

Chain-of-thought Reviewing and Correction for Time Series Question Answering

Chen Su[♣], Yuanhe Tian[♥], Yan Song^{♣*}

[♣]University of Science and Technology of China

[♥]Zhongguancun Institute of Artificial Intelligence

[♣]suchen4565@mail.ustc.edu.cn [♥]tianyuanhe@zgci.ac.cn [♣]clksong@gmail.com

Abstract

With the advancement of large language models (LLMs), diverse time series analysis tasks are reformulated as time series question answering (TSQA) through a unified natural language interface. However, existing LLM-based approaches largely adopt general natural language processing techniques and are prone to reasoning errors when handling complex numerical sequences. Different from purely textual tasks, time series data are inherently verifiable, enabling consistency checking between reasoning steps and the original input. Motivated by this property, we propose T3LLM, which performs multi-step reasoning with an explicit correction mechanism for time series question answering. The T3LLM framework consists of three LLMs, namely, a worker, a reviewer, and a student, that are responsible for generation, review, and reasoning learning, respectively. Within this framework, the worker generates step-wise chains of thought (CoT) under structured prompts, while the reviewer inspects the reasoning, identifies erroneous steps, and provides corrective comments. The collaboratively generated corrected CoT are used to fine-tune the student model, internalizing multi-step reasoning and self-correction into its parameters. Experiments on multiple real-world TSQA benchmarks demonstrate that T3LLM achieves state-of-the-art performance over strong LLM-based baselines.¹

1 Introduction

Time series analysis (TSA) is a conventional practical task for data and pattern analysis and has undergone the evolution from statistical models (Newbold, 1983; De Livera et al., 2011; Mondal et al., 2014; Liu et al., 2016) to deep learning approaches (Lai et al., 2018; Han et al., 2019; Lim and Zohren, 2021; Zhou et al., 2021; Liu et al.,

2022; Nie et al., 2022; Su et al., 2025a,b), which reflects both the growing complexity of temporal data and the continuous innovation in methods to uncover meaningful insights and forecasts in this area (Jin et al., 2023a; Liu et al., 2024b; Su et al., 2025c,d). As a representative task of TSA, time series question answering (TSQA) frames problems in time series data as natural language questions and answers, and solves time-related queries within a unified question answering (QA) form. In TSQA instances, a question usually corresponds to a TSA task such as time series forecasting, imputation, classification, or anomaly detection (Wang et al., 2025a,d; Chen et al., 2025), and the answer is often insufficient with only numerical information, where it is also required to have textual explanations of the reasoning process and key evidence in order to make reliable decisions.

With large language models (LLMs) emerged as universal tools for reasoning across domains (Xue and Salim, 2023; Huang et al., 2024; Shu et al., 2025), researchers start to explore their applications in TSA since text and time series data share a common property of being one-dimensional linear chain structures (Zhou et al., 2023; Jin et al., 2023b; Ansari et al., 2024). So that it maintains a standardized paradigm that seamlessly aligns with the nature of LLMs and is able to unlock their powerful semantic reasoning capabilities for TSA. Existing LLM-based TSA approaches (Rasul et al., 2023; Jin et al., 2023b; Luo et al., 2025) are broadly fall into two categories. The first introduces an independent encoder outside the LLM, which outputs time series representations and fuse them with text representations for LLM input (Jin et al., 2023b; Hu et al., 2025; Zhao et al., 2025). Such encoding paradigm easily leads to mismatched semantic spaces across encoders and LLMs. The other converts the time series data directly into the textual input (Xue and Salim, 2023; Ansari et al., 2024; Luo et al., 2025), and some studies (Kojima et al.,

*Corresponding author.

¹Code available at <https://github.com/synlp/T3LLM>.

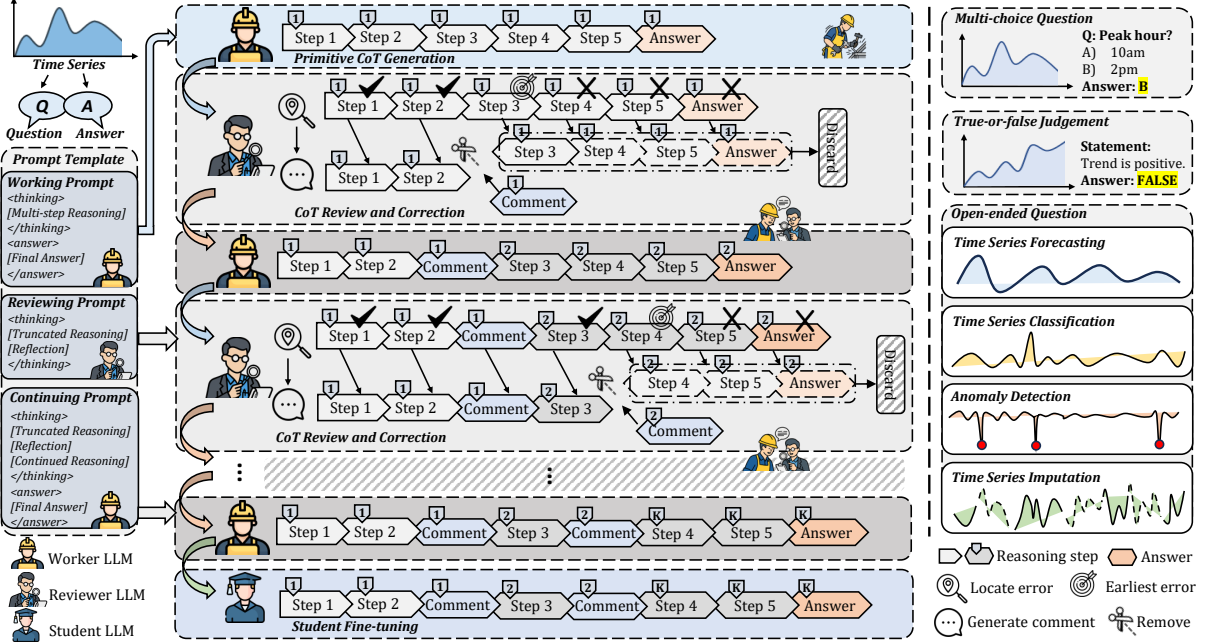


Figure 1: The illustration of our approach. The left side defines the TSQA task and the working, reviewing, and continuing prompt templates. The middle depicts the overall process of T3LLM. From top to bottom, they represent the primitive CoT generation, the correction loop, and the fine-tuning based on the CoTs. The right side shows the three types of TSQA tasks (i.e., multi-choice questions, true-or-false judgments, and open-ended questions).

2022; Sun et al., 2023) thus discretizing their values or numeric sequences into textual tokens, so that allowing LLMs to model TSA tasks within natural language processing (NLP) techniques (Ansari et al., 2024; Chow et al., 2024; Wang et al., 2025b; Luo et al., 2025), especially utilizing QA as a direct interface for information retrieval in TSA, even though with simple solutions (Xie et al., 2024; Wang et al., 2025a; Kong et al., 2025). However, the widely adopted textualizing solution of long numeric sequences makes the model sensitive to subtle numerical fluctuations when handling complex questions. To avoid falling into such scenario, a reasonable attempt is to enhance the reasoning capabilities of LLMs, enabling them to break down a task into smaller and manageable sub-tasks (Wei et al., 2022; Zhou et al., 2022; Sprague et al., 2024), therefore, driving some studies to use chain-of-thought (CoT) in TSA to force LLMs to explicitly generate intermediate reasoning steps and prove its effectiveness accordingly (Chow et al., 2024; Wang et al., 2025b; Luo et al., 2025). Yet, they still omit the unique characteristic in TSA that the time series information (especially their numerical values) are able to be validated for checking the consistency between the reasoning steps and the original input, which is different from pure text reasoning. To this end, strategically tailoring LLMs’ utilization to the nature of time series data is essential in applying LLMs to TSA, especially TSQA.

In this paper, we propose an enhanced CoT framework named T3LLM for TSQA, which explicitly utilize a self-corrected reasoning process. In our framework, three LLMs are assigned with distinct roles, a worker, a reviewer, and a student, respectively. We adopt a unified CoT prompt that guides the worker model to decompose the time series and question into step-wise reasoning steps, producing primitive chains of thought. The reviewer model inspects the primitive CoT, identifies the earliest incorrect reasoning step, retains only the verified correct steps, and generates corresponding comments. The worker model then continues the reasoning based on the retained correct steps and the comments to update the CoT. This review-and-continuation process is repeated until the reasoning is correct or a predefined iteration limit is reached. Finally, we collect all output corrected CoTs from the reviewer LLM and utilize them to fine-tune the student LLM so that it is implicitly enhanced with CoT training and thus able to produce logically consistent multi-step reasoning for TSQA. Extensive experiments on two representative TSQA benchmark datasets demonstrate that T3LLM achieves the state-of-the-art performance compared with other LLM-based approaches.

2 The Approach

Given a time series data \mathcal{T} , and a set of questions $Q = \{Q_1, Q_2, \dots, Q_N\}$ with their corresponding

answers $\mathcal{A} = \{A_1, A_2, \dots, A_N\}$ derived from \mathcal{T} , TSQA predicts an answer \hat{A}_n based on a question $Q_n \in \mathcal{Q}$ and the corresponding \mathcal{T} . To perform TSQA, the proposed T3LLM builds a TSQA-specific LLM with multi-step reasoning and review-correction procedure, with the overall framework illustrated in the Figure 1. Specifically, the T3LLM framework contains three models with different roles, namely, a worker LLM f_w , a reviewer LLM f_r , and a student LLM f_s . The worker LLM takes an individual question and its corresponding time series as input, producing a step-wise structured primitive CoT and an initial predicted answer. The reviewer LLM examines the primitive CoT, identifies the earliest incorrect reasoning step, removes this step and all subsequent reasoning, and generates comments for correction. Guided by the comments, the worker LLM continues generating new reasoning steps, resulting in an updated CoT and a new predicted answer. The generation and review processes alternate iteratively, forming a progressive correction loop until a predefined stopping criterion is met. The high-quality corrected CoT collected during this process is used to fine-tune the student LLM. After fine-tuning, the student LLM is able to produce logically consistent multi-step reasoning without relying on the reviewer and is used as the final model for TSQA. In the following text, we present the details of the process.

2.1 Primitive CoT Generation

In the primitive CoT generation stage, we adopt a working prompt \mathcal{P}_W to regulate the reasoning structure and output format of the worker LLM. The working prompt guides the worker LLM to generate a structured primitive CoT based on a given question and its corresponding time series. The prompt introduces a set of predefined special tokens to explicitly separate reasoning content from final answer content. One category of special tokens (e.g., `<think>...</think>`) indicates the region in which the model produces step-wise reasoning. Another category of special tokens (e.g., `<answer>...</answer>`) indicates the region reserved for generating the final predicted answer. Under this unified prompt template, the primitive CoT is organized as a sequence of discrete and ordered reasoning steps which is formulated as

$$\mathcal{R}^{(0)} = [R_1^{(0)}, R_2^{(0)}, \dots, R_L^{(0)}] \quad (1)$$

where $[\cdot]$ denotes the concatenation of reasoning steps, L denotes the length of the CoT, and $R_l^{(0)}$ is

the l -th CoT step. At this stage, the worker LLM generates the primitive CoT together with an initial predicted answer conditioned on the question, the time series, and the generation prompt. This step-wise reasoning formulation provides a clear and systematic structural basis for subsequent reasoning review and fine-grained error localization.

2.2 CoT Review and Correction

In the CoT review and correction stage, we employ the reviewer LLM to conduct a step-by-step inspection of the primitive CoT generated by the worker LLM, with the goal of identifying the earliest reasoning error. Specifically, the reviewer LLM takes as input the question Q_n , the time series \mathcal{T} , the golden standard answer A_n , the primitive CoT $\mathcal{R}^{(0)}$, the corresponding predicted answer $\hat{A}_n^{(0)}$, and a reviewing prompt \mathcal{P}_R , and examines the reasoning steps in a sequential manner. The reviewer LLM is prompted to locate the earliest reasoning step that conflicts with the time series evidence or the task definition. Once the erroneous reasoning step is identified, the reviewer LLM removes this step together with all subsequent reasoning steps, retaining only the prefix consisting of verified correct reasoning. The reviewer LLM then generates a comment that highlights the issues in the current reasoning and provides guidance for correction, without revealing any information about the golden standard answer. This comment is appended to the truncated CoT, forming an intermediate but corrected reasoning state, which is formulated as

$$\tilde{\mathcal{R}}^{(1)} = f_r(Q_n, \mathcal{T}, A_n, \mathcal{R}^{(0)}, \hat{A}_n^{(0)}, \mathcal{P}_R) \quad (2)$$

where $\tilde{\mathcal{R}}^{(1)}$ denotes the truncated CoT augmented with the reviewer-generated comment. It is important to note that this intermediate CoT is still incomplete, and the remaining reasoning steps need to be regenerated by the worker LLM under the guidance of the appended comment. In the continuation stage, we use a continuing prompt \mathcal{P}_C to instruct the worker LLM to generate new reasoning steps and an updated predicted answer conditioned on the truncated CoT. This review-truncate-comment-continue process is repeated until a predefined maximum number of correction rounds is reached. For different types of time series question answering tasks, the best corrected CoT is selected based on answer correctness or proximity to the golden standard answer. The final selected corrected CoT is used as a stable, consistent and high-quality target supervision signal for fine-tuning the student LLM.

2.3 Student Fine-tuning

In the student fine-tuning stage, training is performed using individual corrected CoT samples as supervision. For each training instance, the student model is conditioned on the question, the time series, and the corresponding corrected CoT. The student model is trained to autoregressively predict the next token in the CoT given the preceding reasoning context. The CoT loss \mathcal{L}_{cot} is computed accordingly following the standard cross-entropy loss function. After generating the CoT, the student model further predicts the token sequence of the final answer conditioned on the completed reasoning, where an answer prediction loss \mathcal{L}_{ans} following the standard process. The overall training objective of the student model is to jointly minimize the CoT loss and the answer prediction loss as follows:

$$\mathcal{L} = \mathcal{L}_{\text{cot}} + \mathcal{L}_{\text{ans}} \quad (3)$$

By repeating this process over all training instances, the student model internalizes the multi-step reasoning structure and becomes capable of independently generating consistent reasoning for TSQA.

3 Experiment Settings

3.1 Datasets

We use two datasets in our experiments, namely, CTQA (Wang et al., 2025a) and TMQA (Kong et al., 2025), spanning multiple application domains such as finance, weather, and healthcare, etc. Both datasets consist of question-answer pairs in which the associated time series information appears in the texts. Specifically, CTQA contains multiple-choice question (MCQ) and answer pairs, which are constructed according to trend, volatility, seasonality, and outlier patterns in time series data. TMQA includes three QA types, namely, MCQ, true-or-false (T/F) judgment and open ended (OPE) QA pairs, which are constructed from typical TSA tasks, such as time series forecasting, imputation, classification, and anomaly detection. The time series information used in the QA pairs comes from two sources: public real-world time-series data and synthesized ones from LLMs. Each question in this dataset additionally provides contextual information such as domain background and descriptions for time series data. Statistics of these two datasets according to QA types are reported in Table 1.

Dataset	Type		Train	Val	Test
CTQA	MCQ	–	26,880	6,720	14,400
TMQA	MCQ	–	6,352	1,589	3,332
	T/F	–	3,828	957	2,131
	OPE	Classification	20,719	5,180	11,101
		Anomaly	20,720	5,180	11,100
		Forecasting	23,831	5,958	12,768
Imputation		21,647	5,412	11,598	
Total	–		123,978	30,995	66,430

Table 1: Statistics of the experiment datasets. MCQ, T/F, and OPE stand for multiple-choice, true-or-false, and open-ended QA types, respectively. The open-ended QA further includes time series classification, anomaly detection, forecasting, and imputation tasks.

3.2 Baselines and Comparing Approaches

To evaluate the effectiveness of our proposed T3LLM, we construct four baselines on the same backbone as that used in T3LLM, namely TSEnc, TSTxt, TSCoT, and TSCoT+, which represent three representative LLM-based approaches to TSQA. Specifically, TSEnc incorporates an independent time series encoder, with the output representations concatenated with those from texts, and then fed into the LLM to generate the answer. This baseline is used for evaluating the performance of TSQA with separate multimodal modeling. TSTxt treats time series data as normal texts and utilizes the standard procedure of using LLM on them, which is to test how text-based processing affects TSQA performance. TSCoT applies CoT to TSTxt with the same generating prompt as T3LLM, driving the LLM to produce multi-step reasoning for answer generation. TSCoT+ is a variant of TSCoT that uses a more complex generating prompt with a reflection hint to encourage the LLM to automatically reflect on the previous reasoning steps at an appropriate time. This baseline is employed to evaluate the ability to utilize standard CoT in TSQA and provides a direct contrast to T3LLM.

To further demonstrate the superiority of our approach, we compare three existing LLM-based TSQA studies under the same experiment setting, namely ChatTS (Xie et al., 2024), ChatTime (Wang et al., 2025a) and Time-MQA (Kong et al., 2025). ChatTS encodes time series into continuous representations and inserts them into text token sequences, thus preserving temporal context information during language modeling. ChatTime treats discretized time series values as foreign language tokens so that the numerical sequence and text are modeled jointly as if they are in a code-mixture language environment. Time-MQA directly fine-

Approach	CTQA	TMQA									
	MCQ	MCQ	T/F	OPE							
				Classification		Anomaly		Forecasting		Imputation	
				Acc \uparrow	mF1 \uparrow	Acc \uparrow	F1 \uparrow	RMSE \downarrow	MAE \downarrow	RMSE \downarrow	MAE \downarrow
TSEnc	0.399	0.483	0.518	0.320	0.274	0.286	0.246	24682.469	943.354	4668.367	94.359
TSTxt	0.365	0.279	0.539	0.387	0.257	0.398	0.368	15273.367	666.316	3008.981	75.715
TSCoT	0.390	0.574	0.635	<u>0.495</u>	0.293	0.513	0.393	12321.533	640.241	2900.958	72.611
TSCoT+	0.393	<u>0.589</u>	0.629	0.483	<u>0.317</u>	<u>0.526</u>	0.405	12359.176	658.964	2887.367	70.851
ChatTS	<u>0.467</u>	0.556	<u>0.637</u>	0.393	0.266	0.313	0.299	26543.138	934.681	4356.167	90.348
ChatTime	0.366	0.546	0.619	0.439	0.271	0.489	<u>0.417</u>	<u>11926.354</u>	<u>628.367</u>	<u>2791.3760</u>	<u>64.913</u>
Time-MQA [†]	0.371	0.483	0.564	0.478	0.287	0.432	0.371	17659.672	776.128	3122.176	78.911
T3LLM	0.665	0.635	0.766	0.572	0.336	0.532	0.494	7586.280	545.337	1320.905	50.204

Table 2: Performance comparison of baselines and existing TSQA studies on the benchmark datasets. For the MCQ and T/F QAs, the accuracy is reported. For the classification in OPE, we report accuracy and macro-F1 (mF1). For the anomaly detection in OPE, we report accuracy and F1. For the forecasting and imputation in OPE, we report RMSE and MAE. **Boldface** and underlines denote the best and second-best results, respectively, across all baselines. “†” indicates the results of our implementation of the corresponding approach following the original paper.

tunes LLMs with LoRA (Hu et al., 2022) on TSQA data under the standard NLP paradigm, thereby enabling the model to perform TSQA tasks.

3.3 Implementation Details

In data preprocessing, we follow the formatting method used in prior studies (Xie et al., 2024; Kong et al., 2025; Wang et al., 2025b), where numerical time series values are kept and accommodated inside square brackets “[...]”.² The working, reviewing, and continuing prompts (i.e., \mathcal{P}_W , \mathcal{P}_R , and \mathcal{P}_C) used in our approach are presented in Appendix A. Since input representation plays an essential role in data processing (Mikolov et al., 2013; Han et al., 2018; Devlin et al., 2019; Diao et al., 2021; Touvron et al., 2023; Yang et al., 2025a), we utilize state-of-the-art LLMs in the experiments. Specifically, for the worker and reviewer LLM, we use DeepSeek-R1³ (Guo et al., 2025) For the student LLM, we employ Qwen2.5-14B-Instruct⁴. We fine-tune the student LLM using LoRA (Hu et al., 2022) with LoRA rank 64, LoRA alpha 128 and LoRA dropout 0.05. We use the AdamW optimizer (Loshchilov and Hutter, 2017) with learning rate $2e-5$, and 3 training epochs. We set the maximum CoT length as 2048 tokens and the maximum cor-

rection round (\mathcal{MCR}) as 3 to avoid excessively long reasoning. In evaluation, we use specific metrics for different QA types. Particularly, for MCQ, T/F, and classification and anomaly detection tasks in OPE QA, we parse the generated answers into discrete labels and compute accuracy and macro-averaged F1 (mF1) accordingly. For imputation and forecasting tasks in open-ended QA, we compute mean absolute error (MAE) and root mean squared error (RMSE) on the generated time series values extracted directly from the final answer text.

4 Results and Analysis

4.1 Overall Results

Table 2 reports the results of different approaches, with several observations. First, TSEnc performs well on both MCQ and T/F questions, as well as the classification and anomaly detection tasks in OPE QA types, as compared with inferior results in time series forecasting and imputation tasks. This observation indicates that an independent time series encoder produces rather reliable representations and thus makes the TSEnc effective on comprehension QA, such as MCQ and T/F ones, similar to the practice of utilizing better representations in natural language understanding cases. However, since different encoders may vary in their semantic spaces, TSEnc thus performs poorly when it is required to generate the time series values corresponding to the question. Second, TSTxt shows a more balanced performance compared to TSEnc, where its performance in time series forecasting and imputation in OPE QA is better than TSEnc,

²It is worth noting that, although there are approaches (Wang et al., 2025a) normalize time series values into a unified scale, we still keep such values in their original scale, which allows the model to directly sense the detailed numerical changes on level, slope, and local fluctuations.

³<https://huggingface.co/deepseek-ai/DeepSeek-R1>

⁴<https://huggingface.co/Qwen/Qwen2.5-14B-Instruct>

and others are worse. It suggests that jointly modeling time series values and text in a unified text processing method is effective when answering questions that require reasoning over both the time series and text. Third, TSCoT and TSCoT+ improve TSTxt on comprehension QA as well as time series forecasting and imputation tasks in OPE QA, which confirms that CoT strengthens time series understanding of LLMs. Meanwhile, we observe that the performance of TSCoT+ is similar to that of TSCoT, indicating that employing prompt only is insufficient to enable effective reflections. Compared to the three baselines, T3LLM achieves the best performance across all QA types, indicating that incorporating enhanced CoT on the basis of time series textualization and CoT mechanism strengthens reasoning, which proves the validity of validating the reasoning process with time series evidence.

Table 2 also reports the results of existing representative LLM-based TSQA approaches. We observe that ChatTS performs well in MCQ, T/F QA types, and the classification, anomaly detection tasks in OPE questions. This observation confirms again that using a separate encoder for time series inputs is an effective solution for comprehension QA tasks, which corresponds to that presented by TSEnc. In contrast, ChatTime and Time-MQA offer better performance in forecasting and imputation tasks, which also corresponds to TSTxt, TSCoT, and TSCoT+ in the way that unifying time series and text modeling has the advantage of being able to perceive the most original input values. Furthermore, ChatTime performs better than Time-MQA, which is because ChatTime learns time series values as foreign language tokens, so that simplifies the process of aligning time series information with texts, other than directly mixing them in LLM fine-tuning. Similar to the comparison with baseline models, T3LLM also achieves the best performance in all QA types than existing studies, confirming its effectiveness with a carefully tailored CoT training process.

4.2 Effect of Different MCR

To investigate the effect of different maximum correction rounds MCR , we conduct an analysis with MCR settings of 1, 2, 3, 4, 5, 10. with the results shown in Figure 2. As a comparison, we also plot TSCoT’s results as the standard CoT baseline in the same Figure. We observe that, when $MCR = 1$, T3LLM already significantly outperforms the no-

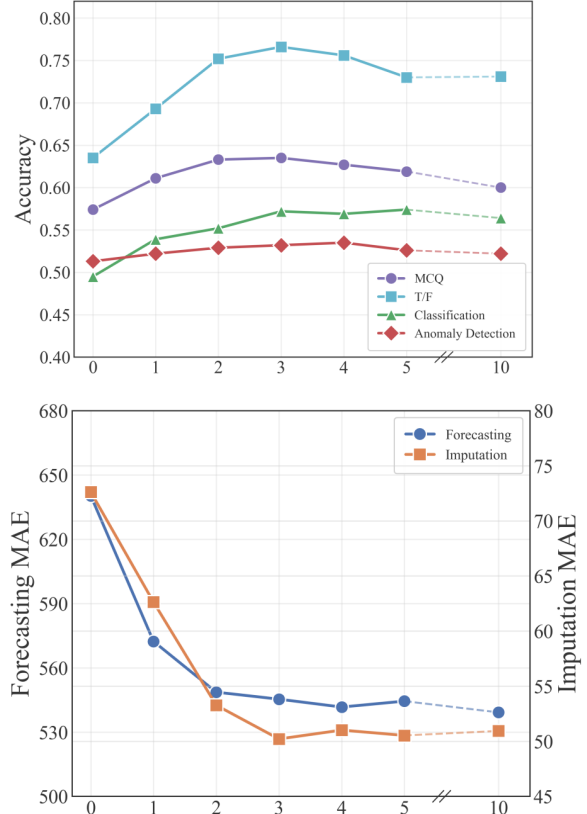


Figure 2: The performance of our approach with different numbers of maximum correction rounds $MCR = \{1, 2, 3, 4, 5, 10\}$ on the TMQA dataset.

review-correction TSCoT baseline on all TSQA tasks, and its performance keeps increasing when raising MCR from 1 to 3. the performance on classification and anomaly detection in OE task gradually converges with higher MCR . The reason is that additional correction rounds provide more help to high-complexity tasks, such as time series forecasting and imputation, and less to the others, so that smaller gains are expected for the classification and anomaly detection tasks in OPE QA, respectively. A detailed explanation of this phenomenon is that forecasting and imputation questions often require a larger reasoning space and more rounds of review and correction help to adjust potential reasoning bias and redirect it to reliable paths. Still, when further increasing MCR to 5, the performance stays stable, which suggests that the benefit of larger MCR saturates all possible enhancements at its earlier stage, so that more rounds do not provide new information to help TSQA. We also test the case with 10 maximum correction rounds to explore performance under extremely round settings. We found that the performance of 10 setting is even slightly lower than that of 5 correction rounds. This indicates that

Reviewer LLM	MCQ	T/F	OPE							
			Classification		Anomaly		Forecasting		Imputation	
	Acc↑	Acc↑	Acc↑	mF1↑	Acc↑	F1↑	RMSE↓	MAE↓	RMSE↓	MAE↓
DeepSeek-R1	0.635	0.766	0.572	0.336	0.532	0.494	7586.280	545.337	1320.905	50.204
DeepSeek-V3	0.603	0.680	0.539	0.325	0.530	0.445	8934.836	588.148	2141.449	58.174
Qwen2.5-14B-Distill	0.594	0.661	0.518	0.312	0.528	0.439	9926.251	617.422	2473.362	62.492
Qwen2.5-14B-Instruct	0.589	0.648	0.499	0.309	0.524	0.434	11874.432	622.892	2843.963	66.748

Table 3: Performance comparison of different reviewer LLMs on the TMQA dataset.

Worker LLM	MCQ	T/F	OPE							
			Classification		Anomaly		Forecasting		Imputation	
	Acc↑	Acc↑	Acc↑	mF1↑	Acc↑	F1↑	RMSE↓	MAE↓	RMSE↓	MAE↓
DeepSeek-R1	0.635	0.766	0.572	0.336	0.532	0.494	7586.280	545.337	1320.905	50.204
DeepSeek-V3	0.624	0.742	0.566	0.331	0.529	0.490	7835.424	566.142	1533.242	51.821
Qwen2.5-14B-Distill	0.591	0.639	0.525	0.324	0.525	0.474	8439.348	574.334	2214.422	64.334
Qwen2.5-14B-Instruct	0.573	0.618	0.496	0.248	0.520	0.432	12421.224	624.422	2794.996	70.382

Table 4: Performance comparison of different worker LLMs on the TMQA dataset.

long correction rounds create too many comments, making the LLM give more conservative answers and reducing performance. As a result, this analysis offers a reasonable trade-off in setting MCR between performance and computation cost.

4.3 Effect of Different Reviewer LLMs

We evaluate different LLMs as reviewer LLMs in our approach and conduct experiments on the TMQA dataset. We try DeepSeek-V3⁵ (Liu et al., 2024a), DeepSeek-R1 (Guo et al., 2025), Qwen2.5-14B-instruct (Yang et al., 2025a) and Qwen2.5-14B-Distill⁶, and keep the DeepSeek-R1 as the worker LLM unchanged in all cases. Among these LLMs, Deepseek-R1 has the strongest reasoning ability, followed by Qwen2.5-14B-Distill, while DeepSeek-V3 and Qwen2.5-14B-instruct have relatively weaker reasoning abilities (Guo et al., 2025). Results are reported in Table 3. When switching the reviewer LLM to DeepSeek-V3, the obtained student’s performance decreases compared to DeepSeek-R1, especially in time series forecasting and imputation tasks. It clearly demonstrates that the reasoning ability of LLMs affects the quality of their corrected CoT, so that delivers to the student’s TSQA performance. In using Qwen2.5-14B-Distill, we observe that T3LLM’s performance in MCQ and T/F questions is similar to that with the DeepSeek-V3. This observation indicates that LLMs with fewer parameters are enough for com-

prehension QA tasks once they have sufficient reasoning abilities. In contrast, Qwen2.5-14B-instruct shows further decrease in forecasting and imputation performance, confirming that reasoning ability is inevitable in complex QA scenarios, especially when generation is utilized in OPE questions.

4.4 Effect of Different Worker LLMs

We further evaluate different LLMs as the worker LLMs in our approach and conduct the experiment on the TMQA dataset. Similar to the analysis of review LLMs, we also select DeepSeek-V3, DeepSeek-R1, Qwen2.5-14B-instruct, and Qwen2.5-14B-distill as worker LLMs, while keeping the review LLM fixed with DeepSeek-R1. The results are reported in Table 4. We observe that utilizing DeepSeek-V3 as the worker model leads to a substantial performance degradation of T3LLM across all QA tasks, which indicates that strong reasoning capability is also crucial for the worker LLM in our approach, because the initial CoT is crucial in starting our review and correction process. When using Qwen2.5-14B-Distill and Qwen2.5-14B-instruct as the worker LLM, the performance on all types of question further decreases, and we find that such smaller LLMs often fail to produce correct CoT solutions in the first place, so the later correction process is unable to stop the student LLM from learning erroneous CoTs.

4.5 Case Study

In order to have a more detailed understanding of how T3LLM performs on TSQA, Figure 3 visual-

⁵<https://huggingface.co/deepseek-ai/DeepSeek-V3>

⁶<https://huggingface.co/deepseek-ai/DeepSeek-R1-Distill-Qwen-14B>

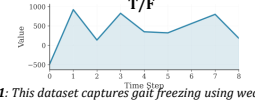
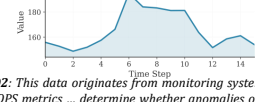
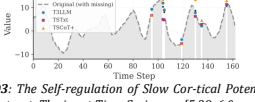
Question	T3LLM	TSCoT+	TSTxt
 <p>T/F</p> <p>Q1: This dataset captures gait freezing using wearable accelerometers ... [ankle/thigh/hip, 3D acceleration, 64 Hz] ... The input time series is [-484, 921, 138, 827, 351, 323, 563, 800, 184]. Please judge whether this data corresponds to No freeze or Freeze ... GT: No freeze.</p>	<p>[Step 1] Understand the task: classify the 9-dim accelerometer snapshot into No freeze vs Freeze ...</p> <p>[Step 2] Map values to sensors/axes: ankle (-484, 921, 138), thigh (827, 351, 323), hip (563, 800, 184) ...</p> <p>[Step 3] Consider patterns ...</p> <p>[Reflection] Magnitude-only reasoning is oversimplified; freezing patterns can be complex and may not correlate directly with intensity.</p> <p>[Step 5] I avoid relying solely on magnitude comparisons ...</p> <p>[Answer] Conclude No freeze ...</p>	<p>[Step 1] Classify the 9-dim accelerometer snapshot into ...</p> <p>[Step 2] Map values to sensors/axes</p> <p>[Step 3] The ankle forward acceleration is negative ...</p> <p>[Step 4] Such cross-sensor disagreement can indicate gait instability (e.g., sudden deceleration ... which may align with a freezing-like event.</p> <p>[Step 5] The vertical accelerations are high, potentially reflecting abrupt loading or jittery stepping, which can appear during freezing episodes.</p> <p>[Answer] Freeze ...</p>	<p>Given the strong and inconsistent accelerations across ankle/thigh/hip (e.g., ankle forward is negative while thigh/hip forward are strongly positive, and vertical components are high), this pattern is more consistent with an unstable gait event rather than smooth walking. Therefore, the answer is <i>freeze</i>.</p>
 <p>OPE (Anomaly Detection)</p> <p>Q2: This data originates from monitoring systems ... IOPS metrics ... determine whether anomalies occurred ... The input time series is [155.88, 152.74, 148.81, 151.97, 157.49, 166.18, 194.73, 184.03, 183.2, 181.11, 181.16, 163.75, 151.68, 158.57, 161.11, 153.98] ... GT: Anomaly Point (i.e., anomaly exists)</p>	<p>[Step 1] Decide whether the series contains anomalies (binary) ...</p> <p>[Step 2] Analyze the time series ...</p> <p>[Step 3] Compute basic statistics to identify outliers ...</p> <p>[Reflection] A specific thresholding method (e.g., IQR fences) is not specified; reasoning should rely more on contextual pattern rather than arbitrary rules.</p> <p>[Step 6] Consider the context of IOPS metrics ...</p> <p>[Step 6] ... extreme spike could be indicative of an anomaly ...</p> <p>[Answer] Anomaly exists.</p>	<p>[Step 1] Determine whether the given IOPS time series contains anomalies</p> <p>[Step 2] The series ranges from ...</p> <p>[Step 3] The series shows a gradual increase from ...</p> <p>[Step 4] This looks like a workload shift ...</p> <p>[Step 5] ... the system recovers smoothly without abrupt oscillations or collapse-like behavior.</p> <p>[Answer] False (No anomaly).</p>	<p>The IOPS values rise to a peak and then remain elevated for several points before gradually returning, which resembles a normal workload increase rather than an isolated abnormal outlier. The predicted answer is <i>False (No anomaly)</i>.</p>
 <p>OPE (Imputation)</p> <p>Q3: The Self-regulation of Slow Cor-tical Potentials dataset. The input Time Series are [5.28, 6.0, ..., 6.56, 8.84, ..., 6.56, 'X', 10.16, ..., 12.31, 'X', 'X', 4.81, ..., -5.69, 'X', ..., 9.88, 'X', 6.06, ..., 2.38, 'X', 3.5, ...]. The missing values are represented by 'X'. GT: ... imputed are [5.28, 6.0, ...]</p>	<p>[Step 1] The question asks to provide the full time series ...</p> <p>[Step 2] The time series is from an EEG recording ...</p> <p>[Step 3] I'll use linear interpolation ...</p> <p>[Reflection] The data exhibits non-linear trends ... involve analyzing the local patterns ... make linear interpolation between immediate neighbors...</p> <p>[Step 4] use a local averaging that considers multiple neighboring points to capture the non-linear trends ...</p> <p>[Step 5] Apply the local averaging method to ...</p> <p>[Answer] [..., 9.30, ..., 11.91, 8.99, ...]</p>	<p>[Step 1] The question asks to impute missing values marked as 'X' ...</p> <p>[Step 2] Identify each 'X' in the sequence and treat them ...</p> <p>[Step 3] Use linear interpolation between the nearest observed values surrounding each missing point ...</p> <p>[Step 4] For a single X in ...</p> <p>[Step 5] ... output the completed sequence.</p> <p>[Answer] [..., 6.66, ..., 4.91, 4.73, ...]</p>	<p>I fill each missing 'X' using linear interpolation (evenly spaced values for consecutive gaps), then return the completed series ... The completed series is [..., 7.41, ..., 13.52, 15.18, ...]</p>

Figure 3: Case study with four examples on MCQ and T/F questions, and time series forecasting and classification tasks in OPE questions from the TMQA dataset. The left side presents the question and the corresponding time series. The right side show Time-MQA, TSCoT and T3LLM’s reasoning process and their corresponding answer.

izes its review and correction process with a few example instances and their generated answers on the T/F question (Q1) and time series anomaly detection (Q2) and imputation (Q3) tasks in OPE questions. As a comparison, the figure also shows the responses of TSCoT+ and the baseline TSTxt on the same examples. Across all cases, T3LLM clearly shows its power on correcting critical reasoning steps to resolve inconsistencies, thus yielding more accurate answers. In contrast, TSTxt often produces limited explanatory texts, so that shows obvious deviations from ground truth on questions that require fine-grained numerical reasoning. While TSCoT+ is also able to produce multi-step reasoning, it yet lacks effective self-correction, thus often causes mistakes in early reasoning steps that lead to subsequent error propagation later.

5 Related Work

TSA plays an important role in data and pattern analysis (Newbold, 1983; Williams et al., 1998; Hyndman et al., 2008; De Livera et al., 2011; Liu et al., 2016; Han et al., 2019; Wen et al., 2022; Jin et al., 2023a; Liu et al., 2024b; Su et al., 2025c), with its methodologies spanning from early statistical approaches such as autoregressive integrated moving average (ARIMA) (Box and Jenkins, 1968) or exponential smoothing (Holt, 2004) that model the variation patterns (Zhang, 2003; Hyndman et al., 2008; De Livera et al., 2011; Mondal et al.,

2014) to later neural solutions using Convolutional or recurrent networks that fit nonlinear temporal relationships in time series data (Oreshkin et al., 2019; Han et al., 2019; Lim and Zohren, 2021). Recently, the Transformer-based TSA approaches extend the task to longer time series input (Zhou et al., 2021; Wen et al., 2022; Nie et al., 2022), and transfer to LLM-based approaches (Xie et al., 2024; Alnegheimish et al., 2024; Chow et al., 2024; Wang et al., 2025a; Kong et al., 2025; Wang et al., 2025c) for this task with the rise of LLMs (Wei et al., 2022; Touvron et al., 2023; Lu et al., 2023; Gan et al., 2023; Li et al., 2024; Tian et al., 2024, 2025; Guo et al., 2025; Yang et al., 2025a). Along this line of research, some studies try to maximize the characteristics of time series information by replacing the input and output layer of LLMs with specific TSA modules (Rasul et al., 2023; Zhang et al., 2023; Zhou et al., 2023; Das et al., 2024; Chow et al., 2024; Xie et al., 2024; Wang et al., 2025d), while others seek external help from multimodal information such as text and images in order to provide richer context for TSA tasks (Jin et al., 2023b; Zhong et al., 2025; Hu et al., 2025; Cheng et al., 2025). Compared to such studies utilizing additional modules, there are also direct solutions treating time series data as text and using LLMs with their standard language modeling paradigm (Ansari et al., 2024; Jin et al., 2024; Wang et al., 2025a; Kong et al., 2025), or even employing ad-

vanced NLP techniques such as retrieval augmentation (Yang et al., 2025b; Xiao et al., 2025; Han et al., 2025). and CoT (Wang et al., 2025b; Luo et al., 2025), etc. As a natural task interface, TSQA is proposed to tackle TSA with natural language interactions. Xie et al. (2024) start to construct TSQA data for time series trend prediction and causal inference, aligning time series data with textual descriptions in order to maintain diverse QA capabilities. Wang et al. (2025a) introduces a vocabulary for time-series numerical values, and inserts them in LLM training, mainly focusing on MCQ questions. Kong et al. (2025) use self-constructed TSQA data to finetune an LLM through varying prompts to handle different tasks such as forecasting, anomaly detection, etc. They are limited to simple solutions to QA for TSA, exhibiting poor adaptability to complex time series questions. Compared to them, T3LLM offers a more reliable framework in utilizing LLMs to mitigate the vulnerability of their operations more effectively with decomposition of reasoning steps and correction of them.

6 Conclusion

In this paper, we propose T3LLM, reviewing and correcting multi-step reasoning to improve LLMs’ ability for TSQA. T3LLM first generates primitive CoTs via a worker LLM, then has them reviewed by a reviewer LLM and continued by the worker, and finally uses these self-corrected CoTs to fine-tune a compact student LLM so that the reasoning process is internalized into the student’s parameters. Experiments on two TSQA benchmark datasets demonstrate that T3LLM consistently outperforms existing LLM-based approaches across multiple tasks in TSQA, confirming the validity and effectiveness of reviewing and correction for CoT.

References

- Sarah Alnegheimish, Linh Nguyen, Laure Berti-Equille, and Kalyan Veeramachaneni. 2024. Large language models can be zero-shot anomaly detectors for time series? *arXiv preprint arXiv:2405.14755*.
- Abdul Fatir Ansari, Lorenzo Stella, Caner Turkmen, Xiyuan Zhang, Pedro Mercado, Huibin Shen, Oleksandr Shchur, Syama Sundar Rangapuram, Sebastian Pineda Arango, and Shubham Kapoor. 2024. Chronos: Learning the language of time series. *arXiv preprint arXiv:2403.07815*.
- George EP Box and Gwilym M Jenkins. 1968. Some recent advances in forecasting and control. *Journal of the Royal Statistical Society. Series C (Applied Statistics)*, 17(2):91–109.
- Jialin Chen, Aosong Feng, Ziyu Zhao, Juan Garza, Gaukhar Nurbek, Cheng Qin, Ali Maatouk, Leandros Tassioulas, Yifeng Gao, and Rex Ying. 2025. Mtbench: A multimodal time series benchmark for temporal reasoning and question answering. *arXiv preprint arXiv:2503.16858*.
- Mingyue Cheng, Yiheng Chen, Qi Liu, Zhiding Liu, Yucong Luo, and Enhong Chen. 2025. Instructime: Advancing time series classification with multimodal language modeling. In *Proceedings of the Eighteenth ACM International Conference on Web Search and Data Mining*, pages 792–800.
- Winnie Chow, Lauren Gardiner, Haraldur T Hallgrímsson, Maxwell A Xu, and Shirley You Ren. 2024. Towards time series reasoning with llms. *arXiv preprint arXiv:2409.11376*.
- Abhimanyu Das, Weihao Kong, Rajat Sen, and Yichen Zhou. 2024. A decoder-only foundation model for time-series forecasting. In *Forty-first International Conference on Machine Learning*.
- Alysha M De Livera, Rob J Hyndman, and Ralph D Snyder. 2011. Forecasting time series with complex seasonal patterns using exponential smoothing. *Journal of the American statistical association*, 106(496):1513–1527.
- Jacob Devlin, Ming-Wei Chang, Kenton Lee, and Kristina Toutanova. 2019. Bert: Pre-training of deep bidirectional transformers for language understanding. In *Proceedings of the 2019 conference of the North American chapter of the association for computational linguistics: human language technologies, volume 1 (long and short papers)*, pages 4171–4186.
- Shizhe Diao, Xinwei Shen, Kashun Shum, Yan Song, and Tong Zhang. 2021. Tilgan: transformer-based implicit latent gan for diverse and coherent text generation. In *Findings of the Association for Computational Linguistics: ACL-IJCNLP 2021*, pages 4844–4858.
- Ruyi Gan, Xiaojun Wu, Junyu Lu, Yuanhe Tian, Dixiang Zhang, Ziwei Wu, Renliang Sun, Chang Liu, Jiaying Zhang, Pingjian Zhang, and 1 others. 2023. idesigner: A high-resolution and complex-prompt following text-to-image diffusion model for interior design. *arXiv preprint arXiv:2312.04326*.
- Daya Guo, Dejian Yang, Haowei Zhang, Junxiao Song, Ruoyu Zhang, Runxin Xu, Qihao Zhu, Shirong Ma, Peiyi Wang, and Xiao Bi. 2025. Deepseek-r1: Incentivizing reasoning capability in llms via reinforcement learning. *arXiv preprint arXiv:2501.12948*.
- Jialong Han, Yan Song, Wayne Xin Zhao, Shuming Shi, and Haisong Zhang. 2018. hyperdoc2vec: Distributed representations of hypertext documents. *arXiv preprint arXiv:1805.03793*.

- Sungwon Han, Seungeon Lee, Meeyoung Cha, Serkan O Arik, and Jinsung Yoon. 2025. Retrieval augmented time series forecasting. *arXiv preprint arXiv:2505.04163*.
- Zhongyang Han, Jun Zhao, Henry Leung, King Fai Ma, and Wei Wang. 2019. A review of deep learning models for time series prediction. *IEEE Sensors Journal*, 21(6):7833–7848.
- Charles C Holt. 2004. Forecasting seasonals and trends by exponentially weighted moving averages. *International journal of forecasting*, 20(1):5–10.
- Edward J Hu, Yelong Shen, Phillip Wallis, Zeyuan Allen-Zhu, Yuanzhi Li, Shean Wang, Lu Wang, Weizhu Chen, and 1 others. 2022. Lora: Low-rank adaptation of large language models. *ICLR*, 1(2):3.
- Yuxiao Hu, Qian Li, Dongxiao Zhang, Jinyue Yan, and Yuntian Chen. 2025. Context-alignment: Activating and enhancing llm capabilities in time series. *arXiv preprint arXiv:2501.03747*.
- Bin Huang, Xin Wang, Hong Chen, Zihan Song, and Wenwu Zhu. 2024. Vtimellm: Empower llm to grasp video moments. In *Proceedings of the IEEE/CVF Conference on Computer Vision and Pattern Recognition*, pages 14271–14280.
- Rob Hyndman, Anne Koehler, Keith Ord, and Ralph Snyder. 2008. *Forecasting with exponential smoothing: the state space approach*. Springer.
- Guangyin Jin, Yuxuan Liang, Yuchen Fang, Zezhi Shao, Jincui Huang, Junbo Zhang, and Yu Zheng. 2023a. Spatio-temporal graph neural networks for predictive learning in urban computing: A survey. *IEEE transactions on knowledge and data engineering*, 36(10):5388–5408.
- Ming Jin, Shiyu Wang, Lintao Ma, Zhixuan Chu, James Y Zhang, Xiaoming Shi, Pin-Yu Chen, Yuxuan Liang, Yuan-Fang Li, and Shirui Pan. 2023b. Time-llm: Time series forecasting by reprogramming large language models. *arXiv preprint arXiv:2310.01728*.
- Ming Jin, Yifan Zhang, Wei Chen, Kexin Zhang, Yuxuan Liang, Bin Yang, Jindong Wang, Shirui Pan, and Qingsong Wen. 2024. Position: What can large language models tell us about time series analysis. In *41st International Conference on Machine Learning*. MLResearchPress.
- Takeshi Kojima, Shixiang Shane Gu, Machel Reid, Yutaka Matsuo, and Yusuke Iwasawa. 2022. Large language models are zero-shot reasoners. *Advances in neural information processing systems*, 35:22199–22213.
- Yaxuan Kong, Yiyuan Yang, Yoontae Hwang, Wenjie Du, Stefan Zohren, Zhangyang Wang, Ming Jin, and Qingsong Wen. 2025. Time-mqa: Time series multi-task question answering with context enhancement. *arXiv preprint arXiv:2503.01875*.
- Guokun Lai, Wei-Cheng Chang, Yiming Yang, and Hanxiao Liu. 2018. Modeling long-and short-term temporal patterns with deep neural networks. In *The 41st international ACM SIGIR conference on research & development in information retrieval*, pages 95–104.
- Chenxi Li, Yuanhe Tian, Zhaxi Zerong, Yan Song, and Fei Xia. 2024. Challenging large language models with new tasks: A study on their adaptability and robustness. In *Findings of the Association for Computational Linguistics ACL 2024*, pages 8140–8162.
- Bryan Lim and Stefan Zohren. 2021. Time-series forecasting with deep learning: a survey. *Philosophical transactions of the royal society a: mathematical, physical and engineering sciences*, 379(2194).
- Aixin Liu, Bei Feng, Bing Xue, Bingxuan Wang, Bochao Wu, Chengda Lu, Chenggang Zhao, Chengqi Deng, Chenyu Zhang, and Chong Ruan. 2024a. Deepseek-v3 technical report. *arXiv preprint arXiv:2412.19437*.
- Chenghao Liu, Steven CH Hoi, Peilin Zhao, and Jianling Sun. 2016. Online arima algorithms for time series prediction. In *Proceedings of the AAAI conference on artificial intelligence*, volume 30.
- Haixin Liu, Shangqing Xu, Zhiyuan Zhao, Ling kai Kong, Harshavardhan Prabhakar Kamarathi, Aditya Sasanur, Megha Sharma, Jiaming Cui, Qingsong Wen, and Chao Zhang. 2024b. Time-mmd: Multi-domain multimodal dataset for time series analysis. *Advances in Neural Information Processing Systems*, 37:77888–77933.
- Minhao Liu, Ailing Zeng, Muxi Chen, Zhijian Xu, Qixia Lai, Lingna Ma, and Qiang Xu. 2022. Scinet: Time series modeling and forecasting with sample convolution and interaction. *Advances in Neural Information Processing Systems*, 35:5816–5828.
- Ilya Loshchilov and Frank Hutter. 2017. Decoupled weight decay regularization. *arXiv preprint arXiv:1711.05101*.
- Junyu Lu, Dixiang Zhang, Xiaojun Wu, Xinyu Gao, Ruyi Gan, Jiaying Zhang, Yan Song, and Pingjian Zhang. 2023. Ziya-visual: Bilingual large vision-language model via multi-task instruction tuning. *arXiv preprint arXiv:2310.08166*.
- Yucong Luo, Yitong Zhou, Mingyue Cheng, Jiahao Wang, Daoyu Wang, Tingyue Pan, and Jintao Zhang. 2025. Time series forecasting as reasoning: A slow-thinking approach with reinforced llms. *arXiv preprint arXiv:2506.10630*.
- Tomas Mikolov, Kai Chen, Greg Corrado, and Jeffrey Dean. 2013. Efficient estimation of word representations in vector space. *arXiv preprint arXiv:1301.3781*.

- Prapanna Mondal, Labani Shit, and Saptarsi Goswami. 2014. Study of effectiveness of time series modeling (arima) in forecasting stock prices. *International Journal of Computer Science, Engineering and Applications*, 4(2):13.
- Paul Newbold. 1983. Arima model building and the time series analysis approach to forecasting. *Journal of forecasting*, 2(1):23–35.
- Yuqi Nie, Nam H Nguyen, Phanwadee Sinthong, and Jayant Kalagnanam. 2022. A time series is worth 64words: Long-term forecasting with transformers. *arXiv preprint arXiv:2211.14730*.
- Boris N Oreshkin, Dmitri Carpov, Nicolas Chapados, and Yoshua Bengio. 2019. N-beats: Neural basis expansion analysis for interpretable time series forecasting. *arXiv preprint arXiv:1905.10437*.
- Kashif Rasul, Arjun Ashok, Andrew Robert Williams, Hena Ghonia, Rishika Bhagwatkar, Arian Khorasani, Mohammad Javad Darvishi Bayazi, George Adamopoulos, Roland Riachi, and Nadhir Hassen. 2023. Lag-llama: Towards foundation models for probabilistic time series forecasting. *arXiv preprint arXiv:2310.08278*.
- Fangxun Shu, Lei Zhang, Hao Jiang, and Cihang Xie. 2025. Audio-visual llm for video understanding. In *Proceedings of the IEEE/CVF International Conference on Computer Vision*, pages 4246–4255.
- Zayne Sprague, Fangcong Yin, Juan Diego Rodriguez, Dongwei Jiang, Manya Wadhwa, Prasann Singhal, Xinyu Zhao, Xi Ye, Kyle Mahowald, and Greg Durrett. 2024. To cot or not to cot? chain-of-thought helps mainly on math and symbolic reasoning. *arXiv preprint arXiv:2409.12183*.
- Chen Su, Zhengzhou Cai, Yuanhe Tian, Zhuochao Chang, Zihong Zheng, and Yan Song. 2025a. Diffusion models for time series forecasting: A survey. *arXiv preprint arXiv:2507.14507*.
- Chen Su, Yuanhe Tian, Qinyu Liu, Jun Zhang, and Yan Song. 2025b. Fusing large language models with temporal transformers for time series forecasting. *arXiv preprint arXiv:2507.10098*.
- Chen Su, Yuanhe Tian, and Yan Song. 2025c. Multimodal conditioned diffusive time series forecasting. *arXiv preprint arXiv:2504.19669*.
- Chen Su, Yuanhe Tian, Yan Song, and Yongdong Zhang. 2025d. Text reinforcement for multimodal time series forecasting. *arXiv preprint arXiv:2509.00687*.
- Chenxi Sun, Hongyan Li, Yaliang Li, and Shenda Hong. 2023. Test: Text prototype aligned embedding to activate llm’s ability for time series. *arXiv preprint arXiv:2308.08241*.
- Yuanhe Tian, Ruyi Gan, Yan Song, Jiaying Zhang, and Yongdong Zhang. 2024. ChiMed-GPT: A Chinese medical large language model with full training regime and better alignment to human preferences. In *Proceedings of the 62nd Annual Meeting of the Association for Computational Linguistics (Volume 1: Long Papers)*, pages 7156–7173, Bangkok, Thailand.
- Yuanhe Tian, Yan Song, and Yongdong Zhang. 2025. Multimodal aspect-based sentiment analysis with plugin-enhanced large language models. *IEEE Transactions on Neural Networks and Learning Systems*, pages 1–15.
- Hugo Touvron, Thibaut Lavril, Gautier Izacard, Xavier Martinet, Marie-Anne Lachaux, Timothée Lacroix, Baptiste Rozière, Naman Goyal, Eric Hambro, Faisal Azhar, and 1 others. 2023. Llama: Open and efficient foundation language models. *arXiv preprint arXiv:2302.13971*.
- Chengsen Wang, Qi Qi, Jingyu Wang, Haifeng Sun, Zirui Zhuang, Jinming Wu, Lei Zhang, and Jianxin Liao. 2025a. Chattime: A unified multimodal time series foundation model bridging numerical and textual data. In *Proceedings of the AAAI Conference on Artificial Intelligence*, volume 39, pages 12694–12702.
- Jiahao Wang, Mingyue Cheng, and Qi Liu. 2025b. Can slow-thinking llms reason over time? empirical studies in time series forecasting. *arXiv preprint arXiv:2505.24511*.
- Xinlei Wang, Mingtian Tan, Jing Qiu, Junhua Zhao, and Jinjin Gu. 2025c. Toward reasoning-centric time-series analysis. *arXiv preprint arXiv:2510.13029*.
- Yilin Wang, Peixuan Lei, Jie Song, Yuzhe Hao, Tao Chen, Yuxuan Zhang, Lei Jia, Yuanxiang Li, and Zhongyu Wei. 2025d. Itformer: Bridging time series and natural language for multi-modal qa with large-scale multitask dataset. *arXiv preprint arXiv:2506.20093*.
- Jason Wei, Xuezhi Wang, Dale Schuurmans, Maarten Bosma, Fei Xia, Ed Chi, Quoc V Le, Denny Zhou, and 1 others. 2022. Chain-of-thought prompting elicits reasoning in large language models. *Advances in neural information processing systems*, 35:24824–24837.
- Qingsong Wen, Tian Zhou, Chaoli Zhang, Weiqi Chen, Ziqing Ma, Junchi Yan, and Liang Sun. 2022. Transformers in time series: A survey. *arXiv preprint arXiv:2202.07125*.
- Billy M Williams, Priya K Durvasula, and Donald E Brown. 1998. Urban freeway traffic flow prediction: application of seasonal autoregressive integrated moving average and exponential smoothing models. *Transportation Research Record*, 1644(1):132–141.
- Mengxi Xiao, Zihao Jiang, Lingfei Qian, Zhengyu Chen, Yueru He, Yijing Xu, Yuecheng Jiang, Dong Li, Ruey-Ling Weng, and Min Peng. 2025. Retrieval-augmented large language models for financial time series forecasting. *arXiv preprint arXiv:2502.05878*.

- Zhe Xie, Zeyan Li, Xiao He, Longlong Xu, Xidao Wen, Tieying Zhang, Jianjun Chen, Rui Shi, and Dan Pei. 2024. Chatts: Aligning time series with llms via synthetic data for enhanced understanding and reasoning. *arXiv preprint arXiv:2412.03104*.
- Hao Xue and Flora D Salim. 2023. Promptcast: A new prompt-based learning paradigm for time series forecasting. *IEEE Transactions on Knowledge and Data Engineering*, 36(11):6851–6864.
- An Yang, Baosong Yang, Beichen Zhang, Binyuan Hui, Bo Zheng, Bowen Yu, Chengyuan Li, Dayiheng Liu, Fei Huang, and Haoran Wei. 2025a. Qwen2.5 technical report. *arXiv preprint arXiv:2412.15115*.
- Silin Yang, Dong Wang, Haoqi Zheng, and Ruochun Jin. 2025b. Timerag: Boosting llm time series forecasting via retrieval-augmented generation. In *ICASSP 2025-2025 IEEE International Conference on Acoustics, Speech and Signal Processing (ICASSP)*, pages 1–5. IEEE.
- G. Peter Zhang. 2003. Time series forecasting using a hybrid arima and neural network model. *Neurocomputing*, 50:159–175.
- Yunkai Zhang, Yawen Zhang, Ming Zheng, Kezhen Chen, Chongyang Gao, Ruian Ge, Siyuan Teng, Amine Jelloul, Jinmeng Rao, and Xiaoyuan Guo. 2023. Insight miner: A large-scale multimodal model for insight mining from time series. In *NeurIPS 2023 AI for Science Workshop*.
- Taibiao Zhao, Xiaobing Chen, and Mingxuan Sun. 2025. Enhancing time series forecasting via multi-level text alignment with llms. *arXiv preprint arXiv:2504.07360*.
- Siru Zhong, Weilin Ruan, Ming Jin, Huan Li, Qingsong Wen, and Yuxuan Liang. 2025. Time-vlm: Exploring multimodal vision-language models for augmented time series forecasting. *arXiv preprint arXiv:2502.04395*.
- Denny Zhou, Nathanael Schärli, Le Hou, Jason Wei, Nathan Scales, Xuezhi Wang, Dale Schuurmans, Claire Cui, Olivier Bousquet, and Quoc Le. 2022. Least-to-most prompting enables complex reasoning in large language models. *arXiv preprint arXiv:2205.10625*.
- Haoyi Zhou, Shanghang Zhang, Jieqi Peng, Shuai Zhang, Jianxin Li, Hui Xiong, and Wancai Zhang. 2021. Informer: Beyond efficient transformer for long sequence time-series forecasting. In *Proceedings of the AAAI conference on artificial intelligence*, volume 35, pages 11106–11115.
- Tian Zhou, PeiSong Niu, Xue Wang, Liang Sun, and Rong Jin. 2023. One fits all: Power general time series analysis by pretrained lm. *arXiv preprint arXiv:2302.11939*.

A Prompt Templates

We provide three complementary prompt templates used in the T3LLM framework: the working template (Figure 4), the reviewing template (Figure 5), and the continuing template (Figure 6).

Working Prompt Template

System prompt:

You are an expert in time series analysis and time series question answering (TSQA).

For every query:

- Carefully read the question, including the dataset description, task description, label or answer definitions, and the given time series.
- Perform explicit step-by-step reasoning ONLY inside the <think>...</think> block.
- Ground your reasoning in the numeric time series and the task definitions, not in external knowledge or vague intuition.
- After finishing the reasoning, output the final answer ONLY inside the <answer>...</answer> block.
- The final answer must strictly follow the format requested in the question (e.g., a single label, one of the given options, True/False, or a list of numbers), and should be as concise as possible.
- Do NOT include the final answer text inside <think>. Do NOT repeat the reasoning inside <answer>.

User prompt:

You are given a time series question answering (TSQA) instance.

[Question]

{add question here}

Your task:

1. Understand the task type and the required answer format from the question.
2. Carefully analyze the given time series (level, trend, variation, local anomalies, missing values, etc.) together with the context in the question.
3. Use step-by-step reasoning, grounded in the time series and task definitions, to decide the correct answer.
4. At the end, give your final answer in exactly the format requested by the question (for example: a single label, one of the given options, True/False, or a list of numbers).

Output format:

<think>

[Step 1] ...

[Step 2] ...

[Step 3] ...

[Step 4] ...

(Use as many steps as needed for your reasoning. Do NOT output the final answer here.)

</think>

<answer>

[Final answer only, strictly following the required format.]

</answer>

Figure 4: The working prompt template used in T3LLM.

Reviewing Prompt Template

System prompt:

You are a rigorous reviewer of time-series reasoning traces.

For each case, you will receive:

- A question (including the time series and task description),
- The ground-truth answer,
- A model's previous output containing a reasoning chain in `<think>...</think>` and a final answer in `<answer>...</answer>`.

Your job is to:

- Decide whether the reasoning chain contains any incorrect, unsupported, or misleading step, given the question, the time series, and the ground-truth answer.
- If there is an error, you must locate the FIRST problematic step, insert a self-reflection after that step, and truncate all later steps. You must NOT produce any final answer.
- If there is no error and the final answer matches the ground-truth answer, you must NOT modify the reasoning at all and you must NOT reveal or hint at the ground-truth answer. In this case, just output a special marker indicating that no change is needed.

Important constraints:

- Never reveal or explicitly mention the ground-truth answer in your output.
- Never hint which label, option, or numeric values are correct.
- Do not output any `<answer>` block.

User prompt:

[Question]

{original question}

[Ground-truth Answer]

{gold answer}

[Original Model Output]

`<think>`

{working llm's reasoning chain}

`</think>`

`<answer>`

{working llm's final answer}

`</answer>`

Your reviewing task:

1. Carefully read the question, the time series, and the ground-truth answer.
2. Check whether the final answer in `<answer>` matches the ground-truth answer exactly.
3. Read the reasoning steps inside `<think>` in order, from the beginning to the end.
4. Identify the FIRST step that is logically wrong, inconsistent with the given time series, inconsistent with the task definitions, or that leads toward an incorrect or unjustified conclusion.
 - A step is "wrong" if it mis-describes the numeric pattern, misapplies a definition, or supports a conclusion that contradicts the correct answer.
5. If you find such an incorrect or problematic step, construct a revised thinking trace as follows:
 - Copy all correct steps BEFORE the first wrong step without changing their content (you may keep existing step markers like [Step 1], [Step 2], etc.).
 - Copy the first wrong step as well.
 - Immediately AFTER this wrong step, insert a new line starting with [Reflection] that:
 - * explicitly explains why the previous step is incorrect, imprecise, or misleading,
 - * briefly indicates in abstract terms what kind of reasoning direction would be more appropriate, WITHOUT revealing or hinting at the ground-truth answer (no explicit labels, options, or exact numeric targets).
 - DELETE all remaining steps after this reflection and DELETE the final answer. Do NOT continue the reasoning beyond the reflection.
6. If you CANNOT find any real error in the reasoning and the final answer already matches the ground-truth answer:
 - Do NOT modify, repeat, or summarize the original reasoning.
 - Do NOT output any explanation, reflection, or hint about why it is correct.
 - Simply output a special marker indicating that no change is needed.

Notes:

- Never output any `<answer>` block.
- Never reveal or hint at the ground-truth answer (no explicit correct label, option, or full numeric sequence).

Figure 5: The reviewing prompt template used in T3LLM.

Continuing Prompt Template

System prompt:

You are an expert in time series analysis and time series question answering (TSQA).

For every query:

- Carefully read the question, including the dataset description, task description, label or answer definitions, and the given time series.
- You will receive a partially corrected reasoning trace inside `<think>...</think>`. This trace may already contain several steps and one or more [Reflection] lines that point out previous errors or adjustments.
- You must treat the existing content inside `<think>` as fixed. Do NOT modify, delete, or reorder any existing steps or reflections.
- Your job is to CONTINUE the reasoning from the end of the given `<think>` block, adding new steps that follow the corrections suggested by the latest [Reflection].
- Explicit step-by-step reasoning must appear ONLY inside the `<think>...</think>` block.
- After finishing the reasoning, output the final answer ONLY inside the `<answer>...</answer>` block.
- The final answer must strictly follow the format requested in the question (e.g., a single label, one of the given options, True/False, or a list of numbers), and should be as concise as possible.
- Do NOT include the final answer text inside `<think>`. Do NOT repeat the reasoning inside `<answer>`.

User prompt:

You are given a time series question answering (TSQA) instance together with a partially corrected reasoning trace.

[Question]

{original question}

[Partially corrected reasoning trace]

`<think>`

{revised reasoning chain}

`</think>`

Your task:

1. Carefully read the question and understand the task type and the required answer format.
2. Read the existing reasoning inside `<think>`. Earlier steps and [Reflection] lines indicate which directions were previously problematic and how the reasoning should be adjusted in general.
3. WITHOUT changing any existing content inside `<think>`, continue the reasoning by adding new steps AFTER the last existing line inside `<think>`.
 - Your new steps should respect the corrections suggested by the latest [Reflection].
 - Avoid repeating the same errors that were pointed out by any [Reflection].
4. Based on the completed reasoning, decide the correct final answer in the exact format required by the question.

Output format:

`<think>`

{First, copy the entire given reasoning trace EXACTLY as it is, including all previous steps and [Reflection] lines.}

[Next Step] ...

[Next Step] ...

(... add as many new steps as needed; do NOT include the final answer text here.)

`</think>`

`<answer>`

[Final answer only, strictly following the required format.]

`</answer>`

Figure 6: The continuing prompt template used in T3LLM.