

Enhancing Noise Resilience in Face Clustering via Sparse Differential Transformer

Dafeng Zhang, Yongqi Song, Shizhuo Liu

Samsung R&D Institute China-Beijing (SRC-B), Beijing, China
dfeng.zhang, yongqi.song, shizhuo.liu@samsung.com

Abstract

The method used to measure relationships between face embeddings plays a crucial role in determining the performance of face clustering. Existing methods employ the Jaccard similarity coefficient instead of the cosine distance to enhance the measurement accuracy. However, these methods introduce too many irrelevant nodes, producing Jaccard coefficients with limited discriminative power and adversely affecting clustering performance. To address this issue, we propose a prediction-driven Top-K Jaccard similarity coefficient that enhances the purity of neighboring nodes, thereby improving the reliability of similarity measurements. Nevertheless, accurately predicting the optimal number of neighbors (Top-K) remains challenging, leading to suboptimal clustering results. To overcome this limitation, we develop a Transformer-based prediction model that examines the relationships between the central node and its neighboring nodes near the Top-K to further enhance the reliability of similarity estimation. However, vanilla Transformer, when applied to predict relationships between nodes, often introduces noise due to their overemphasis on irrelevant feature relationships. To address these challenges, we propose a Sparse Differential Transformer (SDT), instead of the vanilla Transformer, to eliminate noise and enhance the model's anti-noise capabilities. Extensive experiments on multiple datasets, such as MS-Celeb-1M, demonstrate that our approach achieves state-of-the-art (SOTA) performance, outperforming existing methods and providing a more robust solution for face clustering.

Introduction

Face clustering is a critical task in computer vision and machine learning, with numerous applications in areas such as photo management, social media organization, and data collection for face recognition models (Guo et al. 2016; Zhu et al. 2021; Deng et al. 2019). The rapid growth of digital images, particularly face images, has made it increasingly important to develop efficient and accurate methods for grouping similar faces together. Traditional clustering methods, such as K-Means (Lloyd 1982) and DBSCAN (Ester et al. 1996), have been widely used for this purpose. However, these methods rely on assumptions about data distribution and are sensitive to hyperparameters, which limits their effectiveness on large-scale and complex datasets.

Copyright © 2026, Association for the Advancement of Artificial Intelligence (www.aaai.org). All rights reserved.

FC-ESER	0.38	0.31	0.28	0.29	0.31	0.19	0.22	0.26	0.24	0.19
Our	0.81	0.83	0.76	0.74	0.20	0.75	0.08	0.08	0.07	0.12
SDT	0.99	0.99	0.99	0.93	0.01	0.99	0.0	0.0	0.0	0.0
FC-ESER	0.39	0.32	0.33	0.26	0.16	0.12	0.12	0.19	0.11	0.16
Our	0.86	0.88	0.81	0.77	0.22	0.24	0.23	0.61	0.09	0.06
SDT	0.99	0.99	0.99	0.99	0.01	0.01	0.04	0.99	0.0	0.0

+ Probe image • Positive Neighbour • Negative | Top-K

Figure 1: The facial similarity score with different methods.

Recent years have witnessed remarkable advancements in face clustering, largely driven by the power of Graph Convolutional Networks (GCN) (Kipf and Welling 2016; Wang et al. 2019; Yang et al. 2019, 2020; Shen et al. 2021; Liu et al. 2021; Wang et al. 2022b; Shen et al. 2023). These networks excel in learning and propagating features, enabling more accurate clustering. However, a significant hurdle persists in the form of noise edges (Wang et al. 2022b). When constructing face graphs, the traditional approach of relying on k NN (Cover and Hart 1967) relations based on cosine distance in the feature space often leads to the inclusion of edges connecting faces of different identities. As a result, when messages propagate along these noise edges during GCN operations, the face features get contaminated, degrading the overall clustering performance. Ada-NETS (Wang et al. 2022b) and FC-ESER (Liu 2024) represent a significant step forward in addressing this issue. They introduce the Jaccard similarity coefficient (Zhong et al. 2017), instead of the cosine distance, to measure the similarity between two samples in the face graph. However, they introduce a large number of irrelevant nodes, resulting in highly similar Jaccard coefficients that degrade clustering performance. As shown in Fig. 1, the Jaccard similarity coefficients computed by FC-ESER for different faces are very close, which introduces challenges to discriminative face identification. An excessively low threshold risks merging faces of differing identities into a single cluster, whereas an overly high threshold fragments faces of the same identity into multiple clusters.

In order to improve the reliability of Jaccard similarity coefficient, we propose a prediction-driven Top-K Jaccard similarity coefficient in this paper. By carefully and dynam-

ically selecting Top-K true neighboring nodes for each central node, the purity of neighboring nodes considered when calculating Jaccard similarity coefficients can be improved. Conversely, this will make the Jaccard similarity coefficient more reliable, reduce the influence of noisy nodes, and minimize the chance of clustering errors caused by the inclusion of irrelevant nodes. As shown in Fig. 1, our method captures facial similarity more accurately than FC-ESER (Liu 2024).

Another critical issue lies in the instability of the predicted Top-K near its optimal number of neighbors, which may either omit relevant nodes or introduce irrelevant ones. This necessitates a thorough examination of the relationships between the central node and its neighboring nodes near the Top-K. To address this problem, we develop a Transformer-based model to predict these relationships in this paper. However, vanilla Transformer (Vaswani 2017; Nguyen et al. 2021; Ye et al. 2021; Chen et al. 2022; Wang et al. 2022a; Shin et al. 2023; Liu 2024) tends to allocate excessive attention to all feature relationships, including those that are irrelevant or noisy (Ye et al. 2024). This overemphasis can cause the model to misinterpret relationships, leading to incorrect clustering decisions. In response to the noise attention issue associated with the Vanilla Transformer (Vaswani 2017), we propose the Sparse Differential Transformer (SDT) to replace the above Transformer-based network. Inspired by the Differential Transformer (Ye et al. 2024), which aims to cancel attention noise through differential denoising, our SDT takes it a step further. Specifically, we propose a Top-K sparse differential attention model that only focuses on the related nodes before the Top-K and masks the attention of unrelated nodes when calculating the attention score. This design enables the model to focus more precisely on the most relevant facial features, significantly improving its anti-noise ability and ultimately enhancing the clustering performance.

The contributions can be summarized as follows:

- We propose a prediction-driven Top-K Jaccard similarity coefficient that enhances the purity of neighboring nodes, to improve the reliability of similarity measurements.
- Our neural network-based approach for predicting neighbor relationships near the Top-K offers a more reliable strategy for adaptive neighbor discovery, leading to better clustering performance.
- We propose a Sparse Differential Transformer (SDT) network to address the noise attention problem in Vanilla Transformer, improving the model’s anti-noise ability.
- The comprehensive experiments on multiple datasets demonstrate that our method achieves state-of-the-art (SOTA) performance, outperforming existing methods in both clustering accuracy and robustness.

Related Work

Face Clustering

Traditional clustering algorithms such as K-Means (Lloyd 1982), Hierarchical Agglomerative Clustering (HAC) (Sibson 1973), and DBSCAN (Ester et al. 1996) have been widely used for face clustering tasks (Ho et al. 2003; Zhao

et al. 2006). These methods operate on the assumption of convex cluster shapes and homogeneous compactness, which are often impractical for the diverse and complex nature of face data. In recent years, GCN-based supervised methods have shown great promise. L-GCN (Wang et al. 2019) deploys a GCN for linkage prediction on subgraphs, leveraging the graph structure to infer connections between face images. CAGCN (Zhang, Guo, and Jin 2023) enhances the feature expression capabilities by learning and fusing both global and local features. LTC (Yang et al. 2019) formulates clustering as a detection and segmentation pipeline based on GCN, while GCN(V+E) (Yang et al. 2020) proposes a confidence estimator and a connectivity estimator to estimate the vertex confidence and edge connectivity in the face graph. They are all two-stage GCN method. Despite the significant progress made by these methods, they still face challenges. Most build face graphs based on k NN, which often results in a significant number of noise edges (Wang et al. 2022b). When messages pass along these noise edges, the face features are polluted, degrading the performance of face clustering. Ada-NETS (Wang et al. 2022b) was proposed to address the noise edges problem in GCN-based face clustering. However, our tests have revealed that the prediction of k_{off} can be inaccurate, often deviating near the optimal k . This inaccuracy can lead to suboptimal graph construction and, consequently, lower clustering performance.

Attention Mechanisms in Face Clustering

Attention mechanisms (Vaswani 2017) have been increasingly incorporated into face clustering methods to address the issue of noise edges. Clusformer (Nguyen et al. 2021) uses a self-attention mechanism to capture long-range dependencies between face nodes. By selectively attending to relevant nodes, it aims to reduce the impact of noise. LCE-PCENet (Shin et al. 2023) develops a local connectivity estimation network (LCENet) to excludes negative pairs from the KNN graph while maintaining sufficient positive pairs and a pairwise connectivity estimation network (PCENet) to determine whether or not two linked nodes belong to the same cluster. B-Attention (Wang et al. 2022a) is an upgraded version of Ada-NETS (Wang et al. 2022b), but it is based on Transformer. However, Vanilla Transformer face challenges when applied to face clustering. Their tendency to overemphasize feature relationships may introduce noise, as they may assign high attention scores to irrelevant or noisy features (Ye et al. 2024). The Differential Transformer (Ye et al. 2024), in contrast, addresses this issue by using a differential attention mechanism. It calculates attention scores as the difference between two separate softmax attention maps, effectively canceling out noise attention. This method has shown great potential in language modeling, and we apply it to face clustering and proposed a Sparse Differential Transformer (SDT) network that utilizes the inherent prior information in clustering to enhance the robustness of model.

Methodology

The framework of our face clustering method as shown in Fig. 2. Similar to existing methods (Shin et al. 2023;

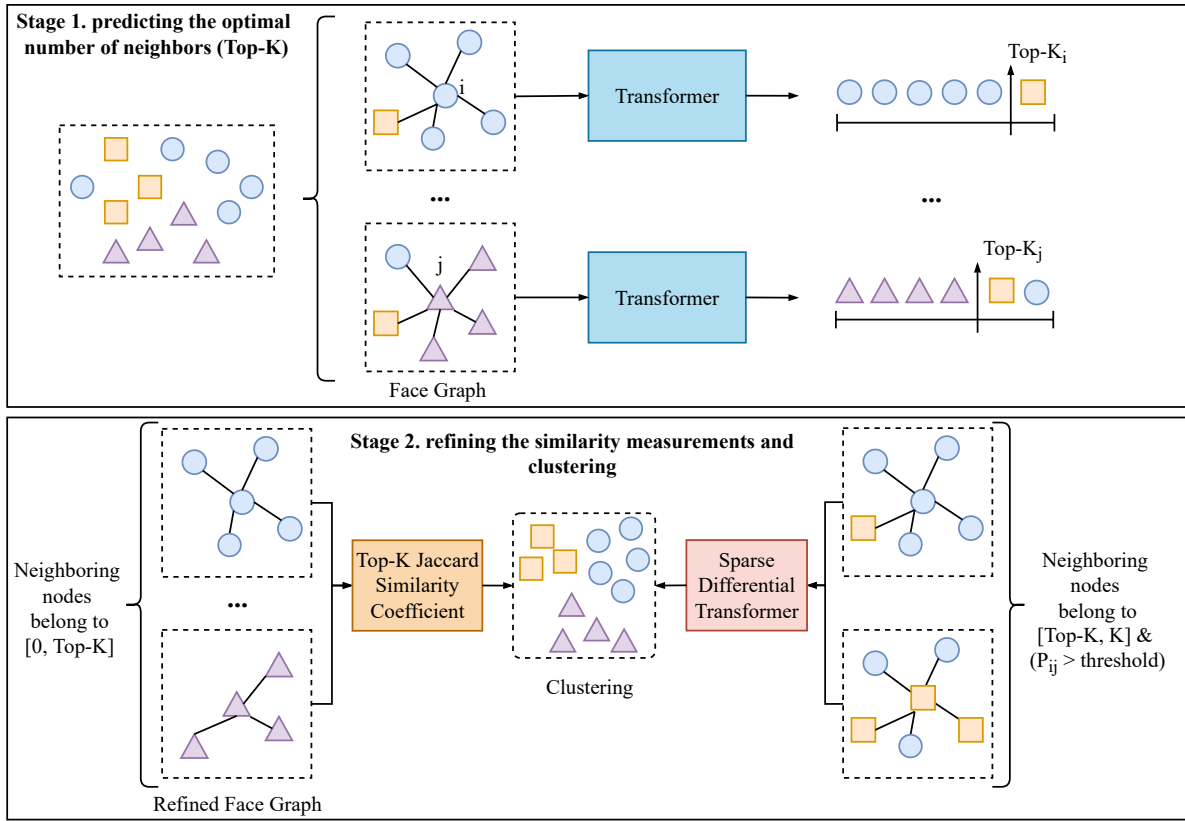


Figure 2: The framework and network architecture of our face clustering method.

Liu 2024), we first construct a face graph. Subsequently, we employ a Transformer-based Adaptive Neighbor Discovery strategy to predict neighboring boundaries Top-K. Then we use the Top-K to refine the face graph. Due to the inherent inaccuracy of the predicted Top-K, noise nodes are inevitably retained. Therefore, we utilize a neural network (Sparse Differential Transformer) to alleviate the impact of noise nodes. Finally, we employ the Map Equation (Rosvall, Axelsson, and Bergstrom 2009; Liu 2024) method to perform face clustering.

Top-K Jaccard Similarity Coefficient

Given a set of N face images, we extract face features $f_i \in \mathbb{R}^d$ for each image $i = 1, 2, \dots, N$, where d is the dimension of the face features. For each sample i , we calculate the cosine similarity between f_i and all other features f_j as $a_{ij} = \frac{f_i \cdot f_j}{\|f_i\| \|f_j\|}$, and then select the K nearest neighbors of f_i based on the sorted cosine similarity values to construct the similarity matrix $S \in \mathbb{R}^{N \times K}$ and adjacency matrix $\mathcal{N} \in \mathbb{R}^{N \times K}$. Simple distance metrics, such as cosine similarity, may not fully capture the complex relationships between faces. Inspired by Ada-NETS (Wang et al. 2022b) and FC-ESER (Liu 2024), we use the Jaccard similarity coefficient (Zhong et al. 2017) to measure the similarity between two samples in the face graph. Let \mathcal{N}_i and \mathcal{N}_j be the sets of k nearest neighbors of two face samples i and j respectively. In Ada-NETS, the Jaccard similarity coefficient

$J(\mathcal{N}_i, \mathcal{N}_j)$ between i and j is defined as:

$$J(\mathcal{N}_i, \mathcal{N}_j) = \frac{|\mathcal{N}_i \cap \mathcal{N}_j|}{|\mathcal{N}_i \cup \mathcal{N}_j|}. \quad (1)$$

FC-ESER improves the Jaccard similarity coefficient and re-defines it as neighbor-based edge probability \tilde{p}_{ij} :

$$\tilde{p}_{ij} = J(\mathcal{N}_i, \mathcal{N}_j) = \frac{\sum_{h_{ij} \in \mathcal{M}_{ij}} (\hat{p}_{ih} + \hat{p}_{hj})}{\sum_{h_i \in \mathcal{N}_i} \hat{p}_{ih} + \sum_{h_j \in \mathcal{N}_j} \hat{p}_{hj}}. \quad (2)$$

where $\mathcal{M}_{ij} = \mathcal{N}_i \cap \mathcal{N}_j$ is the intersection of \mathcal{N}_i and \mathcal{N}_j . h_{ij} represents the common neighbors of samples i and j . h_i and h_j represent neighbors of samples i and j , respectively. \hat{p} is the edge probability between i and j that defined in FC-ESER as:

$$d_{ij} = 2 - 2 * a_{ij}. \quad (3) \quad p_{ij} = e^{-\frac{d_{ij}}{\tau}}. \quad (4) \quad \hat{p}_{ij} = \frac{p_{ij}}{s_i}. \quad (5)$$

where a_{ij} is the cosine similarity between f_i and f_j , τ is a temperature parameter. $s_i = \sum_{j \in \mathcal{N}_i} p_{ij}$ is the sum of edge probabilities p_{ij} of sample i . However, Eq. (4) has a critical flaw, it reduces the similarity between two face features, leading to two significant issues: 1) Faces belonging to the same identity are fragmented into multiple subclusters (reducing recall). 2) The differences in Jaccard similarity coefficients are diminished, causing different identities to be clustered together (reducing precision). In addition, Ada-NETS and FC-ESER introduce a large number of irrelevant samples when calculating the Jaccard similarity

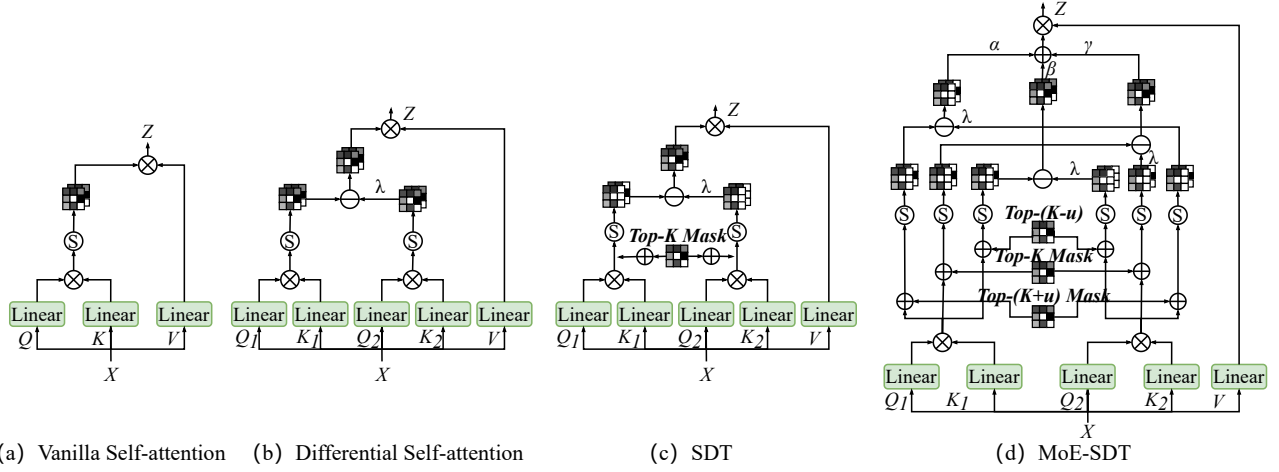


Figure 3: (a) Vanilla Self-attention. (b) Differential Self-attention. (c) Sparse Differential Self-attention (SDT). (d) The Mixture of Experts Sparse Differential Self-attention (MoE-SDT).

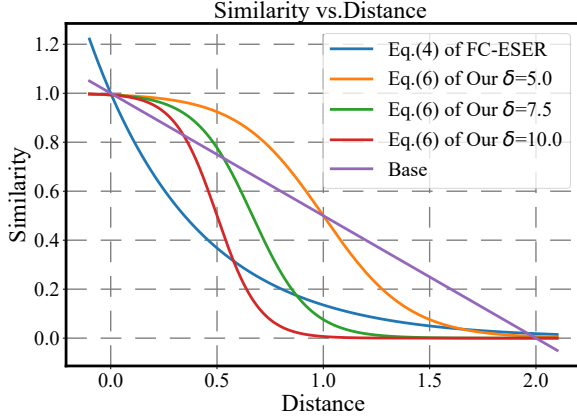


Figure 4: The distance transform function.

coefficient, which also results in the Jaccard similarity coefficients between different identity samples being very close. To address first problem, we redefine the distance transform function Eq. (4) as:

$$p_{ij} = \frac{1}{1 + e^{\delta d_{ij} + \epsilon}} \quad (6)$$

where $\delta = 7.5$ and $\epsilon = -5$ in this paper, as show in Fig. 4. The sigmoid-like function used in our formula helps to amplify small differences in the original distance, making it easier to distinguish between similar and dissimilar face images. To address the second issue, we refine the Jaccard similarity formula (Eq. (2)) based on an adaptive neighbor discovery strategy. Specifically, we employ the adaptive filter of Ada-NETS, replace LSTM with Transformer, to predict the optimal number of neighbors, denoted as Top-K. When calculating the Jaccard similarity coefficient, we consider only the samples preceding Top-K to reduce the number of irrelevant samples. And to further improve noise robustness, we redefine the formula of Top-K as \hat{k} :

$$\hat{k} = \begin{cases} 10 * \lceil \frac{\text{Top-K}}{10} \rceil, & \text{Top-K} < K \\ K, & \text{Top-K} \geq K \end{cases} \quad (7)$$

Therefore, the neighbor-based edge probability \tilde{p}_{ij} is redefined as:

$$\tilde{p}_{ij} = \frac{\sum_{h_{ij} \in \mathcal{M}_{ij}^{\hat{k}_i}} (\hat{p}_{ih} + \hat{p}_{hj})}{\sum_{h_i \in \mathcal{N}_i^{\hat{k}_i}} \hat{p}_{ih} + \sum_{h_j \in \mathcal{N}_j^{\hat{k}_i}} \hat{p}_{hj}} \quad (8)$$

where \hat{k}_i denotes the optimal number of neighbors of sample i . $\mathcal{M}_{ij}^{\hat{k}_i} = \mathcal{N}_i^{\hat{k}_i} \cap \mathcal{N}_j^{\hat{k}_i}$ is the intersection of \mathcal{N}_i and \mathcal{N}_j that preceding \hat{k} . Through Eq. (6) and Eq. (8), we can effectively improve the face clustering ability.

Sparse Differential Transformer

The predicted Top-K near its optimal number of neighbors, which may either omit relevant nodes or introduce irrelevant ones. This necessitates a thorough examination of the relationships between the central node and its neighboring nodes near the Top-K. To address this problem, we develop a Transformer-based model to predict these relationships in this paper.

However, Vanilla Transformer, when applied to face clustering, often face the problem of overemphasizing feature relationships, which can introduce noise and disrupt the clustering process. To address this issue, we propose the Sparse Differential Transformer (SDT), as shown in Fig. 3 (a). Our SDT builds on the Differential Transformer (Ye et al. 2024), which uses a differential attention mechanism to cancel attention noise. In the Differential Transformer, the attention scores are calculated as the difference between two separate softmax attention maps, as shown in Fig. 3 (c). The formula for the Differential Transformer is given by:

$$[Q_1, Q_2] = xW_Q, [K_1, K_2] = xW_K, V = xW_V \quad (9)$$

$$F_{Att} = (S(\frac{Q_1 K_1^T}{\sqrt{d}}) - \lambda S(\frac{Q_2 K_2^T}{\sqrt{d}}))V \quad (10)$$

where x is the face feature, $Q_1, Q_2, K_1, K_2 \in \mathbb{R}^{N \times \frac{d}{2}}$ and $V \in \mathbb{R}^{N \times d}$ denote the query, key and value. $W_Q, W_K, W_V \in \mathbb{R}^{d \times d}$ are the weight of linear projection

#unlabeled	584K		1.74M		2.89M		4.05M		5.21M	
Method / Metrics	F_P	F_B	F_P	F_B	F_P	F_B	F_P	F_B	F_P	F_B
K-Means (Lloyd 1982)	79.21	81.23	73.04	75.20	69.83	72.34	67.90	70.57	66.47	69.42
HAC (Sibson 1973)	70.63	70.46	54.40	69.53	11.08	68.62	1.40	67.69	0.37	66.96
DBSCAN (Ester et al. 1996)	67.93	67.17	63.41	66.53	52.50	66.26	45.24	44.87	44.94	44.74
ARO (Otto, Wang, and Jain 2017)	13.60	17.00	8.78	12.42	7.30	10.96	6.86	10.50	6.35	10.01
CDP (Lloyd 1982)	75.02	78.70	70.75	75.82	69.51	74.58	68.62	73.62	68.06	72.92
L-GCN (Wang et al. 2019)	78.68	84.37	75.83	81.61	74.29	80.11	73.70	79.33	72.99	78.60
LTC (Yang et al. 2019)	85.66	85.52	82.41	83.01	80.32	81.10	78.98	79.84	77.87	78.86
GCN(V+E) (Yang et al. 2020)	87.93	86.09	84.04	82.84	82.10	81.24	80.45	80.09	79.30	79.25
Clusformer (Nguyen et al. 2021)	88.20	87.17	84.60	84.05	82.79	82.30	81.03	80.51	79.91	79.95
STAR-FC (Shen et al. 2021)	91.97	89.96	88.28	86.26	86.17	84.13	84.70	82.63	83.46	81.47
FaceT (Ye et al. 2021)	91.12	90.50	89.07	86.84	86.78	85.09	84.10	84.67	83.86	83.86
Pair-Cls (Liu et al. 2021)	90.67	89.54	86.91	86.25	85.06	84.55	83.51	83.49	82.41	82.40
Ada-NETS (Wang et al. 2022b)	92.79	91.40	89.33	87.98	87.50	86.03	85.40	84.48	83.99	83.28
Chen et al. (Chen et al. 2022)	93.22	92.18	90.51	89.43	89.09	88.00	87.93	86.92	86.94	86.06
FaceMap (Yu et al. 2022)	94.27	92.55	91.31	89.67	89.32	88.20	87.74	87.11	86.37	86.29
Wang et al. (Wang et al. 2022a)	94.94	93.67	91.74	90.81	89.50	89.15	87.04	87.81	85.40	86.76
LCEPCE (Shin et al. 2023)	94.64	93.36	91.90	90.78	90.27	89.28	88.69	88.15	87.35	87.28
CLIP-Cluster (Shen et al. 2023)	94.22	-	91.44	89.44	89.95	87.75	88.93	86.78	87.99	85.85
FC-ESER (Liu 2024)	95.28	93.85	92.94	91.54	91.61	90.38	90.44	89.50	89.40	88.80
Diff-Cluster (Our)	95.46	94.14	93.14	91.87	91.73	90.71	90.89	89.78	90.08	89.14

Table 1: Comparison on face clustering when training with 0.5M face images and testing with different numbers of unlabeled face images. All results are obtained on the MS1M dataset. The proposed SDT consistently outperforms other face clustering baselines on different scale of testing data.

model. F_{Att} denotes the output of the DIFF Attention, $S(\cdot)$ is the $softmax(\cdot)$ function. λ is a learnable scalar:

$$\lambda = \exp(\lambda_{q1} * \lambda_{k1}) - \exp(\lambda_{q2} * \lambda_{k2}) + \lambda_{init} \quad (11)$$

where $\lambda_{q1}, \lambda_{q2}, \lambda_{k1}, \lambda_{k2} \in \mathbb{R}^{\frac{d}{2}}$ are learnable parameters, and $\lambda_{init} = 0.8$ in this paper.

In a standard Transformer, attention weights are computed for all pairs of nodes, leading to a large number of interactions that may not be relevant. Therefore, we further enhance this mechanism by introducing sparsity. Our SDT model applies a sparsity constraint to the attention mechanism, ensuring that only the most relevant nodes are attended to, while irrelevant or noisy relationships are ignored. The sparsification process is implemented through Top-k selection, where we utilize the predicted Top-K as the threshold. At each layer of the Transformer, we calculate the attention weights between nodes and retain only the most important relationships. These selected relationships are then passed through subsequent layers of the model, while the discarded relationships are effectively ignored. This reduces the model’s sensitivity to noise, which is particularly useful in clustering tasks where irrelevant features can distort the clustering decision. The formula for the Sparse Differential Transformer is given by:

$$F_{Att} = (S(M(\frac{Q_1 K_1^T}{\sqrt{d}})) - \lambda S(M(\frac{Q_2 K_2^T}{\sqrt{d}})))V \quad (12)$$

where M denotes the Top-K Attention Mask. As previously discussed, Top-K frequently deviates from the true optimal value. It can result in relevant nodes being overlooked. To address this issue, we propose a Mixture of Experts Sparse Differential Self-attention (MoE-SDT), as shown in Fig. 3 (d). We introduce attention mask before and after Top-K

and incorporate learnable parameters to form a MoE system, thereby enhancing the model’s robustness. The MoE-SDT can be formulated as:

$$\begin{aligned} F_{Att} = & \alpha(S(M_{K-u}(\frac{Q_1 K_1^T}{\sqrt{d}})) - \lambda S(M_{K-u}(\frac{Q_2 K_2^T}{\sqrt{d}})))V + \\ & \beta(S(M_K(\frac{Q_1 K_1^T}{\sqrt{d}})) - \lambda S(M_K(\frac{Q_2 K_2^T}{\sqrt{d}})))V + \\ & \gamma(S(M_{K+u}(\frac{Q_1 K_1^T}{\sqrt{d}})) - \lambda S(M_{K+u}(\frac{Q_2 K_2^T}{\sqrt{d}})))V \end{aligned} \quad (13)$$

where M_{K-u} , M_K and M_{K+u} denote the Top-(K-u), Top-K and Top-(K+u) Attention Mask, $u = 5$ in this paper. α , β , and γ are the learnable parameters of MoE.

Experiments

Experimental Settings

Datasets. We conduct experiments on multiple datasets to thoroughly assess the effectiveness and generalization of our method. MS-Celeb-1M (Guo et al. 2016; Deng et al. 2019) serves as the primary benchmark, containing 5.8M images of 86K identities after cleaning. Following GCN(V+E) (Yang et al. 2020) and Ada-NETS (Wang et al. 2022b), we train on part 0 and evaluate on parts 1, 3, 5, 7, and 9. To further validate generalization beyond the face domain, we also test on DeepFashion (Liu et al. 2016) and MSMT17 (Wei et al. 2018), representing clothes retrieval and person re-identification tasks, respectively.

Metrics. To evaluate clustering performance, we adopt Pair-wise F-score (F_P) (Shi, Otto, and Jain 2018), BCubed F-score (F_B) (Bagga and Baldwin 1998), and Normalized Mutual Information (NMI) (Strehl and Ghosh 2002), which jointly measure precision and recall to assess how accurately the method groups faces into correct identities.

Method	δ	P_P	R_P	F_P	P_B	R_B	F_B	NMI
FC-ES + Eq. (4)	-	96.23	92.80	94.49	95.86	90.34	93.02	0.9815
FC-ES + Eq. (6)	5.0	97.60	90.82	94.09	97.56	87.56	92.29	0.9795
	7.5	96.58	92.84	94.67	95.98	90.54	93.18	0.9820
	10.0	95.40	93.51	94.45	94.20	91.54	92.85	0.9809
FC-ES + Eq. (6) + Eq. (8) (Top-K)	7.5	97.05	93.07	95.02	96.34	90.78	93.48	0.9820

Table 2: Comparison results under different distance metric function. P_* and R_* denote the precision and recall, respectively.

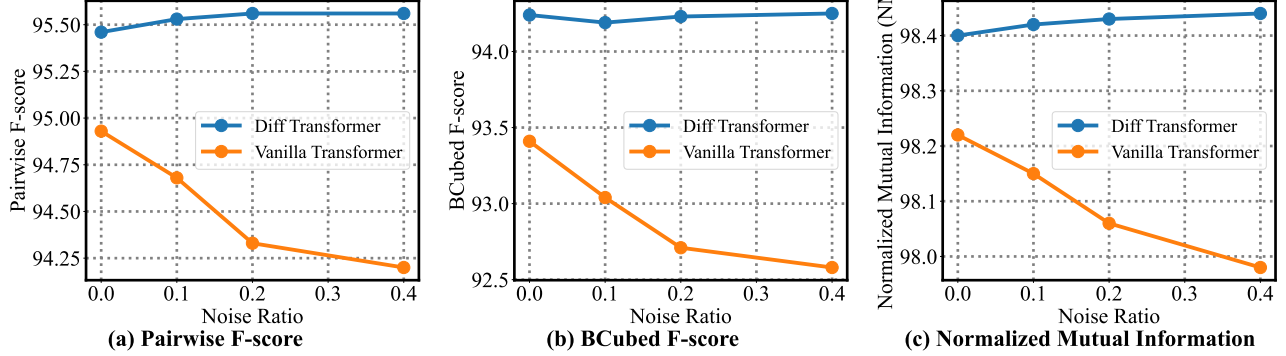


Figure 5: The performance of the Diff Transformer and Vanilla Transformer under different noise ratios.

Method	F_P	F_B	NMI
Vanilla Transformer	94.25	92.73	0.9805
Vanilla Transformer + Top-K	94.78	93.25	0.9818
Diff Transformer	95.05	93.59	0.9830
Diff Transformer + Top-K	95.34	93.93	0.9839
Diff Transformer + MoE Top-K	95.46	94.14	0.9840

Table 3: Comparison results under different Transformer method with or without Top-K attention mask. Diff Transformer + Top-K means SDT and Diff Transformer + MoE Top-K means MoE-SDT.

Implementation Details. To construct the face graph, we set $K=80$ for MS1M and $K=40$ for MSMT17, and the neural network-based relationship predictor model score threshold η is 0.90 for MS1M and 0.88 for MSMT17. For the SDT, we adopt the architecture similar to the original Differential Transformer, with modifications to incorporate the sparsity constraint. The number of layers is set to 3, the number of attention heads is set to 8, and the hidden dimension is 1024. The learning rate for training the overall model is set to $1e-2$, and we use the SGD optimizer with a momentum 0.9 and weight decay of $1e-4$.

Comparison with State-of-the-Art Methods

Table 1 presents a comprehensive comparison of face clustering performance on the MS1M dataset. Our method achieves SOTA results across all tested scales of data (584K to 5.21M), highlighting the effectiveness of the proposed Sparse Differential Transformer (SDT). Traditional clustering algorithms such as K-Means (Lloyd 1982), HAC (Sibson 1973), and DBSCAN (Ester et al. 1996) exhibit significant performance degradation as the dataset scale increases. GCN-based methods like L-GCN (Wang et al. 2019) and GCN(V+E) (Yang et al. 2020) show improved robustness

but still suffer from noise edges caused by fixed k NN graphs, which propagate erroneous features during message passing. Our adaptive neighbor discovery strategy alleviates this issue, maintaining high performance with only a minor drop (from $F_P = 95.46$ at 584K to 90.08 at 5.21M). Transformer-based methods such as Clusformer (Nguyen et al. 2021) and LCEPCE (Shin et al. 2023) better capture long-range dependencies but are prone to attention noise. In contrast, our SDT employs a Top-K sparse differential attention mechanism that selectively emphasizes relevant nodes while masking irrelevant ones, effectively reducing noise interference.

Ablation Study

Analysis of Noise Robustness in Face Clustering The Figure 5 illustrates the performance of the Diff Transformer and Vanilla Transformer under different noise ratios (10%, 20%, and 40%) on the MS1M 584K dataset, measured by Pairwise F-score (F_P), BCubed F-score (F_B) and Normalized Mutual Information (NMI) respectively. Specifically, in the similarity matrix, we randomly select 10%, 20%, and 40% cosine similarity, respectively, and randomly increase their values from 0 to 1 and normalize them between 0 and 1. In Figure 5, as the noise ratio increases, the F_P , F_B and NMI of the Diff Transformer shows a slight upward trend, while the Vanilla Transformer’s performance decreases significantly. This indicates that the Diff Transformer is more robust to noise and can maintain and even slightly improve clustering performance with increased noise. The reason may be that the random noise addition inadvertently increases the similarity of faces from the same identity that were previously under-recognized due to factors like pose, expression, illumination, and age variations, making it easier to cluster them together.

Impact of Top-K Jaccard Similarity Coefficient Table 2 evaluates the impact of different distance metrics on clus-

Method	K	η	F_P	F_B	NMI
MoE-SDT	80	0.5	95.34	94.02	0.9836
	80	0.6	95.37	94.03	0.9837
	80	0.7	95.38	94.06	0.9837
	80	0.8	95.40	94.07	0.9838
	80	0.9	95.46	94.14	0.9840
	40	0.9	95.32	93.92	0.9839
	160	0.9	95.34	94.02	0.9836

Table 4: Comparison results with different k NN face graph and the neural network-based relationship predictor score threshold η .

Method	F_P	F_B
GCN(V+E) (Yang et al. 2020)	50.27	64.56
STAR-FC (Shen et al. 2021)	58.80	66.92
Ada-NETS (Wang et al. 2022b)	64.39	73.39
Chen et al. (Chen et al. 2022)	58.59	68.24
FaceMap (Yu et al. 2022)	68.64	75.42
FC-ESER (Liu 2024)	70.71	75.66
Our	70.83	75.73

Table 5: Comparison results with the existing clustering methods on MSMT17 dataset.

tering performance. Our proposed sigmoid-based metric Eq. (6) outperforms the baseline (Eq. (4) of FC-ES (Liu 2024)) by 0.18% in F_P and 0.16% in F_B . The parameter δ (controls the steepness of the sigmoid curve) significantly affects performance. It amplifies subtle differences in feature distances, particularly near decision boundaries. This amplification reduces fragmentation of same-identity clusters and prevents merging of distinct identities. The optimal $\delta = 7.5$ balances sensitivity and specificity, avoiding over-amplification (which introduces false positives at $\delta = 10.0$) or under-amplification (which increases false negatives at $\delta = 5.0$). In addition, when calculating the Jaccard similarity coefficient, we consider only the samples preceding Top-K to reduce the number of irrelevant samples.

Diff Transformer vs. Vanilla Transformer Table 3 compares the Vanilla Transformer and the proposed Diff Transformer, both with and without Sparse Attention. While effective at capturing long-range dependencies and modeling complex relationships, the Vanilla Transformer tends to overemphasize irrelevant or noisy features, degrading clustering performance. Our proposed Diff Transformer addresses this limitation by introducing a differential attention mechanism that effectively cancels out attention noise. We also introduce Sparse Attention mechanism further improves the performance of the Diff Transformer. Our Sparse Attention mechanism focuses on the most relevant nodes by applying a Top-K selection strategy, which retains only the most important relationships and masks the attention of unrelated nodes. This sparsity constraint reduces the model’s sensitivity to noise and enhances its robustness.

Impact of k NN Graph and Score Threshold η Table 4 presents a comprehensive evaluation of the impact of different k NN graph configurations and score threshold η on the performance of our proposed Sparse Differential Trans-

Dateset	Method	F_P	F_B
MS1M 584K	LCEPCE + Vanilla†	93.43	92.44
	LCEPCE + Diff	94.68	93.31
DeepFashion	LCEPCE + Vanilla†	38.43	60.55
	LCEPCE + Diff	41.76	63.93

Table 6: Comparison results with Vanilla Transformer or Diff Transformer on LCEPCE method. † represents the results of our replication based on their open-source code.

former (SDT) for face clustering. The results demonstrate that our proposed SDT is robust to variations in the score threshold η and the k NN graph configuration. The SDT’s ability to reduce the impact of noise nodes and adaptively discover neighbors leads to more accurate clustering outcomes and reduced sensitivity to parameter choices. This robustness is a significant advantage over traditional methods, which often struggle with noise edges and are highly sensitive to the choice of η and k .

Robustness of Sparse Differential Transformer Table 5 presents the results of the performance of our method on non-face datasets MSMT17. The results show that our method achieves superior performance on this dataset, indicating that our method can effectively handle different types of data beyond face images. In addition, Table 6 presents the results of the robustness of our SDT by replacing the Vanilla Transformer in the LCEPCE (Shin et al. 2023). The results show that our SDT significantly improves the performance of the LCEPCE method on both the MS1M and DeepFashion datasets. On the MS1M dataset, the LCEPCE with our SDT achieves $F_P = 94.68$ and $F_B = 93.31$, compared to $F_P = 93.43$ and $F_B = 92.44$ with the Vanilla Transformer. Our SDT addresses the noise attention problem in vanilla Transformers, enabling the model to focus more precisely on the most relevant features and ignore irrelevant or noisy relationships. These results also demonstrate the robustness and effectiveness of our SDT in improving the performance of existing face clustering methods.

Conclusion

In this paper, we proposed a novel face clustering framework that enhances noise resilience and neighbor prediction accuracy in graph-based clustering. Traditional k NN-based methods often suffer from noise edges, leading to unreliable clusters. To address this, we introduced the Top-K Jaccard Similarity Coefficient to refine face similarity measurement and designed a neural predictor to adaptively estimate optimal neighbor relationships. Furthermore, the proposed Sparse Differential Transformer (SDT) employs a Top-K sparse attention mechanism to suppress irrelevant feature dependencies and strengthen anti-noise capability. Extensive experiments on MS1M, DeepFashion, and MSMT17 confirm that our approach consistently outperforms state-of-the-art methods in both accuracy and robustness. Overall, the integration of adaptive neighbor discovery, enhanced distance metrics, and noise-resilient attention enables a scalable and generalizable clustering solution across face and non-face domains.

References

- Bagga, A.; and Baldwin, B. 1998. Algorithms for scoring coreference chains. In *The first international conference on language resources and evaluation workshop on linguistics coreference*, volume 1, 563–566. Citeseer.
- Chen, Y.; Zhong, H.; Chen, C.; Shen, C.; Huang, J.; Wang, T.; Liang, Y.; and Sun, Q. 2022. On mitigating hard clusters for face clustering. In *European Conference on Computer Vision*, 529–544. Springer.
- Cover, T.; and Hart, P. 1967. Nearest neighbor pattern classification. *IEEE transactions on information theory*, 13(1): 21–27.
- Deng, J.; Guo, J.; Xue, N.; and Zafeiriou, S. 2019. Arcface: Additive angular margin loss for deep face recognition. In *Proceedings of the IEEE/CVF conference on computer vision and pattern recognition*, 4690–4699.
- Ester, M.; Kriegel, H.-P.; Sander, J.; Xu, X.; et al. 1996. A density-based algorithm for discovering clusters in large spatial databases with noise. In *kdd*, volume 96, 226–231.
- Guo, Y.; Zhang, L.; Hu, Y.; He, X.; and Gao, J. 2016. Ms-celeb-1m: A dataset and benchmark for large-scale face recognition. In *Computer Vision—ECCV 2016: 14th European Conference, Amsterdam, The Netherlands, October 11–14, 2016, Proceedings, Part III 14*, 87–102. Springer.
- Ho, J.; Yang, M.-H.; Lim, J.; Lee, K.-C.; and Kriegman, D. 2003. Clustering appearances of objects under varying illumination conditions. In *2003 IEEE Computer Society Conference on Computer Vision and Pattern Recognition, 2003. Proceedings.*, volume 1, I–I. IEEE.
- Kipf, T. N.; and Welling, M. 2016. Semi-supervised classification with graph convolutional networks. *arXiv preprint arXiv:1609.02907*.
- Liu, J. 2024. Face Clustering via Early Stopping and Edge Recall. *arXiv preprint arXiv:2408.13431*.
- Liu, J.; Qiu, D.; Yan, P.; and Wei, X. 2021. Learn to cluster faces via pairwise classification. In *Proceedings of the IEEE/CVF international conference on computer vision*, 3845–3853.
- Liu, Z.; Luo, P.; Qiu, S.; Wang, X.; and Tang, X. 2016. Deep-fashion: Powering robust clothes recognition and retrieval with rich annotations. In *Proceedings of the IEEE conference on computer vision and pattern recognition*, 1096–1104.
- Lloyd, S. 1982. Least squares quantization in PCM. *IEEE transactions on information theory*, 28(2): 129–137.
- Nguyen, X.-B.; Bui, D. T.; Duong, C. N.; Bui, T. D.; and Luu, K. 2021. Clusformer: A transformer based clustering approach to unsupervised large-scale face and visual landmark recognition. In *Proceedings of the IEEE/CVF conference on computer vision and pattern recognition*, 10847–10856.
- Otto, C.; Wang, D.; and Jain, A. K. 2017. Clustering millions of faces by identity. *TPAMI*.
- Rosvall, M.; Axelsson, D.; and Bergstrom, C. T. 2009. The map equation. *The European Physical Journal Special Topics*, 178(1): 13–23.
- Shen, S.; Li, W.; Wang, X.; Zhang, D.; Jin, Z.; Zhou, J.; and Lu, J. 2023. Clip-cluster: Clip-guided attribute hallucination for face clustering. In *Proceedings of the IEEE/CVF international conference on computer vision*, 20786–20795.
- Shen, S.; Li, W.; Zhu, Z.; Huang, G.; Du, D.; Lu, J.; and Zhou, J. 2021. Structure-aware face clustering on a large-scale graph with 107 nodes. In *Proceedings of the IEEE/CVF conference on computer vision and pattern recognition*, 9085–9094.
- Shi, Y.; Otto, C.; and Jain, A. K. 2018. Face clustering: representation and pairwise constraints. *IEEE Transactions on Information Forensics and Security*, 13(7): 1626–1640.
- Shin, J.; Lee, H.-J.; Kim, H.; Baek, J.-H.; Kim, D.; and Koh, Y. J. 2023. Local connectivity-based density estimation for face clustering. In *Proceedings of the IEEE/CVF Conference on Computer Vision and Pattern Recognition*, 13621–13629.
- Sibson, R. 1973. SLINK: an optimally efficient algorithm for the single-link cluster method. *The computer journal*, 16(1): 30–34.
- Strehl, A.; and Ghosh, J. 2002. Cluster ensembles—a knowledge reuse framework for combining multiple partitions. *Journal of machine learning research*, 3(Dec): 583–617.
- Vaswani, A. 2017. Attention is all you need. *Advances in Neural Information Processing Systems*.
- Wang, Y.; Zhang, F.; Lin, M.; Wang, S.; Sun, X.; and Jin, R. 2022a. Robust graph structure learning via multiple statistical tests. *Advances in Neural Information Processing Systems*, 35: 32083–32096.
- Wang, Y.; Zhang, Y.; Zhang, F.; Lin, M.; Zhang, Y.; Wang, S.; and Sun, X. 2022b. Ada-nets: Face clustering via adaptive neighbour discovery in the structure space. *arXiv preprint arXiv:2202.03800*.
- Wang, Z.; Zheng, L.; Li, Y.; and Wang, S. 2019. Linkage based face clustering via graph convolution network. In *CVPR*.
- Wei, L.; Zhang, S.; Gao, W.; and Tian, Q. 2018. Person transfer gan to bridge domain gap for person re-identification. In *Proceedings of the IEEE conference on computer vision and pattern recognition*, 79–88.
- Yang, L.; Chen, D.; Zhan, X.; Zhao, R.; Loy, C. C.; and Lin, D. 2020. Learning to Cluster Faces via Confidence and Connectivity Estimation. In *CVPR*.
- Yang, L.; Zhan, X.; Chen, D.; Yan, J.; Loy, C. C.; and Lin, D. 2019. Learning to cluster faces on an affinity graph. In *CVPR*.
- Ye, J.; Peng, X.; Sun, B.; Wang, K.; Sun, X.; Li, H.; and Wu, H. 2021. Learning to cluster faces via transformer. *arXiv preprint arXiv:2104.11502*.
- Ye, T.; Dong, L.; Xia, Y.; Sun, Y.; Zhu, Y.; Huang, G.; and Wei, F. 2024. Differential transformer. *arXiv preprint arXiv:2410.05258*.
- Yu, X.; Yang, Y.; Wang, A.; Xing, L.; Yi, H.; Lu, G.; and Wang, X. 2022. Facemap: Towards unsupervised face clustering via map equation. *arXiv preprint arXiv:2203.10090*.

Zhang, D.; Guo, J.; and Jin, Z. 2023. Context-aware face clustering with graph convolutional networks. In *ICASSP 2023-2023 IEEE International Conference on Acoustics, Speech and Signal Processing (ICASSP)*, 1–5. IEEE.

Zhao, M.; Teo, Y. W.; Liu, S.; Chua, T.-S.; and Jain, R. 2006. Automatic person annotation of family photo album. In *Image and Video Retrieval: 5th International Conference, CIVR 2006, Tempe, AZ, USA, July 13-15, 2006. Proceedings* 5, 163–172. Springer.

Zhong, Z.; Zheng, L.; Cao, D.; and Li, S. 2017. Re-ranking person re-identification with k-reciprocal encoding. In *Proceedings of the IEEE conference on computer vision and pattern recognition*, 1318–1327.

Zhu, Z.; Huang, G.; Deng, J.; Ye, Y.; Huang, J.; Chen, X.; Zhu, J.; Yang, T.; Lu, J.; Du, D.; et al. 2021. Webface260m: A benchmark unveiling the power of million-scale deep face recognition. In *Proceedings of the IEEE/CVF Conference on Computer Vision and Pattern Recognition*, 10492–10502.