

Volume and Surface Area of two Orthogonal, Partially Intersecting Cylinders: A Generalization of the Steinmetz Solid

Fynn Jerome Aschmoneit^{a,*}, Bastiaan Cockx^b

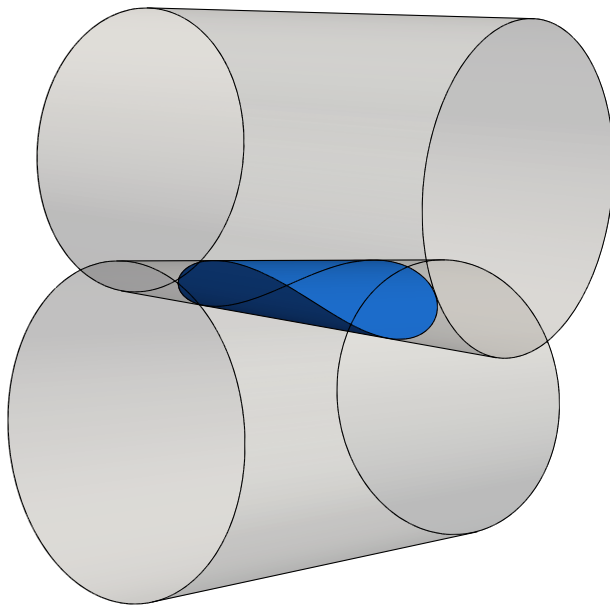
^a*Department of Mathematical Science, Aalborg University, Copenhagen, Denmark*

^b*Bundesamt für Materialforschung und -prüfung, Germany*

Abstract

The intersection of two orthogonal cylinders represents a classical problem in computational geometry with direct applications to engineering design, manufacturing, and numerical simulation. While analytical solutions exist for the fully intersecting case—the Steinmetz solid—partial intersections with arbitrary depth ratios $\delta = H/D$ require numerical methods or approximations. This work presents general integral expressions for both the intersection volume and surface area as explicit functions of the intersection depth. Accompanying these exact formulations are empirical approximation functions of the form $V'_{approx}(\delta) = \frac{1}{3}(1 - \cos(\delta\pi))$ and $A'_{approx}(\delta) = 4 \sin(\delta\pi/2)$, which provide closed-form evaluations with relative errors below 15% across the full range $0 \leq \delta \leq 1$. Validation against Quasi-Monte Carlo simulation confirms the accuracy of both the analytical and approximate solutions.

Keywords: Cylinder intersection, Bicylinder, Steinmetz solid, Intersection volume, Surface area, Geometric integration, Quasi-Monte Carlo method, Numerical integration, Empirical approximation, Computational geometry



*fynnja@math.aau.dk

1. Introduction

The intersection of two cylinders is a classical problem in computational geometry with applications in engineering, manufacturing, and numerical simulation. Determining the volume and surface area of the intersection shape requires careful geometric analysis and integration techniques. Analytical solutions exist only for the fully intersecting case (Steinmetz solid), where both cylinders completely overlap; partial intersections with arbitrary depth ratios necessitate numerical methods or approximation schemes. This work derives general integral expressions for both the intersection volume and surface area as functions of the intersection depth parameter $\delta = H/D$, alongside practical empirical approximation functions that allow for rapid evaluation without numerical integration. The analytical results are validated through Quasi-Monte Carlo estimation, establishing the accuracy and applicability of the derived expressions.

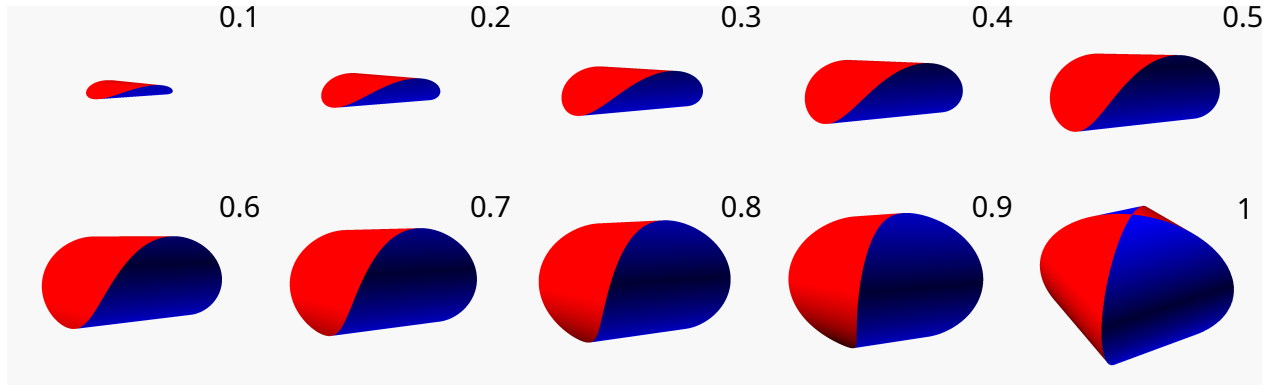


Figure 1: The intersection depth is measured by $\delta = H/D$, which is indicated above each volume. The intersection volume of fully-intersecting cylinders is called a Steinmetz solid ($\delta = 1$).

2. Geometric Integration

2.1. Analytical Derivation of Intersection Volume

A Cartesian coordinate system is introduced with the X and Z axes aligned parallel to the bottom and top cylinders, respectively. The Y axis is oriented in the vertical direction. The origin is placed in the center of the intersection shape. The intersection height, i.e., the extent of the intersection in Y direction, is denoted by H .

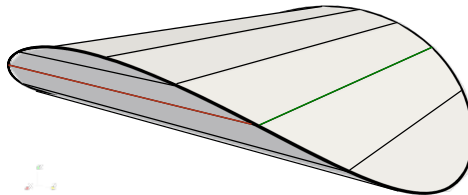


Figure 2: At any given height, the intersection shape has a rectangular cross section. Its width and length are highlighted by the green and red lines.

As illustrated in Fig. 2, cross-sections of the intersection shape in the XZ plane are rectangles with dimensions d and w . These dimensions depend solely on the vertical coordinate y . Note that the intersection shape

possesses an improper rotational symmetry: reflecting the geometry across the $Y = 0$ plane followed by a rotation of $\pi/2$ maps the object onto itself. Consequently, the partial volumes and surface areas above and below the $Y = 0$ plane are identical.

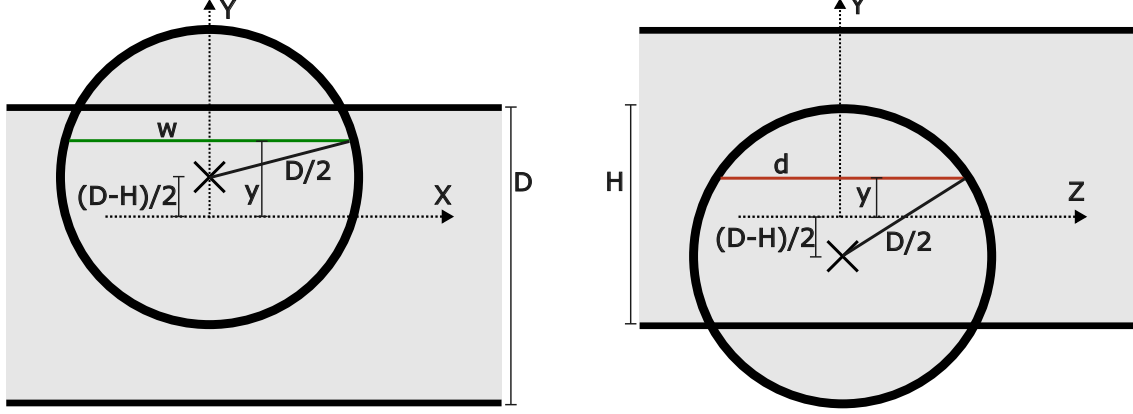


Figure 3: Cross-sectional cuts illustrating the relation of width and height with the intersection volume. The origin of the coordinate system is placed in the center-of-mass of the intersection volume.

Figure 3 illustrates how the width and depth depend on $y \in [0, H/2]$. The width and depth are given by:

$$w(y) = \sqrt{D^2 - (2y - D + H)^2}$$

$$d(y) = \sqrt{D^2 - (2y + D - H)^2}$$

Defining the dimensionless width and depth as $w' = w/D$ and $d' = d/D$, respectively, the expressions reduce to:

$$w' = \sqrt{1 - (2y' - 1 + \delta)^2} \quad (1)$$

$$d' = \sqrt{1 - (2y' + 1 - \delta)^2} \quad (2)$$

where $y' = y/D$ and $\delta = H/D$. The dimensionless volume, normalized by a cube of side length D , is obtained by integrating the cross-sectional area $w \cdot d$ along the y -axis:

$$\frac{V}{D^3} = \frac{2}{D^3} \int_0^{H/2} dy w d = 2 \int_0^{\delta/2} dy' w' d'$$

Using equations (1), (2) in the integral above, and $V' = V/D^3$, we arrive at:

$$V'(\delta) = 8 \int_0^{\delta/2} dy' \sqrt{y'^4 - Q_1 y'^2 + Q_2}, \quad (3)$$

with $Q_1 = 1 - \delta + \delta^2/2$ and $Q_2 = \delta/2 - (\delta/2)^2$.

Equation (3) represents the general solution for the intersection volume. Numerical integration of this expression yields the values listed in Tab. 1 and the solid curve in Fig. 5(left). Note that the volume function (3) is not point symmetric around the half-intersection depth.

Specifically, in the case of fully intersecting cylinders, the intersection volume integral is readily solved analytically, resulting in $V'(1) = 2/3$. The intersection volume of two fully intersecting cylinders of diameter D equals two-thirds of the volume of a cube with side length D . This result is also known as the volume of the Steinmetz solid.

The intersection volume (3) is excellently approximated through the empirical relation (4), as indicated by the dashed curve in Fig. 5(left) and the relative errors in Tab. 1.

$$V'_{approx}(\delta) = \frac{1}{3} \left(1 - \cos(\delta\pi) \right) \quad (4)$$

2.2. Analytical Derivation of Intersection Surface Area

A cylindrical coordinate system (r, ϕ, x) , aligned with the bottom cylinder, is defined. The surface of the intersection volume consists of two cylindrical shell sections: one belonging to the bottom cylinder and one to the top cylinder, see Fig. 1. Each cylindrical shell section possesses two planes of symmetry and can be decomposed into four congruent surfaces. The gray surface in Fig. 4 (facing the reader) is a cylindrical shell section of the bottom cylinder and its surface area is one-eighth of the entire surface area. The area of this shell section is calculated as a surface integral in cylindrical coordinates at constant radius R :

$$A = 8R \int_0^{x_{max}} dr \int_{\phi_1}^{\phi_2} d\phi$$

Along the x -direction, the shell section extends from 0 to \tilde{x} for $\delta \leq 1/2$, and from 0 to R for $\delta > 1/2$. At each position x the shell section is spanned between the two azimuth angles ϕ_1, ϕ_2 . When $\delta \leq 1/2$, $\phi_1 = 0$, and when $\delta > 1/2$, the value of ϕ_1 depends on whether $x \leq \tilde{x}$ or $x > \tilde{x}$: $\phi_1 = 0$, if $x \leq \tilde{x}$ and $\phi_1 \neq 0$, if $x > \tilde{x}$.

$$A = 8R \int_0^{\tilde{x}} dr \phi_2 \quad \delta \leq \frac{1}{2} \quad (5)$$

$$A = 8R \left(\int_0^{\tilde{x}} dr \phi_2 + \int_{\tilde{x}}^R dr \phi_2 - \phi_1 \right) \quad \delta > \frac{1}{2}, \quad (6)$$

where the position \tilde{x} is calculated as

$$\tilde{x} = \sqrt{2RH - H^2}$$

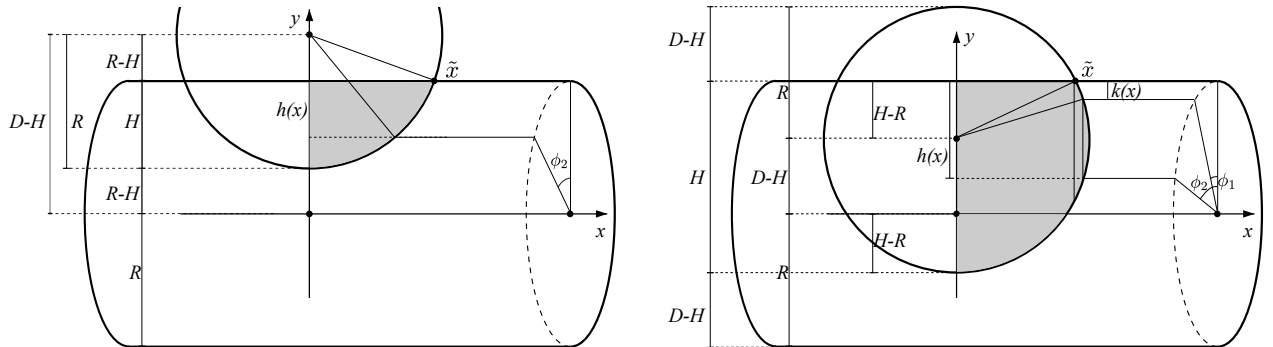


Figure 4: Intersecting cylinders, illustrating geometric features for calculating the gray shell sections. The cylindrical coordinate system is placed in the bottom cylinder. Left: $\delta \leq 1/2$, Right: $\delta > 1/2$

The local intersection depth is denoted by $h(x)$. It is related to the position x through $R^2 = x^2 + (h + R - H)^2$. For $\delta \leq 1/2$, h is related to ϕ_2 through $\cos(\phi_2) = (R - h)/R$, and when $\delta > 1/2$, $\cos(\pi - \phi_2) = (h - R)/R$. In either case, isolating ϕ_2 yields:

$$\phi_2 = \cos^{-1} \left(1 - \frac{h}{R} \right) = \cos^{-1} \left(2 - \frac{H}{R} - \sqrt{1 - \frac{x^2}{R^2}} \right)$$

Similarly, for $\delta > 1/2$ and $x > \tilde{x}$, the distance $k(x)$ is the local gap between the intersection volume and the top-most position of the bottom cylinder, see Fig. 4, right. k and x are related through $R^2 = x^2 + (H - R - k)^2$, and k and ϕ_1 are related through $\cos(\phi_2) = (R - k)/R$. Combining these relations yields:

$$\phi_1 = \cos^{-1} \left(1 - \frac{k}{R} \right) = \cos^{-1} \left(2 - \frac{H}{R} + \sqrt{1 - \frac{x^2}{R^2}} \right)$$

Finally, substituting $H/R = 2\delta$, $x' = x/R$, $A' = A/D^2$, $Q = 2 - 2\delta$, $\tilde{x}' = \tilde{x}/R = 2\sqrt{\delta - \delta^2}$ the integrals (5), (6) are written as:

$$A' = 2 \int_0^{\tilde{x}'} dx' \cos^{-1} \left(Q - \sqrt{1 - x'^2} \right) \quad \delta \leq \frac{1}{2} \quad (7)$$

$$A' = 2 \left(\int_0^1 dx' \cos^{-1} \left(Q - \sqrt{1 - x'^2} \right) - \int_{\tilde{x}'}^1 dx' \cos^{-1} \left(Q + \sqrt{1 - x'^2} \right) \right) \quad \delta > \frac{1}{2} \quad (8)$$

The integrals above describe the reduced surface area of the entire intersection shape. The integral can be solved analytically only for $\delta = 0$ or $\delta = 1$; otherwise, numerical integration is required. The resulting reduced surface area is plotted against the intersection depth in Fig. 5(right) as a solid curve, and certain calculated integral values are found in Tab. 1.

When $\delta = 1$, integral (8) can be reduced significantly, $Q = 0$, $\tilde{x}' = 0$:

$$\begin{aligned} A' &= 2 \left(\int_0^1 dx' \cos^{-1} \left(-\sqrt{1 - x'^2} \right) - \int_0^1 dx' \cos^{-1} \left(\sqrt{1 - x'^2} \right) \right) \\ &= 2 \left(\pi - 2 \int_0^1 dx' \cos^{-1} \left(\sqrt{1 - x'^2} \right) \right) \\ &= 2 \left(\pi - 2 \left[x' \cos^{-1} \left(\sqrt{1 - x'^2} \right) + \sqrt{1 - x'^2} \right]_0^1 \right) \\ &= 4 \end{aligned}$$

This solution is the surface area of the Steinmetz solid.

The surface area integrals (7), (8) can be excellently approximated with the empirical relation:

$$A'_{approx} = 4 \sin \left(\frac{\delta \pi}{2} \right) \quad (9)$$

The resulting plot is shown as the dashed curve in Fig. 5(right) and the approximation errors are listed in Tab. 1.

Table 1: Integral values of reduced volume and surface area, together with relative errors of the respective approximations.

δ	0.1	0.2	0.3	0.4	0.5	0.6	0.7	0.8	0.9
V'	0.015	0.056	0.120	0.199	0.290	0.387	0.481	0.567	0.635
$(V' - V'_{approx})/V'(\%)$	-9.4	-12.8	-14.8	-15.4	-14.8	-12.9	-9.9	-6.3	-2.4
A'	0.612	1.190	1.732	2.232	2.688	3.093	3.440	3.719	3.916
$(A' - A'_{approx})/A'(\%)$	-2.2	-3.8	-4.9	-5.3	-5.2	-4.6	-3.6	-2.3	-0.9

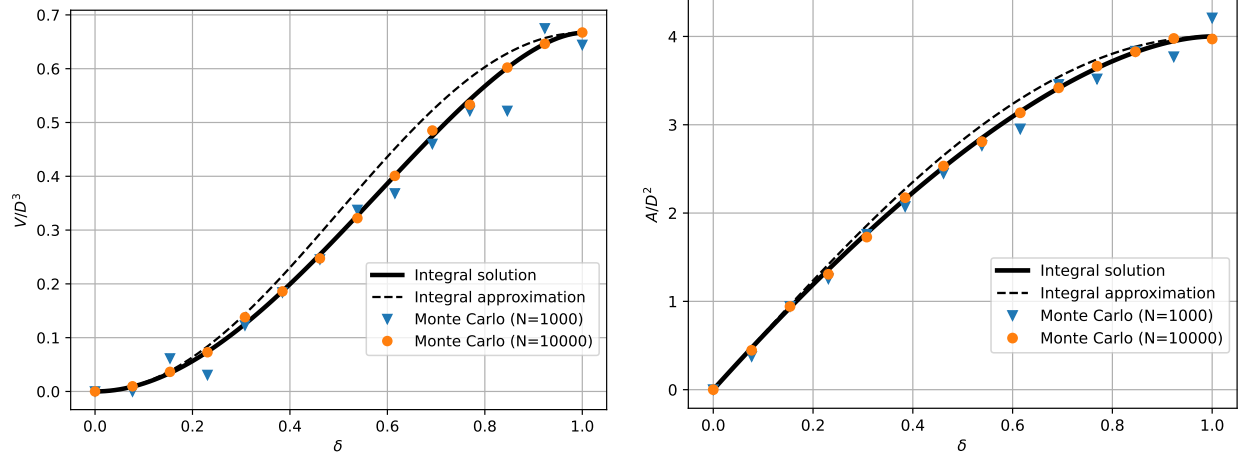


Figure 5: Reduced (volume|surface area) against intersection depth, displaying the integral solution, its empirical approximations, and two Monte Carlo approximations with different number of sample points. Left: reduced volume, Right: reduced surface area.

3. Quasi-Monte Carlo Estimation

In this section, a Quasi-Monte Carlo method to estimate the intersection volume and surface area of two arbitrary finite cylinders is described. The corresponding Python implementation is provided in the Appendix. All geometric parameters (endpoints of axes, radii) can be freely specified, allowing application to perpendicular, skew, or partially overlapping cylinders.

The core of the algorithm involves calculating the shortest Euclidean distance from sample points P_i to a cylinder axis defined by endpoints A and B :

$$\overrightarrow{AP_i} = P_i - A$$

$$\overrightarrow{AB} = B - A$$

$$t_i = \frac{\overrightarrow{AP_i} \cdot \overrightarrow{AB}}{|\overrightarrow{AB}|^2}$$

$$t'_i = \text{clip}(t_i, 0, 1)$$

$$Q_i = A + t'_i \overrightarrow{AB}$$

$$d_i = \|P_i - Q_i\|$$

Here, Q_i is the point on the axis segment closest to P_i , while d_i is the orthogonal distance. The scalar t'_i represents the relative position of the closest point on the axis segment AB to the point P_i , expressed as a fraction between 0 and 1 along the length of the segment. This is an established geometric method (Ericson (2005)).

Samples are generated using a Sobol sequence, a low-discrepancy quasi-random generator.

3.1. Volume

For volume estimation, points are drawn in the interior using cylindrical coordinates, transformed back to Cartesian space via an orthogonal local basis ($\mathbf{u}, \mathbf{v}, \mathbf{d}$), with \mathbf{d} along the cylinder axis and \mathbf{u}, \mathbf{v} constructed orthogonal to \mathbf{d} via cross products. Radial samples are drawn by taking the square root of uniformly distributed random numbers, which ensures that points are uniformly distributed across the circular cross-section.

The intersection volume estimate proceeds as follows:

1. Generate n samples within the first cylinder's interior.
2. For each sample, compute its orthogonal distance to the second cylinder's axis.
3. Mark the sample as "hit" if this distance is less than or equal to the second cylinder's radius.
4. The estimated intersection volume is

$$V_{\text{est}} = \left(\frac{\text{hits}}{n} \right) V_{\text{cyl } 1}$$

$$\text{where } V_{\text{cyl } 1} = \pi r_1^2 L_1.$$

3.2. Surface area

For surface area estimation, samples are instead mapped to the lateral surface using the same basis, with the angular and longitudinal coordinates spanning the full 2π and axis length, respectively.

For surface area estimation:

1. Generate n samples on the surface of each cylinder individually.
2. For each sample, compute its distance from the axis of the other cylinder.
3. For each cylinder, the proportion of its surface points found to lie inside the other cylinder is used to estimate the portion of the lateral surface that forms part of the intersection.
4. The estimated intersection surface area is:

$$A_{\text{est}} = f_1 A_{\text{cyl } 1} + f_2 A_{\text{cyl } 2}$$

where $f_{1,2}$ are the fractions of surface samples on each cylinder found to lie inside the other, and $A_{\text{cyl}} = 2\pi rL$.

References

Ericson, C., 2005. Real-Time Collision Detection. volume 1. Morgan Kaufmann.

Appendix: Monte Carlo implementation

```
1 import numpy as np
2 from scipy.stats import qmc
3
4
5 def point_to_segment_distance_vectorized(P, A, B):
6     AP = P - A
7     AB = B - A
8     AB_dot = np.dot(AB, AB)
9     t = np.einsum('ij,j->i', AP, AB) / AB_dot
10    t = np.clip(t, 0, 1)
11    closest = A + t[:, np.newaxis] * AB
12    return np.linalg.norm(P - closest, axis=1)
13
14
15 def cylinder_surface_area(A, B, r):
16     return 2 * np.pi * r * np.linalg.norm(B - A)
17
18
19 def sample_cylinder_surface(A, B, r, n_samples):
20     axis = B - A
21     length = np.linalg.norm(axis)
22     direction = axis / length if length > 0 else np.array([0, 0, 1])
23
24     # Create orthogonal basis
25     if np.allclose(direction, [0, 0, 1]):
26         u = np.array([1, 0, 0])
27     else:
28         u = np.cross(direction, [0, 0, 1])
29         u /= np.linalg.norm(u)
30     v = np.cross(direction, u)
31
32     # Generate Sobol samples
33     m = int(np.ceil(np.log2(n_samples)))
34     sampler = qmc.Sobol(d=2, scramble=True)
35     samples = sampler.random_base2(m=m)[:n_samples]
36
37     # Convert samples to cylindrical coordinates
38     theta = samples[:, 0] * 2 * np.pi
39     z = samples[:, 1] * length
40
41     # Convert to 3D coordinates with vectorized operations
42     points = (
43         A[:, None] +
44         z[None, :] * direction[:, None] +
45         r * np.cos(theta)[None, :] * u[:, None] +
46         r * np.sin(theta)[None, :] * v[:, None]
47     )
48     return points.T
49
50
51 def sample_intersection_volume(A1, B1, r1, A2, B2, r2, n_samples=5_000_000):
52     axis = B1 - A1
53     length = np.linalg.norm(axis)
54     direction = axis / length if length > 0 else np.array([0, 0, 1])
```



```

55
56 # Create orthogonal basis vectors for Cylinder 1's coordinate system
57 if np.allclose(direction, [0, 0, 1]):
58     u = np.array([1, 0, 0])
59     v = np.array([0, 1, 0])
60 else:
61     u = np.cross(direction, [0, 0, 1])
62     u /= np.linalg.norm(u)
63     v = np.cross(direction, u)
64
65 # Generate samples
66 sampler = qmc.Sobol(d=3, scramble=True)
67 samples = sampler.random_base2(m=int(np.log2(n_samples)))
68
69 # Convert to cylindrical coordinates with uniform volume distribution
70 radial = r1 * np.sqrt(samples[:, 0]) # Correct sqrt for uniform density
71 theta = 2 * np.pi * samples[:, 1]
72 z_local = length * samples[:, 2]
73
74 # Convert to 3D points in world coordinates
75 points = (
76     A1[:, None] +
77     z_local[None, :] * direction[:, None] +
78     radial[None, :] * (np.cos(theta)[None, :] * u[:, None] +
79                        np.sin(theta)[None, :] * v[:, None])).T
80 d2 = point_to_segment_distance_vectorized(points, A2, B2)
81 hit_ratio = np.mean(d2 <= r2)
82 cyl_volume = np.pi * r1 ** 2 * length
83
84 return hit_ratio * cyl_volume
85
86
87 def sample_intersection_surface_area(A1, B1, r1, A2, B2, r2, n_samples=5_000_000):
88     # Sample both surfaces
89     points1 = sample_cylinder_surface(A1, B1, r1, n_samples)
90     points2 = sample_cylinder_surface(A2, B2, r2, n_samples)
91
92     # Check containment using vectorized distances
93     in_cyl2 = point_to_segment_distance_vectorized(points1, A2, B2) <= r2
94     in_cyl1 = point_to_segment_distance_vectorized(points2, A1, B1) <= r1
95
96     # Calculate estimated areas
97     area1 = cylinder_surface_area(A1, B1, r1)
98     area2 = cylinder_surface_area(A2, B2, r2)
99
100     return (np.mean(in_cyl2) * area1) + (np.mean(in_cyl1) * area2)

```