

EmoCtrl: Controllable Emotional Image Content Generation

Jingyuan Yang, Weibin Luo, Hui Huang*

CSSE, Shenzhen University

{jingyuanyang.jyy, waibunlok, hhzhiyan}@gmail.com



Figure 1. Controllable Emotional Image Content Generation with EmoCtrl. Given a content condition (“Ocean”) and a target emotion (“Contentment”), EmoCtrl generates images that maintain semantic content while vividly expressing diverse emotional tones.

Abstract

An image conveys meaning through both its visual content and emotional tone, jointly shaping human perception. We introduce Controllable Emotional Image Content Generation (C-EICG), which aims to generate images that remain faithful to a given content description while expressing a target emotion. Existing text-to-image models ensure content consistency but lack emotional awareness, whereas emotion-driven models generate affective results at the cost of content distortion. To address this gap, we propose EmoCtrl, supported by a dataset annotated with content, emotion, and affective prompts, bridging abstract emotions to visual cues. EmoCtrl incorporates textual and visual emotion enhancement modules that enrich affective expression via descriptive semantics and perceptual cues. The learned emotion tokens exhibit complementary effects, as demonstrated through ablations and visualizations. Quantitative and qualitative experiments demonstrate that EmoCtrl achieves faithful content and expressive emotion control, outperforming existing methods across multiple aspects. User studies confirm EmoCtrl’s strong alignment with human preference. Moreover, EmoCtrl generalizes well to creative applications, further demonstrating the ro-

bustness and adaptability of the learned emotion tokens.

1. Introduction

“The artist must train not only his eye but also his soul.”

—Wassily Kandinsky

Images are shaped not only by *what* they show, but also by *how* they make us feel. Understanding and manipulating these affective cues is central to many applications, from artistic creation [10, 20] to human-computer interaction [12, 31]. The same content can evoke different emotions in different contexts, and each emotion can be triggered by diverse visual cues [39]. For example, a fruitful tree may convey *contentment*, while a withered one evokes *sadness*. Likewise, a sunny sky may elicit *amusement*, whereas a stormy sky evokes *fear*. These observations highlight the necessity of controlling content and emotion as distinct dimensions, raising the question of whether images can be generated that are both semantically faithful and emotionally expressive.

We introduce Controllable Emotional Image Content Generation (C-EICG), a task that generates images matching the given content while expressing a target emotion. The content specifies what to depict, provided as either as



Figure 2. SD lacks emotional expressiveness, EmoGen struggles with content control, and LLM + SD produces ambiguous semantics. In contrast, EmoCtrl generates images that faithfully align with both emotion and content conditions.

a concept (e.g., “Ocean”) or a caption (e.g., “A dog on the ground”), as shown in Fig. 1. The target emotion is selected from eight Mikels’ categories [21]: amusement, awe, contentment, excitement, anger, disgust, fear, and sadness.

Naturally, we examine whether existing methods can address this task. As shown in Fig. 2, neither text-to-image nor emotion-driven models can jointly control content and emotion. Stable Diffusion (SD) [28] preserves semantics but lacks emotional awareness, while EmoGen [42] enhances emotional expression at the cost of content preservation. Although Large Language Models (LLMs) [1] may encode emotional knowledge, combining them with SD still falls short. LLMs describe emotions mainly as abstract concepts (e.g., “evoking fear”) or simple facial expressions (e.g., happy), revealing their inability to translate abstract emotion words into affective, content-aligned images.

Existing datasets like EmoSet [41] provide only emotion labels, hindering the joint control of content and emotion. Meanwhile, text-to-image models require detailed prompts, yet EmoSet provides only short emotion attributes. To overcome these issues, we build a new dataset featuring both content and emotion annotations, supplemented with affective prompts that bridge abstract emotions and expressive visual representations. To be specific, based on EmoSet and EmoEditSet [43], we enrich each image with detailed captions and extracted concepts using multimodal large language models (MLLMs) [2] and LLMs. After data filtering and human verification, we obtain EmoSet+ and EmoEditSet+, where each image is annotated with both emotion and content labels, together with detailed affective prompts.

In this work, we present EmoCtrl, a C-EICG framework that enhances emotional expression through two complementary modules: Textual Emotion Enhancement and Visual Emotion Enhancement. The former enriches affective semantics in text, while the latter reinforces emotional cues in visual domain. To mitigate the biased interpretation of emotion words in LLMs and SD, we assign a learnable token to each emotion category for each modality. Textual Emotion Enhancement integrates textual tokens with content descriptions via a LoRA-tuned LLM to produce emotion-aware prompts. Visual Emotion Enhancement incorporates visual tokens through cross-attention before SD, producing images that faithfully reflect the target emotion while preserving content.

We evaluate EmoCtrl on an inference set comprising 76 content descriptions paired with 8 target emotions. Across emotion fidelity, content alignment, and joint control, EmoCtrl mostly outperforms existing text-to-image and emotion-driven models. User study validates EmoCtrl’s strong alignment with human preference, while ablation study demonstrates the effectiveness of its key components. In addition, EmoCtrl extends to creative tasks, including stylized and multi-emotion C-EICG.

In summary, our contributions are:

- We introduce Controllable Emotional Image Content Generation (C-EICG) and propose EmoCtrl, a framework that generates images aligned with both the given content and the target emotion.
- We design two complementary stages for emotion enhancement, textual and visual, supported by tailored datasets that produce images with clear semantics and rich emotional expression.
- We evaluate EmoCtrl against state-of-the-art methods and demonstrate our superiority in both evoking specific emotion and preserving the given content which is further validated by image-generation applications.

2. Related work

2.1. Text-to-Image Generation

Text-to-image (T2I) generation synthesizes images aligned with user-provided text prompts [44].

Diffusion-based Text-to-Image Generation Diffusion-based text-to-image generation has achieved remarkable progress in recent years [46]. Stable Diffusion (SD) [28] performs latent-space denoising with CLIP-based guidance [27]. SDXL [26] enhances it through a larger design and multi-stage refinement for more faithful images. Chen *et al.* [5] proposed Pixart- α , a transformer-based diffusion model [23] achieving superior text-image alignment and training efficiency. To enhance controllability, Zhang *et al.* [47] proposed ControlNet, which injects additional spatial conditions such as edges or depth maps into the

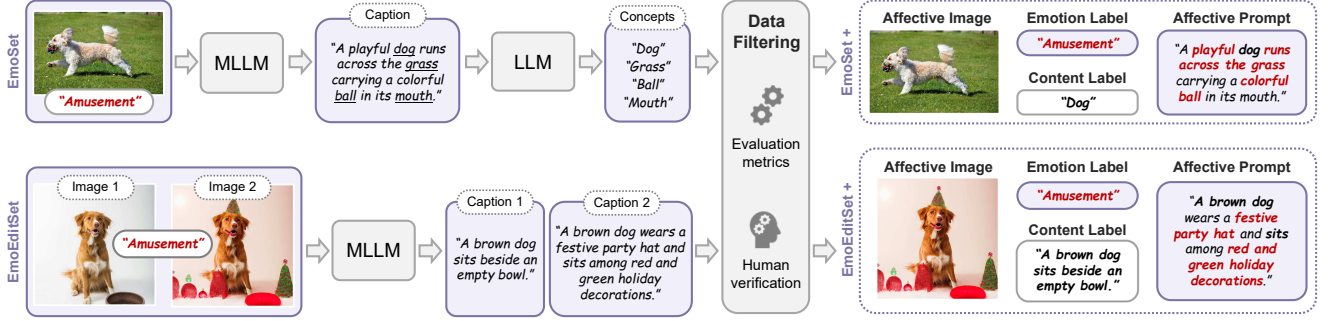


Figure 3. Data construction. EmoSet+ and EmoEditSet+ are constructed with quadruplets containing image, emotion label, content label, and affective prompt, serving as data foundation for C-EICG.

diffusion process, while Mou *et al.* [22] presented T2I-Adapter, a plug-and-play module enabling conditioning on various visual modalities. Li *et al.* [45] extended this direction with IP-Adapter, aligning diffusion features with external image embeddings for more flexible cross-modal guidance. Beyond controllable conditioning, several methods focus on learning new visual concepts. Textual Inversion [9] learns new token embeddings without modifying model weights, while DreamBooth [29] fine-tunes the diffusion model to bind new visual identities to textual tokens. While these models improve semantic alignment and controllability, they remain grounded in explicit semantics and struggle to represent abstract concepts such as emotions.

LLM-Enhanced Text-to-Image Generation Large Language Models (LLMs) [11, 33, 34], exhibit strong reasoning and contextual understanding abilities. These capabilities have motivated researchers to integrate LLMs with diffusion models for improved text interpretation and generation quality. Liu *et al.* [19] proposed LLM4GEN, which combines LLM and CLIP representations to better capture the semantics of complex prompts. Wu *et al.* [37] introduced OmniGen2, which uses a powerful multimodal LLMs (MLLMs) as an encoder and adopts a fully decoupled dual-path architecture to achieve multimodal generation. Liao *et al.* [17] introduced ImageGen-CoT, which fine-tunes MLLMs using automatically collected datasets to improve contextual reasoning for T2I task. Meanwhile, agent-based systems such as GenArtist [35] and MCCD [15] leverage MLLMs for task decomposition, scene planning, and self-correcting generation. However, existing LLM-enhanced diffusion models focus on generating fine-grained images from precise textual descriptions, whereas emotions emphasize affective expression beyond visual detail.

Although diffusion-based and LLM-enhanced T2I models have made significant progress in semantic fidelity and visual quality [3, 7], they remain largely emotion-unaware. This gap motivates generation methods to explicitly control affective expression.

2.2. Affective Image Synthesis

Affective image synthesis aims to generate or modify images to evoke specific emotions in viewers and has attracted growing attention in recent years. Early work primarily use color transfer [18, 24, 38, 51] or style transfer [8, 32, 36] to elicit emotions. However, these methods operate on low-level color and texture cues without modeling high-level semantics that are essential for conveying emotions [49, 50]. Inspired by psychological findings that visual content strongly influences emotional perception [4], Yang *et al.* [42] proposed EmoGen, which aligns an emotion space with CLIP semantics to enhance the affective expressiveness of generated images. Furthermore, Yang *et al.* [43] introduced EmoEdit, which trains an Emotion Adapter on EmoSet [41] to modify image content toward target emotions, marking an early attempt at affective image manipulation. More recently, Dang *et al.* [6] proposed EmotiCrafter, which models continuous emotion dimensions (*e.g.*, valence-arousal) within a diffusion framework to generate emotionally rich and nuanced images. Existing methods enhance emotion awareness but lack fine-grained content control. To address this limitation, we introduce Controllable Emotional Image Content Generation (C-EICG) and propose EmoCtrl, which enables simultaneous control of content and emotion.

3. Method

3.1. Data Construction

Existing AIS datasets [41, 43] focus on emotion labels but lack content conditions, while T2I datasets [16, 30] provide only semantic descriptions. To support C-EICG, which requires both emotion and content control, we construct datasets tailored to this setting. As content labeling is less ambiguous than emotion labeling, we extend existing AIS datasets with content annotations, as illustrated in Fig. 3.

EmoSet [41] is a large-scale dataset with each image labeled with an emotion category, while EmoEditSet [43]

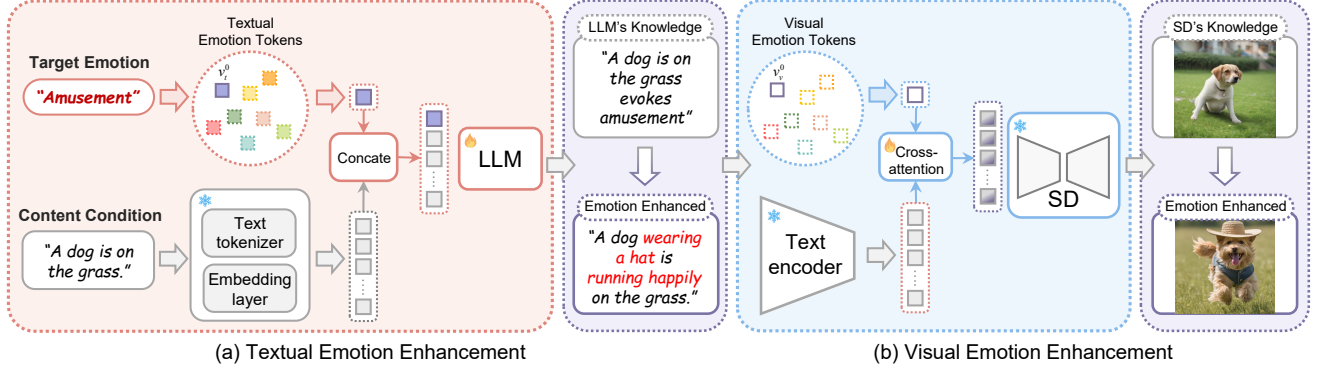


Figure 4. Overview of EmoCtrl. (a) Textual Emotion Enhancement: Emotion tokens are fused with content text in the LLM to enhance emotion at the semantic level. (b) Visual Emotion Enhancement: Emotion tokens are cross-attended within Stable Diffusion to produce affective images through visual cues.

contains image pairs, each annotated with an emotion category. For EmoSet, we employed GPT-4V [1] to generate detailed captions for each image and used LLaMA [11] to extract visual concepts from the verified captions. Since emotion and content serve as two orthogonal conditions, we filter out concepts with obvious emotional intent (*e.g.* Christmas tree, ghost) and retain the neutral ones (*e.g.* dog, building). Consequently, annotators manually verified all generated captions and concepts, with low-agreement annotations re-extracted and re-verified. For EmoEditSet, we used Qwen2.5-VL-72B [2] to generate captions for each image and applied CLIP [27] similarity filtering to remove misaligned caption–image pairs. More implementation details are provided in the supplementary materials.

Eventually, we constructed two types of quadruplets: {emotion, concept, caption, image} for EmoSet+ and {emotion, caption1, caption2, image} for EmoEditSet+, where the input content is presented by either a concept or a sentence. Take quadruplets in Fig. 3 as an example, for each affective image, we annotated an emotion (“Amusement”), a content (“Dog”) and an affective prompt. In total, we obtained 158,222 quadruplets, providing comprehensive supervision for C-EICG.

3.2. EmoCtrl

Based on the tailored datasets, *i.e.*, EmoSet+ and EmoEditSet+, we propose EmoCtrl to generate affective images that align with the given content condition. Emotions are complex and can be elicited by multiple factors [4]. Inspired by prior studies in visual emotion analysis [40], we enhance affective expression from two complementary perspectives: textual descriptions (Sec. 3.2.1) and visual cues (Sec. 3.2.2).

3.2.1. Textual Emotion Enhancement

Although LLMs encode emotion knowledge, it is often biased toward abstract concepts (*e.g.*, evoking amusement) or

facial expressions (*e.g.*, happy, sad), rather than concrete semantics. However, the goal of C-EICG is to evoke affective responses in viewers. For instance, soccer game may evoke *excitement*, while ghosts may induce *fear*. To bridge this gap, we enrich the LLM with {emotion label, content label, affective prompt} triplets from EmoSet+ and EmoEditSet+, enhancing its understanding of visual emotions.

As shown in Fig. 4 (a), we introduce Textual Emotion Enhancement, a module that explicitly injects emotional knowledge into the textual domain. Inspired by textual inversion [9], we learn eight textual emotion tokens $\{v_t^0, v_t^1, \dots, v_t^7\} \in \mathbb{R}^{d_1}, d_1 = 1024$, where each token v_t^k represents the affective semantics of a specific emotion category (*e.g.*, amusement, fear). Serving as class tokens, they provide compact and controllable representations for emotion-aware generation, where visualizations further shows their effectiveness in Sec. 4.4. For the input content, we first convert the concept or caption into a sequence of tokens $T = \{t_1, t_2, \dots, t_M\}$, which are then fed into the embedding layer to obtain the textual embeddings $f_t = E_t(T) \in \mathbb{R}^{M \times d_1}$. We then form the prompt embedding by concatenating the emotion token with the textual embeddings along the sequence dimension: $c_t = [v_t^k; f_t]$. The prompt c_t is then fed into the LLM as a condition to generate an affective caption.

Simple concatenation is insufficient because the learned emotion tokens are unseen by the LLM and interact weakly with content tokens, leading to limited affective expression [25]. To address this, we apply LoRA [14] fine-tuning to align emotion tokens with the LLM’s language space and enhance emotion–content integration. The model is trained to maximize the likelihood of ground-truth affective captions. Given the ground-truth caption q , we minimize the

standard auto-regressive cross-entropy loss:

$$\mathcal{L}_t = - \sum_{i=1}^M \log P(q_i | q_{<i}, c_t, \theta), \quad (1)$$

where M is the length of q and θ denotes the trainable subsets $\{\theta_{emo}, \theta_{LoRA}\}$.

In summary, the complementary design of Textual Emotion Enhancement offers both flexibility and expressiveness. Textual emotion tokens provide controllable and interpretable emotion cues at the input level, while LoRA fine-tuning refines the LLM’s internal mapping to ensure these cues effectively guide affective caption generation.

3.2.2. Visual Emotion Enhancement

While textual descriptions convey emotion at the semantic level, they fail to capture perceptual cues that shape visual emotions. Given the same description, models like SD can produce images with varying colorfulness, brightness, and style, which in turn affect emotion perception. To address this, we introduce Visual Emotion Enhancement, which injects emotion knowledge into the generation process to enhance perceptual cues aligned with the target emotion.

Similarly, we learn eight visual emotion tokens $\{v_v^0, v_v^1, \dots, v_v^7\} \in \mathbb{R}^{d_2}$, $d_2 = 2048$, each v_v^k capturing the perceptual cues associated with a specific emotion. The emotion enhanced prompt C_t is sent to a text encoder $f_v = E_{vis}(C_t) \in \mathbb{R}^{N \times d_2}$ and embedded as a textual feature. In Textual Emotion Enhancement, we append the emotion token v_t^k to the textual embedding f_t and fine-tune the LLM with LoRA, as affective semantics are explicit and language-driven. In contrast, visual emotion tokens v_v^k capture implicit perceptual cues and are designed to modulate the entire visual prompt f_v . Therefore, we employ the cross-attention mechanism to fuse these features, followed by a residual connection to adjust the emotional intensity. To be specific, the text embedding f_v acts as the Query (Q), while the emotion embedding v_v^k serves as both the Key (K) and Value (V):

$$\begin{aligned} Q &= W_Q f_v, \quad K = W_K v_v^k, \quad V = W_V v_v^k, \\ f_e &= \text{Attention}(Q, K, V) = \text{softmax}\left(\frac{QK^\top}{\sqrt{d_k}}\right) V, \end{aligned} \quad (2)$$

where W_Q , W_K , and W_V are learnable parameters. After cross-attention, visual emotion token v_v^k and emotion enhanced prompt f_v are fused into emotion prompt f_e . We adopt a residual connection similar to [13] to preserve content semantics while injecting affective cues in a controllable and stable manner, where scaling factor α balances the strength of emotion modulation:

$$c_v = f_v + \alpha f_e, \quad (3)$$

where c_v represents the embedding after emotion injection. We adopt the diffusion loss to guide the model in reconstructing noise under emotion-conditioned inputs, allowing it to focus on emotion-related visual cues:

$$\mathcal{L}_v = \mathbb{E}_{z_0, \epsilon, t, c_v} [\|\epsilon - \epsilon_\theta(z_t, t, c_v)\|_2^2], \quad (4)$$

where ϵ represents the added noise, ϵ_θ denotes the denoising network and z_t indicates the latent noised to time t .

4. Experiments

4.1. Dataset and Evaluation

Dataset EmoCtrl is trained on the constructed EmoSet+ and EmoEditSet+ datasets. For fair comparison, we construct a inference set containing 76 content descriptions, including 46 concepts (e.g., “Beach”, “Couple”) and 30 captions (e.g., “A person is walking on a street”, “A bird is flying in the sky”). Each description is paired with 8 emotion categories, resulting in 608 images in total. To ensure a data distribution consistent with the training set, the 46 concepts are derived from EmoSet+, while the captions are generated by GPT-5 based on these concepts. For more details, please refer to the supplementary materials.

Evaluation Metrics As our task targets both content alignment and emotion expressiveness, we first employ corresponding metrics to evaluate these two aspects. For emotion fidelity, following [42], we adopt Emotion Accuracy (Emo-A) to measure whether the generated image aligns with the target emotion using a pre-trained classifier on EmoSet [41]. Since our goal is to inject emotional cues into given content, the conventional CLIP score [27] is not a fair measure for content alignment. We therefore propose CLIP Accuracy (CLIP-A) to evaluate how well the generated image preserves the input content. To jointly assess both objectives, we further introduce Emotion–Content Joint Accuracy (EC-A), which validates whether a generated result satisfies both emotion and content conditions. For more details, please refer to the supplementary materials. Additionally, we use LPIPS [48] to evaluate low-level perceptual diversity and Semantic Clarity (Sem-C) [42] to assess high-level recognizability. While Emo-A, CLIP-A, and EC-A serve as our main evaluation metrics, LPIPS and Sem-C are included as auxiliary measures.

4.2. Comparisons

We compare EmoCtrl with the most relevant and state-of-the-art methods across four categories: (1) Foundation models: Stable diffusion [28], SDXL [26] and PixArt- α [5]; (2) Personalized generation: Textual inversion (TI) [9] and Dreambooth (DB) [29]; (3) Language Model-enhanced: LLM4GEN [19] and OmniGen2 [37]; (4) Emotional Image Content Generation: EmoGen [42], EmotiCrafter [6].




Figure 5. Comparison with state-of-the-art methods, showing EmoCtrl is superior in both content preservation and emotion expressiveness.

Qualitative Comparisons We present qualitative comparisons in Fig. 5. Foundation models (SD, SDXL, and PixArt- α) exhibit limited emotional understanding: they can depict the given content but often lack affective awareness, sometimes leading to distorted or emotionless results. Personalized generation methods (TI and DB) tend to learn abstract emotions as styles, resulting in rigid or repetitive visual patterns. Language model-based methods (LLM4GEN and OmniGen2) incorporate partial emotional cues through semantic expansion but frequently produce ambiguous or semantically inconsistent results, failing to effectively combine emotion and content cues. Among emotion-related methods, EmoGen often generates images with unclear semantics and overfitted textures, while EmotiCrafter applies vintage-like filters that blur fine details. In contrast, EmoCtrl consistently produces images that are both emotion-expressive and content-faithful. Benefiting from textual and visual emotion enhancement, our results are semantically explicit and perceptually expressive.

Table 1. Comparisons with four categories of state-of-the-art methods across five evaluation metrics.

Method	Emo-A \uparrow	CLIP-A \uparrow	EC-A \uparrow	LPIPS \uparrow	Sem-C \uparrow
SD-1.5 [28]	16.12%	78.95%	13.65%	0.672	<u>0.606</u>
SDXL [26]	22.37%	75.16%	16.28%	0.563	0.535
PixArt- α [5]	20.72%	<u>85.69%</u>	17.76%	0.652	0.590
TI [9]	38.82%	66.94%	22.53%	0.537	0.525
DB[29]	33.75%	81.53%	<u>24.86%</u>	0.588	0.550
LLM4GEN [19]	21.22%	74.51%	15.46%	0.557	0.506
OmniGen2 [37]	25.00%	89.97%	21.22%	<u>0.708</u>	0.595
EmoGen [42]	45.23%	43.42%	14.97%	0.701	0.539
EmotiCrafter [6]	24.67%	82.73%	20.23%	0.485	0.563
EmoCtrl	61.68%	80.76%	45.72%	0.722	0.662

Quantitative Comparisons As shown in Table 1, EmoCtrl achieves the best overall performance across most metrics. Specifically, it obtains the highest Emo-A score (61.68%), indicating its strong capability to generate emotional elements aligned with the target emotion. For CLIP-



Figure 6. Visualization of textual emotion tokens. Each row shows images generated from a specific emotion, while each column reflects diverse semantic expressions. The results show that EmoCtrl produces rich content diversity while maintaining consistent emotional tone.

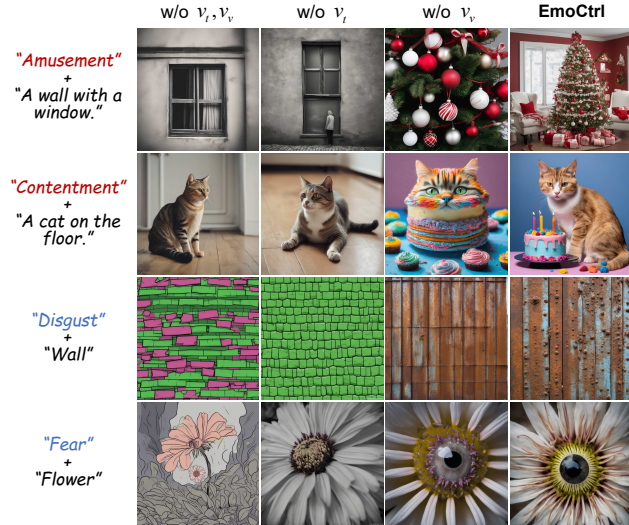


Figure 7. Ablation study of our methodology, showing that both textual and visual emotion tokens are vital, *i.e.*, v_t and v_v .

A, EmoCtrl achieves comparable results to text-to-image models, as the introduction of emotion-related cues may slightly affect strict content matching. Despite the dual-target challenge of C-EICG, EmoCtrl attains the highest EC-A (45.72%), substantially outperforming the second-best method DB (24.86%), highlighting its balanced performance on both emotion and content alignment. In terms of perceptual quality, our method achieves the top LPIPS score (0.722), showing enhanced visual diversity and realism. Regarding semantic consistency, Sem-C also reaches the highest value (0.662), consistent with the qualitative results in Fig. 5. Overall, these quantitative results demonstrate that EmoCtrl effectively balances emotion expression

Table 2. User preference study. The numbers indicate the percentage of participants who vote for the result.

Method	Emotion evoking \uparrow	Content fidelity \uparrow	Balance \uparrow
SDXL [26]	$1.38 \pm 2.90\%$	$1.12 \pm 2.72\%$	$0.96 \pm 2.82\%$
TI [9]	$2.33 \pm 4.40\%$	$3.00 \pm 4.85\%$	$1.87 \pm 4.26\%$
EmoGen [42]	$3.33 \pm 4.87\%$	$2.12 \pm 3.90\%$	$1.61 \pm 3.81\%$
Ours	$92.96 \pm 10.73\%$	$93.75 \pm 10.20\%$	$95.55 \pm 9.66\%$

and content fidelity, outperforming existing state-of-the-art methods in emotion-aware text-to-image generation.

User Study We further conduct a user study to evaluate human preference. A total of 60 participants with diverse ages and backgrounds were invited, and each session lasted about 20 minutes. The study included 40 triplets of emotion-content conditions, each paired with four generated images from different methods: SDXL, TI, EmoGen, and EmoCtrl. Participants evaluated the results along two dimensions: semantic fidelity and emotional evocation. As shown in Table 2, EmoCtrl received the highest number of votes across all criteria. Despite the inherent challenge of maintaining semantic fidelity while evoking emotion, EmoCtrl achieved top preferences in both emotion (92.96%) and content (93.75%), and a balanced score of 95.55%. Compared with the quantitative results in Table 1, the user study further confirms that EmoCtrl is more favored by humans than by conventional metrics, validating its effectiveness in both emotion fidelity and content consistency.

4.3. Ablation Study

Fig. 7 presents an ablation study evaluating the roles of the textual emotion token v_t and the visual emotion token v_v . Without either token (column one), the model produces



Figure 8. EmoCtrl extends to creative art generation, supporting (a) style control and (b) multi-emotion condition with expressive results.

neutral images with almost no emotional expression. Introducing v_t only injects emotion-related semantics into the prompt but results in weak visual affect, whereas using v_v only produces vivid emotional styles that often distort content semantics. In contrast, EmoCtrl, equipped with both v_t and v_v , achieves the best balance: faithfully preserving the input content while expressing the target emotion across diverse prompts. These results demonstrate that the two tokens provide complementary cues and are both essential for controllable emotional image generation.

4.4. Visualization

We visualize the generative behavior of textual emotion tokens in Fig. 6. Each row corresponds to one emotion, and each column shows diverse outputs generated solely from that token. Without any content prompts, EmoCtrl produces a wide range of affective semantics, indicating that the tokens effectively steer EmoCtrl toward emotion-aware generation. Amusement and contentment yield bright and lively objects and scenes, like balloon, picnic and garden. While disgust produces unpleasant textures and repulsive subjects, sadness consistently generates muted tones and somber atmospheres. These results demonstrate that each textual emotion token embeds a strong emotional prior that generalizes across varied content.

4.5. Applications

Stylized C-EICG As shown in Fig. 8 (a), EmoCtrl can generate creative results conditioned on emotion, artistic style, and semantic content. Given the same content “Cityscape”, the columns display four artistic styles, while the rows apply either a positive or negative emotion. Positive emotions produces bright and vivid cityscapes featuring affective cues such as sunrises, hot-air balloons, and rainbows. In contrast, negative emotion yields darker and more somber interpretations with elements like moons, shadows, and mist. These results demonstrate that EmoCtrl can reliably modulate emotional tone while preserving both content semantics and artistic style.

Multi-emotion C-EICG To evaluate the robustness and independence of textual and visual emotion tokens, we mix different emotions during generation. In Fig. 8 (b), the first row combines emotions with the same polarity, enhancing the affect in a consistent direction (e.g., “Amusement+Awe” for a snowy scene or “Sadness+Disgust” for a shabby car). The second row mixes opposite polarities. The first two cases show conflicting emotions tied to different semantics, while the latter two involve semantics that are naturally emotion-ambiguous, such as a man with a dog or a clown.

5. Conclusion

Discussion We present EmoCtrl, a framework for generating images that evoke specified emotions while preserving user-provided content, supported by a newly constructed dataset. EmoCtrl learns emotional representations with only a small number of trainable parameters, and its textual and visual emotion tokens capture affect from semantic and perceptual perspectives. Extensive experiments show that EmoCtrl achieves a strong balance between semantic fidelity and emotional expressiveness. User studies and visualizations further validate its effectiveness, and downstream applications demonstrate its ability to generalize to diverse emotion-related generative tasks.

Limitations EmoCtrl currently models only eight basic emotions, whereas real-world affect often involves finer-grained or compound categories. Extending the emotion space may require additional data and sophisticated network design. In addition, EmoCtrl relies heavily on the annotation quality of EmoSet+ and EmoEditSet+, where any bias or ambiguity can affect generation quality. Evaluating emotional expression also remains challenging, as emotions are inherently complex and subjective. Traditional metrics cannot capture affective quality well, urging the great need to develop human-aligned evaluation protocols and user-centric generation strategies.

References

- [1] Josh Achiam, Steven Adler, Sandhini Agarwal, Lama Ahmad, Ilge Akkaya, Florencia Leoni Aleman, Diogo Almeida, Janko Altenschmidt, Sam Altman, Shyamal Anadkat, et al. Gpt-4 technical report. *arXiv preprint arXiv:2303.08774*, 2023. 2, 4
- [2] Shuai Bai, Keqin Chen, Xuejing Liu, Jialin Wang, Wenbin Ge, Sibo Song, Kai Dang, Peng Wang, Shijie Wang, Jun Tang, et al. Qwen2. 5-vl technical report. *arXiv preprint arXiv:2502.13923*, 2025. 2, 4
- [3] Stephen Batifol, Andreas Blattmann, Frederic Boesel, Saksham Consul, Cyril Diagne, Tim Dockhorn, Jack English, Zion English, Patrick Esser, Sumith Kulal, et al. Flux. 1 kontext: Flow matching for in-context image generation and editing in latent space. *arXiv e-prints*, pages arXiv–2506, 2025. 3
- [4] Tobias Brosch, Gilles Pourtois, and David Sander. The perception and categorisation of emotional stimuli: A review. *Cognition and emotion*, 24(3):377–400, 2010. 3, 4
- [5] Junsong Chen, Jincheng Yu, Chongjian Ge, Lewei Yao, Enze Xie, Yue Wu, Zhongdao Wang, James Kwok, Ping Luo, Huchuan Lu, et al. Pixart- α : Fast training of diffusion transformer for photorealistic text-to-image synthesis. *arXiv preprint arXiv:2310.00426*, 2023. 2, 5, 6
- [6] Shengqi Dang, Yi He, Long Ling, Ziqing Qian, Nanxuan Zhao, and Nan Cao. Emoticafter: Text-to-emotional-image generation based on valence-arousal model. *arXiv preprint arXiv:2501.05710*, 2025. 3, 5, 6
- [7] Patrick Esser, Sumith Kulal, Andreas Blattmann, Rahim Entezari, Jonas Müller, Harry Saini, Yam Levi, Dominik Lorenz, Axel Sauer, Frederic Boesel, et al. Scaling rectified flow transformers for high-resolution image synthesis. In *ICML*, 2024. 3
- [8] Tsu-Jui Fu, Xin Eric Wang, and William Yang Wang. Language-driven artistic style transfer. In *ECCV*, pages 717–734, 2022. 3
- [9] Rinon Gal, Yuval Alaluf, Yuval Atzmon, Or Patashnik, Amit H Bermano, Gal Chechik, and Daniel Cohen-Or. An image is worth one word: Personalizing text-to-image generation using textual inversion. *arXiv preprint arXiv:2208.01618*, 2022. 3, 4, 5, 6, 7
- [10] Lari Giorgescu. Affective memory in artistic creation: Tool or trap? *Colocvii teatrale*, 14(2):182–204, 2024. 1
- [11] Aaron Grattafiori, Abhimanyu Dubey, Abhinav Jauhri, Abhinav Pandey, Abhishek Kadian, Ahmad Al-Dahle, Aiesha Letman, Akhil Mathur, Alan Schelten, Alex Vaughan, et al. The llama 3 herd of models. *arXiv preprint arXiv:2407.21783*, 2024. 3, 4
- [12] Yu GU and Fuji REN. Review of research hotspots in affective human computer interaction in 2024. *Science & Technology Review*, 43(1):132–142, 2025. 1
- [13] Kaiming He, Xiangyu Zhang, Shaoqing Ren, and Jian Sun. Deep residual learning for image recognition. In *CVPR*, pages 770–778, 2016. 5
- [14] Edward J Hu, Yelong Shen, Phillip Wallis, Zeyuan Allen-Zhu, Yuanzhi Li, Shean Wang, Lu Wang, Weizhu Chen, et al. Lora: Low-rank adaptation of large language models. In *ICLR*, page 3, 2022. 4
- [15] Mingcheng Li, Xiaolu Hou, Ziyang Liu, Dingkan Yang, Ziyun Qian, Jiawei Chen, Jinjie Wei, Yue Jiang, Qingyao Xu, and Lihua Zhang. Mccd: Multi-agent collaboration-based compositional diffusion for complex text-to-image generation. In *CVPR*, pages 13263–13272, 2025. 3
- [16] Xianhang Li, Haoqin Tu, Mude Hui, Zeyu Wang, Bingchen Zhao, Junfei Xiao, Sucheng Ren, Jieru Mei, Qing Liu, Huangjie Zheng, et al. What if we recaption billions of web images with llama-3? *arXiv preprint arXiv:2406.08478*, 2024. 3
- [17] Jiaqi Liao, Zhengyuan Yang, Linjie Li, Dianqi Li, Kevin Lin, Yu Cheng, and Lijuan Wang. Imagegen-cot: Enhancing text-to-image in-context learning with chain-of-thought reasoning. *arXiv preprint arXiv:2503.19312*, 2025. 3
- [18] Da Liu, Yaxi Jiang, Min Pei, and Shiguang Liu. Emotional image color transfer via deep learning. *Pattern Recognition Letters*, 110:16–22, 2018. 3
- [19] Mushui Liu, Yuhang Ma, Zhen Yang, Jun Dan, Yunlong Yu, Zeng Zhao, Zhipeng Hu, Bai Liu, and Changjie Fan. Llm4gen: Leveraging semantic representation of llms for text-to-image generation. In *AAAI*, pages 5523–5531, 2025. 3, 5, 6
- [20] Mar Loren-Méndez and Adrián Rodríguez-Segura. Creation for research: Artistic practices for an affective and emotional knowledge of the built environment. In *Creation, Transformation and Metamorphosis*, pages 46–51. CRC Press, 2025. 1
- [21] Joseph A Mikels, Barbara L Fredrickson, Gregory R Larkin, Casey M Lindberg, Sam J Maglio, and Patricia A Reuter-Lorenz. Emotional category data on images from the international affective picture system. *Behavior research methods*, 37(4):626–630, 2005. 2
- [22] Chong Mou, Xintao Wang, Liangbin Xie, Yanze Wu, Jian Zhang, Zhongang Qi, and Ying Shan. T2i-adapter: Learning adapters to dig out more controllable ability for text-to-image diffusion models. In *AAAI*, pages 4296–4304, 2024. 3
- [23] William Peebles and Saining Xie. Scalable diffusion models with transformers. In *ICCV*, pages 4195–4205, 2023. 2
- [24] Kuan-Chuan Peng, Tsuhan Chen, Amir Sadovnik, and Andrew C Gallagher. A mixed bag of emotions: Model, predict, and transfer emotion distributions. In *CVPR*, pages 860–868, 2015. 3
- [25] Aleksandar Petrov, Philip H. S. Torr, and Adel Bibi. When do prompting and prefix-tuning work? A theory of capabilities and limitations. In *ICLR*, 2024. 4
- [26] Dustin Podell, Zion English, Kyle Lacey, Andreas Blattmann, Tim Dockhorn, Jonas Müller, Joe Penna, and Robin Rombach. Sdxl: Improving latent diffusion models for high-resolution image synthesis. *arXiv preprint arXiv:2307.01952*, 2023. 2, 5, 6, 7
- [27] Alec Radford, Jong Wook Kim, Chris Hallacy, Aditya Ramesh, Gabriel Goh, Sandhini Agarwal, Girish Sastry, Amanda Askell, Pamela Mishkin, Jack Clark, et al. Learning transferable visual models from natural language supervision. In *ICML*, pages 8748–8763, 2021. 2, 4, 5

- [28] Robin Rombach, Andreas Blattmann, Dominik Lorenz, Patrick Esser, and Björn Ommer. High-resolution image synthesis with latent diffusion models. In *CVPR*, pages 10684–10695, 2022. 2, 5, 6
- [29] Nataniel Ruiz, Yuanzhen Li, Varun Jampani, Yael Pritch, Michael Rubinstein, and Kfir Aberman. Dreambooth: Fine tuning text-to-image diffusion models for subject-driven generation. In *CVPR*, pages 22500–22510, 2023. 3, 5, 6
- [30] Christoph Schuhmann, Romain Beaumont, Richard Vencu, et al. Laion-5b: An open large-scale dataset for training next generation image-text models. *NeurIPS*, 35:25278–25294, 2022. 3
- [31] Xinheng Song, Chang Liu, Linci Xu, Bingjie Gao, Zhaolin Lu, and Yue Zhang. Affective computing methods for multimodal embodied ai human–computer interaction. *Aslib Journal of Information Management*, pages 1–25, 2025. 1
- [32] Shikun Sun, Jia Jia, Haozhe Wu, Zijie Ye, and Junliang Xing. Msnet: A deep architecture using multi-sentiment semantics for sentiment-aware image style transfer. In *ICASSP*, pages 1–5. IEEE, 2023. 3
- [33] Hugo Touvron, Thibaut Lavril, Gautier Izacard, Xavier Martinet, Marie-Anne Lachaux, Timothée Lacroix, Baptiste Rozière, Naman Goyal, Eric Hambro, Faisal Azhar, et al. Llama: Open and efficient foundation language models. *arXiv preprint arXiv:2302.13971*, 2023. 3
- [34] Hugo Touvron, Louis Martin, Kevin Stone, Peter Albert, Amjad Almahairi, Yasmine Babaei, Nikolay Bashlykov, Soumya Batra, Prajjwal Bhargava, Shrutli Bhosale, et al. Llama 2: Open foundation and fine-tuned chat models. *arXiv preprint arXiv:2307.09288*, 2023. 3
- [35] Zhenyu Wang, Aoxue Li, Zhenguo Li, and Xihui Liu. Genartist: Multimodal llm as an agent for unified image generation and editing. In *NeurIPS*, pages 128374–128395, 2024. 3
- [36] Shuchen Weng, Peixuan Zhang, Zheng Chang, Xinlong Wang, Si Li, and Boxin Shi. Affective image filter: Reflecting emotions from text to images. In *ICCV*, pages 10810–10819, 2023. 3
- [37] Chenyuan Wu, Pengfei Zheng, Ruiran Yan, Shitao Xiao, Xin Luo, Yueze Wang, Wanli Li, Xiyan Jiang, Yexin Liu, Junjie Zhou, et al. Omnigen2: Exploration to advanced multimodal generation. *arXiv preprint arXiv:2506.18871*, 2025. 3, 5, 6
- [38] Chuan-Kai Yang and Li-Kai Peng. Automatic mood-transferring between color images. *IEEE Computer Graphics and Applications*, 28(2):52–61, 2008. 3
- [39] Jingyuan Yang, Xinbo Gao, Leida Li, Xiumei Wang, and Jinshan Ding. Solver: Scene-object interrelated visual emotion reasoning network. *IEEE Transactions on Image Processing*, 30:8686–8701, 2021. 1
- [40] Jingyuan Yang, Jie Li, Xiumei Wang, Yuxuan Ding, and Xinbo Gao. Stimuli-aware visual emotion analysis. *IEEE Transactions on Image Processing*, 30:7432–7445, 2021. 4
- [41] Jingyuan Yang, Qirui Huang, Tingting Ding, Dani Lischinski, Daniel Cohen-Or, and Hui Huang. Emoset: A large-scale visual emotion dataset with rich attributes. In *ICCV*, 2023. 2, 3, 5
- [42] Jingyuan Yang, Jiawei Feng, and Hui Huang. Emogen: Emotional image content generation with text-to-image diffusion models. *arXiv preprint arXiv:2401.04608*, 2024. 2, 3, 5, 6, 7
- [43] Jingyuan Yang, Jiawei Feng, Weibin Luo, Dani Lischinski, Daniel Cohen-Or, and Hui Huang. Emoedit: Evoking emotions through image manipulation. In *CVPR*, pages 24690–24699, 2025. 2, 3
- [44] Pengfei Yang, Ngai-Man Cheung, and Xinda Ma. Text to image generation and editing: A survey. *arXiv preprint arXiv:2505.02527*, 2025. 2
- [45] Hu Ye, Jun Zhang, Sibio Liu, Xiao Han, and Wei Yang. Ip-adapt: Text compatible image prompt adapter for text-to-image diffusion models. *arXiv preprint arXiv:2308.06721*, 2023. 3
- [46] Chenshuang Zhang, Chaoning Zhang, Mengchun Zhang, and In So Kweon. Text-to-image diffusion models in generative ai: A survey. *arXiv preprint arXiv:2303.07909*, 2023. 2
- [47] Lvmin Zhang, Anyi Rao, and Maneesh Agrawala. Adding conditional control to text-to-image diffusion models. In *ICCV*, pages 3836–3847, 2023. 2
- [48] Richard Zhang, Phillip Isola, Alexei A Efros, Eli Shechtman, and Oliver Wang. The unreasonable effectiveness of deep features as a perceptual metric. In *CVPR*, pages 586–595, 2018. 5
- [49] Chenxi Zhao, Jinglei Shi, Liqiang Nie, and Jufeng Yang. To err like human: Affective bias-inspired measures for visual emotion recognition evaluation. In *NeurIPS*, pages 134747–134769, 2024. 3
- [50] Sicheng Zhao, Xiaopeng Hong, Jufeng Yang, Yanyan Zhao, and Guiguang Ding. Toward label-efficient emotion and sentiment analysis. *IEEE*, 111(10):1159–1197, 2023. 3
- [51] Siqi Zhu, Chunmei Qing, Canqiang Chen, and Xiangmin Xu. Emotional generative adversarial network for image emotion transfer. *Expert Systems with Applications*, 216:119485, 2023. 3