

AiiDALab: on the route to accelerate science

Aliaksandr V. Yakutovich,^{a,b,†} Jusong Yu,^{c,†} Daniel Hollas,^{d,†} Edan Bainglass,^c Corsin Battaglia,^{b,e,f} Miki Bonacci,^c Lucas Fernandez Vilanova,^g Stephan Henne,^g Anders Kaestner,^h Michel Kenzelmann,^h Graham Kimbell,^b Jakob Lass,^h Fabio Lopes,^a Daniel G. Mazzone,^h Andres Ortega-Guerrero,^a Xing Wang,^{*c} Nicola Marzari,^{c,i} Carlo A. Pignedoli,^{*a} and Giovanni Pizzi,^{*c,i}

With the availability of ever-increasing computational capabilities, robust and automated research workflows are essential to enable and facilitate the execution and orchestration of large numbers of interdependent simulations in supercomputer facilities. However, the execution of these workflows still typically requires technical expertise in setting up calculation inputs, interpreting outputs, and handling the complexity of parallel code execution on remote machines. To address these challenges, the AiiDALab platform was developed, making complex computational workflows accessible through an intuitive user interface that runs in a web browser. Here, we discuss how AiiDALab has matured over the past few years, shifting its focus from computational materials science to become a powerful platform that accelerates scientific discovery across multiple disciplines. Thanks to its design, AiiDALab allows scientists to focus on their research rather than on computational details and challenges, while keeping automatically track of the full simulation provenance via the underlying AiiDA engine and thus ensuring reproducibility. In particular, we discuss its adoption into quantum chemistry, atmospheric modeling, battery research, and even experimental data analysis at large-scale facilities, while also being actively used in educational settings. Driven by user feedback, significant effort has been made to simplify user onboarding, streamline access to computational resources, and provide robust mechanisms to work with large datasets. Furthermore, AiiDALab is being integrated with electronic laboratory notebooks (ELNs), reinforcing adherence to the FAIR principles and supporting researchers in data-centric scientific disciplines in easily generating reproducible Open Research Data (ORD).

1 Introduction

Computational modeling has established itself as the “third pillar of science” alongside experiment and theory¹. With the growing computational capabilities, the scope and complexity of simulation techniques have also increased. This highlighted a pressing

need for software to manage computational workflows, where a result from a single computation unit feeds into another. As a result, hundreds of workflow managers proliferated in the past decades^{2–7} (see also Ref.⁸ for an extensive workflow list and⁹ for a terminology to categorize them).

While using these managers can make scientific workflows more robust and reproducible, their execution typically requires deep domain expertise. At the same time, it became evident that it is possible to broaden the user base by introducing a user-friendly interface to facilitate their execution. In the case of the AiiDA workflow manager^{10–12}, this led to the development of AiiDALab¹³ (<https://www.aiidalab.net>), a platform whose focus is making workflows user-friendly and accessible through a graphical interface running in a web browser. The combination of AiiDA and a Jupyter-based web interface¹⁴ provides a solid foundation for developing user-oriented AiiDALab apps. Originally developed within and for computational materials science, AiiDALab apps have made significant contributions to the research in this field, evidenced by the various publications acknowledging their use^{15–36}.

While graphical user interfaces (GUIs) can significantly lower the access barrier to advanced workflows, one needs to be aware, however, of the non-negligible effort required to design and develop GUIs for simulation software. Indeed, it is easy to shift

^a nanotech@surfaces Laboratory, Empa-Swiss Federal Laboratories for Materials Science and Technology, 8600 Dübendorf, Switzerland

^b Materials for Energy Conversion Laboratory, Empa-Swiss Federal Laboratories for Materials Science and Technology, Dübendorf, CH-8600, Switzerland

^c PSI Center for Scientific Computing, Theory and Data, Paul Scherrer Institute, 5232 Villigen PSI, Switzerland

^d Centre for Computational Chemistry, School of Chemistry, University of Bristol, BS8 1TS Bristol, UK

^e Department of Information Technology and Electrical Engineering, ETH Zurich, 8092 Zurich, Switzerland

^f Institute of Materials, School of Engineering, École Polytechnique Fédérale de Lausanne, 1015 Lausanne, Switzerland

^g Laboratory for Air Quality / Environmental Technology, Empa-Swiss Federal Laboratories for Materials Science and Technology, 8600 Dübendorf, Switzerland

^h PSI Center for Neutron and Muon Sciences, Paul Scherrer Institute, 5232 Villigen PSI, Switzerland

ⁱ Theory and Simulation of Materials (THEOS), and National Centre for Computational Design and Discovery of Novel Materials (MARVEL), École Polytechnique Fédérale de Lausanne, 1015 Lausanne, Switzerland

[†] These authors contributed equally to the work.

* Corresponding authors e-mails: xing.wang@psi.ch, carlo.pignedoli@empa.ch, giovanni.pizzi@psi.ch.

from creating genuinely useful interfaces to merely showcasing the capabilities of the underlying workflows, overlooking the actual needs of end users. This insight is at the core of AiiDALab's vision: to accelerate scientific discovery by making computational science more accessible. To achieve this, we collaborated closely with our users, primarily experimental scientists, and adapted our interfaces following their constructive feedback. The unified interface that we now provide enables users to focus on the scientific process itself, providing simplified access to the execution of common tasks (such as simulation preparation, execution, and post-processing and visualization of the results). At the same time, data representation and handling are naturally streamlined through the consistent use of shared GUI components.

An example of the development of existing applications driven by user feedback is the comprehensive redesign of the On-Surface Chemistry app³⁷. The app now integrates tools for simulating scanning tunneling microscopy (STM), previously available as a separate app, and has also been extended to include atomic force microscopy (AFM) simulations based on the `ppafm` code³⁸. A second example is given by the significant effort devoted to the development of the AiiDALab Quantum ESPRESSO (QE) application³⁹ (QE-app), which is now a flagship application, also used to highlight the full potential of the AiiDALab ecosystem. For instance, thanks to a flexible plug-in system, the QE-app can be tailored to meet specific user requirements. Moreover, to facilitate onboarding for new users, it includes a set of inline helpers that guide them through the entire workflow, from setting up the crystal structure for Density Functional Theory (DFT) simulations to job submission, monitoring, and subsequent analysis and visualization of the results. This integrated guidance significantly reduces the need to consult external manuals or user guides, thus streamlining the onboarding process.

Inspired by the successful applications in materials science, researchers from other scientific disciplines have started adopting the platform. Collaborative work on those projects highlighted various challenges, all of which pointed to facilitating the adoption of AiiDALab by the scientific community. In parallel, we recognized the growing need in research to document inventories, protocols, preparation parameters, and results, which has led to the widespread adoption of Electronic Laboratory Notebooks (ELNs) and, more broadly, Laboratory Information Management Systems (LIMS). This trend, along with the increasing demand for integrating experimental and computational workflows and sharing the resulting data, has motivated us to explore the interoperability between AiiDALab and ELNs.

In the following sections, we elaborate on the challenges we encountered and the solutions we developed to address them. We present our approaches to lowering the entry barrier and guarantee a smooth user onboarding experience, and discuss how the platform now extends beyond just providing a user-friendly interface to AiiDA, emphasizing its broader capabilities. With these developments, we aim to contribute to the advancement of sustainable scientific infrastructures that ensure that both scientific data and workflows adhere to FAIR principles⁴⁰. Our discussion considers organizational, technical, and usability aspects, emphasizing the complex nature of building scientific platforms. We

hope that this approach inspires other scientific software projects, as they share many common challenges.

2 Beyond computational materials science

Building on its successes in computational materials science, we have explored how AiiDALab can support research in other scientific domains. In this section, we present three representative projects. The first, AiiDALab-FLEXPART, aims to simplify and automate inverse modeling of greenhouse gas emissions. The second, AiiDALab-AtmoSpec, enables *ab initio* prediction of ultraviolet-visible spectra for organic molecules. The third, AiiDALab-Aurora, focuses on orchestrating charge-discharge cycling experiments for large sets of battery cells.

2.1 Inverse modeling of greenhouse gas emissions

Monitoring greenhouse gas (GHG) fluxes to and from the atmosphere is critical, as their accumulation drives global warming and climate change. The United Nations Framework Convention on Climate Change (UNFCCC) addresses this by requiring participating nations to regularly report their GHG fluxes as part of ongoing mitigation efforts. These reports are typically based on “bottom-up” approaches, which rely on statistical data about emission sources, their activity levels, and corresponding emission factors⁴¹. An alternative method involves “top-down” estimates, where direct atmospheric GHG concentration measurements are combined with atmospheric transport simulations to infer GHG fluxes in a more integrated manner⁴². However, these simulations involve multiple data processing and modeling steps, which are often treated as separate tasks and require significant manual intervention.

Within the ETH Open Research Data (ORD) project ExAiRIM, AiiDA was employed⁴³ to manage a robust inverse modeling workflow focused on previously used regional inversion domains, such as Europe and Switzerland. The accompanying AiiDALab-FLEXPART app⁴⁴ provides an interface to interact with the two core components of this workflow: the atmospheric transport model and the inversion model.

First, the AiiDALab-FLEXPART app is used to launch simulations that generate so-called concentration footprints based on a Lagrangian Particle Dispersion Model (LPDM) implemented in the FLEXPART code⁴⁵. These footprints must be computed for every atmospheric concentration observation to be assimilated in the subsequent inverse modeling step. Currently, greenhouse gases are monitored at a growing number of sites across Europe (currently 40-50), where *in situ* gas analyzers provide high-temporal-resolution measurements. When these data are aggregated to hourly averages for assimilation, the total number of required footprint calculations for a one-year inversion can reach approximately $O(10^5)$. Although this number can be reduced by grouping observations into combined simulations, a substantial number—on the order of $O(10^3)$ —of individual LPDM simulations typically remains. Managing this volume of computations becomes increasingly complex without a robust and reliable workflow management system. Looking ahead, the volume of observational data is expected to grow significantly, particularly with the

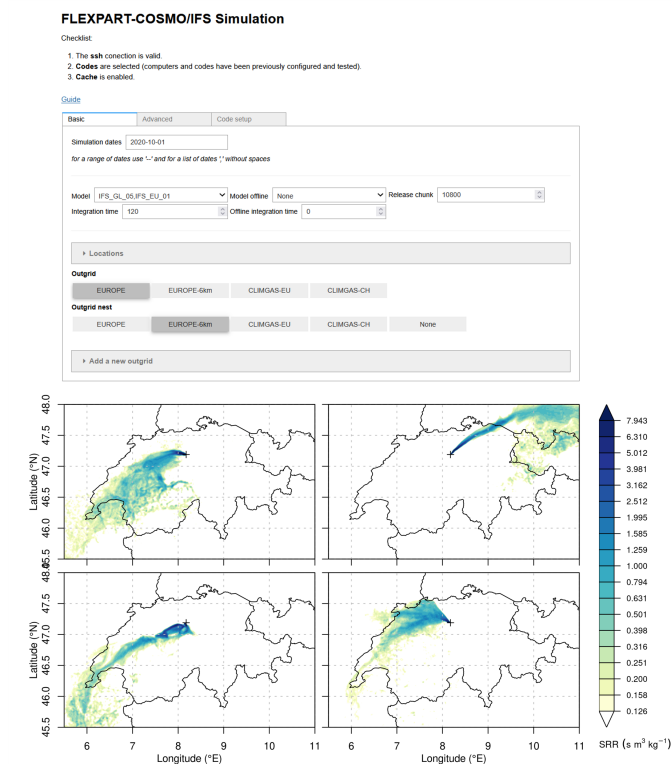


Fig. 1 Top: The AiiDALab-FLEXPART interface to run FLEXPART simulations for greenhouse gas monitoring sites. Bottom: example concentration footprints for the Beromünster tall-tower site in Switzerland, given for four different hourly time intervals. The concentration footprints indicate where the air sampled at the monitoring site was previously in contact with the surface and was potentially impacted by greenhouse gas emissions.

expansion of both in-situ monitoring networks and satellite-based remote sensing platforms.

An example of the AiiDALab-FLEXPART interface, along with the retrieved concentration footprints for the Swiss tall-tower site Beromünster, is shown in Fig. 1. Beyond enabling the submission of individual transport model simulations to the HPC infrastructure and retrieving their outputs, the AiiDA-based implementation also automates the concatenation of simulation results over monthly periods. These aggregated outputs are provided in a standardized, interchangeable footprint data format, facilitating seamless sharing and reuse by other research groups.

Second, the underlying AiiDA workflow triggers the inverse modeling calculations, which ingest both the monthly concentration footprints and the corresponding atmospheric concentration observations. The current implementation supports the regional inversion system developed at Empa⁴⁶. Using this setup, AiiDA interfaces with the Empa Lagrangian Regional Inversion System (ELRIS) to retrieve flux estimates, which can then be analyzed to quantify greenhouse gas emissions from individual countries, thus providing a scientific basis to track progress towards national GHG reduction targets. For example, ELRIS contributes annually to Switzerland's reporting to the UNFCCC⁴⁷, delivering national estimates of nitrous oxide and methane fluxes.

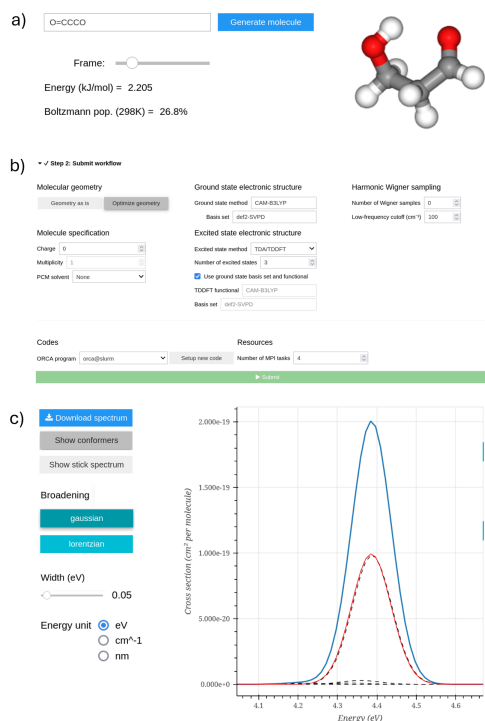


Fig. 2 Example workflow in the AiiDALab-AtmoSpec app for a 3-hydroxypropanol molecule. First, a) molecular conformers are autogenerated from their SMILES code using a standard GUI component (a SmilesWidget). In the next step, b) the simulation parameters (such as a DFT functional and basis set) are specified, with pre-determined default values provided. Once the calculation is complete, c) the UV/vis spectrum is plotted in the spectrum widget, with the option to decompose the spectrum into the contributions of individual conformers.

2.2 Ab initio UV/vis spectroscopy for volatile organic compounds

Greenhouse gases are only one class of compounds in the chemically diverse mixture that makes up the Earth's atmosphere. Volatile Organic Compounds (VOCs), which originate from both anthropogenic and biogenic sources, play a central role in atmospheric chemistry and participate in a complex network of reactions⁴⁸. In order to accurately model the evolving composition of the atmosphere, for example to estimate the effects of new industrial chemicals on air pollution⁴⁹, it is essential to understand the reactivity of these compounds. Existing chemical kinetics models, such as the Master Chemical Mechanism (MCM)⁵⁰, typically account for reactions in the electronic ground state. However, they largely omit photochemical pathways, i.e., reactions initiated by the absorption of light⁵¹.

A crucial quantity for predicting a molecule's photochemical reactivity is its absorption cross-section, which measures the probability of the molecule absorbing a photon at a specific wavelength. While UV/Vis spectroscopy can be used to experimentally measure absorption cross-sections, obtaining precise data for gas-phase molecules is generally challenging and often impractical for transient reactive intermediates. Therefore, accurately predicting absorption cross-sections using quantum chemistry tools is highly desirable⁵¹.

The AiiDALab-AtmoSpec app (see Fig. 2) was specifically developed to make these computations accessible to atmospheric chemists without requiring deep expertise in computational chemistry. It starts with a user providing a SMILES code⁵² in a text box provided by a standard GUI component (called the `SmilesWidget`), which then automatically generates a corresponding 3D molecular structure and samples its conformational space. Then, the app launches an AiiDA workflow to perform several simulations. First, each conformer is optimized at the DFT level. Then, the UV/Vis spectrum is modeled using the Nuclear Ensemble Approach (NEA)⁵³, where the ground-state geometry ensemble is randomly sampled from a harmonic vibrational distribution. Quantum chemistry calculations are performed with the ORCA program⁵⁴, interfaced through the `aيدا-orca` plugin⁵⁵. Users have full control over computational parameters such as the DFT functional and basis set, with well-tested default settings provided. Additionally, the level of theory can be benchmarked against high-accuracy coupled-cluster calculations (EOM-CCSD).

The final UV/Vis spectrum is presented through a dedicated `SpectrumWidget`. This spectrum is modeled as a Boltzmann-weighted sum over all conformers, and the widget enables visualization of the individual contributions from each conformer. A more detailed description of the AiiDALab-AtmoSpec app is given in the corresponding publication²⁰.

2.3 Battery assembly and testing

Developing new battery materials extends beyond identifying promising individual compounds. Battery scientists must evaluate combinations of materials (such as anode, cathode, electrolyte solvents, electrolyte salts, and various electrolyte additives) as well as charge-discharge cycling parameters, including current density, voltage cut-offs, and temperature. The goal is to identify material combinations that deliver batteries with both high energy density and long-term cycling stability. High-throughput experimentation, made possible by recent advances in robotic automation platforms, addresses this complexity.

One such platform is the Aurora system, developed by Empa’s Materials for Energy Conversion Laboratory in collaboration with the Swiss company Chemspeed Technologies⁵⁶. Aurora automates the formulation of electrolytes, assembly of battery cells, and their cycling, thereby enabling a closed-loop, application-relevant workflow. Typically, cells with varying combinations of anode, cathode, and electrolyte components are assembled in batches of up to 36 and cycled over extended periods (often several months) using one of the more than 1500 potentiostat channels available at Empa’s Materials for Energy Conversion Laboratory. This approach facilitates the evaluation of energy density, rate capability, cycling stability, and the identification of ageing phenomena.

As discussed in a recent publication²⁶, the automation of the cycling workflow and the tracking of data provenance within the Aurora platform are enabled by the AiiDA infrastructure. In particular, the AiiDA-Aurora plugin⁵⁷ facilitates the integration between AiiDA and the tomato package⁵⁸, which manages direct communication with the battery cycling hardware. The tomato

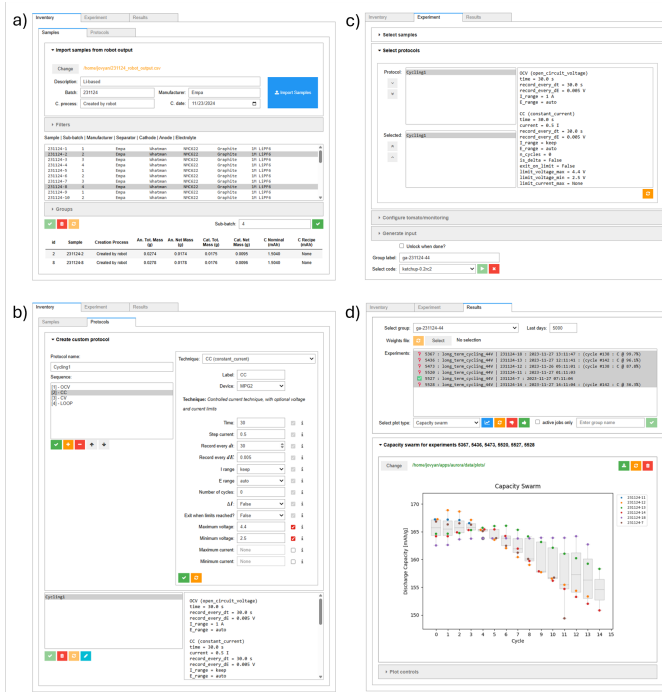


Fig. 3 The AiiDALab-Aurora graphical user interface showing a) the sample creation widget for importing the output files from the cell assembly robot, b) the protocol creation widget for defining the cycling conditions, c) the experiment building wizard, and d) the results widgets here showing a multi-cell analysis view.

package includes a job scheduling daemon, device drivers for interfacing with battery cycling potentiostats, and a command-line user interface, collectively enabling robust and scalable control of high-throughput battery cycling experiments.

The AiiDALab-Aurora app⁵⁷ provides a GUI for launching and managing the battery cycling process. Some screenshots of the app are shown in Fig. 3. The app enables users to easily design new cycling protocols, thereby facilitating their broader adoption. Each protocol can be saved within AiiDALab for future reuse and applied to either individual cycling jobs or entire batches. Batch submission is supported via the *Select samples* widget, which allows for efficient filtering and selection of multiple cells. Additionally, users can configure job monitoring parameters directly within the app, including the monitoring frequency, criteria, and associated thresholds. Once the cycling job(s) are fully defined, AiiDALab transfers all relevant information to AiiDA, which then monitors the cycling process autonomously, without requiring further user intervention. The results are automatically and periodically parsed into a FAIR-compliant data format using the open-source parser `yadg`^{59,60}. Following parsing, the experimental results are stored in the AiiDA database and can be visualized directly within the AiiDALab-Aurora app.

3 Integration with ELNs and LIMs

Historically, experimental notes in scientific research were primarily recorded using pen and paper (while the main data might have been acquired using digital systems). While this traditional approach has served the community for centuries, it presents

clear limitations regarding accessibility, reproducibility, and data integration. As a result, more laboratories started adopting ELNs, which offer structured, searchable, and shareable platforms for managing experimental information. However, numerical experiments (i.e., simulations) have often remained outside the scope of ELN integration. We believe they should be treated equally with laboratory experiments, as they follow a similar workflow: selecting a sample, preparing it, performing the experiment (simulation), and analyzing the results. In line with this vision, we have developed an integration between AiiDALab and ELNs, positioning AiiDALab as a “simulation lab” that enables researchers to analyze experimental and computational work in a unified environment. Such integration facilitates direct comparison of results and streamlines the process of drawing scientific conclusions. In Fig. 4, we show an example of AiiDALab interacting with openBIS⁶¹, which is an open-source data management platform providing ELN and LIMS functionalities, developed by the Scientific IT Services (SIS) of ETH Zürich in close collaboration with scientists at ETH Zürich and other institutions. In the example, we initiate a simulation from within openBIS and return the results to it once the simulation is complete. The process begins by establishing a connection between AiiDALab and the ELN (not shown). Then, a molecule from an inventory in the ELN is selected and sent to AiiDALab. Within the AiiDALab On-Surface Chemistry⁶², the molecular structure can be modified (for example, by adding a substrate), and a simulation can then be launched based on the edited structure (not shown). After the simulation is complete, the results can be explored within AiiDALab and, if desired, sent back to the openBIS ELN. This enables linking ELN inventory entries for both the molecule and the substrate to the simulation, and associating the simulation itself with a specific experiment defined in the ELN. This example also demonstrates that scanning tunneling microscopy (STM) simulations are available and can be exported to the ELN, where they can be accessed alongside their experimental counterparts, facilitating direct comparison between simulated and experimental results. Although this example utilizes openBIS as an ELN, the workflow is not specific to openBIS and can be adapted for use with other ELNs. This level of integration allows the data collected in the LIMS to be queried, for example, via a chatbot. To support such general use cases, we have developed the aiiDALab-eln package⁶³, which enables users to add ELN connectors by implementing standardized functions for managing interactions. For detailed instructions on adding a new ELN integration, please refer to the package’s GitHub repository.

To enable seamless integration with multiple ELNs without the need to develop a custom connection for each one, the data being exchanged must be semantically annotated. Semantic annotation involves linking data elements to shared concepts defined in a common ontology, such as an RDF file or a JSON-LD document. By doing so, different ELNs and different workflow managers (WFMs), even beyond AiiDA/AiiDALab, can interpret and process the data consistently, regardless of their internal terminologies. For example, suppose an ELN sends data referring to a “Molecule” and this object is properly annotated using a shared ontology. The WFMs will then recognize it and map it appropriately within their

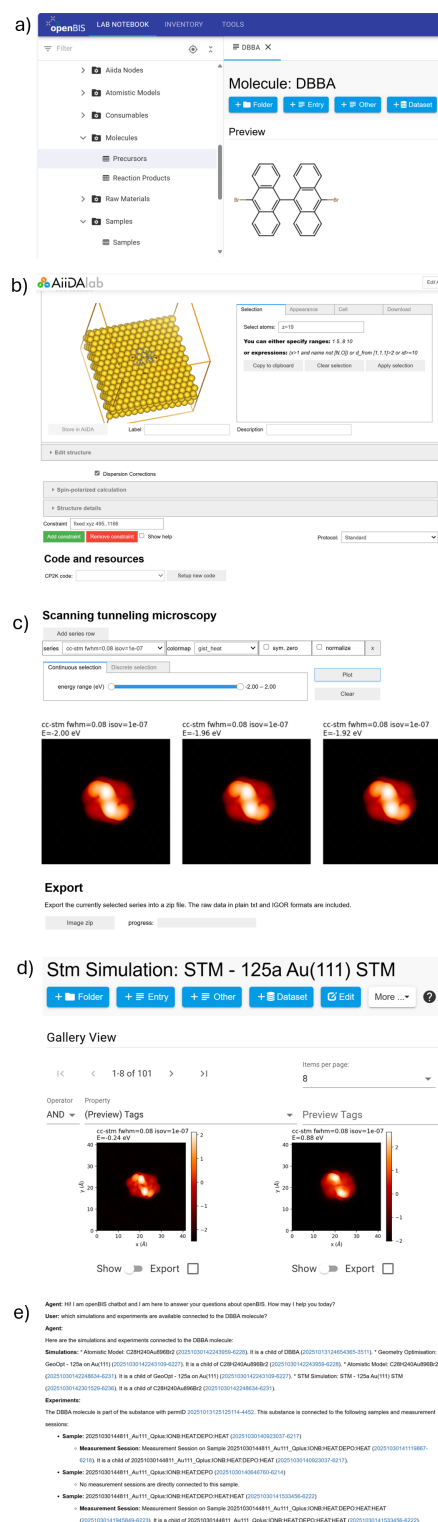


Fig. 4 Screenshots of the integration between AiiDALab and the openBIS ELN-LIMS, for a use case where a) a molecule is extracted from the ELN inventory and b) imported in the AiiDALab submission interface for STM simulations. c) Results of the simulations (i.e., the STM images) are shown in AiiDALab. d) Once exported to the openBIS ELN, results can be displayed directly in the ELN using a dedicated viewer for microscopy images. e) A chatbot can be used to query the database, e.g., to retrieve available simulations and experiments related to a specific molecule.

context, even in cases where a molecule is internally stored using a different (but semantically equivalent) term, such as “MolecularEntity”. Moreover, the WFM can already recommend to submit a simulation appropriate for molecules. Analogously, simulated STM images generated by a WFM, if appropriately annotated, can be directly displayed using any specific functionality provided in the ELN, as it is e.g. shown in Fig. 4, without the need of developing specific code to pair the WFM and the ELN. This approach facilitates interoperability by ensuring both sides refer to the same standardized concepts, thereby reducing ambiguity and simplifying data exchange. Research on the application of semantic technologies in this context is being conducted as part of the PREMISE project (<https://ord-premise.org/>). Additionally, these ideas are being discussed and refined within the MADICES community (<https://madices.github.io/>), which focuses on data interoperability.

4 Integrated data analysis from experiments

The original impetus for the development of AiiDALab was to provide a graphical environment for setting up, submitting, and analyzing computational workflows using AiiDA. A key advantage is that all necessary AiiDA components are pre-configured, significantly reducing the effort required to set up a compatible Python environment. However, the value of a pre-configured platform like AiiDALab extends well beyond AiiDA usage alone. AiiDALab can also serve as a ready-to-use environment for experimental data analysis, especially in scenarios where ease of access, reproducibility, and tight integration with experimental infrastructure are key. In particular, in this section we discuss how AiiDALab can streamline experimental data analysis at large-scale facilities, with a focus on neutron experiments at the Paul Scherrer Institut (PSI).

One concrete example is the Multiplexing Spectrometer CAMEA⁶⁴, operated at the SINQ spallation source at PSI. CAMEA is optimized for energy-resolved detection of in-plane scattered neutrons and is used to map large (\mathbf{q}, ω) energy regions in neutron excitation studies. Typically, visiting users must configure their laptops with the software stack needed for data analysis (using MJOLNIR⁶⁵, a code developed specifically for CAMEA data analysis). This process often happens under tight time constraints, as on-the-fly analysis is critical for steering the experiment within the short beamtime window. The post-experiment analysis is hindered by limited access to raw data, which is often transferred via external drives and may no longer be reachable once the user leaves the PSI network, especially due to required VPN or data access policy constraints. Moreover, configuring MJOLNIR on each user’s machine is a challenge, as it depends on Python environments, system configurations, and the user’s technical expertise. Hardware limitations, operating system incompatibilities, or restricted administrative rights often make installation and use difficult or impossible.

To tackle these challenges, the PSI Laboratory for Materials Simulations (LMS), in collaboration with the PSI Laboratory for Neutron Scattering and Imaging (LNS), deployed a local AiiDALab instance using a Micro-Kubernetes (MicroK8s) service. This setup mirrors the standard AiiDALab configuration while integrating

with PSI’s institutional authentication infrastructure. Users authenticate securely using their institutional credentials and are provided with isolated, containerized environments. Critically, the platform supports fine-grained data access integration. In particular, for CAMEA we developed a protocol where experimental data is streamed directly into a shared NFS directory accessible from within the PSI network. When a user launches their AiiDALab instance, only specific folders (containing the data of the experiments to which the user has access) are mounted in read-only mode within the user’s containerized environment. The authorization policy is queried dynamically via a programmatic application programming interface (API) from PSI’s Digital User Office (DUO) database, which stores a many-to-many map of user accounts and the corresponding proposal IDs of experiments. This ensures secure, granular access to data, fully compliant with PSI’s Authentication and Authorization Infrastructure (AAI) and state-of-the-art security standards.

To make the data analysis even more straightforward and accessible, we developed the LNS-app⁶⁶, whose interface is discussed in more detail in the Supplementary Information Section 1. The app encapsulates MJOLNIR and its dependencies, providing an easy user interface for CAMEA data analysis. Upon launching the app, users can browse their proposal IDs (or project numbers), open pre-configured analysis notebooks, and modify them if needed. This reduces the setup time to essentially zero, ensuring that novice and advanced users can begin analyzing data immediately. The whole setup is summarized in Fig. 5. Importantly, the workflow eliminates the need for local setup, ensuring consistency and reproducibility across users and beamtimes. After the experiment is completed, users can install the LNS-app on a local AiiDALab deployment to continue the analysis without re-configuration (just by importing the data into the environment).

Currently, we plan to extend the same access protocol to other instruments at PSI. As a second application example, AiiDALab is also being adopted at the ICON beamline⁶⁷ at PSI for data analysis of cold neutron imaging experiments, which can generate large volumes of complex image data, requiring efficient and reproducible processing workflows. Similar to the CAMEA example, the advantages of using AiiDALab include live data inspection without the need to download large amounts of data, centralized reduction, and scalable analysis. Moreover, the seamless HPC integration provided by AiiDA and AiiDALab could enable further advanced reconstructions and machine-learning applications by leveraging HPC resources. More details are provided in the Supplementary Information Section 1.

The deployment of AiiDALab at PSI illustrates how AiiDALab can support not only computational workflows but also secure, institutionally integrated experimental data analysis, based on standard and robust technology such as Kubernetes and JupyterHub⁶⁸. The key advantages include easy integration of HPC into experimental data pipelines and improved data accessibility and security through fine-grained, institution-based authorization policies. Moreover, the deployment offers a unified user environment across experiments (as discussed above) and simulations (e.g. via DFT-based simulation capabilities of neutron scattering experiments using the AiiDALab QE app³⁹). Together, these

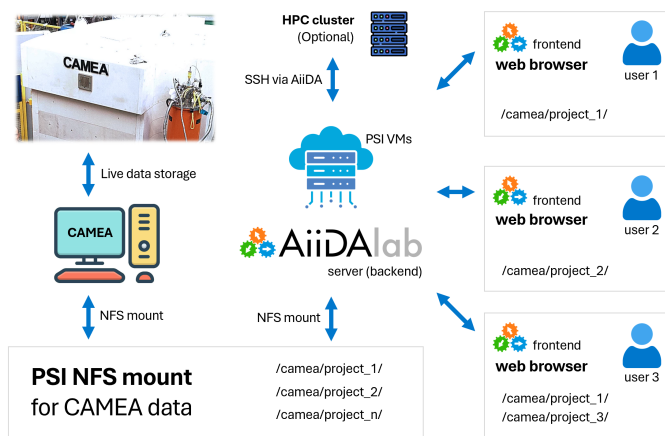


Fig. 5 CAMEA data pipeline. The data of the CAMEA experiment are first pushed from local to a shared NFS storage, then accessed for post-process analysis via the AiiDALab PSI deployment and the LNS app. CAMEA users will see experimental data “live” in their AiiDALab deployment, eliminating the need to manually transfer it periodically from the storage attached to the CAMEA hardware.

features represent a major step forward in creating a truly integrated and reproducible research environment, bridging the gap between experimental facilities, HPC resources, and user-friendly scientific tools.

5 AiiDALab for teaching

Local or cloud-based installations of AiiDALab provide an ideal platform for exercise sessions in semester-long courses on computational materials science. AiiDALab combines a Python environment with advanced simulation codes, including Quantum ESPRESSO, CP2K⁶⁹, LAMMPS⁷⁰, and others. With this in hand, students can immediately start working with state-of-the-art software without worrying about complex installations. For advanced simulations, AiiDALab’s intuitive graphical interfaces and automated workflows allow students to explore sophisticated methods that would otherwise be too time-consuming to set up manually in the scope of an exercise session. At the same time, the full provenance and all intermediate steps remain accessible for inspection and learning. The container-based setup significantly reduces the risk of disrupting the local environment on students’ computers.

These features make AiiDALab not only effective for semester-long courses but also particularly well-suited for short, intensive training events, such as those organized by CECAM (<https://www.cecarn.org/>) or Psi-k (<https://psi-k.net/>), where time is limited and a consistent software environment is crucial. Importantly, by introducing students early on to tools that inherently support reproducibility, provenance tracking, and automation, this approach prepares the next generation of scientists, fostering the mindset shift needed to adopt FAIR principles (in computational materials science and beyond) by designing and performing simulations that are transparent, reusable, and reproducible by default.

A recent example of this was a short-term school on *Electronic-structure simulations for user communities at large-scale facilities*

held at PSI in April 2025⁷¹. Organized by the PSI Laboratory for Materials Simulations (LMS), the school aimed to provide a gentle introduction to the current capabilities of electronic-structure simulations for materials, with a particular focus on experimentalists working at large-scale research facilities. The event was conducted in a hybrid format, with approximately 35% of participants attending in person and 65% joining remotely. Participants included both students (~40%, at the Master’s and PhD level) and more senior researchers (~60%, including postdocs, tenure-track scientists, and professors). Notably, over 60% of attendees had little or no prior experience with DFT simulations.

The first part of the school covered the theoretical foundations of first-principles modeling, particularly DFT. This was followed by a hands-on session using the AiiDALab platform, specifically the QE-app, to run simulations in a user-friendly environment. To support the school, a dedicated Kubernetes (JupyterHub-based) deployment of AiiDALab (essentially a clone of the public demo server⁷²) was made temporarily available on Microsoft Azure. This eliminated the typical technical barriers for newcomers by removing the need to install AiiDA, configure HPC communication, or compile Quantum ESPRESSO executables. Thanks to this setup, even participants with no prior background were able to launch first-principles simulations with just a few clicks. The exercises covered a range of applications directly relevant to experimental research, including electronic band structures and density of states, inelastic neutron scattering, Raman spectra, muon-stopping sites, as well as X-ray photoelectron (XPS) and absorption (XAS) spectra. The overall feedback for the school was highly positive, averaging at 8.5 (out of 10) points. This underscores how valuable participants, particularly experimentalists, found the opportunity to gain first-hand experience with electronic-structure simulations in a practical and accessible format.

6 Enabling smooth adoption of AiiDALab solutions

Among other results, user feedback revealed that first-time use of AiiDALab often posed challenges due to the number of setup steps required before running the first simulation. To address this aspect, we have deployed the AiiDALab demo server⁷², designed to streamline the initial user experience by enabling small but meaningful simulations without any setup. In parallel, we both developed a tool (`aiidalab-launch`) to simplify the local deployment of an AiiDALab instance, and we streamlined the setup of Kubernetes-based AiiDALab servers, lowering the barrier for both individual users and institutional installations. We discuss these aspects in the following sections.

6.1 AiiDALab demo server

The demo server is accessible to all registered GitHub users at <https://demo.aiidalab.io>. Once logged in, new users can begin running calculations immediately. The current version of the demo server features a ready-to-use AiiDALab Quantum ESPRESSO (QE) app³⁹. Although the server offers limited computational resources, users can run simple illustrative examples. All necessary components, including compiled executables from the Quantum ESPRESSO suite^{73,74}, the pseudopotential files re-




Fig. 6 AiiDALab demo server: the user is presented with an instance that is fully set up and ready to run Quantum ESPRESSO simulations. All installations are pre-executed when preparing the Docker image of the server, so that we can reduce the time from login to first user action to below one minute.

quired to run the simulations, and the AiiDA workflows to drive the simulations, are pre-installed and ready for use.

It is essential to note that the demo server is not intended for production use, due to the significant financial cost associated with such a general service. Therefore, storage is deleted 12 hours after login. On the other hand, we invested significant effort in ensuring that the experience of users logging in for the first time is as streamlined and efficient as possible, allowing them to submit their first simulation in a matter of minutes (and usually starting the user container in less than a minute). This is achieved by pre-installing the Quantum ESPRESSO app and all dependencies (such as the Quantum ESPRESSO code, the pseudopotential libraries, as well as pre-configuring the AiiDA database) in the base image.

We believe that the demo server thus provides an effective approach to provide an overview of AiiDALab’s capabilities. Once users have gained some experience, they may choose to set up their own AiiDALab instance as described further.

6.2 Deploy AiiDALab locally

When a quick and straightforward setup is needed to run AiiDALab for a single user on their computer, the preferred approach is to use the `aiidalab-launch` tool⁷⁵ that we developed. This command-line utility, powered by Docker⁷⁶, enables users to create isolated environments for AiiDALab with minimal effort. It allows for creating and managing multiple profiles, each customizable with specific Docker images, port numbers, and volume mappings. With simple commands for starting, stopping, and monitoring instances, and built-in support for automatic browser launching and port forwarding, `aiidalab-launch` eliminates the complexities of Docker orchestration, making advanced computational workflows more accessible. For further information, we suggest visiting the tool’s GitHub page and reading about its requirements and usage⁷⁵.

6.3 Managing an AiiDALab server

While the `aiidalab-launch` solution is ideal for individual users or single-machine deployments, use cases that require providing access to multiple users are better supported by a scalable Kubernetes-based setup (<https://kubernetes.io/>). In this setup, each user accesses a containerized environment fully isolated from other users, i.e., data remain private to each user. Moreover, this setup allows system administrators to access user sessions for support and troubleshooting, improving the overall user experience. While the configuration and maintenance of Kubernetes deployments require some expertise, recent updates have simplified this deployment strategy. Deploying AiiDALab in this context involves using the standard JupyterHub Helm chart⁶⁸. Additionally, the Kubernetes ecosystem provides a comprehensive set of tools for backing up, monitoring, and administering multi-user environments.

For medium-sized deployments (less than ~50 users) that does not require scaling on multiple computer nodes, we offers a deployment guide for using MicroK8s, which simplifies Kubernetes management on a single server (either a physical or virtual machine). For larger deployments with more than 50 users, a full Kubernetes cluster setup is recommended to ensure scalability and high performance. This broad range of deployment options that we provide offers great flexibility, enabling AiiDALab to scale according to user needs, from single users to small research groups and larger institutional setups. For more details on the latest features and deployment guides for MicroK8s and Kubernetes, refer to AiiDALab’s official repositories and documentation⁷⁷.

It is worth noting that users can begin with a single-user deployment and later migrate to a k8s cluster (or vice versa) without losing any of their generated data. Both options rely on the same AiiDALab Docker image, which is built using the recipes provided in the `aiidalab-docker-stack`⁷⁸ repository. This image is based on the official `jupyter/minimal-notebook` image⁷⁹, ensuring compatibility with the standard Jupyter infrastructure while providing all the necessary components to run AiiDALab.

6.4 Further improvements

In addition to all features, apps and deployment strategies mentioned above, additional effort has been put into other technical aspects that, while being less visible, are essential for the usability and performance of the AiiDALab platform. These include, e.g., features to visualize grid data stored in Cube files efficiently, by pre-computing compressed and reduced versions for live visualization, with the option to offload a higher-resolution rendering when required (see Supplementary Information Section 2); features to deal with data movement of large data volumes between permanent storages and scratch filesystems in HPC supercomputers (see Supplementary Information Section 2); and additional performance improvements (see Supplementary Information Section 3), such as automatic code testing before each release, UI lazy loading to improve the app responsiveness, improved visualization of crystal and molecular structure with new manipulation/editing features, a widget to simplify setting up computers and codes, and an app to help users securely manage SSH

keys for HPC clusters (such as CSCS) that require periodic re-authentication using multiple-factor-authentication strategies.

7 Conclusion and outlook

In recent years, AiiDALab has evolved into a powerful platform to accelerate scientific discovery by making computational science more accessible. By providing a user-friendly interface to AiiDA, AiiDALab has enabled to convert advanced computational workflows into routine tasks. Originally developed for materials science, AiiDALab is now expanding into a wider range of scientific domains—from quantum chemistry and atmospheric modeling to experimental battery research—proving to be a flexible and scalable solution for diverse research needs. Furthermore, AiiDALab has now evolved beyond being a GUI only for the AiiDA workflow engine, to also support experimental data analysis at large-scale facilities such as PSI. It has also become a platform for education, encompassing both semester-long university courses and short-format training events in computational materials science.

User feedback has always been a key driver of development, guiding the creation of most new features and improvements to provide a platform that enables scientists to focus on the science itself, rather than on the computational infrastructure behind it. We have discussed examples of such improvements, including (but not limited to) simplifying onboarding, streamlining access to HPC resources, and facilitating the handling of large data volumes. Moreover, continuous efforts have been devoted to enhancing service stability, implementing automated testing, and adopting modern software design patterns, which have ultimately resulted in a robust and reliable platform.

Looking ahead, we remain committed to strengthening adherence to the FAIR principles, thereby fostering open, reproducible, and collaborative research across various domains.

Authors contributions

Conceptualisation: AVY, NM, CAP, GP; Methodology: AVY, JY, DH, EB, MB, AOG, XW, CAP, GP; Software: AVY, JY, DH, EB, MB, LFV, GK, JL, FL, DGM, AOG, XW, CAP, GP; Validation: AVY, JY, DH, EB, MB, LFV, AOG, XW, CAP, GP; Resources: CB, MK, JL, DGM, NM, CAP, GP; Writing – original draft: AVY, DH, EB, CB, MB, SH, XW, CAP, GP; Writing – review & editing: AVY, JY, DH, EB, CB, MB, LFV, SH, AK, MK, GK, JL, FL, DGM, AOG, XW, NM, CAP, GP; Visualisation: AVY, JY, DH, EB, MB, LFV, AK, GK, JL, FL, DGM, AOG, XW, CAP, GP; Supervision: CB, SH, MK, NM, CAP, GP; Project administration: NM, CAP, GP; Funding acquisition: CB, SH, MK, NM, CAP, GP.

Conflicts of interest

There are no conflicts of interest to declare.

Data availability

AiiDALab is an open source software ecosystem developed as a collection of interoperable repositories. The source code is publicly available through the AiiDALab GitHub organization at <https://github.com/aialdalab>, which serves as the central entry point to all AiiDALab components described in this work.

The AiiDALab apps presented in this manuscript are also pub-

licly available at the following repositories:

- AiiDALab-FLEXPART app: <https://github.com/C2SM/aialdalab-flexpart>
- AiiDALab-AtmoSpec app: <https://github.com/ispkg-group/aialdalab-ispkg>
- AiiDA-Aurora app: <https://github.com/EmpaEconversion/aialdalab-aurora>
- AiiDALab-ELN app: <https://github.com/aialdalab/aialdalab-eln>
- LNS app: <https://github.com/mikibonacci/LNS-app>

Acknowledgements

We gratefully thank Carl Simon Adorf for his contributions and developments to the AiiDALab platform. We acknowledge financial support by the NCCR MARVEL, a National Centre of Competence in Research, funded by the Swiss National Science Foundation (grant number 205602). EB, FL, CB, CAP and GP acknowledge financial support by the Open Research Data Program of the ETH Board (project “PREMISE”: Open and Reproducible Materials Science Research). JY and GP acknowledge financial support by the Swiss National Science Foundation (SNSF) Project Funding (grant 200021E_206190 “FISH4DIET”). JY, XW and GP acknowledge financial support from the SwissTwins project, funded by the Swiss State Secretariat for Education, Research and Innovation (SERI). JY, NM and GP acknowledge financial support from the MARKETPLACE project funded by Horizon 2020 under the H2020-NMBP-25-2017 call (Grant No. 760173). DH acknowledges financial support by the European Union’s Horizon 2020 research and innovation programme under grant agreement No. 803718 (SINDAM) and the UK Research and Innovation (UKRI) EPSRC grants ref. EP/X026973/1 and EP/V026690/1. CB acknowledges financial support by the European Union’s Horizon 2020 research and innovation programme under grant agreement No. 957189 (BIG-MAP) and 957213 (BATTERY2030PLUS). SH and LFV acknowledge financial support by the Open Research Data Program of the ETH Board (project “ExAiRIM”: Explore AiiDA for Regional Inverse Modelling of Greenhouse Gases). We acknowledge access to Piz Daint and Alps at the Swiss National Supercomputing Centre (CSCS), Switzerland, under MARVEL’s share with the IDs mr32 and mr33.

Notes and references

- 1 T. Weinzierl, in *The Pillars of Science*, Springer International Publishing, Cham, 2021, pp. 3–9.
- 2 A. Jain, S. P. Ong, W. Chen, B. Medasani, X. Qu, M. Kocher, M. Brafman, G. Petretto, G.-M. Rignanese, G. Hautier, D. Gunter and K. A. Persson, *Concurrency and Computation: Practice and Experience*, 2015, **27**, 5037–5059.
- 3 S. Curtarolo, W. Setyawan, G. L. Hart, M. Jainatek, R. V. Chepulskii, R. H. Taylor, S. Wang, J. Xue, K. Yang, O. Levy, M. J. Mehl, H. T. Stokes, D. O. Demchenko and D. Morgan, *Comput. Mater. Sci.*, 2012, **58**, 218–226.

- 4 C. S. Adorf, P. M. Dodd, V. Ramasubramani and S. C. Glotzer, *Comput. Mater. Sci.*, 2018, **146**, 220–229.
- 5 J. Goecks, A. Nekrutenko, J. Taylor and T. G. Team, *Genome Biol.*, 2010, **11**, R86.
- 6 J. Janssen, S. Surendralal, Y. Lysogorskiy, M. Todorova, T. Hickel, R. Drautz and J. Neugebauer, *Comput. Mater. Sci.*, 2019, **163**, 24 – 36.
- 7 A. S. Rosen, M. Gallant, J. George, J. Riebesell, H. Sahasrabudde, J.-X. Shen, M. Wen, M. L. Evans, G. Petretto, D. Waroquiers, G.-M. Rignanese, K. A. Persson, A. Jain and A. M. Ganose, *Open Source Softw.*, 2024, **9**, 5995.
- 8 P. Amstutz, M. Mikheev, M. R. Crusoe, N. Tijanić, S. Lampa *et al.*, *Existing Workflow Systems*, <https://github.com/common-workflow-language/common-workflow-language/wiki/Existing-Workflow-systems>, 2025, Accessed: 2025-12-08.
- 9 F. Suter, T. Coleman, İlkay Altıntaş, R. M. Badia, B. Balis, K. Chard, I. Colonnelli, E. Deelman, P. Di Tommaso, T. Fahringer, C. Goble, S. Jha, D. S. Katz, J. Köster, U. Leser, K. Mehta, H. Oliver, J.-L. Peterson, G. Pizzi, L. Pottier, R. Sirvent, E. Suchyta, D. Thain, S. R. Wilkinson, J. M. Wozniak and R. Ferreira da Silva, *Future Gener. Comput. Syst.*, 2026, **174**, 107974.
- 10 G. Pizzi, A. Cepellotti, R. Sabatini, N. Marzari and B. Kozinsky, *Comput. Mater. Sci.*, 2016, **111**, 218–230.
- 11 S. P. Huber, S. Zoupanos, M. Uhrin, L. Talirz, L. Kahle, R. Häuselmann, D. Gresch, T. Müller, A. V. Yakutovich, C. W. Andersen, F. F. Ramirez, C. S. Adorf, F. Gargiulo, S. Kumbhar, E. Passaro, C. Johnston, A. Merkys, A. Cepellotti, N. Mounet, N. Marzari, B. Kozinsky and G. Pizzi, *Sci. Data*, 2020, **7**, 300.
- 12 M. Uhrin, S. P. Huber, J. Yu, N. Marzari and G. Pizzi, *Comput. Mater. Sci.*, 2021, **187**, 110086.
- 13 A. V. Yakutovich, K. Eimre, O. Schütt, L. Talirz, C. S. Adorf, C. W. Andersen, E. Dittler, D. Du, D. Passerone, B. Smit, N. Marzari, G. Pizzi and C. A. Pignedoli, *Comput. Mater. Sci.*, 2021, **188**, 110165.
- 14 B. E. Granger and F. Pérez, *Comput. Sci. Eng.*, 2021, **23**, 7–14.
- 15 S. E. Ammerman, V. Jelic, Y. Wei, V. N. Breslin, M. Hassan, N. Everett, S. Lee, Q. Sun, C. A. Pignedoli, P. Ruffieux, R. Fasel and T. L. Cocker, *Nat. Commun.*, 2021, **12**, 6794.
- 16 S. Mishra, G. Catarina, F. Wu, R. Ortiz, D. Jacob, K. Eimre, J. Ma, C. A. Pignedoli, X. Feng, P. Ruffieux, J. Fernández-Rossier and R. Fasel, *Nature*, 2021, **598**, 287–292.
- 17 K. Eimre, J. I. Urgel, H. Hayashi, M. Di Giovannantonio, P. Ruffieux, S. Sato, S. Otomo, Y. S. Chan, N. Aratani, D. Passerone, O. Gröning, H. Yamada, R. Fasel and C. A. Pignedoli, *Nat. Commun.*, 2022, **13**, 511.
- 18 A. Kinikar, M. Di Giovannantonio, J. I. Urgel, K. Eimre, Z. Qiu, Y. Gu, E. Jin, A. Narita, X.-Y. Wang, K. Müllen, P. Ruffieux, C. A. Pignedoli and R. Fasel, *Nat. Synth.*, 2022, **1**, 289–296.
- 19 M. Di Giovannantonio, Z. Qiu, C. A. Pignedoli, S. Asako, P. Ruffieux, K. Müllen, A. Narita and R. Fasel, *Nat. Commun.*, 2024, **15**, 1910.
- 20 D. Hollas and B. F. E. Curchod, *J. Phys. Chem. A*, 2024, **128**, 8580–8590.
- 21 L. Cai, T. Gao and A. T. S. Wee, *Nat. Commun.*, 2024, **15**, 3235.
- 22 N. Merino-Diez, R. Amador, S. T. Stolz, D. Passerone, R. Widmer and O. Gröning, *Adv. Sci.*, 2024, **11**, 2309081.
- 23 G. Catarina, E. Turco, N. Krane, M. Bommert, A. Ortega-Guerrero, O. Gröning, P. Ruffieux, R. Fasel and C. A. Pignedoli, *Nano Lett.*, 2024, **24**, 12536–12544.
- 24 M. Bommert, B. Schuler, C. A. Pignedoli, R. Widmer and O. Gröning, *Carbon*, 2024, **216**, 118592.
- 25 A. Kinikar, X.-Y. Wang, M. Di Giovannantonio, J. I. Urgel, P. Liu, K. Eimre, C. A. Pignedoli, S. Stolz, M. Bommert, S. Mishra, Q. Sun, R. Widmer, Z. Qiu, A. Narita, K. Müllen, P. Ruffieux and R. Fasel, *ACS nanosci. Au.*, 2024, **4**, 128–135.
- 26 P. Kraus, E. Bainglass, F. F. Ramirez, E. Svaluto-Ferro, L. Ercole, B. Kunz, S. P. Huber, N. Plainpan, N. Marzari, C. Battaglia and G. Pizzi, *J. Mater. Chem. A*, 2024, **12**, 10773–10783.
- 27 C. Zhao, D. D. Bhagwandin, W. Xu, P. Ruffieux, S. I. Khan, C. A. Pignedoli, R. Fasel and Y. Rubin, *J. Am. Chem. Soc.*, 2024, **146**, 2474–2483.
- 28 C. Zhao, Q. Huang, L. c. v. Valenta, K. Eimre, L. Yang, A. V. Yakutovich, W. Xu, J. Ma, X. Feng, M. Juríček, R. Fasel, P. Ruffieux and C. A. Pignedoli, *Phys. Rev. Lett.*, 2024, **132**, 046201.
- 29 X. Xu, A. Kinikar, M. Di Giovannantonio, C. A. Pignedoli, P. Ruffieux, K. Müllen, R. Fasel and A. Narita, *Precis. Chem.*, 2024, **2**, 81–87.
- 30 N. Bassi, X. Xu, F. Xiang, N. Krane, C. A. Pignedoli, A. Narita, R. Fasel and P. Ruffieux, *Commun. Chem.*, 2024, **7**, 274.
- 31 F. Xiang, Y. Gu, A. Kinikar, N. Bassi, A. Ortega-Guerrero, Z. Qiu, O. Gröning, P. Ruffieux, C. A. Pignedoli, K. Müllen and R. Fasel, *Nat. Chem.*, 2025, **17**, 1356–1363.
- 32 R. S. Nielsen, A. L. Álvarez, Y. Tamm, G. Gurieva, A. Ortega-Guerrero, J. Breternitz, L. Bastonero, N. Marzari, C. A. Pignedoli, S. Schorr and M. Dimitrievska, *Adv. Opt. Mater.*, 2025, **13**, e00915.
- 33 O. Deniz, C. Sánchez-Sánchez, Q. Chen, P. Shinde, C. A. Pignedoli, J. Liu, X. Feng, A. Narita, K. Müllen, R. Fasel, D. Passerone and P. Ruffieux, *Carbon*, 2025, **243**, 120610.
- 34 L. Bobzien, J. Allerbeck, N. Krane, A. Ortega-Guerrero, Z. Wang, D. E. C. Figueroa, C. Dong, C. A. Pignedoli, J. A. Robinson and B. Schuler, *Phys. Rev. Lett.*, 2025, **134**, 076201.
- 35 F. Xiang, A. Kinikar, M. Mühlinghaus, N. Bassi, C. A. Pignedoli, K. Müllen, R. Fasel and P. Ruffieux, *J. Am. Chem. Soc.*, 2025, **147**, 4930–4936.
- 36 F. Paschke, L.-A. Lieske, F. Albrecht, C. J. Chen, J. Repp and L. Gross, *ACS Nano*, 2025, **19**, 2641–2650.
- 37 K. Eimre, A. V. Yakutovich and C. A. Pignedoli, *AiiDALab on surface chemistry*, <https://github.com/nanotech-empa/aaidalab-empa-surfaces.git>, 2025, Accessed: 2025-12-08.
- 38 N. Oinonen, A. V. Yakutovich, A. Gallardo, M. Ondráček, P. Hapala and O. Krejčí, *Comput. Phys. Commun.*, 2024, **305**, 108000.

- 109341.
- 39 X. Wang, E. Bainglass, M. Bonacci, A. Ortega-Guerrero, L. Bastonero, M. Bercx, P. Bonfà, R. D. Renzi, D. Du, P. N. O. Gillespie, M. A. Hernández-Bertrán, D. Hollas, S. P. Huber, E. Molinari, I. J. Onuorah, N. Paulish, D. Prezzi, J. Qiao, T. Reents, C. J. Sewell, I. Timrov, A. V. Yakutovich, J. Yu, N. Marzari, C. A. Pignedoli and G. Pizzi, *arXiv*, 2025, preprint arXiv:2507.19670.
 - 40 M. D. Wilkinson, M. Dumontier, I. J. Aalbersberg, G. Appleton, M. Axton, A. Baak, N. Blomberg, J.-W. Boiten, L. B. da Silva Santos, P. E. Bourne *et al.*, *Sci. Data*, 2016, **3**, 1–9.
 - 41 IPCC, *2019 Refinement to the 2006 IPCC Guidelines for National Greenhouse Gas Inventories*, 2019, <https://www.ipcc-nggip.iges.or.jp/public/2019rf/index.html>, Accessed: 2025-12-08.
 - 42 A. Ganesan, A. Manning, O. Barrigar, H. Bovensmann, G. Brailsford, D. Brunner, B. Bukosa, D. Chan, E. Chan, Y. Chen, P. DeCola, B. Dunse, B. Ellerhoff, L. Emmenegger, A. Fix, A. Geddes, C. Gerbig, S. Henne, J. Herner, J. Hong, S. Houweling, L. Hu, H. Imhof, M. Ishizawa, A. Kaiser-Weiss, E. Keller, D. Kennett, R. Kiese, J. Kim, S. Kim, P. Krummel, D. Kubistin, S. E. Mikaloff Fletcher, C. Mielke, J. Miller, S. Moore, J. Müller-Williams, M. Neish, S. Nichol, S. O'Doherty, J. Pitt, A. Redington, S. Reimann, C. Scheer, D. Smale, M. Steinbacher, S. Smyth, K. Stanley, C. Trudinger, A. Vijayan, F. Vogel, M. K. Vollmer, A. Wenger, D. Worthy and D. Young, *Integrated Global Greenhouse Gas Information System Good Practice Guidance for Estimating National-scale Greenhouse Gas Emissions using Atmospheric Observations*, 2025, <https://library.wmo.int/idurl/4/69714>, Accessed: 2025-12-08.
 - 43 Atmospheric Modeling and Remote Sensing Empa Group, *AiiDA-FLEXPART*, GitHub repository: <https://github.com/aidadplugins/aida-flexpart>, 2025, Accessed: 2025-12-08.
 - 44 C2SM, *AiiDALab-FLEXPART*, GitHub repository: <https://github.com/C2SM/aidalab-flexpart>, 2025, Accessed: 2025-12-08.
 - 45 A. Stohl, C. Forster, A. Frank, P. Seibert and G. Wotawa, *Atmos. Chem. Phys.*, 2005, **5**, 2461–2474.
 - 46 S. Henne, D. Brunner, B. Oney, M. Leuenberger, W. Eugster, I. Bamberger, F. Meinhardt, M. Steinbacher and L. Emmenegger, *Atmos. Chem. Phys.*, 2016, **16**, 3683–3710.
 - 47 FOEN, *Switzerland's greenhouse gas inventory 1990-2022. National Inventory Document. Submission of April 2024 under the United Nations Framework Convention on Climate Change and under the Kyoto Protocol*, 2024, <https://unfccc.int/documents/637871>, <https://unfccc.int/documents/637871>.
 - 48 B. Ervens, A. Rickard, B. Aumont, W. P. L. Carter, M. McGillen, A. Mellouki, J. Orlando, B. Picquet-Varraut, P. Seakins, W. Stockwell, L. Vereecken and T. Wallington, *EGUsphere*, 2024, **2024**, 1–35.
 - 49 C. Mapelli, J. K. Donnelly, U. E. Hogan, A. R. Rickard, A. T. Robinson, F. Byrne, C. R. McElroy, B. F. E. Curchod, D. Hollas and T. J. Dillon, *Atmos. Chem. Phys.*, 2023, **23**, 7767–7779.
 - 50 M. E. Jenkin, J. C. Young and A. R. Rickard, *Atmos. Chem. Phys.*, 2015, **15**, 11433–11459.
 - 51 B. F. E. Curchod and A. J. Orr-Ewing, *J. Phys. Chem. A*, 2024, **128**, 6613–6635.
 - 52 D. Weininger, *J. Chem. Inf. Comput. Sci.*, 1988, **28**, 31–36.
 - 53 A. Prlj, E. Marsili, L. Hutton, D. Hollas, D. Shchepanovska, D. R. Glowacki, P. Slavíček and B. F. E. Curchod, *ACS Earth Space Chem.*, 2022, **6**, 207–217.
 - 54 F. Neese, *Wiley Interdiscip. Rev. Comput. Mol. Sci.*, 2012, **2**, 73–78.
 - 55 P. Zarabadi-Poor, D. Hollas and S. Huber, *pzarabadip/aiaidorca: Release v0.7.0*, Zenodo, 2023, <https://doi.org/10.5281/zenodo.7955223>.
 - 56 E. Svaluto-Ferro, G. Kimbell, Y. Kim, N. Plainpan, B. Kunz, L. Scholz, R. Läubli, M. Becker, D. Reber, P. Kraus, R.-S. Kühnel and C. Battaglia, *Batteries & Supercaps*, 2025, **8**, e202500155.
 - 57 Empa, *Materials for Energy Conversion Laboratory, aiiDALab-aurora*, GitHub repository: <https://github.com/EmpaEconversion/aiaidalab-aurora>, 2025, Accessed: 2025-12-08.
 - 58 Peter Kraus, Alexandre Gbocho, Loris Ercole and Graham Kimbell, *tomato: au-tomation without pain!*, GitHub repository: <https://github.com/EmpaEconversion/tomato>, 2025, Accessed: 2025-12-08.
 - 59 Peter Kraus, Nicolas Vetsch, Carla Terboven, *YADG: yet another datagram*, GitHub repository: <https://github.com/EmpaEconversion/yadg>, 2025, Accessed: 2025-12-08.
 - 60 P. Kraus, N. Vetsch and C. Battaglia, *Open Source Softw.*, 2022, **7**, 4166.
 - 61 A. Bauch, I. Adamczyk, P. Buczek, F.-J. Elmer, K. Enimanev, P. Glyzowski, M. Kohler, T. Pylak, A. Quandt, C. Ramakrishnan, C. Beisel, L. Malmström, R. Aebersold and B. Rinn, *BMC Bioinform.*, 2011, **12**, 468.
 - 62 C. Pignedoli, A. Yakutovich, K. Eimre, O. Schütt, L. Talirz, C. W. Andersen, dpasserone and fabioacl, *nanotech-empa/aiaidalab-empa-surfaces: v1.0.0b20*, <https://zenodo.org/records/14852825>.
 - 63 AiiDALab Team, *AiiDALab-ELN*, GitHub repository: <https://github.com/aiaidalab/aiaidalab-eln>, 2025, Accessed: 2025-12-08.
 - 64 J. Lass, H. Jacobsen, K. M. L. Krihaar, D. Graf, F. Groitl, F. Herzog, M. Yamada, C. Kägi, R. A. Müller, R. Bürge, M. Schild, M. S. Lehmann, A. Bollhalder, P. Keller, M. Bartkowiak, U. Filges, U. Greuter, G. Theidel, H. M. Rønnow, C. Niedermayer and D. G. Mazzone, *Rev. Sci. Instrum.*, 2023, **94**, 023302.
 - 65 J. Lass, *MJOLNIR: v1.3.3*, Zenodo, <https://doi.org/10.5281/zenodo.13772982>.
 - 66 M. Bonacci, G. Pizzi, J. Lass and D. G. Mazzone, *LNS-app*, <https://github.com/mikibonacci/LNS-app>, 2025, Accessed: 2025-12-08.
 - 67 A. Kaestner, S. Hartmann, G. Kühne, G. Frei, C. Grünzweig,

- L. Josic, F. Schmid and E. Lehmann, *Nucl. Instrum. Methods Phys. Res. A*, 2011, **659**, 387–393.
- 68 Aaron Culich, Carol Willing, Chris Holdgraf, Erik Sundell, Ryan Lovett, Yuvi Panda, Laurent Goderre, *Zero to Jupyter-Hub with Kubernetes*, <https://github.com/jupyterhub/zero-to-jupyterhub-k8s>, 2025, Accessed: 2025-12-08.
- 69 T. D. Kühne, M. Iannuzzi, M. Del Ben, V. V. Rybkin, P. Seewald, F. Stein, T. Laino, R. Z. Khaliullin, O. Schütt, F. Schiffmann, D. Golze, J. Wilhelm, S. Chulkov, M. H. Bani-Hashemian, V. Weber, U. Borštnik, M. TAILLEFUMIER, A. S. Jakobovits, A. Lazzaro, H. Pabst, T. Müller, R. Schade, M. Guidon, S. Andermatt, N. Holmberg, G. K. Schenter, A. Hehn, A. Bussy, F. Belleflamme, G. Tabacchi, A. Glöf, M. Lass, I. Bethune, C. J. Mundy, C. Plessl, M. Watkins, J. Van-deVondele, M. Krack and J. Hutter, *J. Chem. Phys.*, 2020, **152**, 194103.
- 70 A. P. Thompson, H. M. Aktulga, R. Berger, D. S. Bolintineanu, W. M. Brown, P. S. Crozier, P. J. In't Veld, A. Kohlmeyer, S. G. Moore, T. D. Nguyen *et al.*, *Comput. Phys. Commun.*, 2022, **271**, 108171.
- 71 Nicola Marzari, Giovanni Pizzi, *Electronic-Structure Simulations for User Communities at Large-Scale Facilities*, <https://indico.psi.ch/event/17436/>, 2025, Accessed: 2025-12-08.
- 72 AiiDALab Team, *AiiDALab Demo Server*, <https://demo.aiidalab.io>, 2025, Accessed: 2025-12-08.
- 73 P. Giannozzi, S. Baroni, N. Bonini, M. Calandra, R. Car, C. Cavazzoni, Davide Ceresoli, G. L. Chiarotti, M. Cococcioni, I. Dabo, A. D. Corso, S. d. Gironcoli, S. Fabris, G. Fratesi, R. Gebauer, U. Gerstmann, C. Gougoussis, Anton Kokalj, M. Lazzeri, L. Martin-Samos, N. Marzari, F. Mauri, R. Mazzarelli, Stefano Paolini, A. Pasquarello, L. Paulatto, C. Sbraccia, S. Scandolo, G. Sclauzero, A. P. Seitsonen, A. Smogunov, P. Umari and R. M. Wentzcovitch, *J. Phys. Condens. Matter*, 2009, **21**, 395502.
- 74 P. Giannozzi, O. Andreussi, T. Brumme, O. Bunau, M. B. Nardelli, M. Calandra, R. Car, C. Cavazzoni, D Ceresoli, M. Cococcioni, N. Colonna, I. Carnimeo, A. D. Corso, S. d. Gironcoli, P. Delugas, R. A. D. Jr, A Ferretti, A. Floris, G. Fratesi, G. Fugallo, R. Gebauer, U. Gerstmann, F. Giustino, T. Gorni, J. Jia, M. Kawamura, H-Y Ko, A. Kokalj, E. Küçükbenli, M. Lazzeri, M. Marsili, N. Marzari, F. Mauri, N. L. Nguyen, H.-V. Nguyen, A Otero-de-la-Roza, L. Paulatto, S. Poncé, D. Rocca, R. Sabatini, B. Santra, M. Schlipf, A. P. Seitsonen, A. Smogunov, I Timrov, T. Thonhauser, P. Umari, N. Vast, X. Wu and S. Baroni, *J. Phys. Condens. Matter*, 2017, **29**, 465901.
- 75 AiiDALab Team, *AiiDALab Launch*, GitHub repository: <https://github.com/aiidalab/aiidalab-launch>, 2025, Accessed: 2025-12-08.
- 76 D. Merkel, *Linux journal*, 2014, **2014**, 2.
- 77 AiiDALab Team, *AiiDALab Deployment Guide*, <https://aiidalab.readthedocs.io/en/latest/admin/index.html>, 2025, Accessed: 2025-12-08.
- 78 AiiDALab Team, *Docker Stack for AiiDALab*, GitHub repository: <https://github.com/aiidalab/aiidalab-docker-stack>, 2025, Accessed: 2025-12-08.
- 79 *Jupyter Docker Stacks*, GitHub repository: <https://github.com/jupyter/docker-stacks>, 2025, Accessed: 2025-12-08.