

# LLM-I2I: Boost Your Small Item2Item Recommendation Model with Large Language Model

Yinfu Feng<sup>1\*</sup>, Yanjing Wu<sup>1\*</sup>, Rong Xiao<sup>1</sup>, Xiaoyi Zeng<sup>1</sup>

<sup>1</sup> Alibaba Group

Hangzhou, Zhejiang, China

fyf200502@gmail.com, qinge.wyj@alibaba-inc.com, {xiaorong.xr, yuanhan}@taobao.com

## Abstract

Item-to-Item (I2I) recommendation models have become a cornerstone of many real-world recommendation systems owing to their great scalability, real-time recommendation capabilities, and relatively high recommendation quality. To improve their performance, there are two main research directions: 1) model-centric methods, update these small and shallow models into deeper models, and 2) data-centric methods, refine or synthesize much more high-quality data. The former approaches would introduce risks related to model changes, computation resource utilization, and online response times. In contrast, the latter approaches, which do not alter the models, avoid increases in online deployment and service resource requirements, making it more cost-effective in practice applications. However, data sparsity and noise problems often affect their performance. In light of this, we pay attention to data-centric methods in this paper and propose a Large Language Models enhanced Item-to-Item method (**LLM-I2I**) to overcome data sparsity and noise problems. Specifically, we first learn an LLM-based data generator with user historical behavior data to synthesize some user-item interaction data, especially for long-tail items, to alleviate the data sparsity problem in the originally collected data. Then, we build an LLM-based data discriminator to filter out weak or noisy user-item interactions, refining the collected and synthetic data. After that, the refined real and synthetic data are fused for training I2I models. To evaluate the proposed LLM-I2I, we apply it to various I2I models and compare their performance on industrial and academic datasets (*i.e.* AEDS and ARD). Experimental results indicate that LLM-I2I can significantly improve recommendation results, especially for long-tail items. In addition, deploying LLM-I2I to a large-scale cross-border e-commerce platform leads to 6.02% and 1.22% improvements over the existing I2I-based model in terms of recall number (RN) and gross merchandise value (GMV), respectively.

## Introduction

Item-to-item (I2I) recommendation algorithms have become fundamental components in modern recommendation systems across various domains, including e-commerce, news, and video platforms (Linden, Smith, and York 2003; Garcin

et al. 2012; Chen et al. 2017; Bell and Koren 2007; Islam et al. 2021). These systems typically operate in two stages: offline model training and online recommendation generation. During the offline phase, the system analyzes user-item interactions (e.g., clicks, purchases) to establish item<sup>1</sup> similarity relationships. In the online phase, these relationships enable real-time personalized recommendations by matching user-interacted items with similar candidates. Unlike the popular deep-model-based recommendation algorithms, these lightweight and smaller I2I recommendation models require minimal offline and online computing resources. These characteristics make them particularly valuable for resource-constrained scenarios and large-scale applications. Despite the emergence of numerous advanced recommendation algorithms, I2I models maintain their practical significance in industrial systems, warranting continued research and optimization efforts.

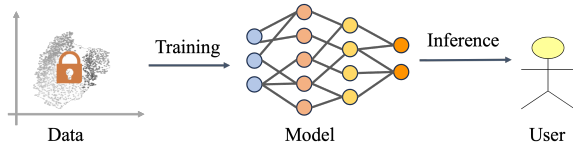
I2I model enhancement primarily follows two research directions (Figure 1): model-centric and data-centric methods (Yin et al. 2024). Model-centric methods focus on developing deeper architectures to improve recommendation capabilities (Xue et al. 2019), often at the cost of increased computational requirements. In contrast, data-centric methods employ various augmentation techniques to enhance training data quality and diversity (Sun et al. 2024). These methods offer distinct advantages: minimally impact online computational resources, require no modifications to existing models, maintain real-time response capabilities, and provide cost-effective implementation. Given these benefits, we focus on data-centric methods, particularly preserving existing system infrastructure and real-time performance.

Data-centric approaches can be classified into heuristic-based and model-based methods (Dang et al. 2024). Heuristic-based techniques employ predefined rules or random operations for data augmentation, generating new samples by modifying existing data patterns without requiring model training (Tan, Xu, and Liu 2016; Zhou et al. 2023). In contrast, model-based methods utilize trainable augmentation modules that learn to generate data according to specific objectives or constraints. This ability to incorporate targeted

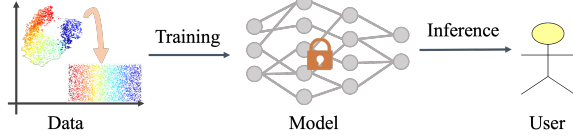
\*These authors contributed equally.

Copyright © 2026, Association for the Advancement of Artificial Intelligence (www.aaai.org). All rights reserved.

<sup>1</sup>In e-commerce, we refer to a product as a unique document, often using the terms "document" or "item" when there is no confusion.



(a) Model-centric optimization: Refining recommendation model architecture and learning algorithms.



(b) Data-centric optimization: Enhance data quality, feature engineering and user behavior modeling.

Figure 1: A comparative illustration of model-centric vs. data-centric approaches in recommendation system optimization.

learning objectives makes model-based approaches generally more effective than their competitors.

Model-based data augmentation approaches can be divided into three groups: *Sequence Extension and Refining*, *Sequence Generation*, and *LLM-Based Augmentation* (Dang et al. 2024). *Sequence Extension and Refining* focuses on enhancing individual user behavior sequences through prediction or decision modules. *Sequence Generation* aims to understand and replicate the overall data distribution by generating new data points within learned latent spaces or capturing underlying data patterns. *LLM-Based Augmentation* combines human-provided instructions with LLM’s world knowledge to generate enhanced data. This method has demonstrated effectiveness in various recommendation scenarios. For instance, LLM-CF (Sun et al. 2024) advances this approach through synthesized In-Context COT datasets. Despite significant advancements, LLM-based augmentation still faces the following issues:

**Sparsity Problem.** In the realm of e-commerce recommender systems, data sparsity poses a significant challenge, particularly for long-tail items. These items are often difficult to recommend due to historical user-item interaction records scarcity. To address this issue, Wang et al. proposed a prompt construction method, which has shown some efficacy in alleviating the issue. However, this method is primarily limited to small-scale cold-start items. It is unsuited for real-world recommendation systems that handle tens of millions of long-tail items. Moreover, while content-based recommendation methods can aid in suggesting long-tail items, their effectiveness is constrained by the limitations of traditional shallow or deep algorithmic models.

**Noise Problem.** In many real-world applications, the datasets used for training algorithmic models are often complex and require careful preprocessing. Specifically, in e-commerce recommendation systems, user-item interaction data can be noisy and messy. For example, users may accidentally click on items, leading to spurious interaction records. Training an I2I recommendation model solely on

raw user-click data without proper filtering can result in inaccurate recommendations. While LLM-based data augmentation methods can increase the volume of training data, they may also introduce inaccuracies. According to Wang et al., relying solely on synthetic data for training without appropriate filtering can diminish the effectiveness of recommendations. Therefore, it is crucial to carefully design data augmentation and filtering strategies to balance the trade-off between data quantity and quality, especially when dealing with long-tail items and cold-start problems in recommendation systems.

To address these problems, we propose a method named **Large Language Models enhanced Item-to-Item (LLM-I2I)**. Our main contribution can be summarized as follows:

- A new LLM-enhanced I2I model (LLM-I2I) has been proposed and has made significant progress in enhancing the widely used traditional I2I models.
- Unlike existing works that often overlook the combination of data generation and selection, LLM-I2I integrates an LLM-based data generator with a data discriminator to address data sparsity and noise issues effectively.
- Extensive experiments conducted on industry and academic datasets show that LLM-I2I significantly enhances the performance of various existing I2I models. Additionally, we successfully deployed the proposed LLM-I2I on a large-scale online e-commerce platform (i.e., AliExpress.com), obtaining 6.02% and 1.22% improvements in recall number (RN) and gross merchandise value (GMV) separately, highlighting its practical and commercial value.

## Related Work

With the increasing research and application of LLMs, **Large Language Model Enhanced Recommender Systems (LLM-ERS)** has gained considerable attention recently (Liu et al. 2024b). Traditional recommender systems can be enhanced using LLMs by aiding in training or generating synthetic data without LLM inference during online services. Existing LLM-ERS can be categorized into three main groups: *Model Enhancement*, *Knowledge Enhancement*, and *Interaction Enhancement*. Model-enhanced LLM-ERS captures the semantic information and feeds it into the **Recommendation System (RS)** model (Li et al. 2023; Wang et al. 2024b). Knowledge-enhanced LLM-ERS utilize LLMs to generate text descriptions about users and items. These descriptions are then used in recommendation system models as additional inputs for feature extraction (Liu et al. 2024a; Luo et al. 2024). Interaction-enhanced LLM-ERS refines and generates interactions between users and items to tackle data sparsity and noise challenges (Huang et al. 2024; Wang et al. 2024a). Current data augmentation methods primarily focus on either data generation or data selection. However, they often neglect the integration of both strategies and fail to address potential noise issues in generated data. Unlike existing works, our proposed LLM-I2I integrates an LLM-based data generator with a data discriminator to effectively address data sparsity and noise issues.

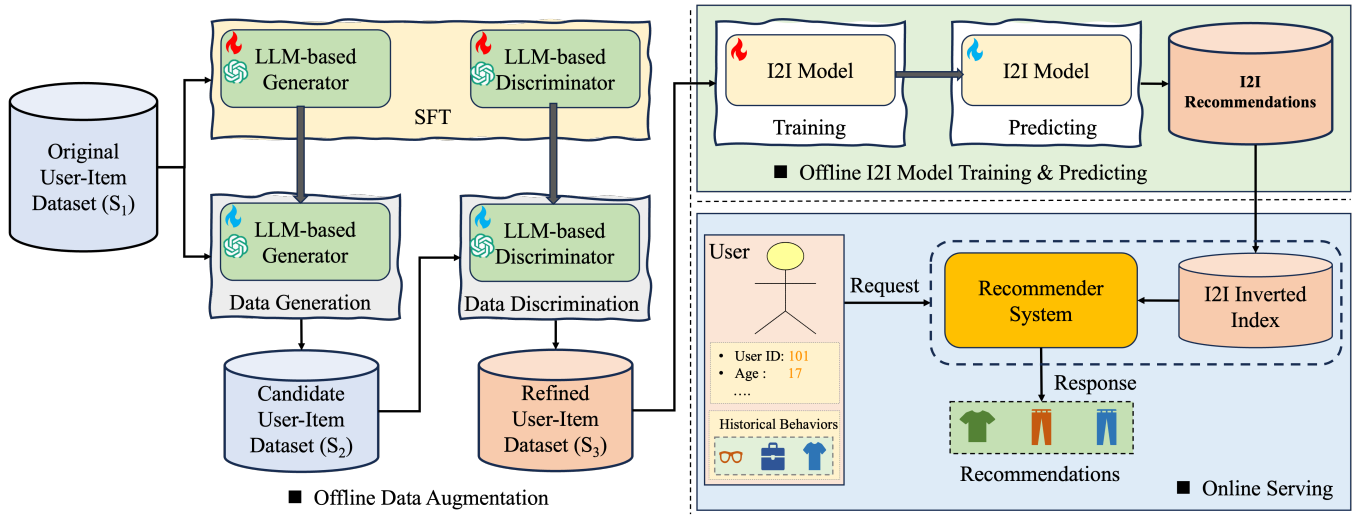


Figure 2: The framework of our proposed LLM-I2I.

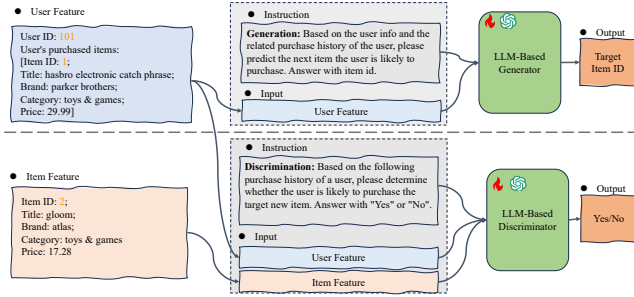


Figure 3: Supervised Fine-Tuning (SFT) of the LLM-based generator and discriminator.

Furthermore, as demonstrated in the experimental section of this paper, denoising the generated data is crucial.

## Proposed Methodology

Given a user  $u_i \in \mathcal{U}$  with historical behavior records (e.g. the clicked or purchased item sequence)  $\mathcal{Y}_{u_i}^t = \{Y_{u_i}^1, \dots, Y_{u_i}^t\}$  at time  $t$ , the objective of recommender systems is to generate recommendations  $\mathcal{Y}_{u_i}^{t+1} = \{Y_{u_i}^{t+1}, \dots, Y_{u_i}^{t+m}\}$  to match the user's preference. To overcome the data sparsity problem, we need to learn an LLM-based generator parameterized by  $\Theta_g$  with user features that are denoted as  $\mathbf{X}_{u_i}$  and a specific prompt instruction  $\mathcal{P}_g$ . Here, the user features consist of two parts: the static information (i.e. the user ID and profile information)  $\mathbf{X}_{u_i}^s$  and the dynamic information (i.e. historical behavior records)  $\mathbf{X}_{u_i}^h$ . To refine the data, we learn an LLM-based discriminator parameterized by  $\Theta_d$  with the user features  $\mathbf{X}_{u_i}$ , and the item features  $\mathbf{X}_{y_j}$ , where  $y_j \in \mathcal{I}_{u_i}$  denotes the evaluated item, and a specific prompt instruction  $\mathcal{P}_d$ .

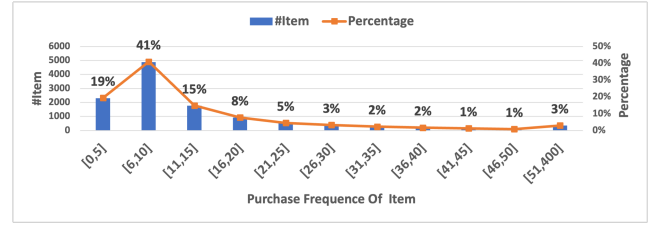


Figure 4: Data distribution in ARD Toys And Games dataset.

### LLM-based Data Generator

Recently, LLMs have been known for their powerful natural language understanding and explanation generation abilities. However, directly using these pre-trained LLMs as data generators may not be optimal since these models are trained with general datasets, which may differ from a specific dataset, and their domain adaptability needs strengthening, especially in the e-commerce scenario. To this end, we adopt the Supervised Fine-Tuning (SFT) technique to learn a LLM-based data generator. As shown in Figure 3, given a well-designed generation prompt instruction  $\mathcal{P}_g$  and the corresponding user features  $\mathbf{X}_{u_i}$  as input, the LLM-based generator try to predict the target item ID that the user may prefer. Therefore, the SFT process can be formulated as below:

$$\begin{aligned} \mathcal{L}_g &= \sum_{u_i \in \mathcal{U}} \sum_{t=1}^T \text{loss}(Y_{u_i}^{t+1} | \mathcal{P}_g, \mathbf{X}_{u_i}; \Theta_g) \\ &= \sum_{u_i \in \mathcal{U}} \sum_{t=1}^T \text{loss}(Y_{u_i}^{t+1} | \mathcal{P}_g, (\mathbf{X}_{u_i}^s, \mathbf{X}_{u_i}^h); \Theta_g) \end{aligned} \quad (1)$$

where  $\text{loss}(\cdot)$  is the loss function of LLMs, and  $T$  equals the length of the user's historical behaviour records.

As we know, user behaviour data has a significant long-tail distribution characteristic in the e-commerce scenario. In

Figure 4, we can see that nearly 20% of items have no more than five purchases in the Toys And Games of Amazon Review Dataset (ARD). In other words, these products rarely co-occur with other items. Thus, the classic I2I algorithms struggle to calculate the similarity between them and other items in such a data sparsity scenario and even fail to generate recommendations for these long-tail items. To overcome this problem, we propose a long-tail aware loss function to focus on learning the underlying patterns of long-tail items and improve the data generation ability of the LLM-based generator for long-tail items. We reformulate the objective function as below:

$$\mathcal{L}_g = \sum_{u_i \in \mathcal{U}} \sum_{t=1}^T \mathbf{w}_{u_i}^{t+1} \text{loss}(Y_{u_i}^{t+1} | \mathcal{P}_g, (\mathbf{X}_{u_i}^s, \mathbf{X}_{u_i}^{h^t}); \Theta_g)$$

$$s.t. \quad \mathbf{w}_{u_i}^{t+1} = \begin{cases} \alpha & \text{if } Y_{u_i}^{t+1} \text{ is the long-tail item,} \\ \beta & \text{otherwise.} \end{cases} \quad (2)$$

where  $\alpha$  and  $\beta$  are two hyper-parameters for long-tail items and no-long-tail items, separately. The greater value of  $\alpha$  than  $\beta$  could encourage the LLM-based generator to generate long-tail items as much as possible. We set  $\alpha = 4.0$  and  $\beta = 1.0$  in our experiments.

After training an LLM-based data generator, we feed it with the original user historical behavior data to synthesize a sequence of user-item interactions for each user. Then, we combine the original and synthesized user-item interactions into a candidate user-item dataset, as shown in Figure 2.

### LLM-based Data Discriminator

In previous studies, after data synthesis, it was directly or just filtered with certain rules made manually by experts and then used for subsequent algorithm model training. This simple processing approach is prone to two significant issues. Firstly, the quality of the synthetic data remains uncertain, and its direct incorporation into the training dataset may introduce noisy data, adversely affecting the model’s training efficacy. Secondly, the distribution of the synthetic data may deviate from that of the original real data. Such a distribution drift can result in degrading the trained model’s performance. To investigate these two issues, we evaluated the performance of a widely applied industrial I2I model named Swing (Yang et al. 2020) with different confidence levels (which were measured by a well-trained LLM-based discriminator) of training data and different recall numbers of synthesized user-item interactions for each user. We get two valuable experimental conclusions from Figure 5a. First, the higher the confidence level of the synthesized data, the better the training model will be. Thus, performing a data evaluation and selection on these synthesized data is very necessary. Second, as the amount of synthesized data increases, the performance of the training model will first increase and then decrease, which means that as the distribution of training data changes, the model performance may be worse.

To this end, we learn an LLM-based data discriminator to filter low-quality user-item interactions in synthesized data while maintaining high-quality training data, as illustrated

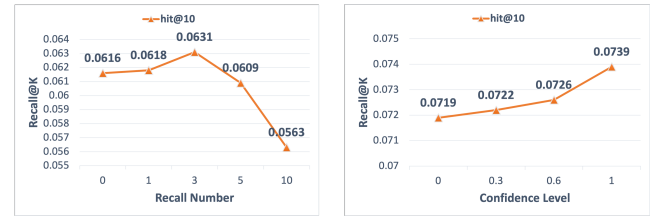
in Figure 2. The SFT processing for training the proposed discriminator can be formally expressed as below:

$$\mathcal{L}_d = \sum_{u_i \in \mathcal{U}} \sum_{Y^k \in \mathcal{Y}_{u_i}^+ \cup \mathcal{Y}_{u_i}^-} \text{loss}(\text{sgn}(u_i, Y^k) | \mathcal{P}_d, \mathbf{X}_{u_i}, \mathbf{X}_{Y^k}; \Theta_d)$$

$$s.t. \quad \text{sgn}(u_i, Y^k) = \begin{cases} 1 & \text{if } Y^k \in \mathcal{Y}_{u_i}^+, \\ 0 & \text{otherwise.} \end{cases} \quad (3)$$

where  $\mathcal{Y}_{u_i}^+$  and  $\mathcal{Y}_{u_i}^-$  denote the sets of positive and negative interaction items for user  $u_i$ , respectively. Specifically,  $\mathcal{Y}_{u_i}^+$  consists of the observed user-item interactions for  $u_i$ , while  $\mathcal{Y}_{u_i}^-$  is constructed through random global negative sampling for  $u_i$ . Additionally,  $\mathbf{X}_{Y^k}$  is the feature representation of item  $Y^k$ .

With a learned LLM-based discriminator, both the label and the corresponding probability, which reflects the confidence level, can be obtained. Figure 5b illustrates the improvement in Swing when utilizing LLM-based generator outputs with varying confidence levels as synthetic data. The indicator Recall@10 is enhanced as the confidence level increases. This indicates that higher-quality augmented data leads to more accurate results.



(a) The influence of recall number on the LLM-based generator.

(b) The effect of confidence level on the LLM-based discriminator.

Figure 5: Recall@K under different settings for the LLM-based generator and discriminator.

### Data Augmentation

Once the LLM-based generator and discriminator have been fine-tuned, the former is employed to generate new data, while the latter is used to filter the data. The high-quality user-item pairs identified through this process are retained as the final synthetic data to enhance the I2I model. In recommendation systems, users’ recent behaviours exert a stronger influence than their past behaviours (Lv et al. 2019). Additionally, selecting relevant sequences as input is critical due to the input length constraints of large language models. LLM-I2I utilizes each user’s most recent ten user-item interactions as input during prediction to address this.

The items generated by the LLM-based generator are treated as target items. The LLM-based discriminator evaluates these items by considering the user’s historical behaviours and preferences to predict whether the user will interact with them. The synthetic data used to train the I2I model comprises all predictions from the LLM-based gen-

erator that the discriminator classifies as "Yes" with a confidence score of 1.0. This enhanced data is then combined with the original data, which contains real user behaviours, to form the final refined training dataset for subsequent I2I model training, as illustrated in Figure 2.

### Online Serving

Based on the refined training dataset, we adhere to the conventional I2I training and prediction pipeline to perform offline model training and generate similar product recommendations, as illustrated in Figure 2. These recommendations are transformed into an I2I inverted index to enable real-time online responses—a high-performance lookup table composed of (*Item\_ID*, *Recommendation\_Items*) pairs. In order to ensure rapid retrieval and manage the index size within the recommender system, only the top  $K$  recommendation items are retained and stored in the engine.

When delivering recommendation services to a user, the system first queries the top  $M$  item IDs corresponding to the user’s most recent interactions. These IDs are then used to fetch recommendation results from the inverted index. Then, about  $M \times K$  retrieved results are aggregated, ranked, and forwarded to the subsequent ranking pipeline for further refinement. Ultimately, the highest-ranked items are selected and presented to the user.

## Experimental Setup

### Datasets

We evaluated our approach on a publicly available academic dataset (Amazon Review Dataset, ARD) and a proprietary industrial dataset (AliExpress Dataset, AEDS). Detailed statistics for both datasets are provided in Table 1.

**ARD**<sup>2</sup> is one of the most widely adopted public recommendation benchmarks, containing comprehensive user and item information, as well as user reviews for purchased items across diverse Amazon categories. Following the work (Sun et al. 2024), we use the same three categories (*i.e.* *Beauty*, *Sports and Outdoors*, and *Toys and Games*) in our experiments. Additionally, to validate the effectiveness of LLM-I2I in addressing data sparsity, we sorted the items in each dataset by purchase frequency in descending order. Then we identified the bottom 20% as long-tail items.

**AEDS** is a billion-scale industrial dataset collected from AliExpress.com<sup>3</sup>, a large-scale e-commerce B2C retail platform. The training set is constructed by chronologically organizing samples over a 90-day period. For the validation and test sets, one million users are randomly selected from the samples of the following day. A detailed analysis reveals that nearly 25% of the items in AEDS were clicked only once, classifying them as long-tail items. This subset evaluates whether LLM-I2I can effectively mitigate data sparsity challenges in large-scale recommendation systems.

<sup>2</sup><https://jmcauley.ucsd.edu/data/amazon/links.html>

<sup>3</sup>AliExpress.com is the official platform of AliExpress, a leading global B2C cross-border e-commerce retail platform under the Alibaba Group.

Table 1: Detailed statistics of the datasets. Here, LTI denotes long-tail items.

Dataset	#Users	#Items	# < U, I >	#LTI
Beauty	22,363	12,101	244,338	2,181
Sports And Outdoors	35,598	18,357	367,295	3,286
Toys And Games	35,598	11,924	209,989	2,310
AEDS	209M	68M	10B	16M

### Baseline

The Item-to-Item (I2I) collaborative filtering algorithms can be categorized into five groups: neighborhood-based (Koren, Bell, and Volinsky 2009), matrix factorization-based (Koren, Bell, and Volinsky 2009), deep learning-based (Xue et al. 2019), graph learning-based (Liu et al. 2022) and LLM-enhanced (Sun et al. 2024). LLM-I2I is used as a data augmentation method for one classical algorithm from each category to demonstrate its ability to enhance the performance of diverse I2I algorithms.

**Neighborhood-based** I2I identifies related items by computing similarity distances. The widely-used distance metric function BM25 is selected as the baseline method.

**Matrix factorization-based** methods aim to decompose the user-item interaction/rating matrix into latent representations of users and items. We adopt BPR(Rendle et al. 2012), a model that enhances recommendation accuracy by maximizing the preference distance with items clicked and not clicked by the same user, as the baseline for matrix factorization-based I2I.

**Deep learning-based** I2I retrieval has gained significant attention with the advancement of deep learning techniques. We employ YoutubeDNN (Covington, Adams, and Sargin 2016), a widely-used deep retrieval model, as our backbone.

**Graph learning-based** approaches leverage graph connectivity for recommendations, representing users and items as nodes within a graph. Swing (Yang et al. 2020), a widely adopted I2I retrieval method in industrial recommendation systems, computes item similarity using a bipartite graph.

**LLM-based** methods enhance traditional recommendation systems with large language models (LLMs). Among these, LLM-CF(Sun et al. 2024) is a notable algorithm that improves recommendation performance by identifying similar samples within a constructed In-context Chain-of-Thought (COT) dataset.

### Implementation Details

All experiments were conducted on the Tesla A100 platform using the Adam optimizer. The LLM-based generator and discriminator models were trained with a batch size 16 and a maximum input length of 1024. We employed full-parameter supervised fine-tuning (SFT) with a learning rate 5e-5 and a random seed of 42. We utilized DeepSpeed Zero2 (Rajbhandari et al. 2020) and FlashAttention2 (Dao 2023) to accelerate training. For a fair comparison with LLM-CF<sup>4</sup>, we selected LLama2-7B-Chat as the base LLM

<sup>4</sup><https://github.com/Jeryi-Sun/LLM-CF/tree/main>

Table 2: Performance comparison across three categories of ARD. The highest performance values are highlighted in bold, while the second-best methods are indicated with an asterisk (\*). The performance improvement ratio between LLM-I2I and the No Data Augmentation (No) method is denoted by  $\Delta_p$ .

Backbone	Data Augmentation	Beauty				Sports And Outdoors				Toys And Games			
		Recall@5	Recall@10	NDCG@5	NDCG@10	Recall@5	Recall@10	NDCG@5	NDCG@10	Recall@5	Recall@10	NDCG@5	NDCG@10
BM25	No	0.0060*	0.0209*	0.0025	0.0073*	0.0031*	0.0094*	0.0013*	0.0035*	0.0092*	0.0258	0.0037*	0.0096*
	LLM-CF	0.0059	0.0178	0.0029*	0.0067	0.0026	0.0080	0.0012	0.0029	0.0067	0.0182	0.0032	0.0069
	LLM-I2I	<b>0.0076</b>	<b>0.0210</b>	<b>0.0036</b>	<b>0.0078</b>	<b>0.0040</b>	<b>0.0099</b>	<b>0.0018</b>	0.0035*	<b>0.0111</b>	<b>0.0271*</b>	<b>0.0051</b>	<b>0.0099</b>
	$\Delta_p$	+26.67%	+4.8%	+44.00%	+6.85%	+29.03%	+5.32%	+38.46%	+0.00%	+20.65%	+5.04%	+37.84%	+3.13%
BPR	No	0.0062	0.0131	0.0034	0.0056	0.0049*	0.0092*	0.0026*	0.0040*	0.0074	0.0103	0.0037	0.0046
	LLM-CF	0.0062	0.0134*	0.0034	0.0057*	0.0043	0.0079	0.0024	0.0035	0.0084*	0.0147*	0.0044*	0.0064*
	LLM-I2I	<b>0.0089</b>	<b>0.0184</b>	<b>0.0055</b>	<b>0.0085</b>	<b>0.0068</b>	<b>0.0132</b>	<b>0.0042</b>	<b>0.0062</b>	<b>0.0128</b>	<b>0.0210</b>	<b>0.0071</b>	<b>0.0098</b>
	$\Delta_p$	+43.55%	+40.46%	+61.76%	+51.79%	+38.78%	+43.48%	+61.54%	+55.00%	+72.97%	+103.88%	+91.89%	+113.04%
YoutubeDNN	No	0.0132	0.0241	0.0083*	0.0118*	0.0067	0.0124	0.0040	0.0058	0.0111	0.0194	0.0065	0.0092
	LLM-CF	0.0138*	0.0257*	0.0082	0.0120*	0.0083*	0.0147*	0.0048*	0.0064*	0.0137*	0.0245*	0.0084*	0.0118*
	LLM-I2I	<b>0.0161</b>	<b>0.0281</b>	<b>0.0096</b>	<b>0.0135</b>	<b>0.0092</b>	<b>0.0179</b>	<b>0.0057</b>	<b>0.0084</b>	<b>0.0200</b>	<b>0.0311</b>	<b>0.0124</b>	<b>0.0160</b>
	$\Delta_p$	+21.97%	+16.60%	+15.66%	+14.41%	+37.31%	+44.35%	+42.50%	+44.83%	+80.18%	+60.31%	+90.77%	+73.91%
Swing	No	0.0355*	0.0506*	0.0242*	0.029*	0.0236*	0.0330*	0.0169*	0.0200*	0.0471*	0.0616*	0.0324*	0.0372*
	LLM-CF	0.0326	0.0481	0.0212	0.0262	0.0211	0.0294	0.0135	0.0162	0.0453	0.0679	0.0291	0.0365
	LLM-I2I	<b>0.0379</b>	<b>0.0572</b>	<b>0.0259</b>	<b>0.0321</b>	<b>0.0280</b>	<b>0.0380</b>	<b>0.0196</b>	<b>0.0229</b>	<b>0.0522</b>	<b>0.0739</b>	<b>0.0343</b>	<b>0.0413</b>
	$\Delta_p$	+6.76%	+13.04%	+7.02%	+10.69%	+18.64%	+15.15%	+15.98%	+14.50%	+10.83%	+19.97%	+5.86%	+11.02%

model. For BM25<sup>5</sup>, the parameter  $k$  was set to 20. In BPR<sup>5</sup>, the factor was set to 100. Following the setup of LLM-CF, the random seed for YoutubeDNN<sup>4</sup> was fixed in 2023, with both user and item embedding dimensions set to 64. For Swing<sup>6</sup>, each user was limited to a maximum of 1,000 clicks.

## Evaluation Metrics

We define Recall@K as the recall accuracy for the top K items, while NDCG@K measures the correctness of the ranking order among the retrieved K items. Additionally, six complementary metrics are employed to assess retrieval effectiveness in online A/B testing: RN, L2P, CTR, CVR, GMV, and Latency. RN represents the total number of items retrieved by the recall system. L2P denotes the percentage of users who purchased being exposed to the recommendations. CTR and CVR are abbreviations for click-through rate and conversion rate, respectively. GMV stands for gross merchandise volume, and Latency quantifies the processing time required for retrieval.

## Experimental Results

### Performance Evaluation

Table 2 presents the performance comparison before and after applying LLM-I2I to various I2I algorithms on the ARD dataset. The results demonstrate significant improvements in Recall@5 and Recall@10 across all evaluated algorithms. Among the baseline methods, Swing achieves the highest Recall@10 scores in all ARD categories. LLM-I2I further enhances Swing’s performance, yielding relative improvements of 13.04%, 15.15%, and 19.97% in Recall@10 for the Beauty, Sports, and Toys categories, respectively.

To validate LLM-I2I’s effectiveness, we conduct comparative experiments against LLM-CF, a representative LLM-based enhancement approach. The experimental results consistently show that LLM-I2I outperforms LLM-CF across different I2I algorithms. This performance advantage can

be attributed to the fundamental architectural difference between the two approaches: while LLM-CF employs user-based enhancement, LLM-I2I adopts an item-based strategy. Our findings align with established literature (Deshpande and Karypis 2004), which demonstrates the general superiority of item-based collaborative filtering over user-based approaches.

To further evaluate the practical effectiveness of LLM-I2I in real-world recommendation systems, we conducted extensive experiments on AEDS, a large-scale industrial dataset. As demonstrated in Table 3, LLM-I2I consistently enhances the performance of various I2I algorithms across both Recall@K and NDCG@K metrics. Notably, when applied to Swing, the best-performing offline algorithm, LLM-I2I achieves a remarkable 18.57% and 16.34% improvements in Recall@5 and NDCG@5, respectively. Based on these compelling offline results, we deployed the LLM-I2I-enhanced Swing algorithm as the core I2I indexing component in our production recommendation system.

### Long-tail Item Enhancement

The long-tail effect in recommendation systems manifests when popular items with abundant user interactions dominate recommendations, often at the expense of higher-quality but less popular items. This phenomenon is particularly pronounced in I2I algorithms that rely on implicit feedback. To investigate LLM-I2I’s capability in addressing this challenge, we employ Swing as our baseline algorithm.

As presented in Table 4, LLM-I2I demonstrates consistent improvements in both Recall and NDCG metrics for long-tail items across both academic and industrial datasets. Notably, the performance gains are more substantial on large-scale industrial datasets compared to smaller academic benchmarks. Specifically, on the AEDS dataset, LLM-I2I achieves remarkable improvements of 60.75% and 85.71% in Recall@10 and NDCG@10 for long-tail items, respectively. These results suggest that LLM-I2I’s effectiveness in handling long-tail recommendations scales favorably with dataset size and complexity.

<sup>5</sup><https://github.com/benfred/implicit>

<sup>6</sup><https://www.alibabacloud.com/help/zh/pai/use-cases/improved-swing-similarity-calculation-algorithm>



Table 3: Performance evaluation of LLM-I2I in AEDS.

Backbone	Data Augmentation	Recall@5	Recall@10	Recall@20	Recall@50	Recall@100	Recall@200	NDCG@5	NDCG@10	NDCG@20	NDCG@50	NDCG@100	NDCG@200
BM25	No	0.0504	0.0565	0.0755	0.1034	0.1220	0.1356	0.0337	0.0318	0.0367	0.0423	0.0453	0.0472
	LLM-I2I	<b>0.0556</b>	<b>0.0730</b>	<b>0.0952</b>	<b>0.1288</b>	<b>0.1568</b>	<b>0.1792</b>	<b>0.0355</b>	<b>0.0408</b>	<b>0.0463</b>	<b>0.0530</b>	<b>0.0576</b>	<b>0.0607</b>
	$\Delta_p$	+10.32%	+29.20%	+26.09%	+24.56%	+28.52%	+32.15%	+5.34%	+28.30%	+26.16%	+25.30%	+27.15%	+28.60%
BPR	No	0.0034	0.0049	0.0076	0.0118	0.0165	0.0229	0.0022	0.0027	0.0034	0.0042	0.0049	0.0058
	LLM-I2I	<b>0.0052</b>	<b>0.0095</b>	<b>0.0150</b>	<b>0.0271</b>	<b>0.0403</b>	<b>0.0557</b>	<b>0.0032</b>	<b>0.0046</b>	<b>0.0060</b>	<b>0.0083</b>	<b>0.0105</b>	<b>0.0126</b>
	$\Delta_p$	+52.94%	+93.88%	+97.37%	+129.66%	+144.24%	+143.23%	+45.45%	+70.37%	+76.47%	+97.62%	+114.29%	+117.24%
YoutubeDNN	No	0.0447	0.0594	0.0817	0.1078	0.1264	0.1527	0.0311	0.0367	0.0400	0.0481	0.0510	0.0522
	LLM-I2I	<b>0.0500</b>	<b>0.0721</b>	<b>0.0926</b>	<b>0.1286</b>	<b>0.1455</b>	<b>0.1829</b>	<b>0.0332</b>	<b>0.0410</b>	<b>0.0483</b>	<b>0.0542</b>	<b>0.0618</b>	<b>0.0639</b>
	$\Delta_p$	+11.86%	+21.38%	+13.34%	+19.29%	+15.11%	+19.78%	+6.75%	+11.72%	+20.75%	+12.68%	+21.18%	+22.41%
Swing	No	0.0490	0.0664	0.0907	0.1198	0.1396	0.1622	0.0361	0.0417	0.0478	0.0535	0.0568	0.0599
	LLM-I2I	<b>0.0581</b>	<b>0.0785</b>	<b>0.1033</b>	<b>0.1361</b>	<b>0.1618</b>	<b>0.1861</b>	<b>0.0420</b>	<b>0.0485</b>	<b>0.0548</b>	<b>0.0612</b>	<b>0.0654</b>	<b>0.0688</b>
	$\Delta_p$	+18.57%	+18.22%	+13.89%	+13.61%	+15.90%	+14.73%	+16.34%	+16.31%	+14.64%	+14.39%	+15.14%	+14.86%

Table 4: Performance evaluation for long-tail items.

Dataset	Data Augmentation	Total Item				Long-Tail Item				No Long-Tail Item			
		Recall@5	Recall@10	NDCG@5	NDCG@10	Recall@5	Recall@10	NDCG@5	NDCG@10	Recall@5	Recall@10	NDCG@5	NDCG@10
Beauty	No	0.0355	0.0506	0.0242	0.029	0.0222	0.0276	0.0147	0.0165	0.0365	0.0522	0.0249	0.0299
	LLM-I2I	<b>0.0379</b>	<b>0.0572</b>	<b>0.0259</b>	<b>0.0321</b>	<b>0.0209</b>	<b>0.0303</b>	<b>0.0151</b>	<b>0.0182</b>	<b>0.0391</b>	<b>0.0592</b>	<b>0.0266</b>	<b>0.0331</b>
	$\Delta_p$	+6.76%	+13.04%	+7.02%	+10.69%	-5.86%	+9.78%	+2.72%	+10.30%	+7.12%	+13.41%	+6.83%	+10.70%
Sports And Outdoors	No	0.0236	0.033	0.0169	0.02	0.0107	0.0143	0.0069	0.0081	0.0246	0.0345	0.0177	0.0209
	LLM-I2I	<b>0.028</b>	<b>0.038</b>	<b>0.0196</b>	<b>0.0229</b>	<b>0.0119</b>	<b>0.0175</b>	<b>0.0087</b>	<b>0.0105</b>	<b>0.0292</b>	<b>0.0395</b>	<b>0.0205</b>	<b>0.0238</b>
	$\Delta_p$	+18.64%	+15.15%	+15.98%	+14.50%	+11.21%	+22.38%	+26.09%	+29.63%	+18.70%	+14.49%	+15.82%	+13.88%
Toys And Games	No	0.0471	0.0616	0.0324	0.0372	0.0273	0.0378	0.0192	0.0226	0.0489	0.0638	0.0336	0.0385
	LLM-I2I	<b>0.0522</b>	<b>0.0739</b>	<b>0.0343</b>	<b>0.0413</b>	<b>0.0329</b>	<b>0.0434</b>	<b>0.0214</b>	<b>0.0249</b>	<b>0.0539</b>	<b>0.0767</b>	<b>0.0355</b>	<b>0.0428</b>
	$\Delta_p$	+10.83%	+19.97%	+5.86%	+11.02%	+20.51%	+14.81%	+11.46%	+10.18%	+10.22%	+20.22%	+5.65%	+11.17%
AEDS	No	0.0490	0.0664	0.0361	0.0417	0.0134	0.0186	0.0081	0.0098	0.0528	0.0715	0.0391	0.0451
	LLM-I2I	<b>0.0581</b>	<b>0.0785</b>	<b>0.0420</b>	<b>0.0485</b>	<b>0.0227</b>	<b>0.0299</b>	<b>0.016</b>	<b>0.0182</b>	<b>0.0619</b>	<b>0.0837</b>	<b>0.0448</b>	<b>0.0518</b>
	$\Delta_p$	+18.57%	+18.22%	+16.34%	+16.31%	+69.40%	+60.75%	+97.53%	+85.71%	+17.23%	+17.06%	+14.58%	+14.86%

## Ablation Study

To systematically evaluate the contribution of each component in LLM-I2I, we conducted an ablation study on the Toys and Games category of the ARD dataset. We designed six variants of LLM-I2I: 1)*w/o all*: Baseline without any LLM-I2I components. 2)*w/o LLM-based generator*: Utilizes only the LLM-based discriminator for raw data filtering. 3)*w/o long-tail loss*: Removes the long-tail optimization objective from the generator. 4)*w/o LLM-based discriminator*: Accepts all generator outputs as synthetic data. 5)*w/o threshold filter*: Considers all discriminator "Yes" classifications as valid. 6)*w/o Swing*: Uses only the generator's predictions without collaborative filtering.

The experimental results in Table 5 show that each component contributes significantly to the overall performance. These findings lead to several key insights:

- The LLM-based generator's synthetic data generation capability substantially enhances recommendation quality.
- The long-tail loss function effectively boosts performance for underrepresented items.
- The LLM-based discriminator plays a crucial role in filtering noisy synthetic data.
- The integration of generative modelling with collaborative filtering (Swing) yields superior results compared to standalone approaches.

Table 5: Results of ablation study.

Method	Recall@5	Recall@10	NDCG@5	NDCG@10
LLM-I2I	<b>0.0522</b>	<b>0.0739</b>	<b>0.0343</b>	<b>0.0413</b>
w/o all	0.0471	0.0616	0.0324	0.0372
w/o LLM-based generator	0.0468	0.0616	0.0319	0.0367
w/o long-tail loss	0.0455	0.0653	0.0305	0.0369
w/o LLM-based discriminator	0.0454	0.0631	0.0305	0.0362
w/o threshold filter	0.0506	0.0719	0.0332	0.0400
w/o Swing	0.0674	0.0721	0.0584	0.0610

## Online Evaluation Results

To validate LLM-I2I's effectiveness in real-world scenarios, we implemented it in AliExpress' production search system. Following the architecture detailed in Section , we maintained an I2I inverted index containing 200 related items per product. For query processing, we utilized users' 100 most recent clicks as search keys to ensure sufficient product retrieval. We conducted a rigorous one-week A/B test with the following experimental design: 4.0% of users who received recommendations from the baseline Swing algorithm trained solely on historical user behavior. In contrast, an additional 4.0% of users received recommendations from Swing enhanced with LLM-I2I. As presented in Table 6, LLM-I2I demonstrates significant improvements across all key business metrics. These results substantiate LLM-I2I's practical value in large-scale e-commerce search systems. Notably, the implementation achieves these improvements without increasing system latency, as it operates through offline updates to the I2I inverted index. The demonstrated performance gains, coupled with the system's computational efficiency, highlight LLM-I2I's potential for real-world deployment in production recommendation systems.

Table 6: Online A/B experimental results.

RN	L2P	CTR	CVR	GMV	Latency
+6.02%	+0.80%	+0.25%	+0.11%	+1.22%	+0.37%

## Conclusion

We propose LLM-I2I to address the data sparsity and noise problems in traditional I2I models. Our approach uniquely integrates an LLM-based generator to predict user-item interactions and a discriminator to filter high-quality synthetic data. The generator incorporates a specific long-tail loss

to better capture patterns in long-tail items. Experiments demonstrate LLM-I2I's effectiveness across industrial and academic datasets. Online A/B testing on AliExpress confirms significant improvements in key business metrics (RN and GMV).

## References

- Bell, R. M.; and Koren, Y. 2007. Improved neighborhood-based collaborative filtering. In *KDD cup and workshop at the 13th ACM SIGKDD international conference on knowledge discovery and data mining*, 7–14. sn.
- Chen, J.; Zhang, H.; He, X.; Nie, L.; Liu, W.; and Chua, T.-S. 2017. Attentive collaborative filtering: Multimedia recommendation with item-and component-level attention. In *Proceedings of the 40th International ACM SIGIR conference on Research and Development in Information Retrieval*, 335–344.
- Covington, P.; Adams, J.; and Sargin, E. 2016. Deep neural networks for youtube recommendations. In *Proceedings of the 10th ACM conference on recommender systems*, 191–198.
- Dang, Y.; Yang, E.; Liu, Y.; Guo, G.; Jiang, L.; Zhao, J.; and Wang, X. 2024. Data Augmentation for Sequential Recommendation: A Survey. *arXiv preprint arXiv:2409.13545*.
- Dao, T. 2023. Flashattention-2: Faster attention with better parallelism and work partitioning. *arXiv preprint arXiv:2307.08691*.
- Deshpande, M.; and Karypis, G. 2004. Item-based top-n recommendation algorithms. *ACM Transactions on Information Systems (TOIS)*, 22(1): 143–177.
- Garcin, F.; Zhou, K.; Faltings, B.; and Schickel, V. 2012. Personalized news recommendation based on collaborative filtering. In *2012 IEEE/WIC/ACM International Conferences on Web Intelligence and Intelligent Agent Technology*, volume 1, 437–441. IEEE.
- Huang, F.; Yang, Z.; Jiang, J.; Bei, Y.; Zhang, Y.; and Chen, H. 2024. Large Language Model Interaction Simulator for Cold-Start Item Recommendation. *arXiv preprint arXiv:2402.09176*.
- Islam, R.; Keya, K. N.; Zeng, Z.; Pan, S.; and Foulds, J. 2021. Debiasing career recommendations with neural fair collaborative filtering. In *Proceedings of the Web Conference 2021*, 3779–3790.
- Koren, Y.; Bell, R.; and Volinsky, C. 2009. Matrix factorization techniques for recommender systems. *Computer*, 42(8): 30–37.
- Li, X.; Chen, B.; Hou, L.; and Tang, R. 2023. CTRL: Connect Collaborative and Language Model for CTR Prediction. *arXiv preprint arXiv:2306.02841*.
- Linden, G.; Smith, B.; and York, J. 2003. Amazon.com recommendations: Item-to-item collaborative filtering. *IEEE Internet computing*, 7(1): 76–80.
- Liu, M.; Li, J.; Liu, K.; Wang, C.; Peng, P.; Li, G.; Cheng, Y.; Jia, G.; and Xie, W. 2022. Graph-ICF: Item-based collaborative filtering based on graph neural network. *Knowledge-Based Systems*, 251: 109208.
- Liu, Q.; Chen, N.; Sakai, T.; and Wu, X.-M. 2024a. Once: Boosting content-based recommendation with both open- and closed-source large language models. In *Proceedings of the 17th ACM International Conference on Web Search and Data Mining*, 452–461.
- Liu, Q.; Wu, X.; Zhao, X.; Zhu, Y.; Zhang, Z.; Tian, F.; and Zheng, Y. 2024b. Large language model distilling medication recommendation model. *arXiv preprint arXiv:2402.02803*.
- Luo, S.; Wang, J.; Zhou, A.; Ma, L.; and Song, L. 2024. Large Language Models Augmented Rating Prediction in Recommender System. In *ICASSP 2024-2024 IEEE International Conference on Acoustics, Speech and Signal Processing (ICASSP)*, 7960–7964. IEEE.
- Lv, F.; Jin, T.; Yu, C.; Sun, F.; Lin, Q.; Yang, K.; and Ng, W. 2019. SDM: Sequential Deep Matching Model for Online Large-scale Recommender System. In *Proceedings of the 28th ACM International Conference on Information and Knowledge Management, CIKM '19*, 2635–2643. New York, NY, USA: Association for Computing Machinery. ISBN 9781450369763.
- Rajbhandari, S.; Rasley, J.; Ruwase, O.; and He, Y. 2020. Zero: Memory optimizations toward training trillion parameter models. In *SC20: International Conference for High Performance Computing, Networking, Storage and Analysis*, 1–16. IEEE.
- Rendle, S.; Freudenthaler, C.; Gantner, Z.; and Schmidt-Thieme, L. 2012. BPR: Bayesian personalized ranking from implicit feedback. *arXiv preprint arXiv:1205.2618*.
- Sun, Z.; Si, Z.; Zang, X.; Zheng, K.; Song, Y.; Zhang, X.; and Xu, J. 2024. Large language models enhanced collaborative filtering. In *Proceedings of the 33rd ACM International Conference on Information and Knowledge Management*, 2178–2188.
- Tan, Y. K.; Xu, X.; and Liu, Y. 2016. Improved recurrent neural networks for session-based recommendations. In *Proceedings of the 1st workshop on deep learning for recommender systems*, 17–22.
- Wang, B.; Liu, F.; Chen, J.; Wu, Y.; Lou, X.; Wang, J.; Feng, Y.; Chen, C.; and Wang, C. 2024a. Llm4dsr: Leveraging large language model for denoising sequential recommendation. *arXiv preprint arXiv:2408.08208*.
- Wang, H.; Lin, J.; Li, X.; Chen, B.; Zhu, C.; Tang, R.; Zhang, W.; and Yu, Y. 2024b. FLIP: Fine-grained Alignment between ID-based Models and Pretrained Language Models for CTR Prediction. In *Proceedings of the 18th ACM Conference on Recommender Systems*, 94–104.
- Wang, J.; Lu, H.; Caverlee, J.; Chi, E. H.; and Chen, M. 2024c. Large Language Models as Data Augmenters for Cold-Start Item Recommendation. In *Companion Proceedings of the ACM on Web Conference 2024*, 726–729.
- Xue, F.; He, X.; Wang, X.; Xu, J.; Liu, K.; and Hong, R. 2019. Deep item-based collaborative filtering for top-n recommendation. *ACM Transactions on Information Systems (TOIS)*, 37(3): 1–25.



Yang, X.; Zhu, Y.; Zhang, Y.; Wang, X.; and Yuan, Q. 2020. Large scale product graph construction for recommendation in e-commerce. *arXiv preprint arXiv:2010.05525*.

Yin, M.; Wang, H.; Guo, W.; Liu, Y.; Zhang, S.; Zhao, S.; Lian, D.; and Chen, E. 2024. Dataset Regeneration for Sequential Recommendation. In *Proceedings of the 30th ACM SIGKDD Conference on Knowledge Discovery and Data Mining*, KDD '24, 3954–3965. ACM.

Zhou, P.; Gao, J.; Xie, Y.; Ye, Q.; Hua, Y.; Kim, J.; Wang, S.; and Kim, S. 2023. Equivariant contrastive learning for sequential recommendation. In *Proceedings of the 17th ACM Conference on Recommender Systems*, 129–140.