

Generative Digital Twins: Vision-Language Simulation Models for Executable Industrial Systems

YuChe Hsu AnJui Wang TsaiChing Ni YuanFu Yang
Institute of Artificial Intelligence Innovation, National Yang Ming Chiao Tung University
danielhsu.i113@nycu.edu.tw anguswang.i114@nycu.edu.tw
nina.i113@nycu.edu.tw yfyangd@gmail.com

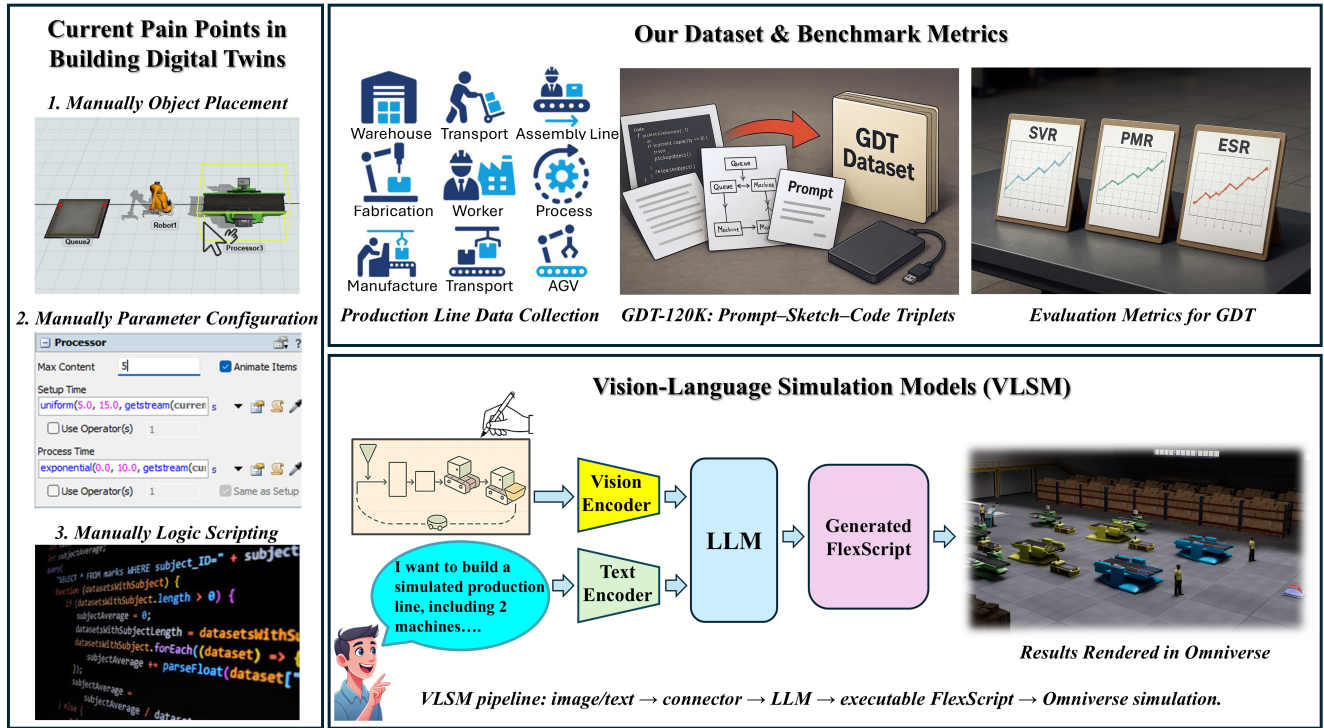


Figure 1. Overview of the generative digital twins framework, showing major challenges in digital-twin modeling, the construction of the GDT-120K dataset with evaluation metrics, and the Vision-Language Simulation Models (VLSM) workflow.

Abstract

We propose a Vision-Language Simulation Model (VLSM) that unifies visual and textual understanding to synthesize executable FlexScript from layout sketches and natural-language prompts, enabling cross-modal reasoning for industrial simulation systems. To support this new paradigm, the study constructs the first large-scale dataset for generative digital twins, comprising over 120,000 prompt-sketch-code triplets that enable multimodal learning between textual descriptions, spatial structures, and simulation logic. In parallel, three novel evaluation met-

rics, Structural Validity Rate (SVR), Parameter Match Rate (PMR), and Execution Success Rate (ESR), are proposed specifically for this task to comprehensively evaluate structural integrity, parameter fidelity, and simulator executability. Through systematic ablation across vision encoders, connectors, and code-pretrained language backbones, the proposed models achieve near-perfect structural accuracy and high execution robustness. This work establishes a foundation for generative digital twins that integrate visual reasoning and language understanding into executable industrial simulation systems.

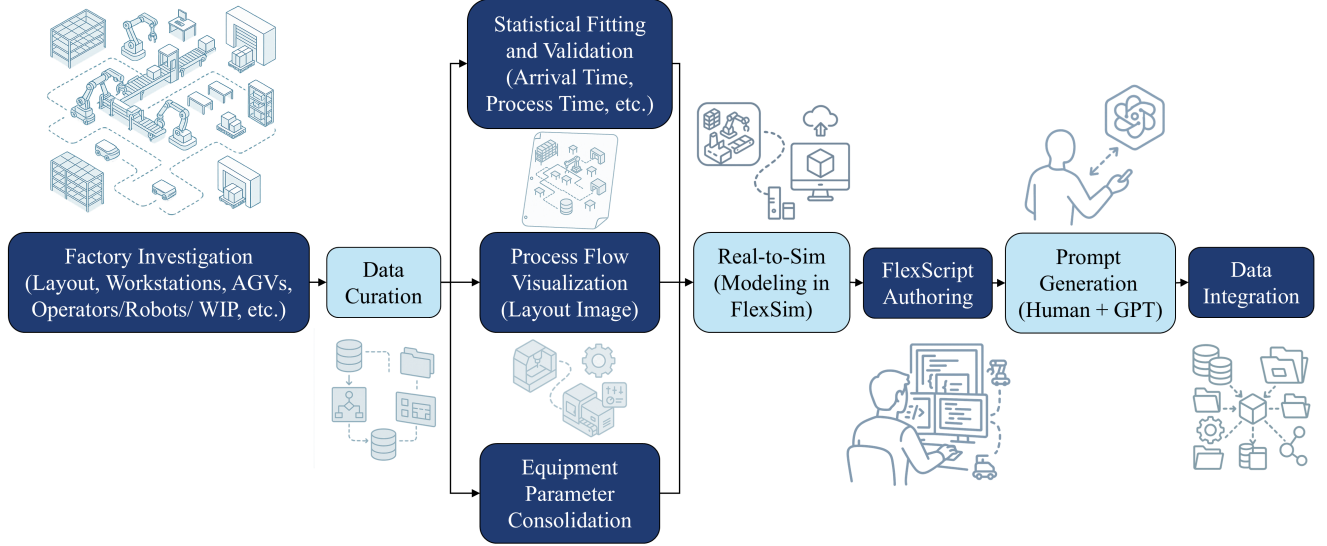


Figure 2. Workflow of the GDT-120K dataset construction, integrating curated factory data, statistical validation, and FlexSim instantiation with human–AI co-authored prompts to create aligned multimodal pairs for model training and evaluation.

1. Introduction

Digital twins replicate physical systems in virtual environments for process monitoring and optimization [5, 24]. With increasing adoption in smart manufacturing [16], platforms such as FlexSim are widely used for modeling complex production workflows. However, as shown in Figure 1, building digital twins in FlexSim remains highly labor-intensive, requiring manual object placement, parameter configuration, and logic scripting in the proprietary FlexScript language. This process is time-consuming and difficult to scale, motivating a transition from manual authoring toward automated code synthesis.

Recent progress in large language models (LLMs) [1, 4] suggests a pathway for automation. While LLMs can generate structured code from text and have been applied to control and planning [2], they lack visual grounding, which is crucial for spatially organized domains like factory layout synthesis. We therefore propose Vision-Language Simulation Models (VLSM), a multimodal generative framework that integrates visual and textual inputs to synthesize executable FlexScript for digital twins. Our goal is to allow users to specify a layout via sketches and prompts, enabling AI-assisted simulation authoring.

Operationalizing this paradigm is challenging due to the domain-specific nature of FlexScript, which diverges from general-purpose languages and lacks public datasets or suitable evaluation metrics. To address these gaps, we introduce the generative digital twins (GDT) framework, a large-scale multimodal dataset containing 120K prompt–sketch–code triplets together with three evaluation metrics, Structural Validity Rate (SVR), Parameter Match Rate (PMR), and Execution Success Rate (ESR). By inte-

grating multimodal models that unify visual encoders and language backbones through joint training, the GDT framework provides a solid technical foundation for scalable and reliable digital twin generation.

2. Related Work

Models such as Codex [7], AlphaCode [19], and StarCoder2 [22] demonstrate strong general-purpose coding ability. For domain-specific DSLs (e.g., SQL, Verilog), specialized datasets and structure-aware training are required [20, 28]. In robotics and simulation, GenSim [31] and EnvGen [32] use LLMs to bootstrap synthetic scenarios, while MineDojo [10] and Voyager [30] show agents writing environment scripts. These systems, however, do not target structured layout scripting as in FlexSim.

The integration of vision and language has been explored in image captioning [17], VQA [23], and instruction following agents [3, 21]. Recent LLMs (e.g., GPT-4 [1], Kosmos-1 [13]) incorporate visual encoders into LLMs via modular fusion (e.g., Q-Former [18]), allowing image-guided code or text generation. Unlike prior work that focuses on language or classification, our task requires precise layout-aware code generation.

While recent works have explored digital twins for monitoring and planning, few directly target full code synthesis for simulation engines. Existing approaches often rely on manual modeling or parameter tuning interfaces. In contrast, our work generates complete and executable simulation programs from scratch, conditioned only on natural inputs consisting of textual descriptions and layout sketches. To the best of our knowledge, this is the first multimodal system that translates high-level specifications into runnable digital-twin logic for industrial simulation platforms.

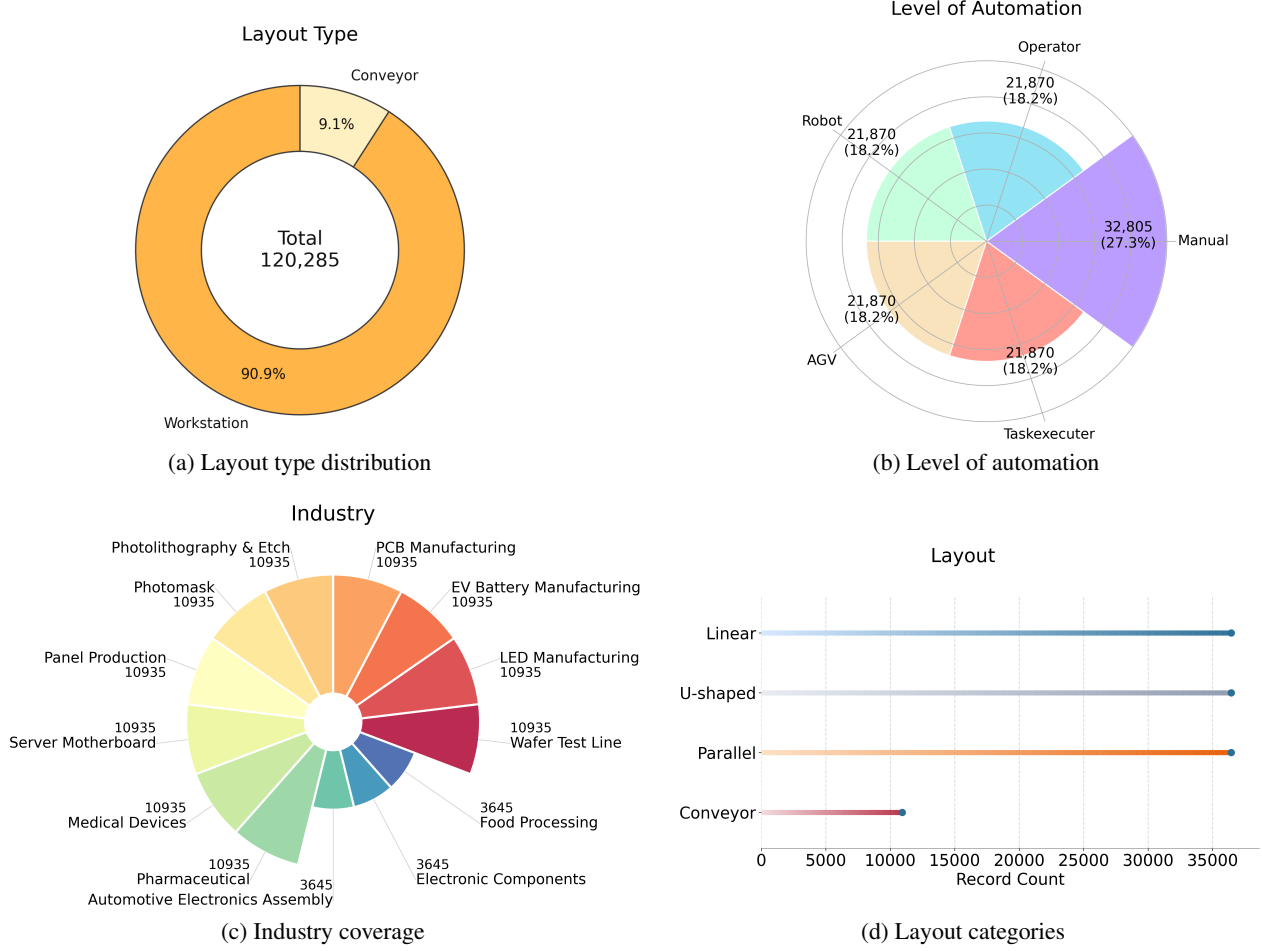


Figure 3. Dataset statistics across layout type, automation level, industry and layout categories.

3. GDT Dataset

3.1. Construction and Modalities

Our workflow converts factory information into a multi-modal dataset, as illustrated in Figure 2. It begins with factory investigations collecting layout data, workstation types, and production resources. Statistical fitting is applied to validate and normalize timing attributes such as arrival and process times. In parallel, layout sketches are drawn to convey workstation order and queue placement, while equipment parameters are standardized into a canonical schema. The curated information is instantiated in FlexSim to generate reference projects, from which corresponding FlexScript is derived. Prompts are drafted from metadata with GPT assistance and refined by human editors, and a subset of samples includes paired layout sketches.

3.2. Dataset Design and Realization

This subsection outlines the design principles and statistical structure underlying our dataset. We adopt a five-layer framework encompassing the production line process, pa-

rameter diversity, level of automation, industry type, and layout configuration.

Guided by this framework, the dataset emulates real industrial projects while maintaining diversity across key generative and structural dimensions. The production line settings cover workstation- and conveyor-based layouts, as shown in Figure 3a, ensuring representative coverage of spatial and operational topologies. This design highlights the generality of the GDT framework over any specific simulation platform. The level of automation in Figure 3b covers manual, operator, robot, automated guided vehicle (AGV), and task-executor modes, ensuring coverage from manual handling to control-driven execution.

To enhance domain generalization, the dataset spans thirteen industries, balancing mainstream sectors such as semiconductor and electronics with specialized ones like photomask and food processing (as shown in Figure 3c). Layout configurations include linear, U-shaped, parallel, and conveyor forms (as shown in Figure 3d), expanding the spatial diversity and routing complexity encountered during training for more robust, topology-aware generation.

Table 1. Arrival time distributions for *sources*.

Distribution	Typical use	Parameterization
Constant	Fixed interarrival	$\text{constant}(c)$
Exponential	Memoryless inflow	$\text{exponential}(\lambda^{-1})$
Normal	Natural variation	$\text{normal}(\mu, \sigma)$
Triangular	Bounded with mode	$\text{triangular}(a, m, b)$
Uniform	Bounded unknown mode	$\text{uniform}(a, b)$

Table 2. Service-time distributions for *machines* (processor, separator, combiner, multiprocessor).

Distribution	Typical use	Parameterization
Constant	Deterministic service	$\text{constant}(c)$
Exponential	Random short jobs	$\text{exponential}(\lambda^{-1})$
Normal	Symmetric variability	$\text{normal}(\mu, \sigma)$
Triangular	Bounded with mode	$\text{triangular}(a, m, b)$
Uniform	Bounded without mode	$\text{uniform}(a, b)$
Lognormal	Skewed processing times	$\text{lognormal}(\mu_\ell, \sigma_\ell)$
Weibull	Reliability and wear	$\text{weibull}(k, \lambda)$
Gamma	Multi-stage effects	$\text{gamma}(\alpha, \theta)$
Poisson	Count-based servicing	$\text{poisson}(\nu)$

Parameterization follows a canonical stochastic design that drives combinatorial diversity. Source arrivals are sampled from five distributions that capture typical inflow patterns (as shown in Table 1), while machines adopt nine families that cover service time variability (as shown in Table 2). A production layout on average contains three machines, which induces 3645 ($5 \times 9 \times 9 \times 9$) parameter combinations per layout. Sampling is performed within validated ranges per industry and automation level so that generated FlexScript remains executable and representative of realistic factory dynamics. These forms capture distinct spatial structures and routing constraints, and together with the other layers they anchor a corpus of 120,285 programs that reflect real-world variability.

4. Methodology

4.1. Overall Architecture

To realize the GDT framework, we design a multimodal VLSM that integrates textual and visual inputs to generate executable FlexScript in FlexSim. As shown in Figure 4, VLSM supports both text-only and multimodal pathways. The vision encoder and trainable connector fuses layout features with language embeddings, and the decoded scripts are executed to evaluate SVR, PMR, and ESR for structural, parametric, and executable fidelity.

4.2. LLM Backbone and Adaptation

To support text-to-FlexScript generation, we evaluate seven open-source LLMs that balance deployment efficiency and code generation capability. We emphasize lightweight

backbones to reduce inference cost and enable on-premises deployment for small and medium-sized enterprises with limited compute resources. Specifically, Gemma3-270M and TinyLLaMA-1.1B [15, 33] are fully retrained for domain specialization, while LLaMA2-7B, LLaMA3-8B, CodeLLaMA-7B, StarCoder2-7B, and Mistral-7B are fine-tuned with 4-bit QLoRA [9, 12, 14, 22, 27, 29] to preserve strong reasoning and coding priors within commodity GPU memory.

4.3. Visual Encoder for VLSM

To integrate spatial perception into FlexScript generation, the VLSM accepts a single image input such as a layout sketch, which encodes workstation order and queue placement. For the visual encoder, we adopt two CLIP-based model families. The first is OpenAI CLIP (ViT series) [26], trained on WebImageText and widely used in multimodal frameworks including LLaVA, MiniGPT-4, and TinyLLaVA [21, 34, 35]. The second is LAION OpenCLIP (ViT-g/14), pre-trained in LAION-2B and serves as a strong frozen backbone for downstream vision-language tasks such as BLIP-2, InstructBLIP and Shikra [6, 8, 18]. The extracted visual features are subsequently fused with textual embeddings through the connector described in Section 4.4.

4.4. Multimodal Fusion Module

The multimodal fusion module bridges visual representations from the encoder with linguistic embeddings from the language backbone, enabling coherent text-to-simulation generation. Built on a TinyLLaVA-style modular design, the module explores four connector types for visual-language alignment. A Linear Projection performs dimensional mapping between modalities. A Perceiver-style Resampler condenses visual tokens into compact latent arrays while preserving global structure. A Q-Former-style transformer extracts task-relevant information through learnable queries. A Two-Layer MLP introduces lightweight nonlinearity with minimal computational overhead. In combination with CLIP and OpenCLIP encoders, these connectors yield eight multimodal configurations per backbone. Section 5.3 presents a systematic ablation of their accuracy, latency, and stability, and the configuration with the best trade-off is adopted in our final model.

4.5. Evaluation Metrics for GDT

Evaluating FlexScript generation requires metrics that reflect both structural and executable fidelity, as conventional text-based measures like BLEU-4 [25] fail to capture simulation accuracy. We therefore introduce three structural metrics tailored to simulation-oriented code generation, assessing syntactic validity, semantic correctness, and execution feasibility.

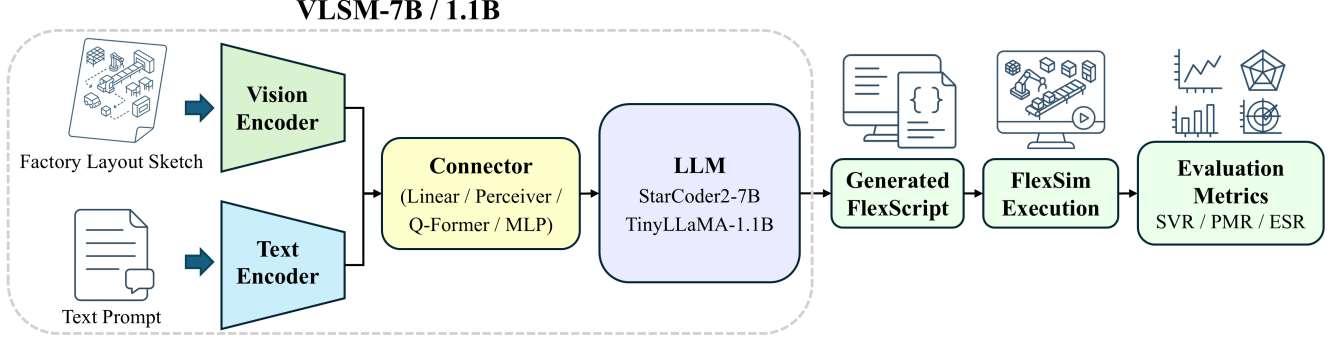


Figure 4. Overall architecture of the VLSM, integrating vision and language modules to generate executable FlexScript evaluated by SVR, PMR, and ESR (with BLEU as a supplementary metric).

Structural Validity Rate (SVR) evaluates whether a generated script conforms to correct structural logic. We define the *connection score (CS)* by extracting the set of `contextdragconnection(...)` [11] statements and comparing them with the ground-truth. If N denotes the total number of ground-truth connections and M denotes the number reproduced correctly, the connection score is defined as follows:

$$CS = \frac{M}{N}. \quad (1)$$

We further define the *object score (OS)* by verifying that all connected objects are properly declared. The declared `objType` must be correct (for example, `/source`, `/queue`) and the `objName` must exactly match the ground-truth with case sensitivity. If K denotes the total number of required objects and K' denotes the number validly declared, the object score is defined as follows:

$$OS = \frac{K'}{K}. \quad (2)$$

The final structural validity is computed as a weighted combination, giving greater importance to the connection score since correct connectivity defines the process topology governing flow routing, blocking, and scheduling. An incorrect connection may reroute items, cause dead ends, or create unintended cycles, thereby invalidating execution even if object declarations remain correct. In contrast, declaration mismatches are typically local and recoverable. The final SVR is thus defined as:

$$SVR = 0.6 CS + 0.4 OS. \quad (3)$$

Parameter Match Rate (PMR) measures the degree of alignment between generated and ground-truth parameters by verifying that both parameter names (e.g., `InterArrivalTime`, `ProcessTime`, `SetupTime`) and their assigned values including distributions and arguments are identical. Any discrepancy, such as `exponential(10)` versus `exponential(15)`, is treated as a mismatch. Let

P_{match} denote the number of parameters whose name, type, and value all match, and P_{total} represent the total number of expected parameters. The metric is then computed as:

$$PMR = \frac{P_{match}}{P_{total}}. \quad (4)$$

Execution Success Rate (ESR) evaluates the executability of generated scripts within FlexSim. It measures whether each script can be imported and executed successfully without manual correction or runtime failure. Let $S_{success}$ denote the number of scripts that compile and run correctly, and S_{total} represent the total number of evaluated samples. The metric is then defined as:

$$ESR = \frac{S_{success}}{S_{total}}. \quad (5)$$

Although BLEU-4 fails to reflect structural or functional accuracy, it is included as a supplementary metric to quantify surface-level textual overlap and enable comparison with prior text-based studies.

5. Experiments

5.1. Experimental Setup

All experiments were conducted on a server equipped with eight NVIDIA L40 GPUs. Our dataset consists of 120,285 prompt–sketch–code triplets, which were randomly split into 90% training, 5% validation, and 5% test sets. Each model is trained for 10 epochs, with all settings kept consistent across experiments. We report results on the test set.

5.2. LLM Evaluation

We compare seven open-source LLM backbones on our GDT evaluation metrics (as shown in Figure 5). Figure 6 indicates that code-pretrained StarCoder2-7B and fully retrained compact backbones, TinyLLaMA-1.1B and Gemma3-270M, outperform larger general-purpose LLaMA variants, which confirms that scale alone is insufficient for FlexScript generation. A qualitative exam-

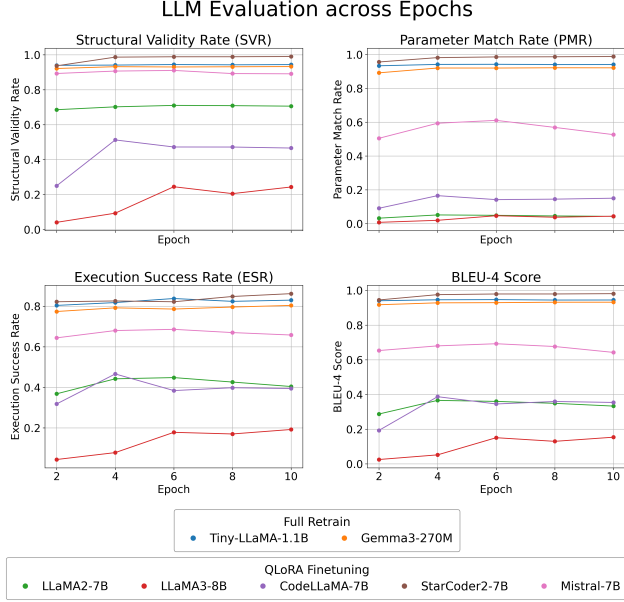


Figure 5. LLM Evaluation across Epochs. Performance of seven LLM baselines over 10 epochs on four metrics.

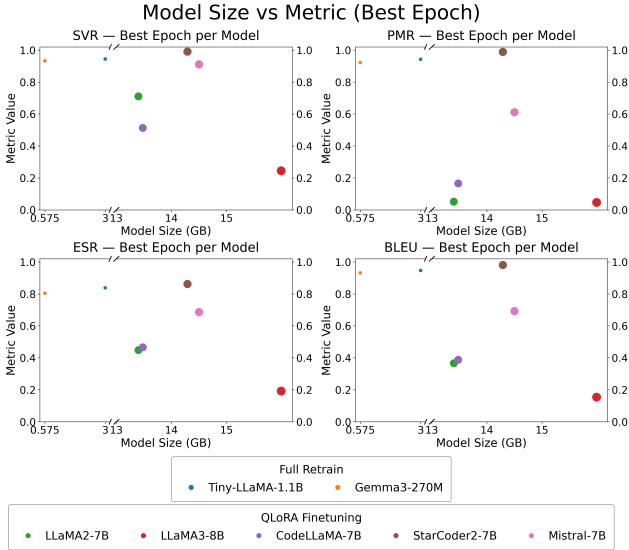


Figure 6. Model size vs. best epoch performance on four metrics.

ple in Figure 7 mirrors this pattern, with the three top-scoring backbones recovering the ground-truth layout while the others show structural deviations. StarCoder2-7B attains the best scores across all metrics, converges swiftly, and remains dominant throughout training as shown in Figure 5. This advantage is consistent with its extensive pre-training on code, which aligns well with the structural demands of FlexScript. TinyLLaMA-1.1B ranks second overall, demonstrating that small backbones can become competitive when fully retrained on our dataset. Gemma3-

270M, also fully retrained, achieves solid results yet trails TinyLLaMA-1.1B, suggesting that extremely small parameter counts still cap representational capacity. In contrast, general-purpose models do not match the above backbones, likely because their pretraining emphasizes broad natural language rather than structured simulation code. Guided by single-modality performance (as shown in Table 3) and stable learning curves, we therefore select StarCoder2-7B and TinyLLaMA-1.1B as backbones for our multimodal extensions in Section 5.3.

Table 3. LLM baselines on FlexScript. Each model’s best score

Model	Best SVR	Best PMR	Best ESR	Best BLEU-4
Gemma3-270M	0.9328	0.9219	0.8040	0.9318
TinyLLaMA-1.1B	0.9444	0.9424	0.8380	0.9467
Mistral-7B	0.9107	0.6108	0.6860	0.6925
LLaMA2-7B	0.7104	0.0513	0.4480	0.3660
CodeLLaMA-7B	0.5127	0.1654	0.4660	0.3874
StarCoder2-7B	0.9905	0.9886	0.8620	0.9811
LLaMA3-8B	0.2447	0.0466	0.1920	0.1539

5.3. Ablation Study

We perform an ablation study on multimodal integration strategies by evaluating two representative backbones, TinyLLaMA-1.1B and StarCoder2-7B, in combination with vision encoders and connector modules.

Table 4. Ablation study of TinyLLaMA-1.1B with vision encoders and connector modules. The first row is the text-only baseline.

Vision Encoder	Connector	SVR	PMR	ESR	BLEU-4
TinyLLaMA-1.1B (LLM-only)		0.9444	0.9424	0.8380	0.9467
CLIP	Linear Projection	0.8911	0.9284	0.8020	0.9164
CLIP	Perceiver-style Resampler	0.8607	0.9311	0.8080	0.9205
CLIP	Q-Former	0.8535	0.9311	0.7960	0.9150
CLIP	Two-Layer MLP	0.9059	0.9229	0.8300	0.9238
OpenCLIP	Linear Projection	0.9408	0.9505	0.8820	0.9482
OpenCLIP	Perceiver-style Resampler	0.9144	0.9330	0.8040	0.9204
OpenCLIP	Q-Former	0.9314	0.9422	0.8500	0.9265
OpenCLIP	Two-Layer MLP	0.9243	0.9403	0.8220	0.9222

Table 5. Ablation study of StarCoder2-7B with vision encoders and connector modules. The first row is the text-only baseline.

Vision Encoder	Connector	SVR	PMR	ESR	BLEU-4
StarCoder2-7B (LLM-only)		0.9905	0.9886	0.8620	0.9811
CLIP	Linear Projection	0.9958	0.9930	0.8640	0.9874
CLIP	Perceiver-style Resampler	0.9903	0.9928	0.8480	0.9843
CLIP	Q-Former	0.9825	0.9876	0.8380	0.9724
CLIP	Two-Layer MLP	0.9861	0.9932	0.8420	0.9829
OpenCLIP	Linear Projection	0.9958	0.9857	0.8720	0.9866
OpenCLIP	Perceiver-style Resampler	0.9857	0.9849	0.8600	0.9862
OpenCLIP	Q-Former	0.9948	0.9913	0.8660	0.9868
OpenCLIP	Two-Layer MLP	0.9990	0.9922	0.8740	0.9886

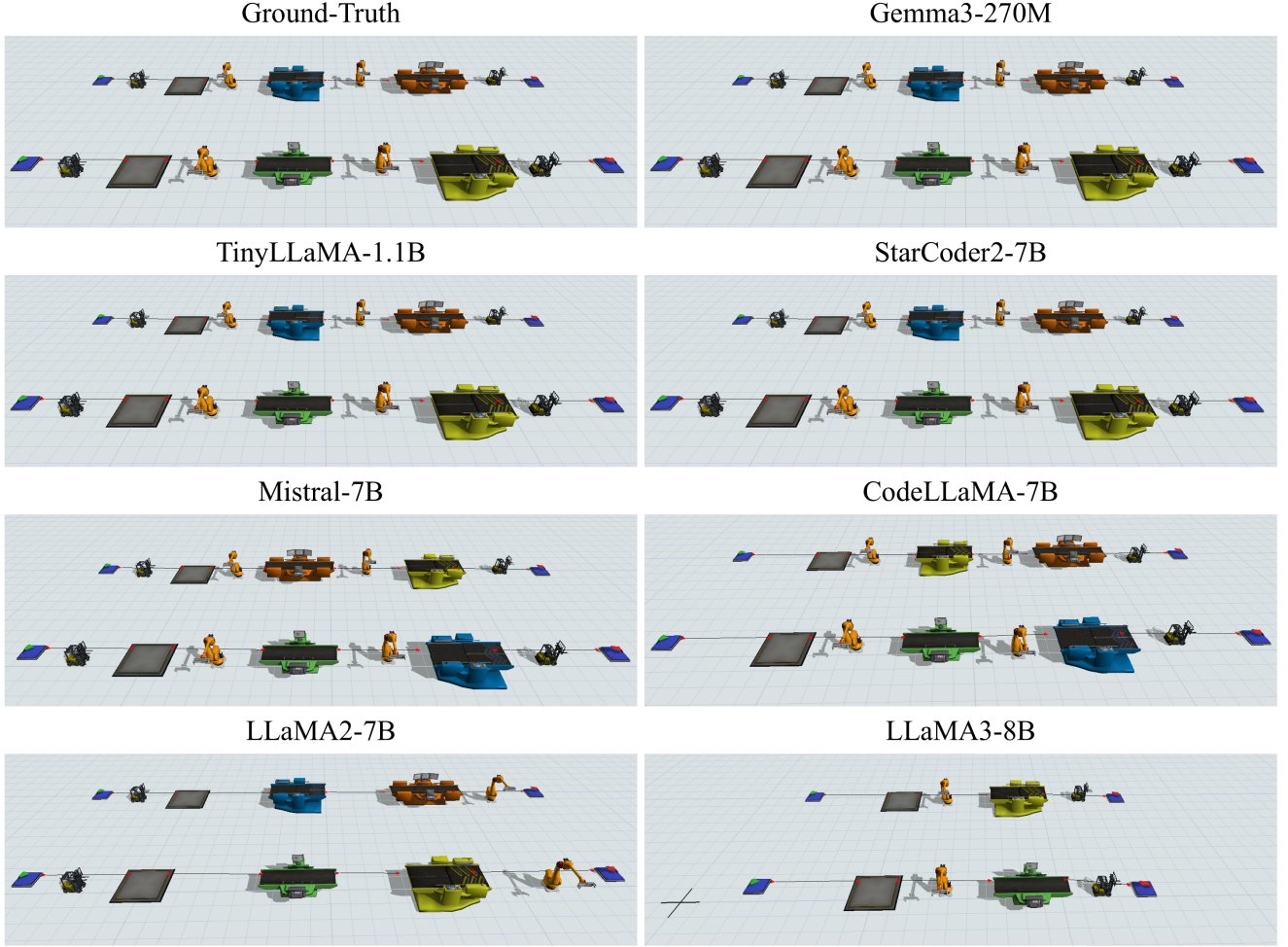


Figure 7. Qualitative comparison on a dual-line prompt. The three top-scoring backbones reported in Section 5.2 closely reproduce the ground-truth layout. The remaining models show structural deviations consistent with their lower quantitative scores.

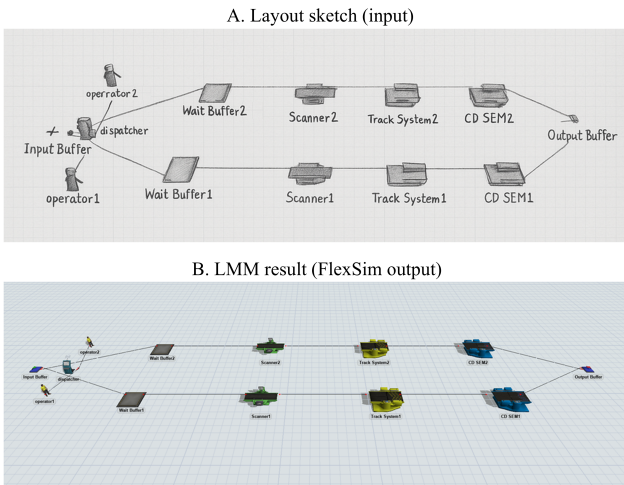


Figure 8. Qualitative effect of multimodal coupling. Preserving two-line topology and object ordering, consistent with score gains in Table 4 and Table 5.

As shown in Table 4, for TinyLLaMA-1.1B, OpenCLIP + Linear Projection achieves the best balance, increasing PMR from 0.9424 to 0.9505 and ESR from 0.8380 to 0.8820, while slightly improving BLEU-4 to 0.9482. This indicates that visual integration can substantially enhance the robustness of execution.

As shown in Table 5, for StarCoder2-7B, the LLM-only baseline already achieves near-ceiling text-only results. A qualitative example in Figure 8 mirrors this pattern, showing faithful two-line topology and correct station order under multimodal coupling. Nonetheless, multimodal integration brings further improvements in execution robustness, OpenCLIP with Two-Layer MLP achieves the highest SVR (0.9990), ESR (0.8740), and BLEU-4 (0.9886). The multimodal variants significantly strengthen structural validity and execution feasibility.

In summary, OpenCLIP consistently outperforms CLIP across both backbones, while lightweight connectors (Linear Projection, Two-Layer MLP) remain competitive with

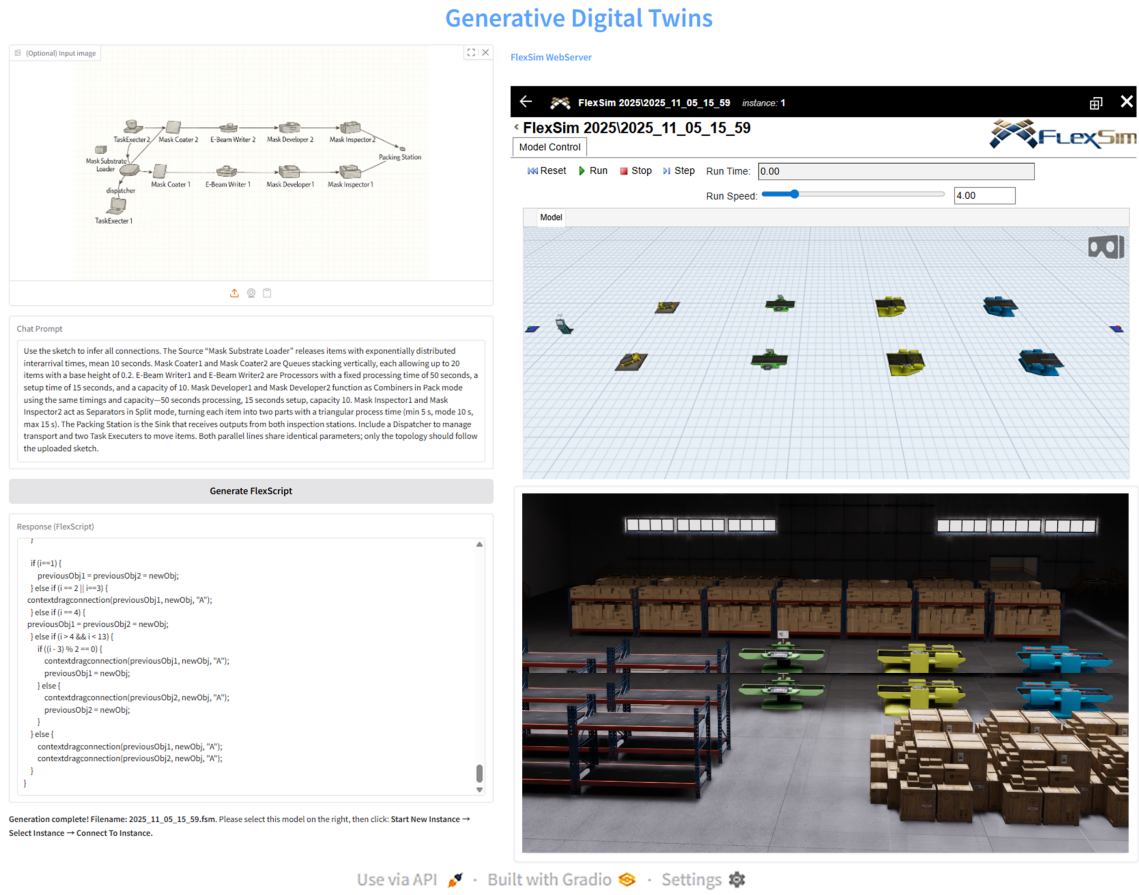


Figure 9. User interface of GDT. The left panel accepts a draft layout image and a prompt, the model generates FlexScript automatically. The right panels visualize the instantiated 3D scene and results rendered in NVIDIA Omniverse, enabling quick validation before execution.

Q-Former. TinyLLaMA benefits more from multimodal integration due to its smaller scale, whereas StarCoder2 maintains strong text-only ability but still improves in SVR, ESR and BLEU-4 when augmented with vision.

5.4. Final Model: VLMS

Based on the ablation results in Section 5.3, we present two multimodal models optimized for FlexScript generation. For TinyLLaMA-1.1B, we adopt OpenCLIP as the vision encoder with a Linear Projection connector. This pairing provides the best balance across the evaluation metrics. This configuration is denoted as **VLMS-1.1B**. For StarCoder2-7B, we adopt the OpenCLIP encoder with Two-Layer MLP, which achieves near-perfect SVR and the highest ESR. This configuration is denoted as **VLMS-7B**.

Together, these models constitute the VLMS family. To our knowledge, they are the first multimodal models specifically optimized for FlexScript generation, combining domain-adapted LLM backbones with vision-grounded connectors. VLMS demonstrates strong structural accuracy, robust parameter alignment, and reliable executability, pro-

viding a practical foundation for simulation-driven digital-twin automation. A prototype of the full workflow is shown in Figure 9.

6. Conclusion

We present the GDT framework, unifying multimodal code generation and evaluation. We introduce a 120K-scale domain dataset and three evaluation metrics that assess structural validity, parameter consistency, and execution feasibility. Our VLMS family couples visual perception with program synthesis and delivers robust prompt-to-code generation in FlexSim. Experiments and ablations show that code-pretrained backbones with visual conditioning improve spatial alignment and execution robustness, leading to consistent gains across evaluation metrics. Together, the framework, data, and metrics establish a reproducible benchmark and a solid foundation for industrial simulation automation, replacing labor-intensive digital-twin construction with reliable layout-aware FlexScript generation.

References

- [1] Josh Achiam, Steven Adler, Sandhini Agarwal, Lama Ahmad, Ilge Akkaya, et al. GPT-4 technical report. *arXiv preprint arXiv:2303.08774*, 2023. 2
- [2] Michael Ahn, Anthony Brohan, Noah Brown, Yevgen Chebotar, Chelsea Finn, et al. Do as I can, not as I say: Grounding language in robotic affordances. *arXiv preprint arXiv:2204.01691*, 2022. 2
- [3] Jean-Baptiste Alayrac, Jeff Donahue, Pauline Luc, Antoine Miech, Iain Barr, et al. Flamingo: A visual language model for few-shot learning. In *Proceedings of the Advances in Neural Information Processing Systems 35 (NeurIPS)*, pages 23716–23736, 2022. 2
- [4] Rohan Anil, Sebastian Borgeaud, Jean-Baptiste Alayrac, Jiahui Yu, Radu Soricut, et al. Gemini: A family of highly capable multimodal models. *arXiv preprint arXiv:2312.11805*, 2023. 2
- [5] Barbara Rita Barricelli, Elena Casiraghi, and Daniela Fogli. A survey on digital twin: Definitions, characteristics, applications, and design implications. *IEEE Access*, 7:167653–167671, 2019. 2
- [6] Keqin Chen, Zhao Zhang, Weili Zeng, Richong Zhang, Feng Zhu, et al. Shikra: Unleashing multimodal LLM’s referential dialogue magic. *arXiv preprint arXiv:2306.15195*, 2023. 4
- [7] Mark Chen, Jerry Tworek, Heewoo Jun, Qiming Yuan, Henrique Pinto, et al. Evaluating large language models trained on code. *arXiv preprint arXiv:2107.03374*, 2021. 2
- [8] Wenliang Dai, Junnan Li, Dongxu Li, Anthony Meng Huat Tiong, Junqi Zhao, et al. InstructBLIP: Towards general-purpose vision-language models with instruction tuning. In *Proceedings of the Advances in Neural Information Processing Systems 36 (NeurIPS)*, pages 49250–49267, 2023. 4
- [9] Tim Dettmers, Artidoro Pagnoni, Ari Holtzman, and Luke Zettlemoyer. QLoRA: Efficient finetuning of quantized LLMs. In *Proceedings of the Advances in Neural Information Processing Systems 36 (NeurIPS)*, pages 10088–10115, 2023. 4
- [10] Linxi Fan, Guanzhi Wang, Yunfan Jiang, Ajay Mandlekar, Yuncong Yang, et al. MineDojo: Building open-ended embodied agents with internet-scale knowledge. In *Proceedings of the Advances in Neural Information Processing Systems 35 (NeurIPS)*, pages 18343–18362, 2022. 2
- [11] FlexSim Software Products, Inc. FlexSim FlexScript class reference, 2024. FlexSim Documentation, v24.2. accessed: 2025-06-06. 5
- [12] Aaron Grattafiori, Abhimanyu Dubey, Abhinav Jauhri, Abhinav Pandey, Abhishek Kadian, et al. The Llama 3 herd of models. *arXiv preprint arXiv:2407.21783*, 2024. 4
- [13] Shaohan Huang, Li Dong, Wenhui Wang, Yaru Hao, Saksham Singhal, et al. Language is not all you need: Aligning perception with language models. In *Proceedings of the Advances in Neural Information Processing Systems 36 (NeurIPS)*, pages 72096–72109, 2023. 2
- [14] Albert Q. Jiang, Alexandre Sablayrolles, Arthur Mensch, Chris Bamford, Devendra Singh Chaplot, et al. Mistral 7B. *arXiv preprint arXiv:2310.06825*, 2023. 4
- [15] Aishwarya Kamath, Johan Ferret, Shreya Pathak, Nino Vieillard, Ramona Merhej, et al. Gemma 3 technical report. *arXiv preprint arXiv:2503.19786*, 2025. 4
- [16] Werner Kritzinger, Matthias Karner, Georg Traar, Johannes Henjes, and Wilfried Sihm. Digital twin in manufacturing: A categorical literature review and classification. *IFAC-PapersOnLine*, 51(11):1016–1022, 2018. 2
- [17] Junnan Li, Dongxu Li, Caiming Xiong, and Steven C. H. Hoi. BLIP: Bootstrapping language-image pre-training for unified vision-language understanding and generation. In *Proceedings of the 39th International Conference on Machine Learning (ICML)*, PMLR 162, pages 12888–12900, 2022. 2
- [18] Junnan Li, Dongxu Li, Silvio Savarese, and Steven Hoi. BLIP-2: Bootstrapping language-image pre-training with frozen image encoders and large language models. In *Proceedings of the 40th International Conference on Machine Learning (ICML)*, PMLR 202, pages 19730–19742, 2023. 2, 4
- [19] Yujia Li, David Choi, Junyoung Chung, Nate Kushman, Julian Schrittwieser, et al. Competition-level code generation with AlphaCode. *Science*, 378(6624):1092–1097, 2022. 2
- [20] Jacky Liang, Wenlong Huang, Fei Xia, Peng Xu, Karol Hausman, et al. Code as policies: Language model programs for embodied control. *arXiv preprint arXiv:2209.07753*, 2022. 2
- [21] Haotian Liu, Chunyuan Li, Qingyang Wu, and Yong Jae Lee. Visual instruction tuning. In *Proceedings of the Advances in Neural Information Processing Systems 36 (NeurIPS)*, pages 34892–34916, 2023. 2, 4
- [22] Anton Lozhkov, Raymond Li, Loubna Ben Allal, Federico Cassano, Joel Lamy-Poirier, et al. StarCoder 2 and The Stack v2: The next generation. *arXiv preprint arXiv:2402.19173*, 2024. 2, 4
- [23] Jiasen Lu, Dhruv Batra, Devi Parikh, and Stefan Lee. ViLBERT: Pretraining task-agnostic visiolinguistic representations for vision-and-language tasks. In *Proceedings of the Advances in Neural Information Processing Systems 32 (NeurIPS)*, 2019. 2
- [24] Yuqian Lu, Chao Liu, Kevin I-Kai Wang, Huiyue Huang, and Xun Xu. Digital twin-driven smart manufacturing: Connotation, reference model, applications and research issues. *Robotics and Computer-Integrated Manufacturing*, 61: 101837, 2020. 2
- [25] Kishore Papineni, Salim Roukos, Todd Ward, and Wei-Jing Zhu. BLEU: A method for automatic evaluation of machine translation. In *Proceedings of the 40th Annual Meeting of the Association for Computational Linguistics (ACL)*, pages 311–318, 2002. 4
- [26] Alec Radford, Jong Wook Kim, Chris Hallacy, Aditya Ramesh, Gabriel Goh, et al. Learning transferable visual models from natural language supervision. In *Proceedings of the 38th International Conference on Machine Learning (ICML)*, PMLR 139, pages 8748–8763, 2021. 4
- [27] Baptiste Rozière, Jonas Gehring, Fabian Gloeckle, Sten Sootla, Rohit Subramanian, et al. Code Llama: Open foundation models for code. *arXiv preprint arXiv:2308.12950*, 2023. 4

- [28] Dídac Suris, Sachit Menon, and Carl Vondrick. ViperGPT: Visual inference via Python execution for reasoning. In *Proceedings of the IEEE/CVF International Conference on Computer Vision (ICCV)*, pages 11888–11898, 2023. [2](#)
- [29] Hugo Touvron, Louis Martin, Kevin Stone, Peter Albert, Amjad Almahairi, et al. Llama 2: Open foundation and fine-tuned chat models. *arXiv preprint arXiv:2307.09288*, 2023. [4](#)
- [30] Guanzhi Wang, Yuqi Xie, Yunfan Jiang, Hexiang Chen, Pengchuan Zhu, et al. Voyager: An open-ended embodied agent with large language models. *arXiv preprint arXiv:2305.16291*, 2023. [2](#)
- [31] Lirui Wang, Yiyang Ling, Zhecheng Yuan, Mohit Shridhar, Chen Bao, et al. GenSim: Generating robotic simulation tasks via large language models. In *Proceedings of the International Conference on Learning Representations (ICLR)*, 2024. [2](#)
- [32] Abhay Zala, Jaemin Cho, Han Lin, Jaehong Yoon, and Mohit Bansal. EnvGen: Generating and adapting environments via LLMs for training embodied agents. *arXiv preprint arXiv:2403.12014*, 2024. [2](#)
- [33] Peiyuan Zhang, Guangtao Zeng, Tianduo Wang, and Wei Lu. TinyLlama: An open-source small language model. *arXiv preprint arXiv:2401.02385*, 2024. [4](#)
- [34] Baichuan Zhou, Ying Hu, Xi Weng, Junlong Jia, Jie Luo, et al. TinyLLaVA: A framework of small-scale large multi-modal models. *arXiv preprint arXiv:2402.14289*, 2024. [4](#)
- [35] Deyao Zhu, Jun Chen, Xiaoqian Shen, Xiang Li, and Mohamed Elhoseiny. MiniGPT-4: Enhancing vision-language understanding with advanced large language models. In *Proceedings of the International Conference on Learning Representations (ICLR)*, 2024. [4](#)