



TableGPT-R1: Advancing Tabular Reasoning Through Reinforcement Learning

Saisai Yang* Qingyi Huang* Jing Yuan* Liangyu Zha* Kai Tang* Yuhang Yang*
 Ning Wang Yucheng Wei Liyao Li Wentao Ye Hao Chen
 Tao Zhang Junlin Zhou Haobo Wang† Gang Chen† Junbo Zhao†

Zhejiang University Institute of Computing Innovation, Zhejiang University

Abstract

Tabular data serves as the backbone of modern data analysis and scientific research. While Large Language Models (LLMs) fine-tuned via Supervised Fine-Tuning (SFT) have significantly improved natural language interaction with such structured data, they often fall short in handling the complex, multi-step reasoning and robust code execution required for real-world table tasks. Reinforcement Learning (RL) offers a promising avenue to enhance these capabilities, yet its application in the tabular domain faces three critical hurdles: the scarcity of high-quality agentic trajectories with closed-loop code execution and environment feedback on diverse table structures, the extreme heterogeneity of feedback signals ranging from rigid SQL execution to open-ended data interpretation, and the risk of catastrophic forgetting of general knowledge during vertical specialization. To overcome these challenges and unlock advanced reasoning on complex tables, we introduce **TableGPT-R1**, a specialized tabular model built on a systematic RL framework. Our approach integrates a comprehensive data engineering pipeline that synthesizes difficulty-stratified agentic trajectories for both supervised alignment and RL rollouts, a task-adaptive reward system that combines rule-based verification with a criteria-injected reward model and incorporates process-level step reward shaping with behavioral regularization, and a multi-stage training framework that progressively stabilizes reasoning before specializing in table-specific tasks. Extensive evaluations demonstrate that TableGPT-R1 achieves state-of-the-art performance on authoritative benchmarks, significantly outperforming baseline models while retaining robust general capabilities. Our model is available at <https://huggingface.co/tablegpt/TableGPT-R1>.

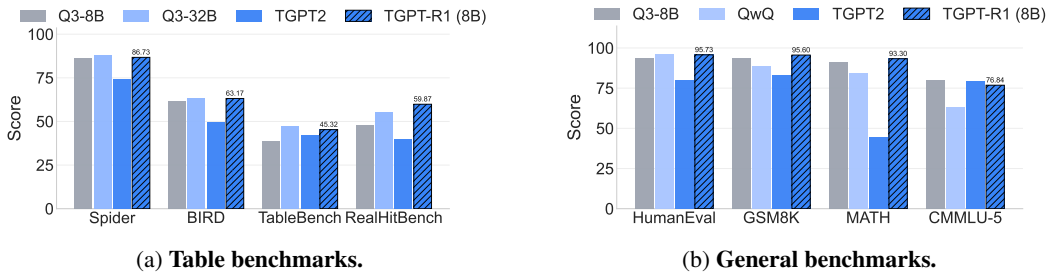


Figure 1: Performance comparison of TableGPT-R1 on tabular (left) and general (right) benchmarks. **Q3-8B**: Qwen3-8B; **Q3-32B**: Qwen3-32B; **TGPT2**: TableGPT2-7B; **TGPT-R1**: TableGPT-R1-8B.

*Joint first authors.

†Joint corresponding authors.

Contents

1	Introduction	3
2	Training Data Construction	4
2.1	Data Collection	4
2.2	Data Filtering	5
2.3	Data Composition	5
3	Multi-stage Reinforcement Learning	6
3.1	Overview	6
3.2	Agentic Data Synthesize	6
3.2.1	Data Format	6
3.2.2	Data Augmentation	6
3.2.3	Reliable Label Generation	7
3.3	Reinforcement Learning Algorithm	7
3.4	Task-Adaptive Reward System	8
3.4.1	System Overview and Taxonomy	8
3.4.2	Reward Feedback Modules	8
3.4.3	Reward Aggregation and Policy Regularization	10
3.5	Multi-stage Training Framework	10
4	Evaluation	11
4.1	Experimental Setup	11
4.1.1	Benchmark Construction	11
4.1.2	Baselines	12
4.2	Main Results on Table-Specific Tasks	12
4.3	Case Study	13
4.4	General Capabilities	13
5	Conclusion	15

1 Introduction

Tabular data provide a foundational structure for storing, organizing, and presenting information [4, 25], underpinning data analysis and data engineering, which are essential in fields like business intelligence and scientific research [21]. The advent of Large Language Models (LLMs) [11, 3, 7, 1] has revolutionized how users interact with this structured data, shifting the paradigm from manual coding to intuitive natural language interaction [10]. While Supervised Fine-Tuning (SFT) establishes basic instruction-following capabilities [33, 30], it often falls short in handling the complex, multi-step reasoning and robust code execution required for real-world table tasks [20]. Reinforcement Learning (RL) offers a promising path to enhance these reasoning capabilities and generalization power [23, 17, 36, 14]. However, applying RL to the tabular domain introduces three distinct challenges. First, **Data Scarcity for Table Agents** remains a significant hurdle. Unlike general chat, tabular tasks require the model to master a closed-loop of thinking, coding, and execution with environment feedback on tables of diverse forms. Traditional corpora rarely contain these precise, executable trajectories (Question-Code-Observation-Answer), and real-world tables possess diverse structures that general data cannot cover. Second, **Feedback Heterogeneity** complicates the reward mechanism. Tabular tasks exhibit a high degree of heterogeneity in feedback signals, spanning a spectrum from rigid code execution (where correctness is binary and strict) to open-ended data interpretation (where quality is subjective) [16, 13]. Moreover, agentic trajectories induce long-horizon credit assignment, making pure terminal supervision brittle; process-level step reward shaping is often necessary to stabilize optimization. A single reward mode cannot effectively guide the model across these disparate objectives. Third, **Catastrophic Forgetting** poses a risk to model performance [29]. Balancing domain-specific expertise with general intelligence is difficult, as naive training strategies often lead to catastrophic forgetting of general reasoning abilities or instability during the intensive optimization of tabular skills.

To address these challenges, we introduce **TableGPT-R1**, a specialized tabular model built upon a systematic RL framework. Our approach is grounded in three core technical pillars corresponding to the challenges above. To systematically tackle the issue of data scarcity, we develop a comprehensive **Data Engineering Pipeline** that encompasses data acquisition, synthetic agentic generation, and rigorous quality control. We first aggregate heterogeneous raw data from diverse sources—including general instruction corpora, table-specific benchmarks, and agent interaction logs. To enable robust code execution, we synthesize high-quality agentic trajectories that explicitly model the closed-loop process of reasoning, coding, and execution with environment feedback, and we leverage these trajectories for both supervised alignment and RL rollouts. To make the tabular setting concrete, we illustrate a typical agentic trajectory for table analysis. Given a user query and a table (often only partially visible in context), the model must plan, execute code to retrieve the necessary evidence, and then synthesize the final answer grounded in execution results. During training, we represent this process with a structured format that interleaves reasoning, code execution, and observations, enabling closed-loop learning for complex table tasks. Furthermore, we employ a difficulty-aware stratification strategy to balance sample complexity, ensuring the model receives a structured and learnable curriculum that covers both simple queries and complex analytical tasks.

To manage the heterogeneity of feedback signals, we design a **Task-Adaptive Reward System** that adaptively routes tasks to the most appropriate verification pathway. For open-ended reasoning tasks lacking definitive ground truth, we employ a Criteria-Injected Reward Model, which is trained via a rigorous pipeline involving teacher-student distillation and reinforcement learning to generate objective, criteria-based evaluations rather than subjective scalar scores. Conversely, for deterministic tasks with clear labels (e.g., SQL generation, math problems), we utilize a Rule-based Reward Function that integrates strict execution verification with composite regularization terms to enforce behavioral norms. In addition, we incorporate lightweight process-level step reward shaping during agentic RL rollouts to provide denser guidance for long-horizon optimization. This dual-track system ensures precise guidance across the full spectrum of tabular tasks, while robust constraints effectively mitigate reward hacking behaviors such as opportunistic plotting.

Finally, to resolve the optimization instability inherent in vertical domain adaptation, we implement a **Multi-Stage Training Strategy**. This curriculum-based approach begins with an SFT warm-up for format alignment, followed by a phased reinforcement learning process. We first stabilize general reasoning capabilities using broad-domain data, then progressively specialize in complex table manipulation, and ultimately focus on mining and conquering hard samples. This staged progression allows

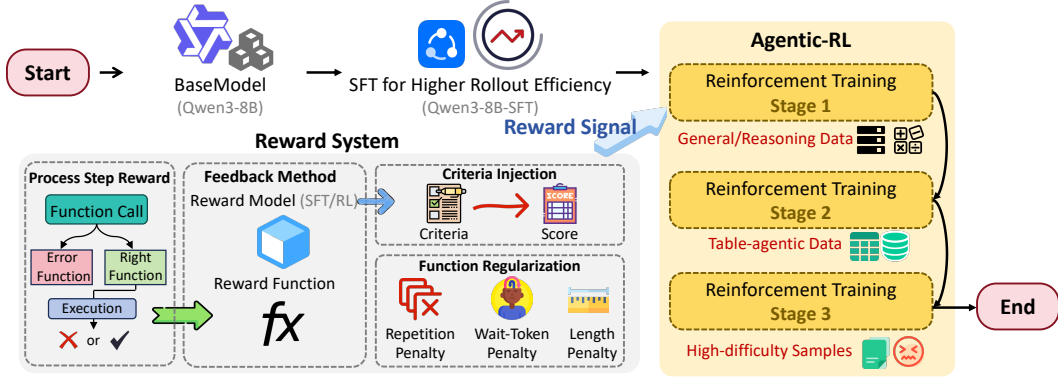


Figure 2: Overall framework of TableGPT-R1.

the model to incrementally build domain expertise without suffering from catastrophic forgetting of its foundational intelligence.

We conducted comprehensive evaluations across a wide spectrum of benchmarks, spanning both specialized tabular tasks and general reasoning domains, to validate both the superior tabular performance and the robust general capabilities of TableGPT-R1. In tabular domains, the model demonstrates exceptional capabilities in structure understanding, code-based analysis, and complex reasoning, achieving an average improvement of 11.32% over TableGPT2-7B [27]. Simultaneously, extensive testing on general benchmarks confirms that TableGPT-R1 retains strong foundational intelligence. Despite slight regressions in specific tasks, the model exhibits an average performance gain of 1.01% compared to the base model (Qwen3-8B [34]), demonstrating that it successfully balances domain specialization with robust general capabilities. To ensure a rigorous assessment, we benchmark against a diverse array of baselines, including leading open-source models and top-tier proprietary systems, proving that TableGPT-R1 delivers dominant domain expertise while maintaining the versatility expected of a general-purpose assistant.

2 Training Data Construction

Tabular data is widely used across domains as a structured format for storing, organizing, and presenting information. However, its row-column layout and operation-dependent semantics pose unique challenges for language models. Effective table reasoning demands process-level supervision—yet existing resources fall short: general datasets rarely involve tables, while table-specific benchmarks (e.g., TableQA or Text-to-SQL) typically provide only input–output pairs, omitting the intermediate reasoning and execution steps. To bridge this gap, we synthesize a high-quality agentic dataset featuring executable reasoning trajectories that explicitly model the full analytical workflow, serving as the foundation for supervised fine-tuning (SFT) and reinforcement learning (RL).

2.1 Data Collection

We collect training data from a diverse set of public sources to ensure broad coverage of both tabular content and associated user queries or instructions. Specifically, we gather table-question pairs and table-related tasks from open repositories on GitHub, community benchmarks on Hugging Face and ModelScope, and web-crawled resources containing structured tables paired with natural language questions, SQL queries, or code snippets for data manipulation. In addition, to preserve and enhance the model’s general-purpose reasoning capabilities, we incorporate high-quality general-domain datasets spanning open-domain question answering, mathematical problem solving, and code generation. The collected data span a wide range of domains, including but not limited to government records, academia, manufacturing, finance, education, and healthcare, reflecting real-world usage across various scenarios.

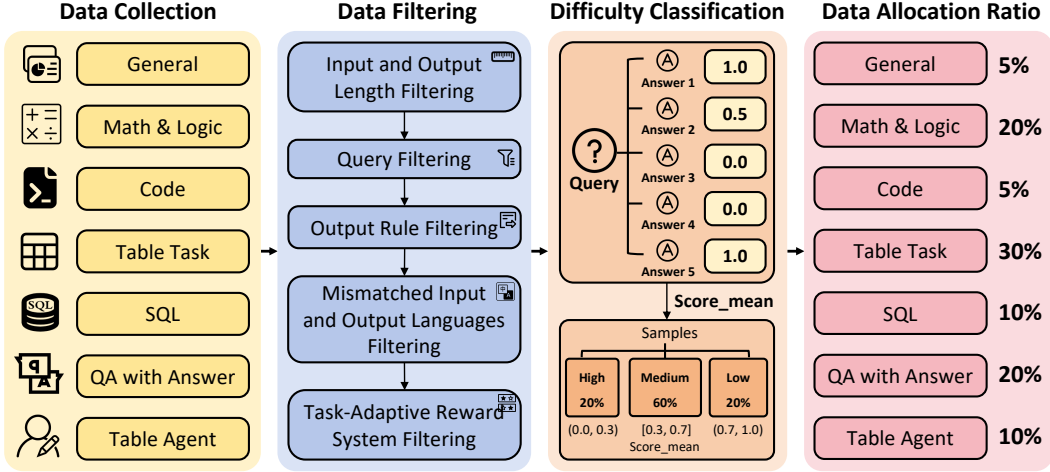


Figure 3: Data construction pipeline and final composition for TableGPT-R1.

2.2 Data Filtering

After data collection, we apply a two-stage filtering pipeline to ensure high-quality training data, including input-based filtering and output-based filtering.

Input-based Filtering we first remove irrelevant, inconsistent or erroneous samples through: (1) *Length Filtering*: length truncation ($\leq 8,192$ tokens) to fit the model’s context window and avoid verbosity; (2) *Deduplication*: near-duplicate queries are detected and removed by MinHash across the entire corpus; (3) *Rule-based Cleaning*: remove noisy or erroneous samples such as garbled text, harmful content and model identity leakage; and (4) *Language Alignment*: discard input–output pairs with mismatched languages (e.g., a Chinese question paired with an English response).

Output-based Filtering we leverages a **Task-Adaptive Reward System** (detailed in Section 3.4) to ensure the training data’s answer quality. Specially, we first scores each sample on a 0–1 scale based on the quality of its reference response, retaining only those with scores ≥ 0.7 , thereby preserving the reliability of the original data.

To enhance training efficacy, we further shape the difficulty distribution of the final training set. For each retained sample, we estimate its difficulty by generating five independent responses using the current model and scoring them with the reward system. Denoting the score of the i -th sampled response as $m^{(i)}$, the average score $\bar{m} = \frac{1}{5} \sum_{i=1}^5 m^{(i)}$ determines the sample’s difficulty level. Based on \bar{m} , samples are categorized as:

- **High difficulty**: $\bar{m} < 0.3$
- **Medium difficulty**: $0.3 \leq \bar{m} \leq 0.7$
- **Low difficulty**: $\bar{m} > 0.7$

We then resample the entire corpus to enforce a target distribution of **20% high**, **60% medium**, and **20% low** difficulty samples. This balanced difficulty distribution maximizes training efficiency by focusing on informative, learnable examples while maintaining sufficient coverage of both foundational and challenging cases, thereby promoting stable learning and robust generalization.

2.3 Data Composition

We iterated through multiple rounds of data composition and refinement, adjusting the mixture and characteristics of the training data in close alignment with our model training cycles. The final version of our dataset integrates three key components: (1) **Agentic data** (see Section 3.2): code-augmented reasoning trajectories that we constructed for complex tabular tasks, explicitly modeling the iterative think-and-execute process with code execution; (2) **Table-oriented data**: including TableQA, tabular

fact verification, table completion, code generation for table manipulation, and Text-to-SQL; and (3) **General data**: encompassing open-domain question answering, mathematical problem solving, and general-purpose code generation.

This composition was refined through iterative benchmarking across a diverse set of evaluation suites, ensuring both strong table-specific performance and robust general reasoning capabilities. The final version data composition achieves a balanced trade-off between task specialization and broad competence, enabling the model to generalize effectively across a wide range of real-world scenarios. The distribution of different task categories is shown in Figure 4.

3 Multi-stage Reinforcement Learning

3.1 Overview

Reinforcement learning is a natural choice for improving both reasoning and generalization in tabular agents, since many realistic table tasks require iterative code execution and cannot be reliably optimized by supervised learning alone. In practice, successful RL in the tabular domain hinges on three tightly coupled components: (i) an effective optimization objective for updating the policy, (ii) a reward signal that is compatible with heterogeneous task requirements (from strict execution correctness to open-ended interpretation), and (iii) a training curriculum that prevents instability and catastrophic forgetting. In this section, we first introduce our RL optimization objective, then describe the integrated task-adaptive reward system used to compute training rewards, and finally present the multi-stage training framework that stabilizes learning.

3.2 Agentic Data Synthesize

3.2.1 Data Format

To enable the model to learn structured, code-augmented reasoning, we require agentic training data that mimics human analytical workflows. Accordingly, each training sample is formulated as a standardized interaction trajectory: it starts with a natural language question paired with relevant tabular data, followed by an iterative think-and-execute cycle structured as follows:

1. **Thinking**: The model begins by analyzing the question within a reasoning trajectory enclosed in `<think>` tags, which demonstrates problem decomposition, step-by-step planning.
2. **Code Execution**: Executable Python code (e.g., `pd.read_csv()`) is wrapped in `<tool_call>` tags to invoke the Python execution environment.
3. **Observation and Decision**: The environment returns the execution outcome (success or error) within `<tool_response>` tags. Then the model assesses whether sufficient evidence has been gathered to answer the question. If not, it repeats this think-and-execute process, mimicking the iterative nature of real-world data analysis.

Once confident, the model outputs a concise, self-contained response enclosed in `<answer>`. This standardized format enables reliable automatic evaluation and answer extraction.

Reinforcement learning requires precise and reliable supervision signals. Therefore, we construct reliable RL training samples via a multi-model consensus strategy. Specifically, for each query, we generate responses using multiple strong models (DeepSeek, GPT-4o, and Qwen-Max) and extract their final answers. Only samples for which at least two models produce identical final answers are retained. This cross-validation mechanism ensures high accuracy and semantic consistency in the training data, thereby enhancing the stability and effectiveness of the RL optimization process.

3.2.2 Data Augmentation

To improve the model’s adaptability to diverse input scenarios and enhance the robustness of our training data, we employ multiple data augmentation strategies that specifically strengthen its tabular reasoning capabilities. A key focus of our augmentation design is **Table Input Diversity**, which directly addresses how tabular context is presented to the model. Traditionally, tables are provided in a fixed format, such as `df.head()`, `df.columns()` or schema metadata, assuming all relevant

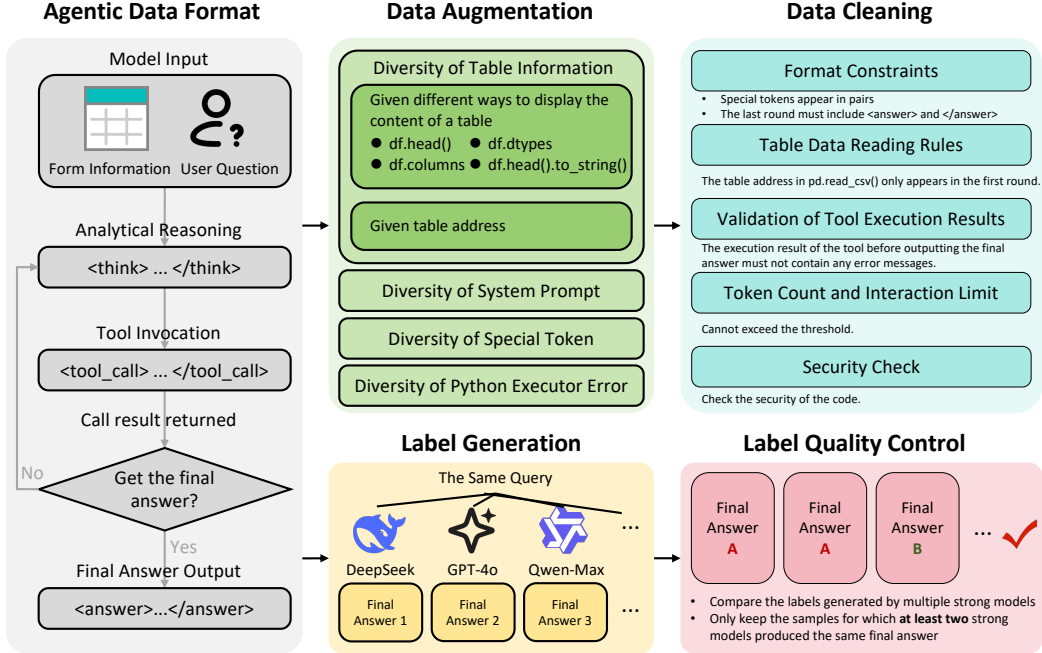


Figure 4: Agentic data synthesis pipeline for TableGPT-R1, covering structured format design, augmentation strategies, cleaning rules, and multi-model RL label validation.

information is already available and often requiring external retrieval systems to preselect query-relevant tables, thereby limiting the model to passive reasoning over potentially incomplete snippets.

In contrast, we stochastically present tables either in conventional static formats or exclusively as **file paths**. When only a path is provided, the model must autonomously load the table, inspect its structure, and determine what information to retrieve before generating executable code. This design enables truly agentic interaction with tabular data, empowering the model to leverage its internal table comprehension capabilities to construct grounded and accurate reasoning paths. Empirically, we find that training with table-path inputs consistently achieves higher accuracy than training with static table-info representations, as the former preserves the full fidelity of the original data and allows the model to dynamically access precisely the information required for correct task execution.

Beyond Table Input Diversity, we also adopt the following augmentation techniques: **(1) System Prompt Variation**: using diverse instruction templates to simulate varied user intents and deployment environments; **(2) Special Token Alternation**: rotating equivalent syntactic markers such as `<function_call>` and `<tool_call>` to prevent overfitting to specific token patterns; **(3) Error Message Diversity**: injecting heterogeneous Python error formats, including minimal exceptions and full stack traces, to improve robustness in diagnosing and recovering from execution failures.

3.2.3 Reliable Label Generation

Reinforcement learning requires precise and reliable supervision signals. Therefore, we construct reliable RL training samples via a multi-model consensus strategy. Specifically, for each query, we generate responses using multiple strong models (DeepSeek, GPT-4o, and Qwen-Max) and extract their final answers. Only samples for which at least two models produce identical final answers are retained. This cross-validation mechanism ensures high accuracy and semantic consistency in the training data, thereby enhancing the stability and effectiveness of the RL optimization process.

3.3 Reinforcement Learning Algorithm

We adapt Group Relative Policy Optimization (GRPO) [26] with recent improvements introduced by DAPO [36] and GSPO [38], including both sentence-level reward shaping and asymmetric

(decoupled) clipping, employs the following optimization objective:

$$L_{\text{GRPO++}}(\theta) = \max \mathbb{E} \left[\frac{1}{G} \sum_{i=0}^G \min \left(s^{(i)}(\theta) A^{(i)}, \text{clip}(s^{(i)}(\theta), 1 - \varepsilon_{\text{low}}, 1 + \varepsilon_{\text{high}}) A^{(i)} \right) \right] \\ + C_H \mathbb{E}_t[H(\pi_\theta)] - \eta \mathbb{E}_t[\max(0, H(\pi_\theta) - H(\pi_{\theta_{\text{old}}}))] \quad (1)$$

where the advantage of the i -th response is calculated by normalizing the group-level reward:

$$A_i = \frac{r_i - \text{mean}(\{r_1, r_2, \dots, r_G\})}{\text{std}(\{r_1, r_2, \dots, r_G\})}. \quad (2)$$

and the importance ratio $s^{(i)}(\theta)$ is calculated based on sentence likelihood:

$$s^{(i)}(\theta) = \exp \left(\frac{1}{|y^{(i)}|} \sum_{t=0}^T \log \frac{\pi_\theta}{\pi_{\theta_{\text{old}}}} \right) \quad (3)$$

and to mitigate the entropy collapse commonly observed in GRPO training, we introduce two regularization terms: a high-entropy exploration bonus $C_H \mathbb{E}_t[H(\pi_\theta)]$ and an entropy-decay suppression term $\eta \mathbb{E}_t[\max(0, H(\pi_\theta) - H(\pi_{\theta_{\text{old}}}))]$, where the policy entropy is defined as

$$H(\pi_\theta) = - \sum_a \pi_\theta(a) \log \pi_\theta(a). \quad (4)$$

It is worth noting that the high-entropy exploration bonus and the entropy-decay suppression term are not active throughout training. Based on empirical reward curves, we deactivate both terms for the first 50 steps and activate them thereafter with $C_H = \eta = 10^{-3}$, stabilizing early learning while preserving later exploration diversity.

While the objective above specifies how the policy is updated, its effectiveness critically depends on how rewards are computed for different tabular task types. We therefore next introduce the task-adaptive reward system used throughout RL training.

3.4 Task-Adaptive Reward System

3.4.1 System Overview and Taxonomy

Reinforcement learning on tabular tasks presents a distinct challenge compared to other domains: feedback signals are highly heterogeneous, spanning both deterministic objectives that admit rigorous verification (e.g., executable SQL or rule-checkable answers) and subjective objectives that require open-ended interpretation after code execution. A single reward source is therefore insufficient to reliably guide learning across the full task spectrum. To address this, we design a Task-Adaptive Reward System whose core idea is to route terminal feedback to the most suitable verifier. For tasks with definitive correctness criteria, we employ rule-based reward functions with execution verification; for tasks without reliable ground truth, we employ a criteria-injected reward model as an LLM judge to provide calibrated quality scores. This routing policy, summarized in Table 1, highlights how task properties determine the terminal evaluation pathway. In addition to terminal feedback, tabular agents often involve multiple rounds of agentic reasoning processes. In such settings, relying solely on terminal rewards leads to brittle credit assignment. We therefore complement the task-adaptive terminal verifier with a lightweight process-level step reward that provides finer-grained signals during agentic reasoning, encouraging effective progression and improving training stability.

In summary, our system adaptively selects the terminal verifier (rule-based or judge-based) according to task characteristics, while additionally introducing process-level step rewards to support agentic reasoning.

3.4.2 Reward Feedback Modules

After defining the task-adaptive routing principle, we next describe the concrete feedback modules used to compute rewards. The key idea is to combine two complementary forms of terminal supervision—a criteria-injected reward model for open-ended tasks and a rule-based reward function for deterministically verifiable tasks—and to further introduce a lightweight process-level step reward that provides finer-grained signals for the agentic reasoning process interleaving reasoning, code execution, and environment feedback. Overall, these modules form a unified feedback toolbox that enables stable reinforcement learning across heterogeneous tabular scenarios.

Table 1: Taxonomy of Data Types and Corresponding Reward Feedback Mechanisms

Task Type	Feedback Method	Remark
General	LLM-eval	Evaluated by LLM
Math-Logic	Rule	Rule extraction
Coding	Run & Rule	Rule extraction after execution
Table-QA-Python	Run & LLM-eval	Evaluated by LLM after execution
SQL	Run & Rule	Rule extraction after execution
Table-QA-With-Label	Rule	Rule extraction
QA-with-Label	Rule	Rule extraction

Criteria-Injected Reward Model. For open-ended tabular questions that lack reliable labels, we use a criteria-injected reward model as the terminal evaluator. Rather than producing a score from implicit preference alone, the judge is conditioned on explicit evaluation criteria generated in advance by a stronger teacher model, and it scores the response by checking criterion satisfaction. As shown in Figure 5, this design makes the reward signal more stable and explainable, and substantially reduces inconsistent scoring caused by under-specified evaluation standards. In practice, we train this judge by distilling criterion-aware evaluations from a stronger teacher model, so that the reward model learns to follow explicit standards and output consistent scores.

```

## You are a reward model. Your task is to evaluate the quality of the
assistant's response based on the following criteria:
{criteria}
The assistant's response is as follows: {response}
Assign a numeric score between 0 and 10, where 0 is the worst and 10 is the
best. Then provide a concise explanation for the score.
## Output strictly in JSON format with the following keys:
    • "score": numeric value (0-10)
    • "explanation": a brief text explaining the score
Do not include any other text outside the JSON. The explanation should be
short and focused on the criteria.
## Example of correct output:
{{ "score": 8, "explanation": "The response is mostly accurate but misses
one key detail." }}

```

Figure 5: The prompt template used for the Criteria-Injected Reward Model. The model receives pre-generated criteria and the candidate response as input context.

Rule-Based Reward Function. For tasks with clear labels, we adopt deterministic terminal verification. Concretely, when the task admits exact matching or execution-based verification (e.g., SQL execution followed by rule extraction), we compute the terminal reward from the verified outcome. This rule-based method provides high-precision supervision, complementing the llm-based evaluation used for open-ended scenarios.

Process Step Reward. Beyond terminal evaluation, many tabular problems require an agentic reasoning process that interleaves reasoning, code execution, and environment feedback over multiple iterations. To provide denser guidance for this process, we introduce a lightweight rule-based step reward that scores intermediate actions according to their execution state and progress based on synthetic agentic data mentioned in section 3.2. Specifically, if the model selects an incorrect function, we assign a negative reward as -0.2 to discourage invalid actions. If the function selection is correct and the code execution succeeds but the episode has not yet reached the termination condition, we assign a small positive reward as +0.1 to encourage effective progression. If the function selection is correct but the code execution fails, we assign a small negative reward as -0.1 to penalize unproductive executions while still allowing recovery in subsequent steps.

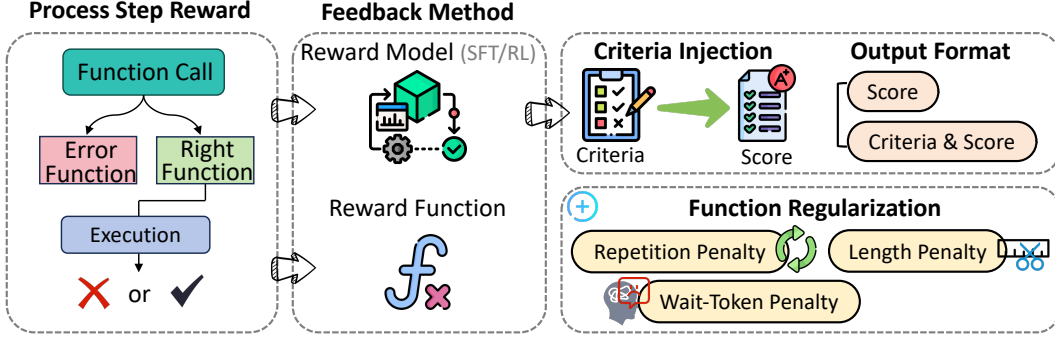


Figure 6: Illustration of task-adaptive reward system. For tasks with precise labels, we use the regularized reward function, and for open tasks, we use the reward model of criteria injection.

3.4.3 Reward Aggregation and Policy Regularization

We finally aggregate the heterogeneous feedback signals into a unified reward for optimization. For an agentic reasoning trajectory τ with T interaction steps, we compute the total return as the sum of per-step rewards, where policy regularization is applied at every step. Concretely, we define

$$R(\tau) = \sum_{t=1}^T \left(R_{\text{base}}(t) + R_{\text{reg}}(t) \right), \quad (5)$$

where $R_{\text{base}}(t)$ denotes the task-adaptive reward assigned at step t , and $R_{\text{reg}}(t)$ is a unified regularization term applied to the model response at that step.

The step reward is state-dependent. For intermediate steps ($t < T$), $R_{\text{base}}(t)$ is given by the process step reward, which provides fine-grained signals according to execution state and progress. For the final step ($t = T$), we directly apply terminal evaluation and set $R_{\text{base}}(t) = R_{\text{terminal}}(\tau)$, which is produced by the task-adaptive verifier selected above (deterministic verification for strictly checkable tasks, or the criteria-injected judge for open-ended tasks). This formulation ensures that the final decision is always scored by the appropriate terminal verifier, while intermediate behavior is guided by lightweight process shaping.

The role of $R_{\text{reg}}(t)$ is to prevent degenerate behaviors in code-execution-centric interactions, such as unproductive self-reflection, repetitive action patterns, or overly verbose intermediate outputs that waste context. In practice, we implement $R_{\text{reg}}(t)$ as a composite penalty that captures length control, repetition suppression, and invalid-reflection mitigation (e.g., excessive “wait”-like tokens), and we add an additional constraint to discourage opportunistic plotting. Additionally, to prevent reward hacking where the policy inserts unnecessary plotting code to gain credit, we introduce a simple `need_plot` supervision signal. We annotate each training sample with a `need_plot` indicator, and apply a strong negative penalty whenever the policy generates visualization code for samples labeled as `need_plot=False`, thereby aligning code execution behavior with user intent and suppressing opportunistic plotting.

3.5 Multi-stage Training Framework

With the task-adaptive reward signal in place, we further adopt a staged training curriculum to avoid reward over-optimization and to preserve general capabilities while specializing the model for complex tabular reasoning.

Supervised Fine-tuning Warm-up Due to the strict structural requirements of agentic interactions—such as explicit reasoning steps, structured code execution blocks, and formatted final answers—direct RL on the base model often produces a high rate of syntactically invalid rollouts, severely reducing training efficiency. To address this, we introduce an SFT warm-up phase before RL to reinforce consistent adherence to the target output format. Specifically, we sample approximately 3% of the full dataset according to the final data composition ratio and fine-tune the base model (Qwen3-8B [34]) on this subset. This stage is not aimed at improving task performance, but

rather at increasing the likelihood of generating well-formed, evaluable responses during subsequent reinforcement learning.

Three-stage Reinforcement Learning Despite this warm-up, direct RL training still exhibits unstable optimization dynamics and a tendency toward reward exploitation. In our preliminary experiments, we found two key training observations during reinforcement learning: (1) the reward increases rapidly within the first 50 training steps, indicating quick adaptation to the reward signal; (2) this is followed by a prolonged phase of high-frequency oscillation with minimal gains, and beyond steps 120–200, models consistently exhibit a sharp decline in general capabilities alongside various reward-hacking behaviors—such as generating corrupted tokens or skipping reasoning steps to directly output final answers. These observations suggest that without intervention, RL training tends to overfit to superficial reward cues, compromising reasoning integrity and generalization. To address this, we adopt a **three-stage** curriculum learning strategy with early stopping during reinforcement learning. Specifically:

- **Stage 1:** Dominated by **general reasoning data** to establish stable reward alignment and foundational reasoning skills;
- **Stage 2:** Significantly increases the proportion of **Table-agentic data** to reinforce behavioral consistency in structured table tasks;
- **Stage 3:** Focuses exclusively on **difficult or borderline samples** (those scoring below 5 in Stage 2) to improve robustness and generalization in challenging scenarios.

We terminate each stage at step 200 and filter the data using the current policy, retaining only samples with pass@k scores of 3–7 for the next stage. This curbs reward over-optimization, bias accumulation, and overfitting. Through this multi-stage training framework, TableGPT-R1 attains enhanced structured reasoning capabilities on table-agent tasks and preserve strong general competence.

4 Evaluation

In this section, we present the evaluation of 8B-parameter TableGPT-R1. We first detail the experimental setup, including the constructed benchmark and the baselines used for comparison. Subsequently, we report the main results on table-related tasks and analyze the model’s general capabilities.

4.1 Experimental Setup

4.1.1 Benchmark Construction

To rigorously evaluate the capabilities of TableGPT-R1, we curated a comprehensive benchmark encompassing a wide range of table-related tasks. Following prior works, we divided the benchmarks into four distinct dimensions to scrutinize the model’s proficiency across diverse scenarios. The specific task classifications are structured as follows:

- **Internal Benchmark:** To rigorously evaluate table question answering capabilities, we constructed a comprehensive and high-quality benchmark spanning diverse domains such as education, retail, healthcare, and finance. This dataset comprises 59 tables and 620 high-quality question-answer pairs. The construction process involved a rigorous human-in-the-loop verification pipeline: initial answers were generated by DeepSeek and subsequently scrutinized through multiple rounds of human review to eliminate ambiguity and ensure uniqueness. Uniquely, this benchmark assesses performance under two input configurations: (1) *Table Info*, which provides the first N rows of a table as context, and (2) *Table Path*, which provides the full table’s file path, thereby offering a robust evaluation of the model’s adaptability.
- **Natural Language to SQL:** To evaluate the model’s ability to translate natural language queries into executable SQL statements, we selected the most widely recognized benchmarks, BIRD [19] and Spider [37]. These datasets serve as the standard for assessing semantic parsing and generating correct SQL code.
- **Holistic Table Evaluation:** We employed the TableBench [32] to test general analytical skills. This dataset spans 18 industry domains and encompasses four key analysis tasks:

Table 2: Performance comparison grouped by model scale. **Left Group**: Models with comparable parameters to TableGPT-R1-8B. **Right Group**: Significantly larger models and proprietary closed-source models. **Bold** indicates the best result within each group. **Gray background** highlights TableGPT-R1-8B. **Abbreviations**: **Q3**: Qwen3; **QwQ**: QwQ-32B; **DS-V3**: DeepSeek-V3; **Q-Plus**: Qwen-Plus; **T-LLM**: TableLLM; **Llama**: Llama-3.1-8B; **T-R1-Z**: Table-R1-Zero-7B; **TGPT2**: TableGPT2-7B; **TGPT-R1**: TableGPT-R1-8B; **FC**: Fact Checking; **NR**: Numerical Reasoning; **SC**: Structure Comprehending; **DA**: Data Analysis; **CG**: Chart Generation.

Benchmark Task	Met.	Comparable Parameter Models						Larger Parameter & Proprietary Models						Improv.			
		Q3-8B	T-LLM	Llama	T-R1-Z	TGPT2	TGPT-R1	Q3-14B	Q3-32B	Q3-30B	QwQ	GPT-4o	DS-V3	Q-Plus	vs.Q3-8B	vs.TGPT2	
Internal Bench																	
Table Info	Acc	69.20	0.97	37.26	15.97	-	80.00	66.10	72.58	51.10	69.68	67.26	66.00	76.90	10.80	-	
Table Path	Acc	73.90	0.65	31.77	9.19	-	82.70	74.70	78.55	60.50	75.00	-	72.90	81.50	8.80	-	
NL2SQL																	
Spider	EX	86.07	65.30	73.59	82.63	74.38	86.73	87.61	87.80	61.71	85.33	87.98	88.54	89.19	0.66	12.35	
BIRD	EX	61.67	30.64	40.03	50.98	49.28	63.17	61.80	63.04	53.91	54.30	65.25	65.65	68.32	1.50	13.89	
Holistic Table Evaluation																	
TableBench																	
	DP	Rge	42.10	3.63	18.04	39.4	42.10	48.35	47.41	52.18	48.61	49.33	40.91	36.56	31.01	6.25	6.25
	PoT	Rge	28.01	0.00	6.73	7.54	39.80	35.12	36.61	37.78	27.72	40.03	51.96	33.05	41.79	7.11	-4.68
	SCoT	Rge	41.86	1.99	21.94	28.89	40.70	49.53	47.36	47.47	45.68	44.84	41.43	50.11	44.06	7.67	8.83
	TCoT	Rge	41.71	3.18	15.26	39.52	46.19	48.28	46.07	51.74	47.63	48.83	45.71	54.28	52.07	6.57	2.09
RealHitBench																	
	FC	EM	58.83	33.44	30.32	0.00	43.06	63.85	62.36	65.00	60.23	66.31	55.22	65.08	56.53	5.01	20.79
	NR	EM	39.43	13.36	14.53	0.00	24.90	49.03	43.70	47.34	46.95	55.38	38.91	52.53	31.25	9.60	24.13
	SC	EM	64.12	53.28	35.90	28.50	34.86	64.12	73.02	71.76	69.47	76.08	61.83	71.25	62.85	0.00	29.26
	DA	GPT	53.28	47.86	60.12	36.24	53.16	66.53	63.03	66.67	53.27	64.99	55.54	66.29	62.04	13.25	13.37
	CG	ECR	24.67	22.73	13.64	16.00	44.16	55.84	23.38	25.00	20.78	20.13	34.42	18.18	48.05	31.17	11.68
Agent-based Data Analysis																	
InfiAgent-DA	Acc	56.81	11.67	55.08	70.82	73.15	80.54	59.92	54.86	41.63	37.74	87.10	77.43	67.32	23.73	7.39	

fact verification, numerical reasoning, data analysis, and code-based chart visualization, providing a holistic assessment of tabular comprehension. Besides, to evaluate the model’s reasoning performance on irregular tables, we introduced RealHitBench [31], the latest dataset in this domain. As a challenging benchmark featuring hierarchical and complex tables, it presents data in multiple modalities and formats. Furthermore, it includes a variety of question types designed to rigorously test the model’s reasoning capabilities on intricate, real-world data structures.

- **Agent-based Data Analysis**: To assess the model’s capability in tabular data analysis, we utilized InfiAgent-DABench, a benchmark tailored for evaluating LLM-based agents. This framework rigorously tests the model’s capacity to resolve complex, end-to-end data analytics challenges by dynamically interacting with an execution environment.

4.1.2 Baselines

For comparative analysis, we benchmarked our **TableGPT-R1** against a wide spectrum of Large Language Models (LLMs), categorized into three distinct groups: (1) **State-of-the-art Open-source LLMs**, including general-purpose models such as the **Qwen3 Series** [34], **Llama-3.1-8B-Instruct** [9], and **QwQ-32B** [28]; (2) **Leading Proprietary LLMs**, representing top-tier closed-source capabilities, such as **GPT-4o** [15], **DeepSeek-Chat** [8], and **Qwen-Plus** [34]; and (3) **Specialized Table LLMs**, specifically **TableLLM** [32], **Table-R1-Zero-7B** [35] and **TableGPT2-7B**, which are explicitly fine-tuned or optimized for tabular intelligence.

4.2 Main Results on Table-Specific Tasks

Table 2 presents the comprehensive comparative analysis of TableGPT-R1 against the state-of-the-art LLMs discussed above. Notably, even without extensive training on specific benchmark training sets, our 8B-parameter TableGPT-R1 achieves significantly superior results compared to nearly all other Table-oriented Models. Empirically, on select benchmarks, it delivers performance comparable to, or even exceeding, that of proprietary models like GPT-4o.

Table 3: Evaluation of general capabilities across coding, mathematics, and general knowledge benchmarks. **Model Abbreviations:** **Q3:** Qwen3 Series; **QwQ:** QwQ-32B; **T-LLM:** TableLLM; **TGPT2:** TableGPT2-7B; **TGPT-R1:** TableGPT-R1-8B (Ours). **vs. Q3-8B:** Improvement over Qwen3-8B; **vs. TGPT2:** Improvement over TableGPT2-7B. Best results are highlighted in bold.

Benchmark	General Open-Source Baselines					Specialized		Ours	Improvement	
	Q3-8B	Q3-14B	Q3-32B	Q3-30B	QwQ	T-LLM	TGPT2	TGPT-R1	vs. Q3-8B	vs. TGPT2
<i>Coding Capabilities</i>										
HumanEval	93.90	95.73	95.73	95.12	96.34	18.29	80.00	95.73	1.83	15.73
MBPP	84.80	80.60	79.20	87.60	87.80	15.60	64.00	83.20	-1.60	19.20
<i>Mathematical Reasoning</i>										
GSM8K	93.70	92.90	95.20	95.10	88.80	68.70	83.10	95.60	1.90	12.50
MATH	91.00	90.20	91.90	78.80	84.20	29.20	44.50	93.30	2.30	48.80
AIME	40.00	56.67	60.00	60.00	50.00	0.00	3.33	50.00	10.00	46.67
<i>General Knowledge</i>										
CMMLU-5	79.66	85.33	86.97	85.90	63.39	49.50	79.45	76.84	-2.82	-2.61
GPQA-Diamond	60.10	59.60	65.66	58.08	57.58	6.57	16.67	55.56	-4.54	38.89

Overall, TableGPT-R1 demonstrates substantial advancements over its predecessor, TableGPT2-7B, particularly in table comprehension and reasoning capabilities. Detailed comparisons are as follows:

On the TableBench benchmark, TableGPT-R1 demonstrates strong performance. It achieves an average gain of 6.9% over the Qwen3-8B across four core sub-tasks. Compared to the TableGPT2-7B, it records an average improvement of 3.12%, validating its enhanced reasoning capability despite a trade-off in the PoT task.

In the Natural Language to SQL domain, TableGPT-R1 exhibits superior generalization capabilities. While showing consistent improvements over Qwen3-8B on Spider 1.0 (+0.66%) and BIRD (+1.5%), it represents a significant leap compared to TableGPT2-7B, registering dramatic performance increases of 12.35% and 13.89%, respectively.

In the highly challenging RealHitBench test, TableGPT-R1 achieved outstanding results, particularly surpassing the top closed-source baseline model GPT-4o. This highlights its powerful capabilities in hierarchical table reasoning. Quantitative analysis shows that TableGPT-R1 matches or outperforms Qwen3-8B across subtasks, achieving an average improvement of 11.81%, with a remarkable peak gain of 31.17% in the Chart Generation task. Furthermore, compared to TableGPT2-7B, the model represents a significant advancement, registering an average improvement of 19.85% across all subtasks.

Evaluation on our Internal Benchmark further attests to the model’s robustness. TableGPT-R1 surpasses Qwen3-8B by substantial margins: 10.8% on the Table Info and 8.8% on the Table Path.

4.3 Case Study

To provide a tangible demonstration of TableGPT-R1’s reasoning capabilities on tabular data, we present qualitative examples derived from our evaluation dataset in Figure 7. Each case includes the source table, the specific query, and the response generated by model. By contrasting these outputs with those from baseline models under identical conditions, we empirically highlight the superior accuracy and logical coherence of TableGPT-R1 in handling complex tabular scenarios.

4.4 General Capabilities

A critical objective in specializing Large Language Models for tabular tasks is to enhance domain-specific expertise without compromising general intelligence. To verify that TableGPT-R1 avoids catastrophic forgetting, we evaluated it on a suite of widely recognized benchmarks, including MBPP[2], HumanEval[5], GSM8K[6], MATH[12], CMMLU-5[18], GPQA-Diamond[24], and

Table overview

QA

Qwen3-8B

TableGPT2-7B

TableGPT-R1-8B

General tables

ward	bello	ben - tahir	doucet
orleans	51	27	1918
innes	41	11	1466
barthaven	36	32	1267
kanata nor	23	23	1222
west carleton	6	5	958
stittsville	9	7	771
bay	37	68	2009
college	40	32	2112
knondale	33	47	1583
gloucester - beacons hill	84	62	1378
rideau - van	70	24	1297
rideau - roc	66	24	2148
rideau - vanier	68	48	1975
someset	47	33	2455
kitchissippi	39	21	3556
river	52	57	1917
capital	40	20	4430
alta vista	58	89	2114
cumberland	39	32	1282
osgoode	15	2	769
rideau - gon	7	4	898
gloucester - kanata south	36	35	976
kanata south	29	26	1646

Question:

Which ward has a value of 66 in the "bello" column?

Answer:

rideau - vanier

The ward with a value of 66 in the "bello" column is

Rideau - Vanier.

The ward with a value of 66 in the "bello" column is

Gloucester - Southgate.

Identify the Columns: The table headers are: ward, bello, ben - tahir, etc. The second column (bello) is the target.

Extract Data Rows: Each row starts with the ward name, followed by values in the order of the headers: Check for 66 in "bello": Scanning each row's second value (the bello column), the only row with 66 is the 12th row: rideau - vanier.

Answer: The ward rideau - vanier has the value 66 .

Description	NDB_No	Year of SR	Sodium (mg/100g)
apric, canno	02054	2013	0
apric, canno	02054	2014	0
BR&L MILL, 04244	2013	0	320
ars, wheat, e	18232	2013	0
avoh, houb g	21129	2013	6
defance, chi	07024	2013	0
defance, chi	07024	2015	0
chinese, ch	20113	2013	0
chinese, ch	20113	2014	0
dry roasted, 12563	2013	0	656
dry roasted, 12563	2014	0	690
enter, plant, 12588	2013	0	406
enter, plant, 12588	2014	0	295
cran, pork, 07037	2013	0	1761
cran, pork, 07037	2015	0	1582
pal, kandoe	10950	2013	0
l (chips), be	10949	2013	0
italian, por	42190	2013	0
italian, por	07099	2013	2
sunken, bot	07929	2013	0
ernels, dry r	12537	2013	0
NUTRI-G8	19441	2013	0
made from	19410	2013	0

Irregular tables					
Year	Civilian labor force				
	Total	Employed			
		Total	Agri-cultural	Nonagri-cu	
Persons 16 years of age and over					
1953	63035	61179	6260	54919	
1954	63643	61109	6205	53904	
1955	65023	62170	6450	55722	
1956	66552	63799	6283	57514	
1957	66929	64071	5947	58123	
1958	67439	65036	5586	59450	
1959	68369	64630	5565	59065	
1960	69628	65778	5458	60318	
1961	70459	65746	5200	60546	
1962	70614	66702	4944	61759	
1963	71833	67262	4687	62675	
1964	73091	69305	4523	64782	
1965	74455	71088	4361	66726	
1966	75770	72895	3979	68915	
1967	77347	74372	3844	70527	
1968	78737	75920	3817	72103	
1969	80734	77902	3606	74296	
1970	82771	79678	3463	76215	
1971	84382	79367	3394	75972	
1972	87034	82153	3484	78609	
1973	89429	85064	3470	81594	
1974	91949	86794	3315	83279	
1975	93775	88846	3408	85238	
1976	96158	88752	3331	85421	

根据2023年的数据，请列出“5人”住户数目最多的前三个地区，并按从高到低的顺序列出。

地区 (Region)

1

2

3

4

5

6

7

8

9

沙田区 (Sha Tin)

284

264

141

114

94

7

元朗区 (Yuen Long)

255

214

141

104

104

104

屯门区 (Tuen Mun)

204

204

141

104

104

104

观塘区 (Kwun Tong)

184

184

141

104

104

104

荃湾区 (Tsing Yi)

164

164

141

104

104

104

葵青区 (Kwai Tsing)

141

141

141

104

104

104

湾仔区 (Wan Chai)

124

124

141

104

104

104

新界区 (New Territories)

104

104

141

104

104

104

香港岛 (Hong Kong Island)

84

84

141

104

104

104

新城区 (New Town)

64

64

141

104

104

104

沙田区 (Sha Tin)

44

44

141

104

104

104

元朗区 (Yuen Long)

24

24

141

104

104

104

屯门区 (Tuen Mun)

4

4

141

104

104

104

观塘区 (Kwun Tong)

2

2

141

104

104

104

荃湾区 (Tsing Yi)

1

1

141

104

104

104

葵青区 (Kwai Tsing)

0

0

141

104

104

104

湾仔区 (Wan Chai)

0

0

141

104

104

104

新界区 (New Territories)

0

0

141

104

104

104

香港岛 (Hong Kong Island)

0

0

141

104

104

104

新城区 (New Town)

0

0

141

104

104

104

沙田区 (Sha Tin)

0

0

141

104

104

104

元朗区 (Yuen Long)

0

0

141

104

104

104

屯门区 (Tuen Mun)

0

0

141

104

104

104

观塘区 (Kwun Tong)

0

0

141

104

104

104

荃湾区 (Tsing Yi)

0

0

141

104

104

104

葵青区 (Kwai Tsing)

0

0

141

104

104

104

湾仔区 (Wan Chai)

0

0

141

104

104

104

新界区 (New Territories)

0

0

141

104

104

104

香港岛 (Hong Kong Island)

0

0

141

104

104

104

新城区 (New Town)

0

0

141

104

104

104

沙田区 (Sha Tin)

0

0

141

104

104

104

元朗区 (Yuen Long)

0

0

141

104

104

104

屯门区 (Tuen Mun)

0

0

141

104

104

104

观塘区 (Kwun Tong)

0

0

141

104

104

104

荃湾区 (Tsing Yi)

0

0

141

104

104

104

葵青区 (Kwai Tsing)

0

0

141

104

104

104

湾仔区 (Wan Chai)

0

0

141

104

104

104

新界区 (New Territories)

0

0

141

104

104

104

香港岛 (Hong Kong Island)

0

0

141

104

104

104

新城区 (New Town)

0

0

141

104

104

104

沙田区 (Sha Tin)

0

0

141

104

104

104

元朗区 (Yuen Long)

0

0

141

104

104

104

屯门区 (Tuen Mun)

0

0

141

104

104

104

观塘区 (Kwun Tong)

0

0

141

104

104

104

荃湾区 (Tsing Yi)

0

0

141

104

104

104

葵青区 (Kwai Tsing)

0

0

141

104

104

104

湾仔区 (Wan Chai)

0

0

141

104

104

104

新界区 (New Territories)

0

0

141

104

104

104

香港岛 (Hong Kong Island)

0

0

141

104

104

104

新城区 (New Town)

0

0

141

104

104

104

沙田区 (Sha Tin)

0

0

141

104

104

104

元朗区 (Yuen Long)

0

0

141

104

104

104

屯门区 (Tuen Mun)

0

0

141

104

104

104

观塘区 (Kwun Tong)

0

0

141

104

104

104

荃湾区 (Tsing Yi)

0

0

141

104

104

104

葵青区 (Kwai Tsing)

0

0

141

104

104

104

湾仔区 (Wan Chai)

0

0

141

104

104

104

新界区 (New Territories)

0

0

141

104

104

104

香港岛 (Hong Kong Island)

0

0

141

104

104

104

新城区 (New Town)

0

0

141

104

104

104

沙田区 (Sha Tin)

0

0

141

104

104

104

元朗区 (Yuen Long)

0

0

141

104

104

104

屯门区 (Tuen Mun)

0

0

141

104

104

104

观塘区 (Kwun Tong)

0

0

141

104

104

104

荃湾区 (Tsing Yi)

0

0

141

104

104

104

葵青区 (Kwai Tsing)

0

0

141

104

104

104

湾仔区 (Wan Chai)

0

0

141

104

104

104

新界区 (New Territories)

0

0

141

104

104

104

香港岛 (Hong Kong Island)

0

0

141

104

104

104

新城区 (New Town)

0

0

141

104

104

104

沙田区 (Sha Tin)

0

0

141

104

104

104

元朗区 (Yuen Long)

0

0

141

104

104

104

屯门区 (Tuen Mun)

0

0

141

104

104

104

观塘区 (Kwun Tong)

0

0

141

104

104

104

荃湾区 (Tsing Yi)

0

0

141

104

104

104

葵青区 (Kwai Tsing)

0

0

141

104

104

104

湾仔区 (Wan Chai)

0

0

141

104

104

104

新界区 (New Territories)

0

0

141

104

104

104

香港岛 (Hong Kong Island)

0

0

141

104

104

104

新城区 (New Town)

0

0

141

104

104

104

沙田区 (Sha Tin)

0

0

141

104

104

104

元朗区 (Yuen Long)

0

0

141

104

104

104

屯门区 (Tuen Mun)

0

0

141

104

104

104

观塘区 (Kwun Tong)

0

0

141

104

104

104

荃湾区 (Tsing Yi)

0

0

141

104

104

104

葵青区 (Kwai Tsing)

0

0

141

104

104

104

湾仔区 (Wan Chai)

0

0

141

104

104

104

新界区 (New Territories)

0

0

141

104

104

104

香港岛 (Hong Kong Island)

0

0

141

104

104

104

新城区 (New Town)

0

0

141

104

104

104

沙田区 (Sha Tin)

0

0

141

104

104

104

元朗区 (Yuen Long)

0

0

141

104

104

104

屯门区 (Tuen Mun)

0

0

141

104

104

104

观塘区 (Kwun Tong)

0

0

141

104

104

104

荃湾区 (Tsing Yi)

0

0

141

104

104

104

葵青区 (Kwai Tsing)

0

0

141

104

104

104

湾仔区 (Wan Chai)

0

0

141

104

104

104

新界区 (New Territories)

0

0

141

104

104

104

香港岛 (Hong Kong Island)

0

0

141

104

104

104

新城区 (New Town)

0

0

141

104

104

104

沙田区 (Sha Tin)

0

0

141

104

104

104

元朗区 (Yuen Long)

0

0

141

104

104

104

屯门区 (Tuen Mun)

0

0

141

104

104

104

观塘区 (Kwun Tong)

0

0

141

104

104

104

荃湾区 (Tsing Yi)

0

0

141

104

104

104

葵青区 (Kwai Tsing)

0

0

141

104

104

104

湾仔区 (Wan Chai)

0

0

141

104

104

104

新界区 (New Territories)

0

0

141

104

104

104

香港岛 (Hong Kong Island)

0

0

141

104

104

104

新城区 (New Town)

0

0

141

104

104

104

沙田区 (Sha Tin)

0

0

141

104

104

104

元朗区 (Yuen Long)

0

0

141

104

104

104

屯门区 (Tuen Mun)

0

0

141

104

104

104

观塘区 (Kwun Tong)

0

0

141

104

104

104

荃湾区 (Tsing Yi)

0

0

141

104

104

104

葵青区 (Kwai Tsing)

0

0

141

104

104

104

湾仔区 (Wan Chai)

0

0

141

104

104

104

新界区 (New Territories)

0

0

141

104

104

104

香港岛 (Hong Kong Island)

0

0

141

104

104

104

新城区 (New Town)

0

0

141

104

104

104

沙田区 (Sha Tin)

0

0

141

104

104

104

元朗区 (Yuen Long)

0

0

141

104

104

104

屯门区 (Tuen Mun)

0

0

141

104

104

104

观塘区 (Kwun Tong)

0

0

141

104

104

104

荃湾区 (Tsing Yi)

0

0

141

104

104

104

葵青区 (Kwai Tsing)

0

0

141

104

104

104

湾仔区 (Wan Chai)

0

0

141

104

104

104

新界区 (New Territories)

0

0

141

104

104

104

香港岛 (Hong Kong Island)

0

0

141

104

104

104

新城区 (New Town)

0

0

141

104

104

104

沙田区 (Sha Tin)

0

0

141

104

104

104

元朗区 (Yuen Long)

0

0

141

104

104

104

屯门区 (Tuen Mun)

0

0

141

104

104

104

观塘区 (Kwun Tong)

0

0

141

104

104

104

荃湾区 (Tsing Yi)

0

0

141

104

104

104

葵青区 (Kwai Tsing)

0

0

141

104

104

104

湾仔区 (Wan Chai)

0

0

141

104

104

104

新界区 (New Territories)

0

0

141

104

104

104

香港岛 (Hong Kong Island)

0

0

141

104

104

104

新城区 (New Town)

0

0

141

104

104

104

沙田区 (Sha Tin)

0

0

141

104

104

104

元朗区 (Yuen Long)

0

0

141

104

104

104

屯门区 (Tuen Mun)

0

0

141

104

104

104

观塘区 (Kwun Tong)

0

0

141

104

104

104

荃湾区 (Tsing Yi)

0

0

141

104

104

104

葵青区 (Kwai Tsing)

0

0

141

104

104

104

湾仔区 (Wan Chai)

0

0

141

104

104

104

新界区 (New Territories)

0

0

141

104

104

104

香港岛 (Hong Kong Island)

0

0

141

104

104

104

新城区 (New Town)

0

0

141

104

104

104

沙田区 (Sha Tin)

0

0

141

104

104

104

元朗区 (Yuen Long)

0

0

141

104

104

104

屯门区 (Tuen Mun)

0

0

141

104

104

104

观塘区 (Kwun Tong)

0

0

141

104

104

104

荃湾区 (Tsing Yi)

0

0

141

104

104

104

葵青区 (Kwai Tsing)

0

0

141

104

104

104

湾仔区 (Wan Chai)

0

0

141

104

104

104

新界区 (New Territories)

0

0

141

104

104

104

香港岛 (Hong Kong Island)

0

0

141

104

104

104

新城区 (New Town)

0

0

141

104

104

104

沙田区 (Sha Tin)

0

0

141

104

104

104

元朗区 (Yuen Long)

0

0

141

104

104

104

屯门区 (Tuen Mun)

0

0

141

104

104

104

观塘区 (Kwun Tong)

0

0

141

104

104

104

荃湾区 (Tsing Yi)

0

0

141

104

104

104

葵青区 (Kwai Tsing)

0

0

141

104

104

104

湾仔区 (Wan Chai)

0

0

141

104

104

104

新界区 (New Territories)

0

0

141

104

104

104

香港岛 (Hong Kong Island)

0

0

141

104

104

104

新城区 (New Town)

0

0

141

104

104

104

沙田区 (Sha Tin)

0

0

141

Figure 7: Qualitative cases of TableGPT-R1.

AIME[22]. These datasets comprehensively assess general coding proficiency, mathematical reasoning, and language understanding.

The results, presented in Table 3, demonstrate that TableGPT-R1 maintains excellent general capabilities. Despite extensive optimization for table-related tasks, the model exhibits high stability in general coding and mathematical reasoning.

Quantitatively, TableGPT-R1 shows an average performance gain of 1.01% across the seven metrics compared to the base model, Qwen3-8B, while achieving a substantial average improvement of 25.6% over its predecessor, TableGPT2-7B. Specifically, TableGPT-R1 demonstrates improvements over Qwen3-8B on HumanEval, GSM8K, and MATH, and achieves a notable increase on AIME (+10.0%). Minor performance regressions were observed on MBPP, CMMLU-5, and GPQA-Diamond.

5 Conclusion

In this work, we presented **TableGPT-R1**, a specialized tabular model that effectively bridges the gap between general-purpose reasoning and domain-specific data analysis through a systematic reinforcement learning framework. By addressing the critical challenges of data scarcity, feedback heterogeneity, and optimization instability, our approach establishes a robust paradigm for vertical domain adaptation. The proposed **Task-Adaptive Reward System**—which synergizes rule-based verification for rigid tasks with criteria-injected reward modeling for open-ended reasoning—alongside a **Multi-Stage Training Strategy**, has proven highly effective in stabilizing training and preventing catastrophic forgetting. Experimental results across various benchmarks demonstrate that TableGPT-R1 achieves state-of-the-art performance in table comprehension, code execution, and complex reasoning, significantly outperforming comparable open-source models while retaining robust general intelligence. These findings validate that a rigorously designed RL pipeline can enhance the model to expert-level proficiency in specialized domains while maintain general performance. Future work will focus on extending these capabilities to multi-modal table understanding and scaling to ultra-large database interactions, further pushing the boundaries of autonomous data analysis.

Acknowledgements

This work is supported by the National Regional Innovation and Development Joint Fund (No. U24A20254).

References

- [1] Josh Achiam, Steven Adler, Sandhini Agarwal, Lama Ahmad, Ilge Akkaya, Florencia Leoni Aleman, Diogo Almeida, Janko Altschmidt, Sam Altman, Shyamal Anadkat, et al. Gpt-4 technical report. *arXiv preprint arXiv:2303.08774*, 2023.
- [2] Jacob Austin, Augustus Odena, Maxwell Nye, Maarten Bosma, Henryk Michalewski, David Dohan, Ellen Jiang, Carrie Cai, Michael Terry, Quoc Le, et al. Program synthesis with large language models. *arXiv preprint arXiv:2108.07732*, 2021.
- [3] Jinze Bai, Shuai Bai, Yunfei Chu, Zeyu Cui, Kai Dang, Xiaodong Deng, Yang Fan, Wenbin Ge, Yu Han, Fei Huang, et al. Qwen technical report. *arXiv preprint arXiv:2309.16609*, 2023.
- [4] Vadim Borisov, Tobias Leemann, Kathrin Seßler, Johannes Haug, Martin Pawelczyk, and Gjergji Kasneci. Deep neural networks and tabular data: A survey. *IEEE transactions on neural networks and learning systems*, 2022.
- [5] Mark Chen. Evaluating large language models trained on code. *arXiv preprint arXiv:2107.03374*, 2021.
- [6] Karl Cobbe, Vineet Kosaraju, Mohammad Bavarian, Mark Chen, Heewoo Jun, Lukasz Kaiser, Matthias Plappert, Jerry Tworek, Jacob Hilton, Reiichiro Nakano, Christopher Hesse, and John Schulman. Training verifiers to solve math word problems. *arXiv preprint arXiv:2110.14168*, 2021.
- [7] Gheorghe Comanici, Eric Bieber, Mike Schaekermann, Ice Pasupat, Noveen Sachdeva, Inderjit Dhillon, Marcel Blistein, Ori Ram, Dan Zhang, Evan Rosen, et al. Gemini 2.5: Pushing the frontier with advanced reasoning, multimodality, long context, and next generation agentic capabilities. *arXiv preprint arXiv:2507.06261*, 2025.
- [8] DeepSeek-AI. Deepseek-v3 technical report, 2024.
- [9] Abhimanyu Dubey, Abhinav Jauhri, Abhinav Pandey, Abhishek Kadian, Ahmad Al-Dahle, Aiesha Letman, Akhil Mathur, Alan Schelten, Amy Yang, Angela Fan, et al. The llama 3 herd of models. *arXiv e-prints*, pages arXiv–2407, 2024.
- [10] Xi Fang, Weijie Xu, Fiona Anting Tan, Jiani Zhang, Ziqing Hu, Yanjun Qi, Scott Nickleach, Diego Socolinsky, Srinivasan Sengamedu, and Christos Faloutsos. Large language models (llms) on tabular data: Prediction, generation, and understanding – a survey. 2024.
- [11] Daya Guo, Dejian Yang, Haowei Zhang, Junxiao Song, Ruoyu Zhang, Runxin Xu, Qihao Zhu, Shirong Ma, Peiyi Wang, Xiao Bi, et al. Deepseek-r1: Incentivizing reasoning capability in llms via reinforcement learning. *arXiv preprint arXiv:2501.12948*, 2025.
- [12] Dan Hendrycks, Collin Burns, Saurav Kadavath, Akul Arora, Steven Basart, Eric Tang, Dawn Song, and Jacob Steinhardt. Measuring mathematical problem solving with the math dataset. *NeurIPS*, 2021.
- [13] Chenxu Hu, Jie Fu, Chenzhuang Du, Simian Luo, Junbo Zhao, and Hang Zhao. Chatdb: Augmenting llms with databases as their symbolic memory. *arXiv preprint arXiv:2306.03901*, 2023.
- [14] Zenan Huang, Yihong Zhuang, Guoshan Lu, Zeyu Qin, Haokai Xu, Tianyu Zhao, Ru Peng, Jiaqi Hu, Zhanming Shen, Xiaomeng Hu, et al. Reinforcement learning with rubric anchors. *arXiv preprint arXiv:2508.12790*, 2025.
- [15] Aaron Hurst, Adam Lerer, Adam P Goucher, Adam Perelman, Aditya Ramesh, Aidan Clark, AJ Ostrow, Akila Welihinda, Alan Hayes, Alec Radford, et al. Gpt-4o system card. *arXiv preprint arXiv:2410.21276*, 2024.
- [16] Nengzheng Jin, Joanna Siebert, Dongfang Li, and Qingcai Chen. A survey on table question answering: recent advances. In *China Conference on Knowledge Graph and Semantic Computing*, pages 174–186. Springer, 2022.

- [17] Timo Kaufmann, Paul Weng, Viktor Bengs, and Eyke Hüllermeier. A survey of reinforcement learning from human feedback. 2024.
- [18] Haonan Li, Yixuan Zhang, Fajri Koto, Yifei Yang, Hai Zhao, Yeyun Gong, Nan Duan, and Timothy Baldwin. Cmmu: Measuring massive multitask language understanding in chinese, 2023.
- [19] Jinyang Li, Binyuan Hui, Ge Qu, Jiayi Yang, Binhua Li, Bowen Li, Bailin Wang, Bowen Qin, Ruiying Geng, Nan Huo, et al. Can llm already serve as a database interface? a big bench for large-scale database grounded text-to-sqls. *Advances in Neural Information Processing Systems*, 36, 2024.
- [20] Liyao Li, Jiaming Tian, Hao Chen, Wentao Ye, Chao Ye, Haobo Wang, Ningtao Wang, Xing Fu, Gang Chen, and Junbo Zhao. Longtablebench: Benchmarking long-context table reasoning across real-world formats and domains. In *Findings of the Association for Computational Linguistics: EMNLP 2025*, 2025.
- [21] Liyao Li, Chao Ye, Wentao Ye, Yifei Sun, Zhe Jiang, Haobo Wang, Jiaming Tian, Yiming Zhang, Ningtao Wang, Xing Fu, et al. Table as a modality for large language models. *arXiv preprint arXiv:2512.00947*, 2025.
- [22] Bhrij Patel, Souradip Chakraborty, Wesley A. Suttle, Mengdi Wang, Amrit Singh Bedi, and Dinesh Manocha. Aime: Ai system optimization via multiple llm evaluators, 2024.
- [23] Rafael Rafailov, Archit Sharma, Eric Mitchell, Christopher D Manning, Stefano Ermon, and Chelsea Finn. Direct preference optimization: Your language model is secretly a reward model. *Advances in neural information processing systems*, 2023.
- [24] David Rein, Betty Li Hou, Asa Cooper Stickland, Jackson Petty, Richard Yuanzhe Pang, Julien Dirani, Julian Michael, and Samuel R. Bowman. Gpqa: A graduate-level google-proof q&a benchmark, 2023.
- [25] Maria Sahakyan, Zeyar Aung, and Talal Rahwan. Explainable artificial intelligence for tabular data: A survey. *IEEE access*, 9:135392–135422, 2021.
- [26] Zhihong Shao, Peiyi Wang, Qihao Zhu, Runxin Xu, Junxiao Song, Xiao Bi, Haowei Zhang, Mingchuan Zhang, YK Li, Yang Wu, et al. Deepseekmath: Pushing the limits of mathematical reasoning in open language models. *arXiv preprint arXiv:2402.03300*, 2024.
- [27] Aofeng Su, Aowen Wang, Chao Ye, Chen Zhou, Ga Zhang, Gang Chen, Guangcheng Zhu, Haobo Wang, Haokai Xu, Hao Chen, et al. Tablegpt2: A large multimodal model with tabular data integration. *arXiv preprint arXiv:2411.02059*, 2024.
- [28] Qwen Team. Qwq-32b: Embracing the power of reinforcement learning, March 2025.
- [29] Gido M van de Ven, Nicholas Soures, and Dhireesha Kudithipudi. Continual learning and catastrophic forgetting. *arXiv preprint arXiv:2403.05175*, 2024.
- [30] Jason Wei, Maarten Bosma, Vincent Y Zhao, Kelvin Guu, Adams Wei Yu, Brian Lester, Nan Du, Andrew M Dai, and Quoc V Le. Finetuned language models are zero-shot learners. *arXiv preprint arXiv:2109.01652*, 2021.
- [31] Pengzuo Wu, Yuhang Yang, Guangcheng Zhu, Chao Ye, Hong Gu, Xu Lu, Ruixuan Xiao, Bowen Bao, Yijing He, Liangyu Zha, Wentao Ye, Junbo Zhao, and Haobo Wang. Realhitbench: A comprehensive realistic hierarchical table benchmark for evaluating llm-based table analysis, 2025.
- [32] Xianjie Wu, Jian Yang, Linzheng Chai, Ge Zhang, Jiaheng Liu, Xinrun Du, Di Liang, Daixin Shu, Xianfu Cheng, Tianzhen Sun, et al. Tablebench: A comprehensive and complex benchmark for table question answering. *arXiv preprint arXiv:2408.09174*, 2024.
- [33] Xiao-Kun Wu, Min Chen, Wanyi Li, Rui Wang, Limeng Lu, Jia Liu, Kai Hwang, Yixue Hao, Yanru Pan, Qingguo Meng, et al. Llm fine-tuning: Concepts, opportunities, and challenges. *Big Data and Cognitive Computing*, 2025.

- [34] An Yang, Anfeng Li, Baosong Yang, Beichen Zhang, Binyuan Hui, Bo Zheng, Bowen Yu, Chang Gao, Chengen Huang, Chenxu Lv, et al. Qwen3 technical report. *arXiv preprint arXiv:2505.09388*, 2025.
- [35] Zheyuan Yang, Lyuhao Chen, Arman Cohan, and Yilun Zhao. Table-r1: Inference-time scaling for table reasoning tasks. In Christos Christodoulopoulos, Tanmoy Chakraborty, Carolyn Rose, and Violet Peng, editors, *Proceedings of the 2025 Conference on Empirical Methods in Natural Language Processing*, pages 20616–20635, Suzhou, China, November 2025. Association for Computational Linguistics.
- [36] Qiyang Yu, Zheng Zhang, Ruofei Zhu, Yufeng Yuan, Xiaochen Zuo, Yu Yue, Weinan Dai, Tiantian Fan, Gaohong Liu, Lingjun Liu, et al. Dapo: An open-source llm reinforcement learning system at scale. *arXiv preprint arXiv:2503.14476*, 2025.
- [37] Tao Yu, Rui Zhang, Kai Yang, Michihiro Yasunaga, Dongxu Wang, Zifan Li, James Ma, Irene Li, Qingning Yao, Shanell Roman, et al. Spider: A large-scale human-labeled dataset for complex and cross-domain semantic parsing and text-to-sql task. In *Proceedings of the 2018 Conference on Empirical Methods in Natural Language Processing*, pages 3911–3921, 2018.
- [38] Chujie Zheng, Shixuan Liu, Mingze Li, Xiong-Hui Chen, Bowen Yu, Chang Gao, Kai Dang, Yuqiong Liu, Rui Men, An Yang, et al. Group sequence policy optimization. *arXiv preprint arXiv:2507.18071*, 2025.