

Well Begun is Half Done: Location-Aware and Trace-Guided Iterative Automated Vulnerability Repair

Zhenlei Ye
Yangzhou University
Yangzhou, China
DX120240105@stu.yzu.edu.cn

Xiaobing Sun*
Yangzhou University
Yangzhou, China
xbsun@yzu.edu.cn

Sicong Cao*
Nanjing University of Posts and
Telecommunications
Nanjing, China
sicong.cao@njupt.edu.cn

Lili Bo
Yangzhou University
Yangzhou, China
lilibo@yzu.edu.cn

Bin Li
Yangzhou University
Yangzhou, China
lb@yzu.edu.cn

Abstract

The advances of large language models (LLMs) have paved the way for automated software vulnerability repair approaches, which iteratively refine the patch until it becomes plausible. Nevertheless, existing LLM-based vulnerability repair approaches face notable limitations: 1) they ignore the concern of locations that need to be patched and focus solely on the repair content. 2) they lack quality assessment for generated candidate patches in the iterative process.

To tackle the two limitations, we propose LOOPREPAIR, an LLM-based approach that provides information about where should be patched first. Furthermore, LOOPREPAIR improves the iterative repair strategy by assessing the quality of test-failing patches and selecting the best patch for the next iteration. We introduce two dimensions to assess the quality of patches: whether they introduce new vulnerabilities and the taint statement coverage. We evaluated LOOPREPAIR on a real-world C/C++ vulnerability repair dataset VulnLoc+, which contains 40 vulnerabilities and their Proofs-of-Vulnerability. The experimental results demonstrate that LOOPREPAIR exhibits substantial improvements compared with the Neural Machine Translation-based, Program Analysis-based, and LLM-based state-of-the-art vulnerability repair approaches. Specifically, LOOPREPAIR is able to generate 27 plausible patches, which is comparable to or even 8 to 22 more plausible patches than the baselines. In terms of correct patch generation, LOOPREPAIR repairs 8 to 13 additional vulnerabilities compared with existing approaches.

CCS Concepts

• Software and its engineering; • Security and privacy → Software and application security;

Keywords

Automated Vulnerability Repair, Multi-Hunk Vulnerability, Taint Trace, Iterative Repair

ACM Reference Format:

Zhenlei Ye, Xiaobing Sun, Sicong Cao, Lili Bo, and Bin Li. 2026. Well Begun is Half Done: Location-Aware and Trace-Guided Iterative Automated Vulnerability Repair. In *2026 IEEE/ACM 48th International Conference on Software Engineering (ICSE '26)*, April 12–18, 2026, Rio de Janeiro, Brazil. ACM, New York, NY, USA, 13 pages. <https://doi.org/10.1145/3744916.3773218>

1 Introduction

With the explosion of open-source software (OSS), disclosed OSS vulnerabilities have tremendously increased [6, 18, 56, 70]. The number of disclosed vulnerabilities reaches as high as 36,109 in 2024, as reported by the National Vulnerability Database (NVD) [43]. However, a recent study indicates that fixing a vulnerability takes a median of 270 days [22]. These alarming statistics indicate the critical need for software vulnerability repair to minimize the time window of opportunity for potential exploits [5, 54, 55]. To tackle this issue, conventional approaches primarily employ static/dynamic analysis techniques to generate security patches [19, 23, 24, 33, 52, 73], making them less suitable for addressing all types of vulnerabilities. Recently, researchers have increasingly focused their attention on learning-based Automated Vulnerability Repair (AVR) tasks, which can generate patches for all types of vulnerabilities.

Some researchers focus on Neural Machine Translation (NMT)-based AVR, which aims to learn repair patterns from a large corpus of <vulnerable function, patch function> pairs [8, 16, 17, 77]. They treat the AVR task as a translation task, which trains a sequence-to-sequence model that inputs the vulnerable function and outputs the patch function. Specifically, they employ *cloze-style* repair strategy [61], which masks the *perfect vulnerability localization* [77] and uses a well-trained model to predict the token sequence in the masked locations. However, NMT-based approaches fail to solve multi-hunk vulnerabilities, which are defined as vulnerabilities that require edits at multiple, non-contiguous hunks in a program. It is because the locations that need to be patched are not the same as the locations that are vulnerable. Some Large Language Model (LLM)-based approaches have been proposed to solve this problem [61, 62, 69, 71]. Their main idea is to transform a single repair

*Xiaobing Sun and Sicong Cao are the corresponding authors.



attempt into multiple repair attempts, addressing a part of the vulnerability each time and iteratively repairing the generated patches until the multi-hunk vulnerability is successfully fixed [69]. Due to the conversational abilities of LLMs, many studies [62, 69, 71] have adopted an iterative repair strategy that continuously utilizes LLMs to refine failing patches until they become plausible. However, the LLM-based iterative strategy still faces two major challenges:

① **Ignoring the concern of locations that need to be patched.**

Within each iteration of the iterative repair process, the LLM generates the candidate patches based on the vulnerable function and vulnerable hunk locations provided by the localization tools. However, they overlook an important fact: *The location of the vulnerable hunks are not always aligned with the locations that need to be patched, meaning that fixing a vulnerability in one location may require modifications in multiple places. Therefore, it is important for LLMs to pay attention to the locations that need to be repaired before generating patches.* For example, for a Use After Free (CWE-416 [11]) vulnerability, it is exploited because a pointer is called after it has been freed. In order to repair this vulnerability, we need to understand which pointer triggered the vulnerability and locate all instances of that pointer, setting it to NULL afterward. If we cannot identify which hunks need to be patched before generating the patches, the vulnerability is hard to be successfully repaired and further decreases the performance of AVR.

② **Lack of assessment for the quality of generated patches.**

On the one hand, existing LLM-based iterative strategies do not verify whether generated patches introduce new vulnerabilities, which means that if the repair tool introduces new vulnerabilities without fixing the original ones, the generated patches could contain multiple vulnerabilities. This situation can severely impact the effectiveness of the iterative vulnerability repair process. On the other hand, existing iterative approaches directly refine the generated patches rather than assess the quality of generated patches. For example, if both the patch n (generated in n^{th} iteration) and the patch $(n+1)$ (generated based on patch n) cannot pass Proof-of-Vulnerability (PoV) verification, existing strategies will directly employ next iteration based on patch $(n+1)$. However, there is no evidence to show that patch $(n+1)$ is better than patch n . This indicates that existing approaches lack the necessary quality assessment and iterative repair based on patches of unknown quality can impact the performance of the AVR.

To tackle the above challenges, we propose LOOPREPAIR, a novel automated vulnerability repair approach that aims to improve the iterative strategy with location-aware patch generation and taint trace-guided patch selection. LOOPREPAIR consists of two major components. First, to provide information about where needs to be patched, it treats the patch hunk location prediction task as a translation task and employs an LLM to generate the line number sequence which contains the information about where needs to be patched. Second, to assess the quality of generated patches, it employs taint trace, dynamic runtime information that captures the executed taint statements and the data flow from taint source to the taint sink. To assess whether the generated patches introduce new vulnerabilities, it compares the taint sink between the generated patch and the original program. Under the same vulnerability-triggering input, if they share the same taint sink and the same

CWE-ID, this indicates that there is no vulnerability introduction. To assess the quality of each patch, it calculates the taint statement coverage for each patch, and the top-ranked patch is then selected for the next iteration. Our key insight is that, given the same taint source, the highest taint statement coverage means that the patch has the greatest impact on vulnerability exploitation compared with other patches. Therefore, continuously repairing this patch is more likely to effectively disrupt the exploitation path and successfully fix the vulnerability than other patches.

We evaluate the performance of LOOPREPAIR on the VulnLoc+ [51, 53] dataset, which consists of 40 vulnerabilities with their PoVs collected from 10 open-source software projects. LOOPREPAIR is able to generate 27 plausible patches, which is comparable to the baseline [51] or even 8 to 22 more plausible patches than other baselines [8, 16, 17, 62, 69, 71, 74, 77]. In terms of correct patch generation, LOOPREPAIR achieves state-of-the-art performance, repairing 8 to 13 additional vulnerabilities compared with existing approaches. In summary, our contributions are as follows.

- We propose a novel approach LOOPREPAIR that enhances AVR via location-aware patch generation and taint trace-guided patch selection.
- We design a taint trace-guided iterative repair strategy that ranks candidate patches based on whether they introduce new vulnerabilities and their taint statement coverage, selecting the best patch for iterative repair.
- We conduct experiments on the VulnLoc+ dataset, and the experimental results show that LOOPREPAIR outperforms all baselines. The source code, dataset, and generated patches in our experiments are available at <https://github.com/Fino2020/LoopRepair>.

2 Basics and Motivation

2.1 Definitions

Task Definition. In this paper, we focus on function-level Automated Vulnerability Repair (AVR), which takes a sequential vulnerable function F_v and the vulnerable statement S_v as inputs, and outputs the patch function F_p . Following previous work [19, 51], we assume that the vulnerability has already been detected and that 1-2 Proofs-of-Vulnerability (PoVs) are available.

Multi-Hunk Vulnerability. We refer to one or several consecutive statements as a single hunk. A multi-hunk vulnerability is a vulnerability that requires edits at multiple, non-contiguous hunks in a program [64, 69].

2.2 Motivation

Figure 1 shows a typical *Improper Restriction of Operation within the Bounds of a Memory Buffer* vulnerability CVE-2017-5548 [46] in Linux Kernel [50]. It is a multi-hunk vulnerability, which is caused by the incompatibility between stack memory allocation (i.e., the stack buffer build) and Direct Memory Access (DMA) operations. The vulnerable hunk is marked in red, while its ground-truth patch hunks are marked in green. In order to successfully repair this vulnerability, the ground-truth patch replaces the stack buffer (build at Line 3) with a dynamically allocated heap buffer (kmalloc at Line 6). To convert the stack buffer build to a heap buffer, all following build-related operations need to be modified. This means

CVE-2017-5548: Improper Restriction of Operations within the Bounds of a Memory Buffer (CWE-119)			
1	static int atusb_get_and_show_build(struct atusb *atusb) {		
2	struct usb_device *usb_dev = atusb->usb_dev;		
3	char build[ATUSB_BUILD_SIZE + 1];	Vulnerable Statement	
4	char *build;		
5	int ret;		
6	build = kmalloc(ATUSB_BUILD_SIZE + 1, GFP_KERNEL);		
7	if (!build)		
8	return -ENOMEM;		
9	if (ATUSB_BUILD_SIZE <= 0 ATUSB_BUILD_SIZE > MAX_REASONABLE_SIZE) {		
10	dev_err(&usb_dev->dev, "Invalid build size: %d\n", ATUSB_BUILD_SIZE);		
11	return -EINVAL;		
12	}		
13	ret = atusb_control_msg(atusb, usb_rcvctrlpipe(usb_dev, 0)		
	ATUSB_BUILD, ATUSB_REQ_FROM_DEV, 0, 0		
	build, ATUSB_BUILD_SIZE, 1000);		
14	if (ret >= 0) {		
15	build[ret] = 0;		
16	dev_info(&usb_dev->dev, "Firmware:build %s\n", build);		
17	}		
18	kfree(build);		
19	return ret;		
20	}		

Figure 1: A multi-hunk vulnerability example (CVE-2017-5548 [46]), which belongs to CWE-119. The vulnerable hunk is marked in red, the patch hunks are marked in green, and the patch generated by LLM is marked in purple.

that to automatically repair this vulnerability, the repair tools need to remove one vulnerable hunk (i.e., Line 3) and add three patch hunks (i.e., {Line 4, Lines 6-8, Line 18}).

Observation 1. The vulnerable hunk locations do not align with the patch hunk locations, highlighting the importance of providing the patch hunk locations before generating patches. Let us review how existing approaches fail to solve multi-hunk vulnerabilities. (1) For Neural Machine Translation (NMT)-based approaches [8, 16, 17, 40, 77], they mask vulnerable hunks and utilize a well-trained model to generate a token sequence within the masked locations. For example, to generate patches for the vulnerable function in Figure 1, the hunk at Line 3 will be masked as `<Vul-Start>char build[ATUSB_BUILD_SIZE + 1];<Vul-End>`. The repair model is designed to generate the token sequence between the start token `<Vul-Start>` and the end token `<Vul-End>`. However, the following build-related hunks will not be modified. It indicates that NMT-based approaches can hardly repair multi-hunk vulnerabilities. (2) For iterative approaches based on the Large Language Model (LLM), they employ iterative strategies that highlight that each repair attempt can fix a portion of the vulnerability and continuous iterative repair can address multi-hunk vulnerabilities [69]. Within each iteration, the LLM generates the candidate patches based on the vulnerable function and vulnerable hunk locations provided by the localization tools. However, the locations of the vulnerable hunks and the patch hunks are not always aligned. Therefore, *it is important for LLMs to pay attention to the locations that need to be repaired before generating patches*. For example, for the vulnerable function shown in Figure 1, if we do not provide information about patch hunk locations, LLM will consider that the vulnerability is caused by not checking the ATUSB_BUILD_SIZE variable, leading to an array out-of-bounds issue. The LLM will then simply add an if-condition (marked in purple), but this patch does not successfully repair the vulnerability.

Actually, the above case is common in practice. We conduct a preliminary study to quantitatively analyze the multi-hunk vulnerabilities on two vulnerability-fixing datasets: VulRD [3, 14] and

Table 1: The statistic of single-hunk vulnerabilities and multi-hunk vulnerabilities in VulRD and MegaVul datasets.

Datasets	Total	Single-Hunk Vulnerability	Multi-Hunk Vulnerability	Percentage of Multi-Hunk
VulRD [3, 14]	4,536	1,800	2,736	60.32%
MegaVul [42]	10,555	4,853	5,702	54.02%

MegaVul [42]. VulRD is widely used in previous work [8, 17, 77] and comprises 4,536 C/C++ vulnerability-patch pairs by merging two existing datasets: Big-Vul [14] and CVEFixes [3]. MegaVul [42] comprises 10,015 C/C++ vulnerability-patch pairs. The results are shown in Table 1. It can be observed that the percentage of samples with multi-hunk vulnerabilities is 60.32% and 54.02%, respectively. This means that the multi-hunk vulnerabilities are very common in real-world scenarios, which seriously challenges the existing AVR approaches.

This inspires us to focus on the patch hunk locations that need to be patched and provide them to LLMs for better performance. The most straightforward solution is to employ a model that inputs the vulnerable function along with the vulnerable hunk locations provided by the localization tool. This model then outputs the locations that should be patched. The core insight behind this is that *in order to successfully repair a vulnerability, we not only need to predict the content of the hunks, but more importantly, we need to know which hunks need to be repaired beforehand*. In this way, we can address the misalignment between vulnerable hunk locations and patch hunk locations and help LLMs focus on the patch hunk locations before generating patches.

Observation 2. Iterative repair based on generated patches with unknown quality, highlighting the necessary patch quality assessment. Let us review how existing LLM-based iterative repair strategies (e.g., ITER [69], ChatRepair [62], and ThinkRepair [71]) work. Figure 2 illustrates the workflow of iterative repair strategies, which takes a vulnerable function as input and iteratively refines the generated candidate patches. For each iteration, the candidate patch will be executed one repair attempt and then verified. The generated patches can be classified into three types: ❶ patch that fails to compilation, which is marked with a red circle. ❷ patch that can pass compilation but fails to pass Proofs-of-Vulnerability, which is marked with a blue triangle. ❸ patch that can pass compilation and PoV (i.e., plausible patch), which is marked with a green star. The failing patches will be treated as input for the next iteration until they become plausible and correct. Existing iterative repair strategies operate under the concept that *even failing patches can yield valuable insights* [69]. For example, the iterative process of Patch 0-z → Patch 1-z → Patch 2-z → ... → Patch n-y in Figure 2 demonstrates that iterative repair of PoV-failing/compilation-failing patches could ultimately yield plausible patches. Although iterative repair strategies have been proved effective [62, 69, 71], they still have two aspects that need to be improved:

Avoiding new vulnerability introduction. Existing LLM-based iterative repair strategies cannot ensure that PoV-failing patches avoid introducing new vulnerabilities. Let us assume a scenario where a patch fails to pass PoV verification while introducing a new vulnerability. Under a scenario where most of the generated patches

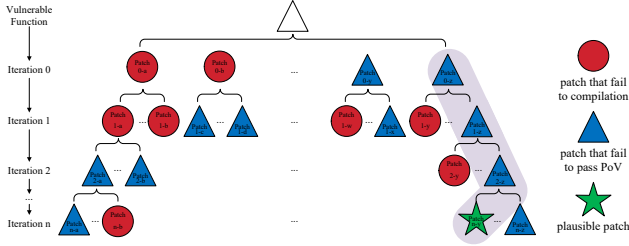


Figure 2: Iterative approaches (ITER [69], ThinkRepair [71], ChatRepair [62]) execute repair operation on failing patches.

(more than 98% in our experiments) fail to pass PoV verification, this patch cannot be identified among all the failing patches. Furthermore, due to the fact that there are only one or two available PoV(s) for each vulnerability in real-world scenarios, we cannot check whether the introduced new vulnerability is repaired in the following iterations. This indicates that failing patches that introduce new vulnerabilities not only increase repair complexity, but also degrade the reliability of subsequently generated patches. This motivates us to investigate whether the generated patches introduce new vulnerabilities during the iterative process and filter out suspicious patches. To achieve this, we designed a two-step criterion. First, if the failed patch shares the same CWE-ID as the original program, it can be confirmed that no other types of vulnerabilities have been introduced. Second, under the condition of using the same PoV, if the taint sink of the failed patch is the same as that of the original program, the original vulnerability has not changed.

Need for patch quality assessment. Let us assume a scenario where patch A does not pass PoV and patch B, which is repaired based on patch A, also fails to pass PoV. Which patch should be selected to be repaired in the next iteration? Existing iterative strategies choose patch B directly for the next iteration but cannot assess which patch is of better quality. In other words, they fail to compare which patch is more effective in stopping the vulnerability from being exploited. This motivates us to assess the quality of all candidate patches. To quantify the effectiveness of patches in preventing the exploitation of vulnerabilities, we attempt to capture the dynamic information of each patch. Our main argument is that, *under the same PoV, if exploiting patch A requires executing more statements compared with the original function B, it means that the repair attempt of patch A will affect PoV exploitation and continuously repair on patch A is more hopeful to fix the vulnerability.* Therefore, we select the widely used *Statement Coverage* [7, 25, 39, 59, 65] of taint statements to assess candidate patches.

3 Approach

As shown in Figure 3, LOOPREPAIR includes four steps: *Vulnerability Localization*, *Location-Aware Patch Generation*, *Taint Trace-Guided Patch Selection*, and *Iterative Repair*. LOOPREPAIR takes a vulnerable program with its PoV as input and outputs a plausible patch.

Step 1: Vulnerability Localization. Given the vulnerable program and its PoV, the localization tool first generates the localization results, which contain the vulnerable function and the vulnerable hunk locations.

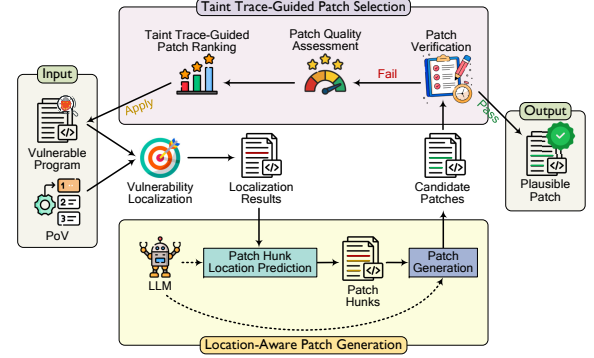


Figure 3: Workflow of LOOPREPAIR.

Step 2: Location-Aware Patch Generation. The *patch hunk location prediction* component treats the location prediction task as a translation task and generates the sequence of line numbers that represent the patch hunks that need repair. Next, we construct a special prompt for each vulnerable function and utilize an LLM to generate several candidate patches.

Step 3: Taint Trace-Guided Patch Selection. This step aims to verify candidate patches and assess the quality of failing-patches, ultimately outputting the top-ranked one. For each generated candidate patch, if it fails to pass PoV verification, we will assess its quality based on whether it introduces new vulnerabilities and its taint statement coverage. Then the *taint trace-guided patch ranking* component ranks the assessed patches and selects the top-ranked patch for the subsequent iteration.

Step 4: Iterative Repair. Given the top-ranked patch, we apply it to the vulnerable program. The iterative repair process contains *Vulnerability Localization*, *Location-Aware Patch Generation*, and *Taint Trace-Guided Patch Selection*. The total process will be executed iteratively until one patch passes PoV verification or the iteration number reaches the user-defined $Num_{iteration}$.

3.1 Vulnerability Localization

Given a vulnerable program and its PoV, we utilize a localization tool to generate the localization results, which contain the vulnerable function and the vulnerable hunk locations. The vulnerable function represents the function that has been detected with a vulnerability, while the vulnerable hunk locations refer to the locations of several consecutive statements that have been determined to be suspicious. Considering that fault localization is usually developed as an independent field and existing AVR techniques employ off-the-shelf fault localization tools in the repair pipeline, we do not discuss fault localization here and reuse CrashAnalysis [51].

3.2 Location-Aware Patch Generation

In this step, our goal is to automatically generate the candidate patches for each vulnerable function F_v . In order to effectively activate the performance of LLM, we utilize the Chain-of-Thought (CoT) method [13, 31, 72], which provides information step by step. The information contains vulnerable hunk locations, predicted

Phase 1: Vulnerability Localization, Vulnerable Hunk: Line 6	Phase 3: Patch Function Generation
<pre> 1 int readextension(void) 2 { 3 int count; 4 char buf[255]; 5 int status = 1; 6 // Vulnerable Hunk Location 7 while ((count = getc(infile)) && count <= 255) 8 { 9 assert(count >= 0); 10 if (fread(buf, 1, count, infile) != (size_t) count) { 11 fprintf(stderr, "Short read from file %s (%s)\n", 12 filename, strerror(errno)); 13 status = 0; 14 break; 15 } 16 } 17 return status; 18 } </pre>	<pre> 1 int readextension(void) 2 { 3 int count; 4 char buf[255]; 5 int status = 1; 6 // Patch Hunk Location 7 while ((count = getc(infile)) && count <= 255) 8 { 9 assert(count >= 0); 10 if (fread(buf, 1, count, infile) != (size_t) count) { 11 fprintf(stderr, "Short read from file %s (%s)\n", 12 filename, strerror(errno)); 13 status = 0; 14 break; 15 } 16 } 17 return status; 18 } </pre>
<p>Phase 2: Patch Hunk Location Prediction.</p> <p>Predicted Patch Hunk Sequence</p> <p>{1,2,3,4,5,ADD,6,7,ADD,8,9,10,11,12,13,14,15,16,17,18}</p>	

Figure 4: A running example (CVE-2016-3186 [45]) of Location-Aware Patch Generation.

patch hunk locations, and few-shot examples. This step can be divided into three phases.

Patch Hunk Location Prediction. According to our Observation 1 (cf. Section 2.2), it is important for LLMs to pay attention to the locations that need to be repaired before generating patches. Therefore, in this phase, we design a *patch hunk location prediction* component that transforms the prediction task into a translation task. Specifically, the component takes as input both the vulnerable function and the identified vulnerable hunk locations. By processing this information, the component outputs a *predicted patch hunk location sequence*. This sequence provides a detailed representation of the locations that need to be patched, thereby guiding the repair process more effectively. To achieve this, we employ an off-the-shelf LLM to act as a predictor.

Figure 4 shows a running example of CVE-2016-3186 [45], which illustrates how the *patch hunk location prediction* component works. Line 6 in the `readextension` function is the vulnerable hunk provided by the localization tool, the *patch hunk location prediction* component aims to predict the line number sequence, which represents that the locations need to be patched. Specifically, the output *predicted patch hunk location sequence* of CVE-2016-3186 is:

{1, 2, 3, 4, 5, [ADD], 6, [7], [ADD], 8, 9, 10, 11, 12, 13, 14, 15, 16, 17, 18}

where [7] means to repair this vulnerability, we need to remove Line 7. [ADD] tokens indicate potential patch hunk locations within the function. These tokens specify locations where hunk needs to be removed/added to effectively repair the identified vulnerability. Other unchanged line numbers indicate that these lines do not need to be modified. It is important to note that the line numbers in *predicted patch hunk location sequence* are aligned with the line numbers of the vulnerable function to ensure that there is no ambiguity during the patch generation process.

Prompt Construction. Previous works [66, 71] have proven that few-shot learning can improve the performance of LLMs. Therefore, in this phase, we aim to collect few-shot examples and construct a special prompt for each vulnerable function F_v to be repaired. The prompt is constructed using a CoT template, which is illustrated in Figure 5. It contains two parts: two few-shot examples that share the same CWE-ID with F_v and the vulnerable function F_v . Our step-by-step reasoning chains consist of three steps. In Step 1, we provide the vulnerable hunk to help the LLM understand the cause of the vulnerability. In Step 2, we provide the *patch hunk location sequence* to help the LLM identify which locations need to be patched. In Step 3, we allow the LLM to generate several patches to address

Example 1	<pre> // Provide a patch for the vulnerable function // Vulnerable Function // (Vulnerable Function Example 1) Let's think step by step. Step 1: The vulnerable hunks within vulnerable function are {Vulnerable Hunk Locations}. Step 2: The patch hunks that need to be repaired are {Ground-Truth Patch Hunk Location Sequence}. Step 3: Please generate the corresponding patched function. </pre>
Example 2	<pre> // Provide a patch for the vulnerable function // Vulnerable Function // (Vulnerable Function Example 2) Let's think step by step. Step 1: The vulnerable hunks within vulnerable function are {Vulnerable Hunk Locations}. Step 2: The patch hunks that need to be repaired are {Ground-Truth Patch Hunk Location Sequence}. Step 3: Please generate the corresponding patched function. </pre>
Question	<pre> // Provide a patch for the vulnerable function // Vulnerable Function // (Vulnerable Function) Let's think step by step. Step 1: The vulnerable hunks within vulnerable function are {Vulnerable Hunk Locations}. Step 2: The patch hunks that need to be repaired are {Predicted Patch Hunk Location Sequence}. Step 3: Please generate the corresponding patched function. </pre>

Figure 5: Chain-of-Thought prompt for each vulnerable function.

the identified vulnerabilities. The step-by-step reasoning chains for few-shot examples and vulnerable functions are constructed separately, as described below.

- In order to generate step-by-step reasoning chains for two few-shot examples, we collect the <vulnerable function, patch function> pairs from the widely used Big-Vul [14] dataset. We randomly select two <vulnerable function, patch function> pairs that share the same CWE-ID with F_v . The {Vulnerable Hunk Locations} and {Ground-Truth Patch Hunk Location Sequence} are obtained by executing `diff`-operation for each <vulnerable function, patch function> pair.
- For the vulnerable function F_v , the {Vulnerable Hunk Locations} is provided by the localization tool, and the {Predicted Patch Hunk Location Sequence} is generated in *patch hunk location prediction* phase.

Patch Function Generation. We utilize the LLM as a patch generator. To ensure that the model operates within the intended task scope, we initialize it with a system message explicitly defining its role: “You are now playing the role of an automated vulnerability repair tool.” The constructed CoT prompt is then used as user message to generate the patch function. A running example is provided in Figure 4. The repair tool generates the patch hunk within the location of [ADD] tokens and comments out the hunks (i.e., Line 7, Lines 14-16) that need to be removed.

3.3 Taint Trace-Guided Patch Selection

In this step, we first verify whether generated candidate patches pass PoV verification. If all patches fail, we aim to assess the quality of each patch and select the top-ranked patch for the next iteration of repair. This step can be divided into three phases.

Patch Verification. LOOPREPAIR first applies each candidate patch to the vulnerable program, then compiles and runs PoV to verify each candidate patch generated by LLM. Once the plausible patch that passes the PoV verification is found, the total repair process is terminated. If a candidate patch fails to pass all test cases, LOOPREPAIR first collects the failing PoV information, which can aid LLM in understanding the failure causes and provide guidance to generate

the correct fix. In particular, test failure messages can be divided into three categories: (1) Time Out, (2) Compile Fail, and (3) Failing PoV. For these failing patches, we immediately discard timeout candidate patches as they cannot provide any verification information. For patches with compilation errors and patches that fail PoV verification, we preserve them for subsequent ranking and analysis. Due to the fact that there are only 1-2 PoVs for each vulnerability, in the patch verification phase, we leverage the fuzzing part of CRASHREPAIR [51] to generate additional PoVs for mitigating test-overfitting.

Patch Quality Assessment. This phase aims to assess the quality of failing patches. As described in Observation 2 (cf. Section 2.2), we have established the significance of patch quality assessment, especially under scenarios where none of the candidate patches in the current iteration successfully fixes the vulnerability. Our primary goal is to identify (1) whether the failing patches introduce new vulnerabilities and (2) the taint statement coverage of the failing patches. Therefore, we apply each failing patch to the vulnerable program and utilize CrashAnalysis [51] to extract the taint trace and predict the CWE type. A patch is considered to not introduce new vulnerabilities if it meets two conditions: ❶ The CWE type of the vulnerability in the patch is the same as in the original program, which means there is no new vulnerability introduction. ❷ The taint sink of the patch matches the taint sink of the original program, which means that the original vulnerability has not changed. If a patch introduces a new vulnerability, it will be discarded immediately. For the taint statement coverage (*TSC*), we calculate it for each failing patch, which is formally defined as:

$$TSC = \frac{\text{Number of Executed Statements in Taint Trace}}{\text{Total Number of Statements}}$$

Taint Trace-Guided Patch Ranking. The goal of this phase is to select the candidate patch that has progressed towards repairing the vulnerability without introducing new vulnerabilities. Since all patches that introduce new vulnerabilities have been removed, we directly sort the remaining failing patches. Specifically, we rank them in descending order according to *TSC* of each patch. The top-ranked patch will be selected as the input for Iterative Repair.

3.4 Iterative Repair

In this step, we aim to iteratively repair the patch that fails to pass PoV verification. Specifically, we first apply the top-ranked failing-patch to the original vulnerable program. Following this, *Vulnerability Localization* is conducted to identify the vulnerable function and vulnerable hunk locations. After that, the *Location-Aware Patch Generation* step generates several candidate patches. The *Taint Trace-Guided Patch Selection* step verifies the generated patches first. If one patch passes all PoVs, the iterative repair process is terminated. If not, we will assess the quality of failing patches. Due to the fact that with the increasing of the iteration number, the total number of failing patches will increase exponentially, which will significantly harm efficiency. In order to solve this issue, we propose to maintain a failing-patch pool to store all the PoV-failing patches and compilation-failing patches across all iterations. The top-ranked failing patch will be selected for the next iteration, and it will be removed from the failing-patch pool. This entire process

continues until the number of iterations reaches the user-defined *Num_{iteration}*.

4 Experimental Design

We evaluate LOOPREPAIR on the following research questions:

- **RQ1: How does the performance of LOOPREPAIR compare against the state-of-the-art approaches in generating plausible patches?** We aim to answer whether and to what extent can LOOPREPAIR outperform the state-of-the-art baselines in generating plausible patches.
- **RQ2: How does the performance of LOOPREPAIR compare against the state-of-the-art approaches in generating correct patches?** We aim to answer whether and to what extent can LOOPREPAIR outperform the state-of-the-art baselines in generating correct patches.
- **RQ3: What are the contributions of different components of LOOPREPAIR in improving repair effectiveness?** We perform two sets of ablation studies to understand how two components (i.e., *patch hunk location prediction* and *taint trace-guided patch ranking*) impact the effectiveness of LOOPREPAIR.

4.1 Datasets

Our evaluation dataset VulnLoc+ consists of 41 vulnerabilities from the VulnLoc [53] benchmark and 12 vulnerabilities collected by Shariffdeen et al. [51], which together include a diverse set of 53 vulnerabilities related to Buffer-Overflow (BO), Divide-by-Zero (DZ), Integer-Overflow (IO), Null-Pointer-Dereferences (NPD), Data-Type-Overflow (DTO), and Use-After-Free (UAF). Of the 53 vulnerabilities in our dataset, 13 vulnerabilities cannot have their localization information generated with the localization tool and therefore cannot undergo further repair operations. Therefore, we use the remaining 40 vulnerabilities in our evaluation. Among these vulnerabilities, only nine vulnerabilities are single-hunk vulnerabilities, while the remaining 31 are multi-hunk vulnerabilities. We opt not to use widely adopted datasets such as Big-Vul [14] and CVEFixes [3] because they do not provide available PoVs.

4.2 Baselines and Evaluation Metrics

Studied Baselines. We compare LOOPREPAIR with nine state-of-the-art (SOTA) approaches, including four NMT-based SOTAs, two Program Analysis (PA)-based SOTAs and three LLM-based SOTAs. (1) For NMT-based approaches, VRepair [8] pre-trains the repair model on a bug-fix corpus and fine-tunes it using pairs of <vulnerable function, repair function>. VulRepair [17] utilizes Byte-Pair Encoding (BPE) and CodeT5 [58] to embed the full vulnerable function with the CWE-ID to generate patches. VulMaster [77] adopts the Fusion-in-Decoder (FiD) framework [26] to combine vulnerable code, its AST sequence, and external information to produce a repair patch. VQM [16] employs a localization component to identify tokens that require repair before generating the patch. (2) For Program Analysis-based approaches, we select VULNFix [74] and CRASHREPAIR [51]. VULNFix is the SOTA search-based approach [34], which proposes a counter-example-guided inductive inference procedure that identifies invariants at potential fix locations by mutating program states. CRASHREPAIR is the SOTA constraint-based approach [51] which leverages concolic execution

Table 2: The number of plausible patches and correct patches generated by LOOPREPAIR and baselines. GPT-4o-mini is used as the backbone model for all LLM-based approaches. “👉” indicates a plausible but incorrect patch. “✅” denotes a correct patch. “a/b” denotes that the approach totally generates “b” plausible patches, with “a” of them being correct.

Category			Localization Results		NMT-based Baselines				PA-based Baselines		LLM-based Baselines			Ours: LOOPREPAIR		
Project	Type	Vul-ID	Function-Level Right?	Predicted Location Right?	VRepair [8]	VulRepair [17]	VQM [16]	VulMaster [77]	CrashRepair [51]	VulnFix [74]	ThinkRepair [71]	ChatRepair [62]	ITER [69]	Num _{iteration} =1	Num _{iteration} =2	Num _{iteration} =3
BinUtils	BO	CVE-2017-4965	👉	👉					👉	✅				👉	👉	👉
	IO	CVE-2017-14745	✅	✅												
	DZ	CVE-2017-15025	✅	✅												
CoreUtils	BO	gnubug-19784	👉	👉			✅	✅	👉	👉	👉	✅	👉	👉	👉	👉
	BO	gnubug-25023	👉	👉					👉	👉			👉	👉	👉	👉
Jasper	BO	CVE-2016-8691	👉	👉					👉	👉	👉		👉	👉	👉	👉
	IO	CVE-2016-9557	✅	✅					👉	👉	👉		👉	👉	👉	👉
	BO	REDTEAM-CVE-2020-27828	👉	👉					👉	👉			👉	👉	👉	👉
	BO	REDTEAM-CVE-2021-3272	👉	👉					👉	👉			👉	👉	👉	👉
LibArchive	IO	CVE-2016-5844	✅	✅					👉		👉	👉	👉	👉	👉	👉
LibJPEG	BO	CVE-2012-2806	✅	✅	👉	👉		👉	👉	✅	✅	👉	👉	✅	✅	✅
	NPD	CVE-2017-15232	✅	✅					👉	👉			👉	👉	👉	👉
LibMing	BO	CVE-2016-9264	✅	✅				👉	👉	👉	✅	✅	👉	👉	👉	👉
	UAF	CVE-2018-8806	✅	✅										👉	👉	👉
	UAF	CVE-2018-8964	✅	✅										👉	👉	👉
LibTIFF	BO	bugzilla-2633	✅	✅					👉	👉	👉	✅	👉	✅	✅	✅
	DZ	bugzilla-2611	✅	✅					👉		👉			👉	👉	👉
	BO	CVE-2016-10092	✅	✅	✅	✅	✅	✅	👉	👉	👉	👉		✅	✅	✅
	BO	CVE-2016-10272	✅	✅					👉	👉				👉	👉	👉
	BO	CVE-2016-3186	✅	✅	✅	✅	✅	✅	👉	👉	✅	✅	✅	✅	✅	✅
	BO	CVE-2016-5314	✅	✅					👉	👉				👉	👉	👉
	IO	CVE-2016-5321	✅	✅					👉	👉	👉			👉	👉	👉
	BO	CVE-2016-9532	✅	✅					👉	👉				✅	✅	✅
	BO	CVE-2017-5225	✅	✅					👉	👉	👉	✅	👉	✅	✅	✅
	DZ	CVE-2017-7595	✅	✅					👉	👉	👉			✅	✅	✅
	IO	CVE-2017-7601	✅	✅					👉	👉				✅	✅	✅
	DTIO	CVE-2017-7599	✅	✅							✅	✅	✅	✅	✅	✅
	DTIO	CVE-2017-7600	✅	✅					👉	👉				✅	✅	✅
	BO	REDTEAM-CVE-2018-18557	✅	✅					👉	👉				✅	✅	✅
	BO	REDTEAM-CVE-2022-4645	✅	✅	👉	👉	👉	👉	👉	👉	👉			✅	✅	✅
	BO	REDTEAM-CVE-2022-48281	✅	✅					👉	👉			✅	✅	✅	✅
LibXML2	BO	CVE-2012-5134	✅	✅					✅	✅	👉	👉		👉	👉	👉
	BO	CVE-2016-1838	✅	✅					👉	👉	👉	👉		👉	👉	👉
	BO	CVE-2016-1839	✅	✅					👉	👉	👉	👉		👉	👉	👉
	NPD	CVE-2017-5969	✅	✅					👉	👉				✅	✅	✅
	BO	REDTEAM-CVE-2016-1833	✅	✅					✅	✅	✅	✅	✅	✅	✅	✅
Potrace	BO	CVE-2013-7437	👉	👉	👉	👉	👉	👉	✅	👉	👉			👉	👉	👉
ZzipLib	BO	CVE-2017-5974	✅	✅												
	BO	CVE-2017-5975	✅	✅						✅						
	BO	CVE-2017-5976	✅	✅												
Total	40		22/40	19/40	2/5	2/5	3/5	3/8	5/27	5/20	5/19	6/14	3/12	9/19	14/25	15/27

to infer desirable constraints at specific program locations and then searches for code mutations that satisfy these constraints. (3) For LLM-based approaches, ChatRepair [62] repairs a bug with a conversational LLM, which inputs the buggy code and its test failure information. ITER [69], which directly applies an iterative repair strategy, is similar to our work. Specifically, for ITER, since they do not open-source their datasets and source code, we are unable to pre-train and fine-tune their patch generator. Therefore, we directly use their inference framework and employ *GPT-4o-mini* as the patch generator. ThinkRepair [71] employs a few-shot learning strategy, which automatically selects the few-shot examples using a cluster model and iteratively refines the generated patches.

Evaluation Metrics. Following previous work [19, 35, 38, 68, 78], we adopt two widely used metrics: number of plausible patches and number of correct patches. A plausible patch is a patch that passes all PoVs [28, 29, 51]. Furthermore, we manually review and identify the correct patches based on the ground truth provided by the developer. A plausible patch is considered correct if it is semantically equivalent to the developer-provided patch [9, 67, 71, 78].

4.3 Implementation

In the *Vulnerability Localization* step, many localization tools [19, 24, 32] can be used. In this work, we did not improve the localization tool and directly used the existing localization tool CrashAnalysis [51] to generate taint traces and provide localization information at the statement/function level. In the *Patch Hunk Location Prediction* and *Patch Function Generation* steps, we selected *GPT-4o-mini* [48] as the backbone model and generated 5 candidate patches

for each vulnerable function in each iteration. The entire iterative process lasted for three rounds (i.e., $Num_{iteration} = 3$). All of our experiments were conducted with an Intel Core i7-12700KF CPU (3.6GHz), 128GB RAM on Windows Subsystem for Linux 2 (WSL2, specifically Ubuntu 22.04).

5 Experimental Results

5.1 RQ1: SOTA Comparison on Plausible Patches

Experimental Setting. (1) For NMT-based approaches, following previous work [8, 16, 17, 77], we pre-trained these baselines using the bug-fixing corpus [8, 17], and then fine-tuned them using the vulnerability-repair corpus [3, 14, 42]. Furthermore, we removed duplicate samples present in the VulnLoc+ dataset during fine-tuning. (2) For the PA-based approaches, we reproduced their source code and reported the experimental results. (3) For LLM-based approaches, we reproduced the workflows of three baselines based on their papers. To ensure fairness, we set the maximum iteration number to 3 for all iterative baselines and used *GPT-4o-mini* as the backbone model for these three baselines, with a detailed discussion of LLM selection in Section 6.3. For the LLM-based APR baselines, we chose vulnerability types and crash constraints as the feedback for domain adaptation. (4) We studied the impact of the iteration number $Num_{iteration}$ on our LOOPREPAIR. Following Ye et al. [69], we evaluated three variants corresponding to $Num_{iteration}=1, 2$, and 3. We limited our selection to these values because the time required for iterative repair increases significantly with a higher

number of iterations. Furthermore, we manually checked whether the function-level localization results and the predicted patch hunk locations were the same as those provided by the developers. **Localization information.** To maintain evaluation fairness, we provided NMT-based, PA-based, and LLM-based approaches with localization results rather than providing *perfect localization information* [77]. **Results.** Table 2 illustrates the number of plausible patches generated by LOOPREPAIR and baselines. The localization results are shown in the ‘Localization Results’ column. The ‘Function-Level Right?’ column indicates whether the function-level results provided by the localization tool are accurate, while the ‘Predicted Location Right?’ column shows whether the predicted patch hunk locations match developer-provided patch. For function-level localization results, 22 out of 40 are correct. However, even when incorrect localization results are provided, plausible patches can still be generated. LOOPREPAIR can automatically fix a total of 27 vulnerabilities. Compared with NMT-based baselines, LOOPREPAIR demonstrates superior performance across all projects. LOOPREPAIR demonstrates comparable or superior repair performance compared with PA-based approaches, generating the same number of plausible patches as CRASHREPAIR and 7 more than VULNFix. LOOPREPAIR outperforms LLM-based approaches, by generating 8~15 additional plausible patches. The last three columns show that our taint trace-guided iterative repair strategy boosts the effectiveness. LOOPREPAIR increases the number of plausible patches from 19 ($Num_{iteration}=1$) to 27 ($Num_{iteration}=3$), representing an increase of 8 more patches compared with a single repair attempt. **Analysis.** (1) All NMT-based approaches are less effective than LLM-based approaches. This is because the cloze-style strategy cannot handle multi-hunk vulnerabilities, which is consistent with our Observation 1 (cf. Section 2.2). Furthermore, in the VulnLoc+ dataset, 77.5% (i.e., 31/40) of the vulnerabilities are multi-hunk vulnerabilities, which results in very low performance for NMT-based approaches. (2) Compared with these three iterative LLM-based baselines, LOOPREPAIR can generate more plausible patches, indicating that our improved iterative strategy is effective. Furthermore, as $Num_{iteration}$ increases, the number of plausible patches also rises, suggesting that iterative repair strategy is effective for the AVR task. (3) Compared with these two PA-based approaches, LOOPREPAIR is capable of generating considerable or even more plausible patches, indicating that the LLM-based iterative strategy is effective in repairing real-world vulnerabilities. (4) Learning-based approaches perform worse in BinUtils, LibXML2, and ZzipLib projects, this is due to the low localization accuracy of the localization tool in these projects and the localization results will directly impact the repair results. (5) For the repair results, we observe that LOOPREPAIR repairs 16/25 Buffer-Overflow, 4/5 Integer-Overflow, 2/2 Data-Type-Overflow, 1/2 Null-Pointer-Dereference, 3/4 Divide-by-Zero, and 1/2 Use-After-Free vulnerabilities. This indicates that LOOPREPAIR has the ability in solving different types of vulnerabilities.

Answer to RQ1: LOOPREPAIR is able to generate considerable or more plausible patches (8~22) than NMT-based, PA-based, and LLM-based baselines, demonstrating its effectiveness.

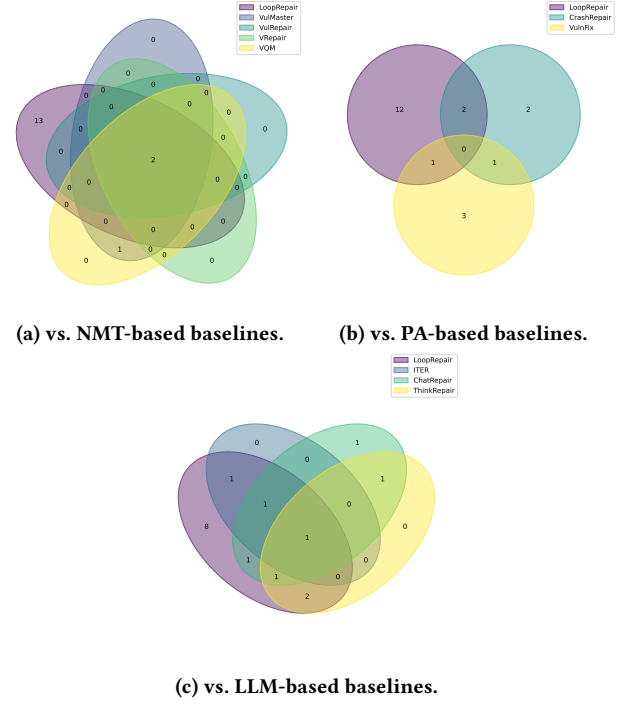


Figure 6: Venn diagram of correct patch of LOOPREPAIR vs. NMT-based, PA-based, and LLM-based baselines.

5.2 RQ2: SOTA Comparison on Correct Patches

Experimental Setting. To further evaluate whether the generated plausible patch is correct, we invited $n=3$ volunteers (each with at least two years of experience in software engineering or software security) to assess the plausible patches generated in RQ1. Specifically, we first had two volunteers independently conduct patch correctness assessment and collect the results. For the patches that the two volunteers had different opinions, we invited a third volunteer to assess them.

Results and Analysis. Table 2 shows the number of correct patches generated by LOOPREPAIR and baselines, and we further drew three Venn diagrams to illustrate the performance difference between LOOPREPAIR and baselines in vulnerability-repair. (1) Figure 6a presents the results of LOOPREPAIR and four NMT-based baselines. It can be observed that LOOPREPAIR achieves the best performance with a total of 15 correct patches, significantly outperforming the NMT-based baselines by generating 12~13 more correct patches (compared with VQM and VulMaster’s 3 patches, and VRepair and VulRepair’s 2 patches). (2) Figure 6b presents the results of LOOPREPAIR and two PA-based baselines. Although the PA-based approaches can generate many plausible patches (20~27) through mutation strategies, most of these plausible patches (15~22) are incorrect. (3) Figure 6c shows the results of LOOPREPAIR and LLM-based baselines. LOOPREPAIR achieves the best performance, generating 9~12 more correct patches than the baselines (compared with ChatRepair’s 6 and ITER’s 3). Furthermore, the plausible patches generated during the iterative phase are more likely to be correct, with 6 out of 8 plausible patches being correct. This demonstrates

Table 3: Ablation study of LOOPREPAIR.

Variants	Plausible Patches	Correct Patches
LOOPREPAIR	27	15
-w/o patch hunk location prediction	24	13
-w/o taint trace-guided patch ranking	19	7
-w/o both two components	11	3

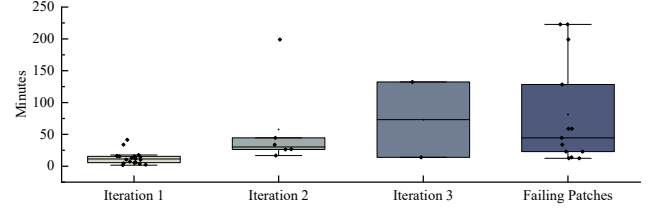
that the iterative strategy effectively enhances the generation of correct patches. (4) For the vulnerabilities where the localization results are correct, we investigated these plausible but incorrect patches. We find that these patches are incorrect because the conditions in the added if-blocks are incomplete. For example, in the case of CVE-2017-7600 (Data-Type-Overflow), the generated patch only checks whether the pointer variable is NULL, but does not check if the value exceeds the upper limit of the uint32 type, 0xFFFFFFFFU. Although adding only the NULL check can fix the vulnerability under the specific PoV, we still consider this patch incorrect because it is not equivalent to the developer-provided patch.

Answer to RQ2: LOOPREPAIR outperforms the baselines in generating correct patches, especially by repairing 8~13 unique vulnerabilities that other baselines fail to repair.

5.3 RQ3: Ablation Study of LOOPREPAIR

Experimental Setting. LOOPREPAIR has two important components: *patch hunk location prediction* and *taint trace-guided patch ranking*. Therefore, in this RQ, we aim to conduct a comprehensive experiment to evaluate the impact of different components on LOOPREPAIR’s performance. Specifically, we designed three variants of our LOOPREPAIR. (1) LOOPREPAIR without *patch hunk location prediction*. (2) LOOPREPAIR without *taint trace-guided patch ranking*. (3) LOOPREPAIR without both two components. All of our ablation experiments utilized the default settings outlined in Section 4.3.

Results and Analysis. The ablation results are shown in Table 3, we can observe that: (1) For *patch hunk location prediction*, LOOPREPAIR exhibits better vulnerability-repair performance compared with the variant without this component (i.e., 24→27 for plausible patches and 13→15 for correct patches). (2) The *taint trace-guided patch ranking* component seems to contribute the performance of LOOPREPAIR, which brings GPT-4o-mini with a large improvement (i.e., 19→27 for plausible patches and 7→15 for correct patches). (3) Table 2 shows that, among 40 vulnerabilities, 22 have correct function-level localization results. Of these 22, our approach correctly predicts the patch location for 19 vulnerabilities, resulting in 12 correct patches. In contrast, among the 21 vulnerabilities with incorrect patch locations, only 3 correct patches are generated. These results indicate that the *patch hunk location prediction* component is helpful in generating correct patches. (4) We further analyze the vulnerability types for which the repair fails after removal of each component. Removing *patch hunk location prediction* component causes one Buffer-Overflow vulnerability and the unique repair for Data-Type-Overflow vulnerability to fail. We attribute this to the component accurately predicting all the locations that need to be patched, especially for types like Data-Type-Overflow where several locations need to be modified. Removing *taint trace-guided*

**Figure 7: Time consumption of LOOPREPAIR.**

patch ranking component causes five Buffer-Overflow vulnerabilities, one unique Integer-Overflow, one unique Divide-by-Zero, and one unique Null-Pointer-Dereference vulnerability to fail. Successfully repairing these vulnerabilities requires the addition of strict judgment conditions to prevent the vulnerabilities from being triggered. We attribute this to the component’s ability to accurately generate judgment conditions by selecting high quality patches for iterative repair.

Answer to RQ3: The two components contribute substantially to LOOPREPAIR, and their combination achieves the best performance.

6 Discussion

6.1 Efficiency of LOOPREPAIR

Experimental Setting. We evaluated the time consumption of LOOPREPAIR on the VulnLoc+ dataset in generating 27 plausible patches and 13 failing patches generated in RQ1. The time consumption includes four steps: *Vulnerability Localization*, *Location-Aware Patch Generation*, *Taint Trace-Guided Patch Selection*, and *Iterative Repair*.

Results and Analysis. Figure 7 shows the time consumption distribution of 27 plausible patches and 13 failing patches discussed in RQ1. The x-axis indicates the number of inference iterations and the y-axis indicates the minutes spent on generating patches. The majority of plausible patches are generated in the range of 1-20 minutes. The time consumption increases with the number of inference iterations, affecting both the median value and the mean value. Failing patches consume a lot of time because they require running through three iterations. To further analyze time consumption quantitatively, we recorded the minimum, median, and maximum values for plausible patches. The time consumption ranges from 1.57 minutes to a maximum of 199.01 minutes. Half of the plausible patches are generated within 14.51 minutes. In addition, 77.78% and 92.59% of plausible patches are generated within 30 and 60 minutes, respectively. As reported by Noller et al. [44], a one-hour limit is considered realistic and tolerable for developers. It indicates that LOOPREPAIR can efficiently repair real-world vulnerabilities.

Summary: Half of the plausible patches from LOOPREPAIR are generated within 14.51 minutes. 92.59% of plausible patches can be generated within one hour.

Table 4: The number of plausible patches generated by LOOPREPAIR and baselines on unseen vulnerabilities.

Vulnerability			LLM-based Baselines			Ours:
Project	Language	OSS Fuzz-ID	ChatRepair [62]	ThinkRepair [71]	ITER [69]	LOOPREPAIR
Apache-poi	Java	390461322				✓
Apache-poi	Java	42537720				✓
Apache-poi	Java	42537716				
Apache-poi	Java	42528888	✓	✓	✓	✓
Apache-poi	Java	42528505		✓	✓	✓

6.2 Data Leakage Assessment

Experimental Setting. In order to evaluate the potential data leakage issue for large language models, we selected vulnerabilities from the continuously updated ARVO dataset [41] that were fixed after the release of GPT-4o-mini-2024-07-18 (released on July 18, 2024). These vulnerabilities were fixed after the release of the LLM, so they are not part of the LLM training set. As a result, we obtained a total of 5 reproducible Java vulnerabilities. All experimental settings were the same as those in RQ1, and we used GPT-4o-mini-2024-07-18 as the backbone model for all baselines. We chose plausible patch number as our evaluation metric because none of these five vulnerabilities has published links to the developer-provided patches.

Results and Analysis. The results of the data leakage assessment are presented in Table 4. (1) Based on the results, we conclude that LOOPREPAIR demonstrates the ability to repair vulnerabilities in unseen programs, not just in those that might suffer from data leakage. Furthermore, LOOPREPAIR outperforms all baselines, underscoring the practicality and viability of our approach. (2) Additionally, we manually evaluated the low-quality patches generated in the first iteration to investigate how much these low-quality patches impact the final results. For our LOOPREPAIR, 13 out of 25 patches generated in the first iteration are low-quality. They either fail to compile due to obvious syntax errors (such as undeclared variables or functions), or introduce one or even more new vulnerabilities. The total iterative repair process will be affected if all the patches generated in the first iteration are low-quality. Vulnerability 42537716 is particularly affected because all patches generated in the first iteration are low-quality, which ultimately causes the repair process to fail. For the other four vulnerabilities, although our approach generates some low-quality patches (8 out of 20) in the first iteration, the presence of the patch selection component ensures that these patches do not affect the subsequent iterations.

Summary: Data leakage does not significantly affect the performance of LOOPREPAIR.

6.3 LLM Configuration Selection

Experimental Setting. To investigate the impact of different LLM configurations on our LOOPREPAIR, we selected several alternative off-the-shelf LLMs, specifically GPT-3.5-turbo [47], Claude-3.5-sonnet [2], Gemini-1.5-flash-002 [20], and DeepSeek-V3 [12]. Each of these models was used to replace the GPT-4o-mini [48] model utilized in our previous experiments. Notably, all other components

Table 5: Total cost and effectiveness for different LLMs.

LLM Configuration	Plausible Patches	Cost	Average Cost
GPT-4o-mini [48]	27	\$1.99	\$0.074
GPT-3.5-turbo [47]	17	\$10.04	\$0.591
Claude-3.5-Sonnet [2]	9	\$48.87	\$5.430
Gemini-1.5-flash-002 [20]	20	\$1.214	\$0.061
DeepSeek-V3 [12]	22	\$2.24	\$0.102

and experimental settings were kept consistent across these different configurations to ensure a fair comparison of results. Additionally, we monitored the API costs in generating plausible patches for each model. This data provided insights into the cost-effectiveness of each LLM configuration.

Results and Analysis. The results are presented in Table 5. GPT-4o-mini generates the highest number of plausible patches (i.e., 27) at a low total cost of \$1.99, resulting in a cost of \$0.074 per patch. In contrast, Claude-3.5-sonnet produces only 9 patches at a high cost of \$48.87, leading to a cost of \$5.430 per patch. We analyzed the types of vulnerabilities that Claude-3.5-Sonnet fails to repair and the results show that it fails to repair all 4 Divide-by-Zero vulnerabilities. This is a less frequent vulnerability type, and we suspect that this may be because there is less divide-by-zero-related data in the model’s training set. The remaining three LLMs, GPT-3.5-turbo, Gemini-1.5-flash-002, and DeepSeek-V3, exhibit comparable performance and cost, ranging from 17 to 22 plausible patches generated, with costs from \$0.061 to \$0.591 per patch. These results highlight the importance of the LLM configuration for effective patch generation, leading us to select GPT-4o-mini as our backbone model due to its high performance and relatively low cost.

Summary: GPT-4o-mini is the most cost-effective option, generating the most plausible patches for a relatively low cost. In this work, we chose GPT-4o-mini as our backbone model.

6.4 Fitness Function Selection

Experimental Setting. In the *taint trace-guided patch selection* component, we utilize *taint statement coverage* as the fitness function. To investigate the impact of different fitness function configurations on our LOOPREPAIR, we selected three alternative fitness functions, specifically *branch coverage*, *AST difference*, and *cosine similarity*. They are all widely used methods for assessing patches based on static code features [39, 57, 63]. Each of these fitness functions was used to replace the *taint statement coverage* utilized in RQ1. Notably, all other components and experimental settings were kept consistent across these different configurations to ensure a fair comparison of the results.

Results and Analysis. Table 6 shows the performance of different fitness functions. *Taint statement coverage* can generate the highest number of plausible patches (27) and correct patches (15). For the other three fitness functions, they show similar performance (17~19 plausible patches, 7~8 correct patches). Furthermore, we counted the number of patches generated in the first and subsequent iterations for different fitness functions. The results show that only *taint statement coverage* is able to generate patches in

Table 6: Effectiveness for different fitness functions.

Fitness Function	Plausible Patches			Correct Patches		
	First Iteration	Subsequent Iterations	Total	First Iteration	Subsequent Iterations	Total
taint statement coverage	19	8	27	9	6	15
branch coverage	17	0	17	7	0	7
AST difference	19	0	19	8	0	8
cosine similarity	18	0	18	7	0	7

subsequent iterations and the plausible patches generated in subsequent iterations are more likely to be correct, while others fail. In order to further investigate why only *taint statement coverage* is effective, we analyzed the repair patterns of all 27 generated plausible patches. We found that 23 out of 27 plausible patches prevent vulnerabilities from being triggered by adding an if-block, while the remaining four are repaired by adding checks for the if-condition or loop-condition. Adding an if-block increases the statement coverage of taint traces, allowing *taint statement coverage* to capture this type of repair pattern effectively. Branch coverage cannot capture this type of pattern because the failed patches with an added if-block do not execute the if-branches. AST difference and cosine similarity also cannot capture the repair pattern with an added if-block.

Summary: *Taint statement coverage* is the most effective option, and we chose it as our fitness function.

7 Related Work

Automated Vulnerability Repair. Existing learning-based vulnerability repair approaches can be broadly categorized from three perspectives: NMT-based approaches, PA-based approaches and LLM-based approaches.

NMT-based Approaches. Learning-based approaches learn repair patterns from <vulnerable function, patch function> pairs [8, 16, 17, 75, 77]. For example, Fu et al. [17] presented an automated software vulnerability repair approach, VulRepair, based on T5, which employed pre-training and BPE components to address some of the limitations of VRepair [8]. Fu et al. [16] introduced a vision transformer-inspired vulnerability repair framework, VQM, which pinpointed vulnerable code regions by incorporating and leveraging Vulnerability Queries (VQs) before suggesting repairs.

PA-based Approaches. Researchers have been dedicated to exploring vulnerability repair approaches based on program analysis [19, 23, 24, 33, 52, 73]. For example, ExtractFix [19] treated the extracted vulnerability constraints as obligations that the synthesized patch had to satisfy and propagated these constraints to locations considered suitable for fixing.

LLM-based Approaches. With the rise and development of large language models, researchers have begun a series of empirical studies to evaluate the performance of LLMs on real vulnerability repair tasks [49, 76]. Furthermore, several LLM-based Automated Program Repair (APR) approaches have demonstrated promising effectiveness in the Automated Vulnerability Repair (AVR) domain [61, 62, 69, 71]. For example, AlphaRepair [61] is an LLM-based repair tool that employs the CodeBERT [15] with cloze-style APR, which means that it does not require finetuning on bug-fixing data.

SAST-Enhanced Learning-Based Approaches. Researchers propose to combine static application security testing (SAST) with learning-based methods [4, 10, 21, 36, 77]. For example, Zhou et al. [77] proposed VulMaster, which used the Fid framework to manage long vulnerable code and improve vulnerability repair by providing structural information from the AST.

8 Threats to Validity

Internal Validity. First, due to the limitations of the VulnLoc+ dataset, which provides only one or two PoVs for each vulnerability, we cannot use widely used spectrum-based localization tools [1, 27, 30, 37, 60] for vulnerability localization. Additionally, we directly abandoned the vulnerabilities that fail to generate localization results. Second, in order to maintain fairness, we choose the same LLM configuration for all LLM-based approaches [62, 69, 71] in RQ1, which may lead to different results compared with their original approaches. Third, when determining whether new vulnerabilities are introduced, we utilize CWE types generated by CrashAnalysis [51]. Misclassifications of these CWE types can affect the effectiveness of our LOOPREPAIR. In this work, we focus only on six significantly different vulnerability types, which reduce the likelihood of misclassification. Fourth, if the patches generated in the first iteration are all low-quality, the performance of LOOPREPAIR will be impacted. In our approach, we generated 5 patches in the first iteration to mitigate this impact. Fifth, in RQ2, the manual evaluation was performed by three volunteers who have at least 2 years of experience. However, their expertise may not be sufficient for handling C/C++ programs, so we open-source these generated patches to address this issue.

External Validity. To reduce the risk of an unrepresentative evaluation, we evaluate LOOPREPAIR on the established VulnLoc dataset [53] and 12 vulnerabilities collected by Shariffdeen et al. [51], which are called VulnLoc+, including six diverse types of vulnerabilities.

9 Conclusion

We propose LOOPREPAIR, a novel automated vulnerability repair approach. LOOPREPAIR provides the locations that need to be repaired to help LLMs focus on the patch hunk locations. Furthermore, LOOPREPAIR improves the iterative strategy by incorporating taint trace-guided candidate patch ranking, which assesses the quality of generated patches and selects the top-ranked patch for the next repair iteration. Our experimental results show that LOOPREPAIR generates 27 plausible patches (comparable to or even 8 to 22 more plausible patches than the baselines), of which 15 are correct patches. In the future, we will seek to broaden the scope of the iterative repair process to increase the variability among the iterative branches.

Acknowledgments

This research was supported by the National Natural Science Foundation of China (No.62572421 and No.62202414), Postgraduate Research & Practice Innovation Program of Jiangsu Province (No. KYCX25_3968), the Open Foundation of Yunnan Key Laboratory of Software Engineering (No.2023SE201), and the Open Project of Industry-Education Integration Innovation Center of Specialized Cybersecurity (Yangzhou University) under Grant YZUCSC2025KF02.

References

- [1] Rui Abreu, Peter Zoetewij, and Arjan J. C. van Gemund. 2009. Spectrum-Based Multiple Fault Localization. In *ASE 2009, 24th IEEE/ACM International Conference on Automated Software Engineering*, Auckland, New Zealand, November 16–20, 2009. IEEE Computer Society, 88–99.
- [2] Anthropic. 2025. Claude-3-sonnet. (2025). <https://claude.ai/>
- [3] Guru Prasad Bhandari, Amara Naseer, and Leon Moonen. 2021. CVEfixes: automated collection of vulnerabilities and their fixes from open-source software. In *PROMISE '21: 17th International Conference on Predictive Models and Data Analytics in Software Engineering*, Athens Greece, August 19–20, 2021. ACM, 30–39.
- [4] Sicong Cao, Xiaobing Sun, Lili Bo, Rongxin Wu, Bin Li, and Chuanqi Tao. 2022. MVD: Memory-Related Vulnerability Detection Based on Flow-Sensitive Graph Neural Networks. In *44th IEEE/ACM 44th International Conference on Software Engineering, ICSE 2022, Pittsburgh, PA, USA, May 25–27, 2022*. ACM, 1456–1468.
- [5] Sicong Cao, Xiaobing Sun, Ratnadira Widyasari, David Lo, Xiaoxue Wu, Lili Bo, Jiale Zhang, Bin Li, Wei Liu, Di Wu, and Yixin Chen. 2025. A Systematic Literature Review on Explainability for Machine/Deep Learning-based Software Engineering Research. *ACM Comput. Surv.* (2025).
- [6] Sicong Cao, Xiaobing Sun, Xiaoxue Wu, David Lo, Lili Bo, Bin Li, Xiaolei Liu, Xingwei Lin, and Wei Liu. 2024. Snopy: Bridging Sample Denoising with Causal Graph Learning for Effective Vulnerability Detection. In *Proceedings of the 39th IEEE/ACM International Conference on Automated Software Engineering, ASE 2024, Sacramento, CA, USA, October 27 – November 1, 2024*, Vladimir Filkov, Baishakhi Ray, and Minghui Zhou (Eds.). ACM, 606–618.
- [7] Thierry Titcheu Chekam, Mike Papadakis, Yves Le Traon, and Mark Harman. 2017. An empirical study on mutation, statement and branch coverage fault revelation that avoids the unreliable clean program assumption. In *Proceedings of the 39th International Conference on Software Engineering, ICSE 2017, Buenos Aires, Argentina, May 20–28, 2017*. IEEE / ACM, 597–608.
- [8] Zimin Chen, Steve Kommrusch, and Martin Monperrus. 2023. Neural Transfer Learning for Repairing Security Vulnerabilities in C Code. *IEEE Trans. Software Eng.* 49, 1 (2023), 147–165.
- [9] Zimin Chen, Steve Kommrusch, Michele Tufano, Louis-Noël Pouchet, Denys Poshyvanyk, and Martin Monperrus. 2021. SequenceR: Sequence-to-Sequence Learning for End-to-End Program Repair. *IEEE Trans. Software Eng.* 47, 9 (2021), 1943–1959.
- [10] Xiao Cheng, Haoyu Wang, Jiayi Hua, Guoai Xu, and Yulei Sui. 2021. DeepWukong: Statically Detecting Software Vulnerabilities Using Deep Graph Neural Network. *ACM Trans. Softw. Eng. Methodol.* 30, 3 (2021), 38:1–38:33.
- [11] CWE Community. 2025. Homepage of CWE-416. <https://cwe.mitre.org/data/definitions/416.html>
- [12] DeepSeek. 2025. DeepSeek-V3. (2025). <https://chat.deepseek.com/>
- [13] Caoyun Fan, Jidong Tian, Yitian Li, Wenqing Chen, Hao He, and Yaohui Jin. 2023. Chain-of-Thought Tuning: Masked Language Models can also Think Step By Step in Natural Language Understanding. In *Proceedings of the 2023 Conference on Empirical Methods in Natural Language Processing, EMNLP 2023, Singapore, December 6–10, 2023*. Association for Computational Linguistics, 14774–14785.
- [14] Jiahao Fan, Yi Li, Shaohua Wang, and Tien N. Nguyen. 2020. A C/C++ Code Vulnerability Dataset with Code Changes and CVE Summaries. In *MSR '20: 17th International Conference on Mining Software Repositories, Seoul, Republic of Korea, 29–30 June, 2020*. ACM, 508–512.
- [15] Zhangyin Feng, Daya Guo, Duyu Tang, Nan Duan, Xiaocheng Feng, Ming Gong, Linjun Shou, Bing Qin, Ting Liu, Daxin Jiang, and Ming Zhou. 2020. CodeBERT: A Pre-Trained Model for Programming and Natural Languages. In *Findings of the Association for Computational Linguistics: EMNLP 2020, Online Event, 16–20 November 2020 (Findings of ACL, Vol. EMNLP 2020)*. Association for Computational Linguistics, 1536–1547.
- [16] Michael Fu, Van Nguyen, Chakkrit Tantithamthavorn, Dinh Phung, and Trung Le. 2024. Vision Transformer Inspired Automated Vulnerability Repair. *ACM Trans. Softw. Eng. Methodol.* 33, 3 (2024), 78:1–78:29.
- [17] Michael Fu, Chakkrit Tantithamthavorn, Trung Le, Van Nguyen, and Dinh Q. Phung. 2022. VulRepair: a T5-based automated software vulnerability repair. In *Proceedings of the 30th ACM Joint European Software Engineering Conference and Symposium on the Foundations of Software Engineering, ESEC/FSE 2022, Singapore, Singapore, November 14–18, 2022*. ACM, 935–947.
- [18] Xingan Gao, Xiaobing Sun, Sicong Cao, Kaifeng Huang, Di Wu, Xiaolei Liu, Xingwei Lin, and Yang Xiang. 2025. MalGuard: Towards Real-Time, Accurate, and Actionable Detection of Malicious Packages in PyPi Ecosystem. In *34th USENIX Security Symposium, USENIX Security 2025, Seattle, WA, USA, August 13–15, 2025*, Lujio Bauer and Giancarlo Pellegrino (Eds.). USENIX Association, 4741–4758. <https://www.usenix.org/conference/usenixsecurity25/presentation/gao-xingan>
- [19] Xiang Gao, Bo Wang, Gregory J. Duck, Ruyi Ji, Yingfei Xiong, and Abhik Roychoudhury. 2021. Beyond Tests: Program Vulnerability Repair via Crash Constraint Extraction. *ACM Trans. Softw. Eng. Methodol.* 30, 2 (2021), 14:1–14:27.
- [20] Google. 2025. Gemini-1.5-flash-002. (2025). <https://gemini.google.com/>
- [21] Péter Hegedűs and Rudolf Ferenc. 2022. Static Code Analysis Alarms Filtering Reloaded: A New Real-World Dataset and its ML-Based Utilization. *IEEE Access* 10 (2022), 55090–55101.
- [22] HelpnetSecurity. 2024. The 2019–2021 Vulnerability Fixing Speed Study. <https://www.helpnetsecurity.com/2022/06/14/vulnerability-remediation-speed/>
- [23] Seongjoon Hong, Junhee Lee, Jeongsoo Lee, and Hakjoo Oh. 2020. SAVER: scalable, precise, and safe memory-error repair. In *ICSE '20: 42nd International Conference on Software Engineering, Seoul, South Korea, 27 June – 19 July, 2020*, Gregg Rothermel and Doo-Hwan Bae (Eds.). ACM, 271–283.
- [24] Zhen Huang, David Lie, Gang Tan, and Trent Jaeger. 2020. Using Safety Properties to Generate Vulnerability Patches. *login Usenix Mag.* 45, 4 (2020).
- [25] Gwan-Hwan Hwang, Heng-Yi Lin, Shao-Yan Lin, and Che-Sheng Lin. 2014. Statement-Coverage Testing for Concurrent Programs in Reachability Testing. *J. Inf. Sci. Eng.* 30, 4 (2014), 1095–1113.
- [26] Gautier Izacard and Edouard Grave. 2021. Leveraging Passage Retrieval with Generative Models for Open Domain Question Answering. In *Proceedings of the 16th Conference of the European Chapter of the Association for Computational Linguistics: Main Volume, EACL 2021, Online, April 19 – 23, 2021*. Association for Computational Linguistics, 874–880.
- [27] Jiajun Jiang, Ran Wang, Yingfei Xiong, Xiangping Chen, and Lu Zhang. 2019. Combining Spectrum-Based Fault Localization and Statistical Debugging: An Empirical Study. In *34th IEEE/ACM International Conference on Automated Software Engineering, ASE 2019, San Diego, CA, USA, November 11–15, 2019*. IEEE, 502–514.
- [28] Nan Jiang, Thibaud Lutellier, Yiling Lou, Lin Tan, Dan Goldwasser, and Xiangyu Zhang. 2023. KNOD: Domain Knowledge Distilled Tree Decoder for Automated Program Repair. In *45th IEEE/ACM International Conference on Software Engineering, ICSE 2023, Melbourne, Australia, May 14–20, 2023*. IEEE, 1251–1263.
- [29] Nan Jiang, Thibaud Lutellier, and Lin Tan. 2021. CURE: Code-Aware Neural Machine Translation for Automatic Program Repair. In *43rd IEEE/ACM International Conference on Software Engineering, ICSE 2021, Madrid, Spain, 22–30 May 2021*. IEEE, 1161–1173.
- [30] Yigit Küçük, Tim A. D. Henderson, and Andy Podgurski. 2021. Improving Fault Localization by Integrating Value and Predicate Based Causal Inference Techniques. In *43rd IEEE/ACM International Conference on Software Engineering, ICSE 2021, Madrid, Spain, 22–30 May 2021*. IEEE, 649–660.
- [31] Shanu Kumar, Saish Mendke, Karody Lubna Abdul Rahman, Santosh Kurasa, Parag Agrawal, and Sandipan Dandapat. 2025. Enhancing Zero-shot Chain of Thought Prompting via Uncertainty-Guided Strategy Selection. In *Proceedings of the 31st International Conference on Computational Linguistics, COLING 2025, Abu Dhabi, UAE, January 19–24, 2025*. Association for Computational Linguistics, 2003–2025.
- [32] Claire Le Goues, ThanhVu Nguyen, Stephanie Forrest, and Westley Weimer. 2012. GenProg: A Generic Method for Automatic Software Repair. *IEEE Trans. Software Eng.* 38, 1 (2012), 54–72.
- [33] Junhee Lee, Seongjoon Hong, and Hakjoo Oh. 2018. MemFix: static analysis-based repair of memory deallocation errors for C. In *Proceedings of the 2018 ACM Joint Meeting on European Software Engineering Conference and Symposium on the Foundations of Software Engineering, ESEC/SIGSOFT FSE 2018, Lake Buena Vista, FL, USA, November 04–09, 2018*. ACM, 95–106.
- [34] Ying Li, Faysal Hossain Shezan, Bomin wei, Gang Wang, and Yuan Tian. 2025. SoK: Towards Effective Automated Vulnerability Repair. *CoRR abs/2501.18820* (2025). [arXiv:2501.18820](https://arxiv.org/abs/2501.18820)
- [35] Yi Li, Shaohua Wang, and Tien N. Nguyen. 2020. DLFix: context-based code transformation learning for automated program repair. In *ICSE '20: 42nd International Conference on Software Engineering, Seoul, South Korea, 27 June – 19 July, 2020*. ACM, 602–614.
- [36] Zhen Li, Deqing Zou, Shouhuai Xu, Xinyu Ou, Hai Jin, Sujuan Wang, Zhijun Deng, and Yuyi Zhong. 2018. VulDeePecker: A Deep Learning-Based System for Vulnerability Detection. In *25th Annual Network and Distributed System Security Symposium, NDSS 2018, San Diego, California, USA, February 18–21, 2018*. The Internet Society.
- [37] Chang Liu, Chunyan Ma, and Tao Zhang. 2020. Improving Spectrum-Based Fault Localization using quality assessment and optimization of a test suite. In *20th IEEE International Conference on Software Quality, Reliability and Security Companion, QRS Companion 2020, Macau, China, December 11–14, 2020*. IEEE, 72–78.
- [38] Thibaud Lutellier, Hung Viet Pham, Lawrence Pang, Yitong Li, Moshi Wei, and Lin Tan. 2020. CoCoNuT: combining context-aware neural translation models using ensemble for program repair. In *ISSTA '20: 29th ACM SIGSOFT International Symposium on Software Testing and Analysis, Virtual Event, USA, July 18–22, 2020*. ACM, 101–114.
- [39] Paul Dan Marinescu and Cristian Cadar. 2013. KATCH: high-coverage testing of software patches. In *Joint Meeting of the European Software Engineering Conference and the ACM SIGSOFT Symposium on the Foundations of Software Engineering, ESEC/FSE '13, Saint Petersburg, Russian Federation, August 18–26, 2013*. ACM, 235–245.
- [40] Sergey Mechtaev, Jooyong Yi, and Abhik Roychoudhury. 2016. Angelix: scalable multiline program patch synthesis via symbolic analysis. In *Proceedings of the 38th International Conference on Software Engineering, ICSE 2016, Austin, TX, USA,*

- May 14–22, 2016. ACM, 691–701.
- [41] Xiang Mei, Pulkit Singh Singaria, Jordi Del Castillo, Haoran Xi, Abdelouahab Benchikh, Tiffany Bao, Ruoyu Wang, Yan Shoshitaishvili, Adam Doupé, Hammond Pearce, and Brendan Dolan-Gavitt. 2024. ARVO: Atlas of Reproducible Vulnerabilities for Open Source Software. *CoRR* abs/2408.02153 (2024). arXiv:2408.02153
 - [42] Chao Ni, Liyu Shen, Xiaohu Yang, Yan Zhu, and Shaohua Wang. 2024. MegaVul: A C/C++ Vulnerability Dataset with Comprehensive Code Representations. In *21st IEEE/ACM International Conference on Mining Software Repositories, MSR 2024, Lisbon, Portugal, April 15–16, 2024*. ACM, 738–742.
 - [43] NIST. 2025. HomePage of Nation Vulnerability Database. <https://nvd.nist.gov>
 - [44] Yannic Noller, Ridwan Shariffdeen, Xiang Gao, and Abhik Roychoudhury. 2022. Trust Enhancement Issues in Program Repair. In *44th IEEE/ACM 44th International Conference on Software Engineering, ICSE 2022, Pittsburgh, PA, USA, May 25–27, 2022*. ACM, 2228–2240.
 - [45] NVD. 2025. The Example Fixing Detail of CVE-2016-3186. <https://nvd.nist.gov/vuln/detail/CVE-2016-3186>
 - [46] NVD. 2025. The Example Fixing Detail of CVE-2017-5548. <https://nvd.nist.gov/vuln/detail/CVE-2017-5548>
 - [47] OpenAI. 2025. ChatGPT. (2025). <https://chatgpt.com/>
 - [48] OpenAI. 2025. GPT-4o-mini. (2025). <https://openai.com/>
 - [49] Hammond Pearce, Benjamin Tan, Baleegh Ahmad, Ramesh Karri, and Brendan Dolan-Gavitt. 2023. Examining Zero-Shot Vulnerability Repair with Large Language Models. In *44th IEEE Symposium on Security and Privacy, SP 2023, San Francisco, CA, USA, May 21–25, 2023*. IEEE, 2339–2356.
 - [50] Linux Kernel Project. 2025. Homepage of Linux Kernel Repository. <https://web.git.kernel.org/pub/scm/linux/kernel/git/torvalds/linux.git>
 - [51] Ridwan Shariffdeen, Christopher S Timperley, Yannic Noller, Claire Le Goues, and Abhik Roychoudhury. 2024. Vulnerability Repair via Concolic Execution and Code Mutations. *ACM Transactions on Software Engineering and Methodology* (2024).
 - [52] Ridwan Salihin Shariffdeen, Yannic Noller, Lars Grunske, and Abhik Roychoudhury. 2021. Concolic program repair. In *PLDI '21: 42nd ACM SIGPLAN International Conference on Programming Language Design and Implementation, Virtual Event, Canada, June 20–25, 2021*, Stephen N. Freund and Eran Yahav (Eds.). ACM, 390–405.
 - [53] Shiqi Shen, Aashish Kolluri, Zhen Dong, Prateek Saxena, and Abhik Roychoudhury. 2021. Localizing Vulnerabilities Statistically From One Exploit. In *ASIA CCS '21: ACM Asia Conference on Computer and Communications Security, Virtual Event, Hong Kong, June 7–11, 2021*. ACM, 537–549.
 - [54] Xiaobing Sun, Xingan Gao, Sicong Cao, Lili Bo, Xiaoxue Wu, and Kaifeng Huang. 2024. 1+1>2: Integrating Deep Code Behaviors with Metadata Features for Malicious PyPI Package Detection. In *Proceedings of the 39th IEEE/ACM International Conference on Automated Software Engineering, ASE 2024, Sacramento, CA, USA, October 27 - November 1, 2024*, Vladimir Filkov, Baishakhi Ray, and Minghui Zhou (Eds.). ACM, 1159–1170.
 - [55] Xiaobing Sun, Yiran Xiao, Lili Bo, Weisong Sun, Xiangyue Liu, Bin Li, and Jiale Zhang. 2025. Misactivation-Aware Stealthy Backdoor Attacks on Neural Code Understanding Models. *IEEE Trans. Software Eng.* (2025), 1–21.
 - [56] Xiaobing Sun, Mingxuan Zhou, Sicong Cao, Xiaoxue Wu, Lili Bo, Di Wu, Bin Li, and Yang Xiang. 2025. HgtJIT: Just-in-Time Vulnerability Detection Based on Heterogeneous Graph Transformer. *IEEE Transactions on Dependable and Secure Computing* (2025).
 - [57] Shangwen Wang, Ming Wen, Bo Lin, Hongjun Wu, Yihao Qin, Deqing Zou, Xiaoguang Mao, and Hai Jin. 2020. Automated Patch Correctness Assessment: How Far are We?. In *35th IEEE/ACM International Conference on Automated Software Engineering, ASE 2020, Melbourne, Australia, September 21–25, 2020*. IEEE, 968–980.
 - [58] Yue Wang, Weishi Wang, Shafiq R. Joty, and Steven C. H. Hoi. 2021. CodeT5: Identifier-aware Unified Pre-trained Encoder-Decoder Models for Code Understanding and Generation. In *Proceedings of the 2021 Conference on Empirical Methods in Natural Language Processing, EMNLP 2021, Virtual Event / Punta Cana, Dominican Republic, 7–11 November, 2021*. Association for Computational Linguistics, 8696–8708.
 - [59] Chu-Pan Wong, Priscila Santiesteban, Christian Kästner, and Claire Le Goues. 2021. VarFix: balancing edit expressiveness and search effectiveness in automated program repair. In *ESEC/FSE '21: 29th ACM Joint European Software Engineering Conference and Symposium on the Foundations of Software Engineering, Athens, Greece, August 23–28, 2021*. ACM, 354–366.
 - [60] W. Eric Wong, Ruizhi Gao, Yihao Li, Rui Abreu, and Franz Wotawa. 2016. A Survey on Software Fault Localization. *IEEE Trans. Software Eng.* 42, 8 (2016), 707–740.
 - [61] Chunqiu Steven Xia and Lingming Zhang. 2022. Less training, more repairing please: revisiting automated program repair via zero-shot learning. In *Proceedings of the 30th ACM Joint European Software Engineering Conference and Symposium on the Foundations of Software Engineering, ESEC/FSE 2022, Singapore, Singapore, November 14–18, 2022*. ACM, 959–971.
 - [62] Chunqiu Steven Xia and Lingming Zhang. 2024. Automated Program Repair via Conversation: Fixing 162 out of 337 Bugs for \$0.42 Each using ChatGPT. In *Proceedings of the 33rd ACM SIGSOFT International Symposium on Software Testing and Analysis, ISSTA 2024, Vienna, Austria, September 16–20, 2024*. ACM, 819–831.
 - [63] Qi Xin and Steven P. Reiss. 2017. Leveraging syntax-related code for automated program repair. In *Proceedings of the 32nd IEEE/ACM International Conference on Automated Software Engineering, ASE 2017, Urbana, IL, USA, October 30 - November 03, 2017*. IEEE Computer Society, 660–670.
 - [64] Qi Xin, Haojun Wu, Jinran Tang, Xinyu Liu, Steven P. Reiss, and Jifeng Xuan. 2024. Detecting, Creating, Repairing, and Understanding Indivisible Multi-Hunk Bugs. *Proc. ACM Softw. Eng.* 1, FSE (2024), 2747–2770.
 - [65] Yingfei Xiong, Xinyuan Liu, Muhan Zeng, Lu Zhang, and Gang Huang. 2018. Identifying patch correctness in test-based program repair. In *Proceedings of the 40th International Conference on Software Engineering, ICSE 2018, Gothenburg, Sweden, May 27 - June 03, 2018*. ACM, 789–799.
 - [66] Derek Xu, Tong Xie, Botao Xia, Haoyu Li, Yunsheng Bai, Yizhou Sun, and Wei Wang. 2024. Does Few-Shot Learning Help LLM Performance in Code Synthesis? *CoRR* abs/2412.02906 (2024). arXiv:2412.02906
 - [67] He Ye, Matias Martinez, Xiapu Luo, Tao Zhang, and Martin Monperrus. 2022. SelfAPR: Self-supervised Program Repair with Test Execution Diagnostics. In *37th IEEE/ACM International Conference on Automated Software Engineering, ASE 2022, Rochester, MI, USA, October 10–14, 2022*. ACM, 92:1–92:13.
 - [68] He Ye, Matias Martinez, and Martin Monperrus. 2022. Neural Program Repair with Execution-based Backpropagation. In *44th IEEE/ACM 44th International Conference on Software Engineering, ICSE 2022, Pittsburgh, PA, USA, May 25–27, 2022*. ACM, 1506–1518.
 - [69] He Ye and Martin Monperrus. 2024. ITER: Iterative Neural Repair for Multi-Location Patches. In *Proceedings of the 46th IEEE/ACM International Conference on Software Engineering, ICSE 2024, Lisbon, Portugal, April 14–20, 2024*. ACM, 10:1–10:13.
 - [70] Zhenlei Ye, Xiaobing Sun, Lili Bo, Sicong Cao, Xiaoxue Ren, Lianying Qi, and Jiale Zhang. 2025. KG4VA: Constructing Vulnerability Knowledge Graph for Software Vulnerability Assessment. *IEEE Transactions on Services Computing* (2025).
 - [71] Xin Yin, Chao Ni, Shaohua Wang, Zhenhao Li, Limin Zeng, and Xiaohu Yang. 2024. ThinkRepair: Self-Directed Automated Program Repair. In *Proceedings of the 33rd ACM SIGSOFT International Symposium on Software Testing and Analysis, ISSTA 2024, Vienna, Austria, September 16–20, 2024*. ACM, 1274–1286.
 - [72] Xiaosong Yuan, Chen Shen, Shaotian Yan, Xiaofeng Zhang, Liang Xie, Wenxiao Wang, Renchu Guan, Ying Wang, and Jieping Ye. 2024. Instance-adaptive Zero-shot Chain-of-Thought Prompting. In *Advances in Neural Information Processing Systems 38: Annual Conference on Neural Information Processing Systems 2024, NeurIPS 2024, Vancouver, BC, Canada, December 10 - 15, 2024*.
 - [73] Yuntong Zhang, Andreea Costea, Ridwan Shariffdeen, Davin McCall, and Abhik Roychoudhury. 2025. EffFix: Efficient and Effective Repair of Pointer Manipulating Programs. *ACM Trans. Softw. Eng. Methodol.* 34, 3 (2025), 69:1–69:27.
 - [74] Yuntong Zhang, Xiang Gao, Gregory J. Duck, and Abhik Roychoudhury. 2022. Program vulnerability repair via inductive inference. In *ISSTA '22: 31st ACM SIGSOFT International Symposium on Software Testing and Analysis, Virtual Event, South Korea, July 18 - 22, 2022*. ACM, 691–702.
 - [75] Ying Zhang, Ya Xiao, Md Mahir Asef Kabir, Danfeng (Daphne) Yao, and Na Meng. 2022. Example-based vulnerability detection and repair in Java code. In *Proceedings of the 30th IEEE/ACM International Conference on Program Comprehension, ICPC 2022, Virtual Event, May 16–17, 2022*. ACM, 190–201.
 - [76] Xin Zhou, Sicong Cao, Xiaobing Sun, and David Lo. 2025. Large Language Model for Vulnerability Detection and Repair: Literature Review and the Road Ahead. *ACM Trans. Softw. Eng. Methodol.* 34, 5 (2025), 145:1–145:31.
 - [77] Xin Zhou, Kisub Kim, Bowen Xu, Dongyun Han, and David Lo. 2024. Out of Sight, Out of Mind: Better Automatic Vulnerability Repair by Broadening Input Ranges and Sources. In *Proceedings of the 46th IEEE/ACM International Conference on Software Engineering, ICSE 2024, Lisbon, Portugal, April 14–20, 2024*. ACM, 88:1–88:13.
 - [78] Qihao Zhu, Zeyu Sun, Yuan-an Xiao, Wenjie Zhang, Kang Yuan, Yingfei Xiong, and Lu Zhang. 2021. A syntax-guided edit decoder for neural program repair. In *ESEC/FSE '21: 29th ACM Joint European Software Engineering Conference and Symposium on the Foundations of Software Engineering, Athens, Greece, August 23–28, 2021*. ACM, 341–353.