

# H<sup>2</sup>EM: Learning Hierarchical Hyperbolic Embeddings for Compositional Zero-Shot Learning

Lin Li<sup>1,3</sup>, Jiahui Li<sup>2</sup>, Jiaming Lei<sup>2</sup>, Jun Xiao<sup>2</sup>, Feifei Shao<sup>2</sup>, Long Chen<sup>1,\*</sup>

<sup>1</sup>HKUST <sup>2</sup>Zhejiang University <sup>3</sup>ACCESS

lllidy@ust.hk jiahuil@zju.edu.cn jmlei@zju.edu.cn

junix@cs.zju.edu.cn sff@zju.edu.cn longchen@ust.hk

## Abstract

Compositional zero-shot learning (CZSL) aims to recognize unseen state-object compositions by generalizing from a training set of their primitives (state and object). Current methods often overlook the rich hierarchical structures, such as the semantic hierarchy of primitives (e.g.,  $\text{apple} \subset \text{fruit}$ ) and conceptual hierarchy between primitives and compositions (e.g.,  $\text{sliced apple} \subset \text{apple}$ ). A few recent efforts have shown effectiveness in modeling these hierarchies through loss regularization within Euclidean space. In this paper, we argue that they fail to scale to the large-scale taxonomies required for real-world CZSL: the space’s polynomial volume growth in flat geometry cannot match the exponential structure, impairing generalization capacity. To this end, we propose H<sup>2</sup>EM, a new framework that learns Hierarchical Hyperbolic Embeddings for CZSL. H<sup>2</sup>EM leverages the unique properties of hyperbolic geometry, a space naturally suited for embedding tree-like structures with low distortion. However, a naive hyperbolic mapping may suffer from hierarchical collapse and poor fine-grained discrimination. We further design two learning objectives to structure this space: a Dual-Hierarchical Entailment Loss that uses hyperbolic entailment cones to enforce the predefined hierarchies, and a Discriminative Alignment Loss with hard negative mining to establish a large geodesic distance between semantically similar compositions. Furthermore, we devise Hyperbolic Cross-Modal Attention to realize instance-aware cross-modal infusion within hyperbolic geometry. Extensive ablations on three benchmarks demonstrate that H<sup>2</sup>EM establishes a new state-of-the-art in both closed-world and open-world scenarios. Our codes will be released.

## 1. Introduction

How do we humans recognize novel concepts that have never been encountered before? This capability stems from

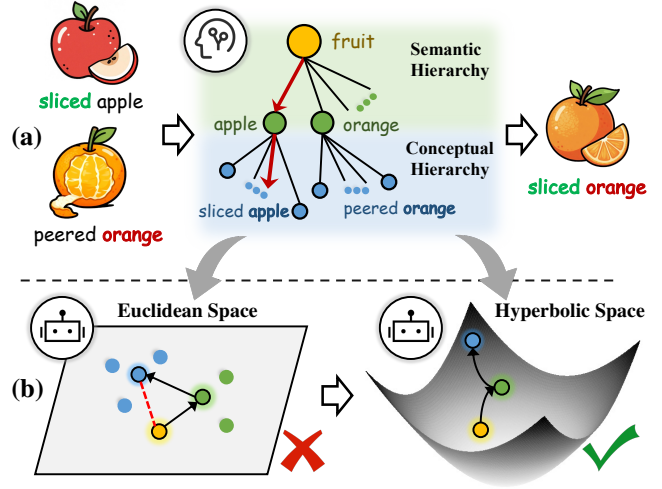


Figure 1. (a) Humans leverage dual hierarchical structures that exist among primitives (states and objects) and compositions for compositional recognition. (b) Models mimic hierarchical modeling in the flat geometry of *Euclidean space* distorts such tree-like structures, while the negative curvature of *Hyperbolic space* preserves the low-distortion embeddings.

generalizing learned knowledge to unseen domains [36, 37]. Considering concepts like “sliced apple” and “peered orange”, we can recognize the unseen composition “sliced orange” by combining the state “sliced” with the object “apple”. Inspired by this cognitive process, Compositional Zero-Shot Learning (CZSL) tackles the challenge of identifying *unseen* state-object compositions during inference, leveraging visible primitives (*i.e.*, states and objects) from training concepts.

Recent work typically addresses CZSL by leveraging pre-trained large-scale vision-language models (VLMs), *e.g.*, CLIP [48]. This paradigm measures similarities between a query image and a list of textual embeddings for each state, object, and composition [33, 41]. However, most of them ignore the dual-hierarchy (*cf.* Figure 1a) among categories: **i) Semantic Hierarchy**: Both state or object prim-

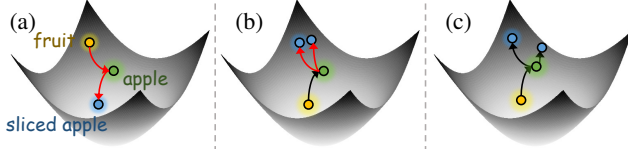


Figure 2. Challenges of direct Euclidean-to-Hyperbolic transfer. (a) Specific concept and its general parent are in inverse hierarchy. (b) Semantically similar compositions are not sufficiently separated. (c) The desired hierarchical structure.

itives are not semantically independent, but rather within larger semantic taxonomies [53]. For instance, *apple* and *orange* are hyponyms of *fruit*. This structure enables the model to infer common compositional affordances. By understanding that *apple* and *orange* are semantically related, a model can generalize its knowledge (e.g., visual appearance of ripe) from seen ripe *orange* to recognize the unseen ripe *apple*. **ii) Conceptual Hierarchy:** An intrinsic entailment relationship exists where a composition is a more specific concept than its corresponding state or object. Take the composition *sliced apple* as an example, it is semantically entailed by the more general concepts of *sliced* and *apple*. Overlooking such hierarchy damages the structural bond between a composition and its primitives, leaving model unable to distinguish feasible unseen compositions from unfeasible ones, e.g., *cloudy apple*, thus weakening the robustness [58].

Despite a few recent works beginning to explore these hierarchies [55, 58], their efforts are fundamentally focused on the loss regularization (e.g., logic constraints) within the common embedding space of VLMs. Admittedly, these can effectively model small, shallow hierarchical representations by pushing general concepts (e.g., *fruit*) close to their many children, while keeping specific concepts (e.g., *sliced apple*) only close to their immediate parents. Nevertheless, for CZSL’s large-scale taxonomies, the *flat* geometry of VLM’s Euclidean space creates a critical bottleneck<sup>1</sup>. Its polynomial volume growth cannot accommodate the exponential structure of a large hierarchy without significant distortion [8, 39]. This forces the numerous descendants of a general concept to be *crowded* into a small region, inevitably making embeddings of hierarchically distant concepts spatially close to each other [15, 21] (cf. red dashed line in Figure 1b). Consequently, the model is prone to confusing distinct concepts, as the learned geometric distances cannot reflect the true hierarchical relationships.

In this paper, we propose **H<sup>2</sup>EM**, a framework that learns **H**ierarchical **H**yperbolic **E**Mbeddings for CZSL. **H<sup>2</sup>EM** projects features from a pre-trained Euclidean encoder into a hyperbolic manifold. Its exponential volume growth [4] provides a natural geometric prior for embedding tree-like structures, where general concepts are central and specific

concepts are peripheral, as shown in Figure 1(Right). On the other side, unlocking this potential for CZSL may face two challenges. **First**, it lacks explicit geometric constraints to enable models to leverage the two essential hierarchies mentioned. A naive mapping can lead to *hierarchical collapse*, where the embedding geometry inverts the true semantic hierarchy (cf. Figure 2a). To illustrate, the specific composition *sliced apple* might be mapped closer to the *origin* than its general parent *fruit*. **Second**, the commonly used contrastive objective is insufficient for fine-grained discrimination. By treating all negative classes equally, it fails to compel the model to establish a large geodesic distance between semantically similar compositions (cf. Figure 2b), such as *sliced apple* and *sliced orange*. Hence, their features may be close on the manifold, creating a less discriminative embedding space. Furthermore, instance-aware cross-modal feature fusion [18, 33] is crucial for CZSL, as visual appearances are context-dependent (e.g., “*sliced apple*” vs. “*sliced cake*”). Text embeddings must therefore be dynamically refined by visual context. However, existing Euclidean attention modules [18], built on operations like dot products, are geometrically incompatible with hyperbolic space and would destroy the manifold structure.

To this end, we first devise two learning objectives to structure the hyperbolic manifold (cf. Figure 2c). For the **first** issue, we introduce a *taxonomic entailment loss*. This loss operates by enforcing geometric constraints, ensuring that child concepts (e.g., *sliced apple*) lie within the entailment cone [8, 44] of their more general parent concepts (e.g., *sliced* and *apple*). To overcome the **second** challenge, we devise a *discriminative alignment loss* enhanced with hard negative mining. This objective allows the model to establish a large geodesic distance between semantically ambiguous compositions, thereby learning a more discriminative representation space. Finally, to solve the challenge of instance-aware fusion, we propose the Hyperbolic Cross-Modal Attention (HCA) module. It leveraging hyperbolic linear layers and geometrically-aware attention mechanisms to adaptively inject visual context while preserving the manifold’s integrity.

To evaluate our H<sup>2</sup>EM, we conducted extensive experiments on three prevalent CZSL benchmarks: MIT-States [19], UT-Zappos [40], and CGQA [59]. Experimental results show that H<sup>2</sup>EM establishes the new state-of-the-art in both closed-world and open-world scenarios, demonstrating its effectiveness and generalization capability.

In summary, we made three main contributions in this paper: **i)** We are the first to explore the hierarchical embeddings in the hyperbolic space for CZSL. **ii)** We devise two hyperbolic learning objectives: a taxonomic entailment loss to enforce structural priors and a discriminative alignment loss with hard negative mining to learn fine-grained distinc-

<sup>1</sup>Geometry comparison for hierarchy modeling is in the Appendix (§C).

tions. **iii)** We design a novel Hyperbolic Cross-Modal Attention module to enable instance-specific cross-modal fusion on a hyperbolic manifold.

## 2. Related Work

**Compositional Zero-Shot Learning (CZSL).** CZSL addresses the challenge of recognizing novel state-object compositions at test time, given that each state or object is present in the training data. Traditional CZSL methods can be divided into two main categories: 1) *Composed CZSL* [1, 37, 38, 40, 46], which seeks to classify compositional state-object pairs by mapping the holistic compositional visual features directly into a shared embedding space; and 2) *Decomposed CZSL* [14, 17, 20, 22, 23, 27, 29, 60], which separates the learning process by disentangling visual features for each primitive and employing distinct classifiers to independently predict states and objects. More recently, the advent of powerful VLMs, such as CLIP [48], has opened up new possibilities for leveraging large-scale pre-trained models to improve compositional generalization in zero-shot settings [18, 33, 34, 41, 61]. Building upon this VLM paradigm, this paper explores a new direction that explicitly models the hierarchical taxonomies by leveraging the exponential volume growth of hyperbolic space.

**Hyperbolic Representation Learning.** Hyperbolic geometry, characterized by its exponential volume growth with respect to radius, naturally lends itself to embedding data with tree-like or hierarchical structures. Due to these properties, hyperbolic representations have found wide applicability across various modalities, including text [9, 51], images [2, 10, 52], graphs [10, 11, 30], and videos [31]. Recent developments have focused on learning hyperbolic embeddings via specialized neural network layers [6, 12, 16, 25, 49, 52], enhancing the capacity to capture hierarchical relationships. Notably, [8] introduces a hyperbolic entailment loss, which encourages child node embeddings to reside within the cone extended from their corresponding parent node embedding. This entailment loss has subsequently been leveraged for contrastive learning in VLMs to further improve representation quality for compositional and hierarchical data [21, 44, 54]. This work moves beyond the cross-modal hierarchy of prior work to explicitly model the multi-level taxonomies that exist within each modality, encompassing both semantic and conceptual relationships.

## 3. Methodology

### 3.1. Preliminaries

**Lorentz Model for Hyperbolic Geometry.** To effectively model the tree-like taxonomies in compositional concepts, we operate in hyperbolic space, a Riemannian manifold with *learnable* constant negative curvature  $-\kappa$  ( $\kappa > 0$ ). Following [8, 44], we adopt the Lorentz model to model

hyperbolic space due to its computational efficiency and well-defined neural operations [4]. Formally, the Lorentz model represents a  $d$ -dimensional hyperbolic manifold  $\mathbb{L}^{d,\kappa}$  as the upper half of a two-sheeted hyperboloid in  $(d+1)$ -dimensional Minkowski spacetime [6]. Each point  $\mathbf{p} \in \mathbb{L}^{d,\kappa}$  in this hyperbolic manifold is a vector  $[p_0, \tilde{\mathbf{p}}]$  with a *time-like component*  $p_0 \in \mathbb{R}$  and a *space-like component*  $\tilde{\mathbf{p}} \in \mathbb{R}^d$ , satisfying the condition  $\langle \mathbf{p}, \mathbf{p} \rangle_{\mathbb{L}} = -1/\kappa$ . Here, the Lorentzian inner product  $\langle \cdot, \cdot \rangle_{\mathbb{L}}$  is formulated as:

$$\langle \mathbf{p}, \mathbf{q} \rangle_{\mathbb{L}} = -p_0 q_0 + \langle \tilde{\mathbf{p}}, \tilde{\mathbf{q}} \rangle_{\mathbb{E}}, \quad (1)$$

where  $\langle \cdot, \cdot \rangle_{\mathbb{E}}$  is the Euclidean inner product. The geodesic distance (*i.e.*, the shortest path) between two points on the manifold is then calculated by this inner product:

$$d_{\mathbb{L}}(\mathbf{p}, \mathbf{q}) = \frac{1}{\sqrt{\kappa}} \operatorname{arccosh}(-\kappa \langle \mathbf{p}, \mathbf{q} \rangle_{\mathbb{L}}). \quad (2)$$

Each point  $\mathbf{p}$  on the manifold is associated with a  $d$ -dimensional tangent space  $T_{\mathbf{p}}\mathbb{L}^{d,\kappa}$ , which is a Euclidean space providing a local linear approximation. The exponential map (§3.2.2) is generally utilized to project a vector from this tangent space (*i.e.*, Euclidean space  $T_{\mathbf{p}}\mathbb{L}^{d,\kappa}$ ) back onto the hyperboloid (*i.e.*, hyperbolic space  $\mathbb{L}^{d,\kappa}$ ) [24].

### 3.2. H<sup>2</sup>em Framework

In this section, we introduce our H<sup>2</sup>EM framework, designed to explicitly model the rich hierarchical structures among compositional concepts, as illustrated in Figure 3. We first construct the tree-like taxonomy and then elaborate each component of our H<sup>2</sup>EM framework.

**Problem Formulation.** CZSL’s goal is to classify an image  $I$  into a composition category  $c \in \mathcal{C}$ . The class set  $\mathcal{C}$  is formed by the Cartesian product of given state categories  $\mathcal{S} = \{s_1, \dots, s_{|\mathcal{S}|}\}$  and object categories  $\mathcal{O} = \{o_1, \dots, o_{|\mathcal{O}|}\}$ . The model is trained exclusively on a subset of *seen* composition and then evaluated under two protocols. **In closed-world testing**, the model must classify images from a fixed test set composed of both seen ( $\mathcal{C}_{\text{seen}}$ ) and the unseen ( $\mathcal{C}_{\text{unseen}}$ ) compositions, where  $|\mathcal{C}_{\text{seen}} \cup \mathcal{C}_{\text{unseen}}| \ll |\mathcal{C}|$ . **In open-world testing**, the model should generalize to any feasible composition [41] within the full space  $\mathcal{C}$ .

**Tree-like Taxonomy Construction.** We construct a three-layer tree structure that encompasses two types of hierarchical relationships (§1). 1) **Semantic Hierarchy.** To explore the semantic hierarchy among the primitive concepts, we leverage Large Language Models (LLMs), *e.g.*, Gemini [50], to automatically generate the hypernym (*i.e.*, the parent category) for each state and object primitive (More details are left in §D of the Appendix). The parent state and object categories are denoted as  $\mathcal{S}_p$  and  $\mathcal{O}_p$ . 2) **Conceptual Hierarchy.** This inherent hierarchy defines the parent-child relationship between primitives and their compositions. To be specific, directed edges are created from

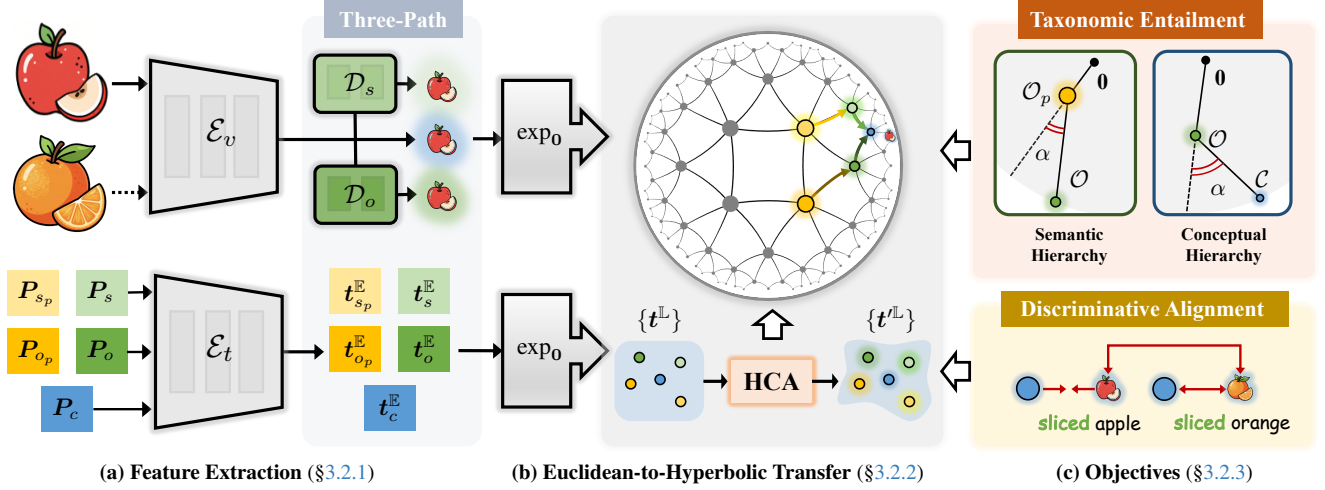


Figure 3. Overview of the H<sup>2</sup>EM framework. (a) Extracting image and text features in Euclidean space. (b) Projecting features into hyperbolic space to model their hierarchy. Hyperbolic Cross-Modal Attention (HCA) adaptively refines the text representations. (c) Jointly optimizing with a taxonomic entailment loss to enforce this hierarchy, and a discriminative alignment loss for cross-modal matching.

each state  $s \in \mathcal{S}$  and object  $o \in \mathcal{O}$  to their corresponding composition  $c = (s, o) \in \mathcal{C}$ . These relationships can be formally denoted as the entailments  $c \subset s$  and  $c \subset o$ . By integrating these two structures, we form the three-like taxonomy  $\mathcal{T}$  that serves as a rich structural prior for training.

### 3.2.1. Feature Extraction

**Visual Modality.** Given an input image  $I \in \mathbb{R}^{H \times W \times 3}$ , we employ the image encoder  $\mathcal{E}_v$  of CLIP [48] to extract visual features. The image encoder converts the input image into flattened patches ( $N$  in total) along with a [CLS] token and positional embeddings, then generates a sequence of patch tokens. This sequence is processed by a series of self-attention blocks to generate visual embeddings  $V_{patch}^E \in \mathbb{R}^{N+1, d}$ . Finally, the output embedding corresponding to [CLS] token is projected by a linear layer to produce the final holistic image representation  $v^E \in \mathbb{R}^d$ .

To align primitives, we leverage the three-path paradigm to decompose the entangled features [18, 47, 55]. Specifically, a state disentangler  $\mathcal{D}_s$ , and an object disentangler  $\mathcal{D}_o$  are implemented as two Multi-Layer Perceptrons (MLPs) that extract primitive-specific features from the global representation. The three-path visual features of state, object, and composition in Euclidean space are as follows:

$$v_s^E = \mathcal{D}_s(v^E), \quad v_o^E = \mathcal{D}_o(v^E), \quad v_c^E = v^E. \quad (3)$$

**Textual Modality.** To capture the full semantic hierarchy, we generate text embeddings for three conceptual levels: compositions ( $c \in \mathcal{C}$ ), primitives (states  $s \in \mathcal{S}$  and objects  $o \in \mathcal{O}$ ), and their abstract parent categories ( $s_p, o_p$ ). Following [18, 33, 41], we employ the soft prompt tuning strategy. To elaborate, each prompt is a sequence of embeddings constructed from two components: a set of shared, learnable prefix context vectors and a learnable vocabulary token. For

instance, the prompt representation for a state is a sequence  $P_s = [c_1, \dots, c_l, s]$ , where  $\{c_1, \dots, c_l\}$  are the context vectors and  $s$  is the learnable token for state  $s$ . To capture the distinct semantic roles of states, objects, and compositions, the context vectors are not shared across each branch [18]. These prompt representations are then fed into the frozen CLIP text encoder  $\mathcal{E}_t$  to obtain the corresponding Euclidean feature vectors  $\{t_{s_p}^E, t_{o_p}^E, t_s^E, t_o^E, t_c^E\}$ .

The extracted Euclidean visual and text features are subsequently projected into hyperbolic space.

### 3.2.2. Euclidean-to-Hyperbolic Transfer.

After feature extraction, we transfer the Euclidean representations into the hyperbolic manifold by first using the exponential map for projection, and then employing a hyperbolic cross-modal attention module to refine the text embeddings with image-specific visual context.

**Exponential Map.** To leverage the geometric property of the hyperbolic manifold, we map all Euclidean features into the hyperbolic embeddings of Lorentz model. This transition is achieved via the exponential map [42] at the origin  $\mathbf{0}$ , denoted as  $\exp_0: T_{\mathbf{0}}\mathbb{L}^{d, \kappa} \rightarrow \mathbb{L}^{d, \kappa}$ . For ease of expression,  $v^E$  is used to denote any Euclidean visual features, e.g.,  $v_s^E$ ,  $v_o^E$ ,  $v_c^E$ , and  $V_{patch}^E$ . Its corresponding hyperbolic embedding  $v^L \in \mathbb{L}^{d, \kappa}$  is computed as:

$$v^L = \exp_0(v^E) = \cosh(\sqrt{\kappa}\|v^E\|_{\mathbb{L}})\mathbf{0} + \frac{\sinh(\sqrt{\kappa}\|v^E\|_{\mathbb{L}})}{\sqrt{\kappa}\|v^E\|_{\mathbb{L}}}v^E, \quad (4)$$

where the origin  $\mathbf{0} = (\sqrt{1/\kappa}, 0, \dots, 0)^T$ , and the Lorentzian norm  $\|v^E\|_{\mathbb{L}} = \sqrt{|\langle v^E, v^E \rangle_{\mathbb{L}}|}$ . Similarly, we also utilize the exponential map to project all Euclidean text feature vectors into the Lorentz manifold  $\mathbb{L}^{d, \kappa}$ , denoted as  $t^L = \exp_0(t^E)$ .

**Hyperbolic Cross-Modal Attention.** Though soft-prompt tuning yields adaptive textual representations, the same se-



mantic concept may not be optimal for aligning with the diverse visual content across all images [18], *e.g.*, the appearance of `sliced` on an `apple`'s surface versus on a `cake` is highly distinct. To this end, we devise a residual **Hyperbolic Cross-Modal Attention (HCA)** module to adaptively refine the text representations in the specific visual context:

$$\mathbf{t}^{\mathbb{L}} = \mathbf{t}^{\mathbb{L}} \oplus_{\kappa} \lambda \text{HCA}(\mathbf{t}^{\mathbb{L}}, \mathbf{V}_{patch}^{\mathbb{L}}, \mathbf{V}_{patch}^{\mathbb{L}}), \quad (5)$$

where  $\oplus_{\kappa}$  denotes Möbius addition [12], and  $\lambda$  represents a learnable fusion parameter.  $\mathbf{t}^{\mathbb{L}}$  denotes any refined hyperbolic text embedding. The HCA module is defined as:

$$\text{HCA}(\mathbf{q}^{\mathbb{L}}, \mathbf{K}^{\mathbb{L}}, \mathbf{V}^{\mathbb{L}}) = \mathbf{q}^{\mathbb{L}} \oplus_{\kappa} \text{FFN}_{\mathbb{L}}(\text{MHA}_{\mathbb{L}}(\mathbf{q}^{\mathbb{L}}, \mathbf{K}^{\mathbb{L}}, \mathbf{V}^{\mathbb{L}})). \quad (6)$$

The Feed-Forward Network  $\text{FFN}_{\mathbb{L}}$  includes two hyperbolic linear layers [57]  $\text{HFC}(\mathbf{x}) = [\sqrt{\|\mathbf{W}\mathbf{x} + \mathbf{b}\|^2 + 1/\kappa}, \mathbf{W}\mathbf{x} + \mathbf{b}]$ , followed by a non-linear activation, where  $\mathbf{W}$  and  $\mathbf{b}$  denote the learnable weight and bias, respectively. The query  $\mathbf{q}^{\mathbb{L}}$ , key  $\mathbf{K}^{\mathbb{L}}$ , and value  $\mathbf{K}^{\mathbb{L}}$  are derived through the hyperbolic linear layer with different weights, respectively. The multi-head attention  $\text{MHA}_{\mathbb{L}}$  employs a hyperbolic linear attention mechanism [57] that first operates on the space-like components of the Lorentz vectors. The output for the  $h$ -th head's space-like components is computed by:

$$\tilde{\mathbf{Z}}_h = \frac{\phi(\tilde{\mathbf{Q}}_h)(\phi(\tilde{\mathbf{K}}_h)^T \tilde{\mathbf{V}}_h)}{\phi(\tilde{\mathbf{Q}}_h)(\phi(\tilde{\mathbf{K}}_h)^T \mathbf{1})}, \quad (7)$$

where  $\mathbf{1}$  denotes an all-ones vector.  $\phi(\cdot)$  is a non-linear feature map designed to enhance focus. It is defined as  $\phi(\mathbf{x}) = \frac{\|\mathbf{x}\|}{\|\mathbf{x}\|^p} \bar{\mathbf{x}}^p$ , where  $\bar{\mathbf{x}} = \text{ReLU}(\mathbf{x})/t$  and  $p$  is a power parameter and  $t$  is a learnable scaling factor. The full hyperbolic output vectors  $\mathbf{Z}_h^{\mathbb{L}} = [\mathbf{Z}_{h,0}, \tilde{\mathbf{Z}}_h]$  are then reconstructed by recalibrating their time-like components  $\mathbf{Z}_{h,0} = \sqrt{\|\tilde{\mathbf{Z}}_h\|^2 + 1/\kappa}$ . The outputs of all heads are concatenated and projected to form the final  $\text{MHA}_{\mathbb{L}}$  output.

**Classification.** Since our  $\text{H}^2\text{EM}$  relies on the Lorentz manifold's geometry, the state  $p(s_i|I)$ , object  $p(o_i|I)$ , and composition  $p(c_i|I)$  classification probabilities are calculated by the scaled negative geodesic distance  $-d_{\mathbb{L}}$  between hyperbolic visual representation  $\mathbf{v}^{\mathbb{L}}$  and refined text representation  $\mathbf{t}^{\mathbb{L}}$ . During **inference**, we refine the compositional prediction by mixing the primitive scores as assistance. As in [18, 47, 55], the final prediction  $\hat{c}$  is given by:

$$\hat{c} = \arg \max_{c \in \mathcal{C}} p(c_{s,o}|I) + p(s|I) \cdot p(o|I). \quad (8)$$

### 3.2.3. Training Objectives

The objectives includes three parts: two losses designed to structure the hyperbolic embedding space and learn discriminative features, and an extra primitive auxiliary loss.

**Taxonomic Entailment Loss.** To alleviate hierarchical collapse and enforce the predefined hierarchical structure of our taxonomy  $\mathcal{T}$ , we devise the *taxonomic entailment loss*

$\mathcal{L}_{TE}$ . As illustrated in Figure 3c, this loss leverages hyperbolic entailment cones [8, 13, 44], wherein a parent concept  $\mathbf{p}$  geometrically entails its child concepts  $\mathbf{q}$  by constraining them to lie within its cone-shaped region. We apply this loss to preserve both semantic hierarchy and conceptual hierarchy. For each parent-child edge  $(\mathbf{p}, \mathbf{q}) \in \mathcal{T}$ , the penalty is defined by the extent to which the child  $\mathbf{q}$  is outside the parent's entailment cone:

$$\begin{aligned} \mathcal{L}_e(\mathbf{p}, \mathbf{q}) &= \max(0, \pi - \angle \mathbf{p}\mathbf{q} - \omega(\mathbf{p})), \\ \pi - \angle \mathbf{p}\mathbf{q} &= \alpha(\mathbf{p}, \mathbf{q}) = \arccos\left(\frac{p_0 + q_0 \kappa \langle \mathbf{p}, \mathbf{q} \rangle_{\mathbb{L}}}{\|\tilde{\mathbf{q}}\| \sqrt{(\kappa \langle \mathbf{p}, \mathbf{q} \rangle_{\mathbb{L}})^2 - 1}}\right), \\ \omega(\mathbf{p}) &= \arcsin\left(\frac{2\gamma}{\sqrt{\kappa} \|\tilde{\mathbf{p}}\|}\right), \end{aligned} \quad (9)$$

where  $\alpha(\cdot, \cdot)$  is the exterior angle to the cone,  $\omega(\cdot)$  is the cone's aperture. The constant  $\gamma = 0.1$  sets boundary conditions near the origin. Note that the curve  $\kappa$  is learnable. The penalty is zero if the child embedding is already inside the cone. Considering two hierarchical types in our taxonomy  $\mathcal{T}$ , whole  $\mathcal{L}_{TE}$  is calculated by:

$$\begin{aligned} \mathcal{L}_{TE} &= \mathcal{L}_e(\mathbf{v}_s^{\mathbb{L}}, \mathbf{v}_c^{\mathbb{L}}) + \mathcal{L}_e(\mathbf{v}_o^{\mathbb{L}}, \mathbf{v}_c^{\mathbb{L}}) \\ &\quad + \underbrace{\mathcal{L}_e(\mathbf{t}_s^{\mathbb{L}}, \mathbf{t}_c^{\mathbb{L}}) + \mathcal{L}_e(\mathbf{t}_o^{\mathbb{L}}, \mathbf{t}_c^{\mathbb{L}})}_{\text{Conceptual Hierarchy}} + \underbrace{\mathcal{L}_e(\mathbf{t}_{s_p}^{\mathbb{L}}, \mathbf{t}_s^{\mathbb{L}}) + \mathcal{L}_e(\mathbf{t}_{o_p}^{\mathbb{L}}, \mathbf{t}_o^{\mathbb{L}})}_{\text{Semantic Hierarchy}}. \end{aligned} \quad (10)$$

**Discriminative Alignment Loss.** To enhance fine-grained discrimination, we devise *discriminative alignment loss*  $\mathcal{L}_{DA}$ . Different from standard contrastive loss that treats all negatives uniformly, we employs a hard negative mining strategy. For a positive sample with composition  $(s_i, o_i)$ , hard negatives are defined as compositions sharing the same primitive, *i.e.*,  $\mathcal{H}_i = \{(s_j, o_k) \in \mathcal{C} \mid (s_j = s_i) \vee (o_k = o_i)\} \setminus \{(s_i, o_i)\}$ . For instance, in Figure 3c, `sliced apple` and `sliced orange` serve as hard negatives for each other. The loss is a weighted InfoNCE-style [43] function that applies a larger penalty to these hard negatives:

$$\mathcal{L}_{DA} = -\log\left(\frac{\exp(D_{c_i})}{\sum_{c_k \in \mathcal{C} \setminus \mathcal{H}_i} \exp(D_{c_k}) + w \sum_{c_j \in \mathcal{H}_i} \exp(D_{c_j})}\right), \quad (11)$$

here  $D_{c_i} = d_{\mathbb{L}}(\mathbf{v}_c^{\mathbb{L}}, \mathbf{t}_{c_i}^{\mathbb{L}})/\tau$ , and  $w$  denotes the penalty weight of the hard negative samples.

**Primitive Auxiliary Loss.** Apart from above losses, we apply standard contrastive losses to the state and object branches to ensure that the disentangled visual features  $(\mathbf{v}_s^{\mathbb{L}} \text{ and } \mathbf{v}_o^{\mathbb{L}})$  correctly align with their textual counterparts:

$$\mathcal{L}_s = -\log p(s|I), \quad \mathcal{L}_o = -\log p(o|I). \quad (12)$$

Finally, the total loss is a weighted sum with coefficients  $\{\beta_i\}$  that integrates three objectives:

$$\mathcal{L}_{total} = \beta_1 \mathcal{L}_{DA} + \beta_2 \mathcal{L}_{TE} + \beta_3 (\mathcal{L}_s + \mathcal{L}_o). \quad (13)$$

Table 1. Quantitative results (§4.2) on MIT-States [19], UT-Zappos [59] and C-GQA [40] within both *Closed-World* and *Open-World* setting. \* denotes reproduction results using official codes.

Method		MIT-States				UT-Zappos				C-GQA			
		Seen↑	Unseen↑	HM↑	AUC↑	Seen↑	Unseen↑	HM↑	AUC↑	Seen↑	Unseen↑	HM↑	AUC↑
Closed-World Setting													
CLIP [48]	[ICML'21]	30.2	46.0	26.1	11.0	15.8	49.1	15.6	5.0	7.5	25.0	8.6	1.4
CoOp [62]	[IJCV'22]	34.4	47.6	29.8	13.5	52.1	49.3	34.6	18.8	20.5	26.8	17.1	4.4
Co-CGE [37]	[TPAMI'22]	38.1	20.0	17.7	5.6	59.9	56.2	45.3	28.4	33.2	3.9	5.3	0.9
ProDA [35]	[CVPR'22]	37.5	18.3	17.3	5.1	63.9	34.6	34.3	18.4	-	-	-	-
CSP [41]	[ICLR'23]	46.6	49.9	36.3	19.4	64.2	66.2	46.6	33.0	28.8	26.8	20.5	6.2
DFSP(i2t) [33]	[CVPR'23]	47.4	52.4	37.2	20.7	64.2	66.4	45.1	32.1	35.6	29.3	24.3	8.7
DFSP(BiF) [33]	[CVPR'23]	47.1	52.8	37.7	20.8	63.3	69.2	47.1	33.5	36.5	32.0	26.2	9.9
DFSP(t2i) [33]	[CVPR'23]	46.9	52.0	37.3	20.6	66.7	71.7	47.2	36.0	38.2	32.0	27.1	10.5
GIPCOL [56]	[WACV'24]	48.5	49.6	36.6	19.9	65.0	68.5	48.8	36.2	31.9	28.4	22.5	7.1
CDS-CZSL [28]	[CVPR'24]	50.3	52.9	39.2	22.4	63.9	74.8	52.7	39.5	38.3	34.2	28.1	11.1
CAILA* [28]	[WACV'24]	51.4	53.3	39.7	23.2	66.8	72.5	56.0	42.5	44.3	35.8	31.4	13.9
Troika [18]	[CVPR'24]	49.0	53.0	39.3	22.1	66.8	73.8	54.6	41.7	41.0	35.7	29.4	12.4
PLID [3]	[ECCV'24]	49.7	52.4	39.0	22.1	67.3	68.8	52.4	38.7	38.8	33.0	27.9	11.0
LogICZSL [55]	[CVPR'25]	50.8	53.9	40.5	23.4	69.6	74.9	57.8	45.8	44.4	39.4	33.3	15.3
PLO [26]	[MM'25]	51.6	53.7	40.2	23.4	70.3	75.8	55.3	43.6	44.7	38.1	33.0	14.9
H <sup>2</sup> EM (Ours)		52.4	54.1	41.3	24.2	70.4	74.5	59.8	46.6	45.0	40.4	33.9	16.0
Open-World Setting													
CLIP [48]	[ICML'21]	30.1	14.3	12.8	3.0	15.7	20.6	11.2	2.2	7.5	4.6	4.0	0.3
CoOp [62]	[IJCV'22]	34.6	9.3	12.3	2.8	52.1	31.5	28.9	13.2	21.0	4.6	5.5	0.7
Co-CGE [37]	[TPAMI'22]	38.1	20.0	17.7	5.6	59.9	56.2	45.3	28.4	33.2	3.9	5.3	0.9
ProDA [35]	[CVPR'22]	37.5	18.3	17.3	5.1	63.9	34.6	34.3	18.4	-	-	-	-
CSP [41]	[ICLR'23]	46.3	15.7	17.4	5.7	64.1	44.1	38.9	22.7	28.7	5.2	6.9	1.2
DFSP(i2t) [33]	[CVPR'23]	47.4	52.4	37.2	20.7	64.2	66.4	45.1	32.1	35.6	29.3	24.3	8.7
DFSP(BiF) [33]	[CVPR'23]	47.1	18.1	19.2	6.7	63.5	57.2	42.7	27.6	36.4	7.6	10.6	2.4
DFSP(t2i) [33]	[CVPR'23]	47.5	18.5	19.3	6.8	66.8	60.0	44.0	30.3	38.3	7.2	10.4	2.4
GIPCOL [56]	[WACV'24]	48.5	16.0	17.9	6.3	65.0	45.0	40.1	23.5	31.6	5.5	7.3	1.3
CDS-CZSL [28]	[CVPR'24]	49.4	21.8	22.1	8.5	64.7	61.3	48.2	32.3	37.6	8.2	11.6	2.7
CAILA* [28]	[WACV'24]	51.4	20.1	20.9	8.0	65.1	59.6	44.8	29.9	43.8	11.4	7.9	3.3
Troika [18]	[CVPR'24]	48.8	18.7	20.1	7.2	66.4	61.2	47.8	33.0	40.8	7.9	10.9	2.7
PLID [3]	[ECCV'24]	49.1	18.7	20.0	7.3	67.6	55.5	46.6	30.8	39.1	7.5	10.6	2.5
LogICZSL [55]	[CVPR'25]	50.7	21.4	22.4	8.7	69.6	63.7	50.8	36.2	43.7	9.3	12.6	3.4
PLO [26]	[MM'25]	49.7	19.4	21.4	7.8	68.0	63.5	47.8	33.1	43.9	10.4	13.9	3.9
H <sup>2</sup> EM (Ours)		52.4	22.2	23.3	9.4	70.4	62.3	54.5	38.8	45.1	10.8	15.2	4.4

## 4. Experiments

### 4.1. Experiment Settings

**Datasets.** We conducted experiments on three benchmarks: 1) **MIT-States** [19] contains 53k images (115 states, 245 objects). For closed-world, the search space consists of 1,262 seen compositions and 300/400 unseen compositions for validation/testing. 2) **UT-Zappos** [40] comprises 50k shoe images, covering 16 states and 12 objects. Following [46], closed-world setting adopts 83 seen and 15/18 unseen validation/testing compositions. 3) **CGQA** [59] includes 39k images (453 states, 870 objects), with 5,592 seen for training and 1,040/923 unseen compositions for validation/testing. In the open-world settings, these datasets contain 28,175, 192, and 278,362 compositions, respectively.

**Metrics.** Following the established CZSL evaluation protocol [36], we reported four metrics: 1) **Seen** evaluates

Table 2. Comparison (§4.2) with typical hyperbolic methods.

Method		MIT-States			
		Seen↑	Unseen↑	HM↑	AUC↑
MERU [8]	[ICML'23]	50.4	53.6	40.0	23.0
HyCoCLIP [44]	[ICLR'25]	51.1	53.4	40.3	23.3
<b>H<sup>2</sup>EM (Ours)</b>		<b>52.4</b>	<b>54.1</b>	<b>41.3</b>	<b>24.2</b>

the accuracy of seen compositions. 2) **Unseen** measures the accuracy exclusively for unseen compositions. 3) **Harmonic Mean (HM)** demotes the harmonic mean of the seen and unseen accuracy, serving as a comprehensive metric. 4) **Area Under the Curve (AUC)** is computed by integrating the area beneath the seen-unseen accuracy curve, which is a valuable indicator of a model's performance across a wide range of operating points from  $-\infty$  to  $+\infty$ .

**Implementation Details.** Due to space constraints, details are provided in the Appendix (§A).

Table 3. Analysis of key components (§4.4) on MIT-States [19] and C-GQA [40] within *Closed-World*. Troika [18] is the baseline model.

Euc⇒Hyper (§3.2.2)	$\mathcal{L}_{TE}$ (Eq. 10)	$\mathcal{L}_{DA}$ (Eq. 11)	MIT-States				C-GQA			
			Seen↑	Unseen↑	HM↑	AUC↑	Seen↑	Unseen↑	HM↑	AUC↑
×	×	×	49.0	53.0	39.3	22.1	41.0	35.7	29.4	12.4
✓	×	×	52.2	53.2	40.4	23.6	44.3	37.8	32.9	14.7
✓	✓	×	52.1	53.8	41.2	24.0	44.7	37.7	32.8	14.8
✓	×	✓	52.3	53.9	40.8	24.1	43.9	38.9	33.2	15.1
✓	✓	✓	<b>52.4</b>	<b>54.1</b>	<b>41.3</b>	<b>24.2</b>	<b>45.0</b>	<b>40.4</b>	<b>33.9</b>	<b>16.0</b>

Table 4. Ablation study (§4.4) of the HCA module (§3.2.2) on MIT-States [19] under closed-world and open world settings.

Method	Setting	MIT-States			
		Seen↑	Unseen↑	HM↑	AUC↑
<b>Ours</b>	Closed-World	<b>52.4</b>	<b>54.1</b>	<b>41.3</b>	<b>24.2</b>
w/o HCA		49.8	52.3	39.3	22.3
<b>Ours</b>	Open-World	<b>52.4</b>	<b>22.2</b>	<b>23.3</b>	<b>9.4</b>
w/o HCA		49.9	20.0	21.7	8.1

## 4.2. Comparison with the State-of-the-Arts

For a fair comparison, we evaluated H<sup>2</sup>EM against state-of-the-art CLIP-based methods with the same ViT-L/14 backbone [48] in both closed-world and open-world settings.

**Quantitative Analysis.** The results are shown in Table 1. In the *closed-world setting*, H<sup>2</sup>EM consistently establishes new state-of-the-art results, surpassing the leading competitor LOGICZSL [55] across all datasets. Concretely, for the comprehensive metric HM, H<sup>2</sup>EM obtains **41.3%**, **59.8%**, and **33.9%** on MIT-States, UT-Zappos, and CGQA, separately. In the *open-world setting*, H<sup>2</sup>EM continues to demonstrate its superiority in this more difficult setting. It achieves the highest HM on MIT-States (**23.3%**) and the highest AUC on UT-Zappos (**54.5%**). Notably, for the most challenging CGQA dataset, our H<sup>2</sup>EM achieves the best performance across all metrics. Compared with LOGICZSL, our H<sup>2</sup>EM obtains significant gains, with improvements of **+1.4%** on seen compositions, **+1.5%** on unseen compositions, **+2.6%** on HM, and **+1.0%** on AUC. These consistency improvements demonstrate the effectiveness and robustness of our H<sup>2</sup>EM and its advanced hierarchical hyperbolic embeddings for compositional visual reasoning.

## 4.3. Comparison with Hyperbolic Methods

To demonstrate the effectiveness of our hyperbolic embeddings, we provided a quantitative comparison against two widely used hyperbolic methods, 1) **MERU** [8] designs entailment loss to enforce inter-modality hierarchy, constraining the image embedding to geometrically entail its corresponding text embedding (*i.e.*, image  $\subset$  text), and 2) **HyCoCLIP** [44] further enhances this concept by proposing Hierarchical Compositional Entailment (hCE) loss. This objective enforces both inter-modality entailment with multiple object boxes, each with its own textual concept, and intra-modality entailment by constraining each box to be

geometrically contained within its corresponding image.

**Quantitative Analysis.** As shown in Table 2, our H<sup>2</sup>EM (41.3% HM) significantly outperforms MERU and HyCoCLIP. These prior methods are ill-suited for CZSL: MERU’s inter-modality entailment is redundant, as we observed that this constraint can be enforced with classification loss, while HyCoCLIP’s box-based hierarchy fails due to the spatial overlap of co-located primitives. H<sup>2</sup>EM avoids these pitfalls with a dual-hierarchy that 1) uses a semantic hierarchy to preserve relative semantic positions during mapping, and 2) enforces a conceptual hierarchy on disentangled primitive features rather than on overlapped boxes.

## 4.4. Ablation Study

**Key Component Analysis.** Contributions of hyperbolic embedding, taxonomic entailment loss ( $\mathcal{L}_{TE}$ ), and discriminative alignment loss ( $\mathcal{L}_{DA}$ ) were evaluated, as summarized in Table 3. The first row refers to the baseline model (*i.e.*, Troika [18] with both three-path paradigm and cross-modal refinement) implemented in Euclidean space. Three crucial conclusions can be drawn. **First**, by simply projecting features into a hyperbolic embedding space, significant and consistent improvements are observed, with **+1.1%** to **+3.6%** gains on the HM. This demonstrates that the inherent geometric properties of hyperbolic space are better suited for CZSL. **Second**, with the guidance of the taxonomic entailment loss, the model is constrained by the pre-defined hierarchy, resulting in further performance gains (*e.g.*, **+0.8%** HM on MIT-States). **Third**, benefiting from the discriminative alignment loss, the model is compelled to distinguish between semantically similar compositions. This yields notable improvements, particularly on the seen metric for CGQA (**+1.1%** compared to the base hyperbolic model). Combining all components allows for the best overall performance across all evaluation metrics, confirming their contributions to our H<sup>2</sup>EM.

**Hyperbolic Cross-Modal Attention.** We evaluated the effectiveness of our Hyperbolic Cross-Modal Attention (HCA) module (§3.2.2) in Table 4. In the *closed-world setting*, incorporating HCA yields significant improvements across all metrics, boosting the HM by **+2.0%** (from 39.3% to 41.3%) and the AUC by **+1.9%**. This confirms that adaptively refining the static text embeddings with instance-specific visual context is crucial for accurate alignment.

Table 5. Ablation study (§4.4) on the coefficients  $\beta_1$  and  $\beta_2$  in training objective Eq. 13.

Coefficient $\beta_1$	MIT-States			
	Seen $\uparrow$	Unseen $\uparrow$	HM $\uparrow$	AUC $\uparrow$
$\beta_1 = 0.1$	45.1	51.0	36.6	19.4
$\beta_1 = 0.5$	51.3	53.5	40.1	23.4
$\beta_1 = 1.0$	52.4	<b>54.1</b>	<b>41.3</b>	<b>24.2</b>
$\beta_1 = 1.5$	<b>52.5</b>	53.6	40.8	23.9
$\beta_1 = 2.0$	52.0	53.9	40.6	23.8

(a) Discriminative Alignment Loss Coefficient  $\beta_1$

Coefficient $\beta_2$	MIT-States			
	Seen $\uparrow$	Unseen $\uparrow$	HM $\uparrow$	AUC $\uparrow$
$\beta_2 = 0.01$	52.3	54.1	40.9	24.1
$\beta_2 = 0.05$	<b>52.6</b>	54.0	41.1	24.2
$\beta_2 = 0.1$	52.4	<b>54.1</b>	<b>41.3</b>	<b>24.2</b>
$\beta_2 = 0.5$	51.5	52.3	39.4	22.2
$\beta_2 = 1.0$	48.2	51.2	37.0	20.5

(b) Taxonomic Entailment Loss Coefficient  $\beta_2$

As for the *open-world setting*, HCA still brings consistent improvements across all metrics. It enhances the HM by +1.6% and the AUC by +1.3%. Although the performance gains are slightly less pronounced than in the closed-world scenario, this demonstrates that instance-specific refinement is still beneficial for distinguishing correct compositions from the vast search space in the open world.

**Discriminative Alignment Loss Coefficient  $\beta_1$ .** We investigated the impact of the coefficient  $\beta_1$ , which controls the weight of discriminative alignment loss (Eq. 11). As shown in Table 5a, the model’s performance peaks at  $\beta_1 = 1.0$ , achieving the best HM of 41.3% and AUC of 24.2%. Decreasing this weight significantly degrades performance, as the model lacks a strong discriminative signal. A weight greater than 1.0 also leads to a slight decline, likely by overpowering the other regularizing terms. Therefore, we set  $\beta_1 = 1.0$  in our final model.

**Taxonomic Entailment Loss Coefficient  $\beta_2$ .** We analyzed the sensitivity of taxonomic entailment loss (Eq. 9). This loss acts as a geometric regularizer, infusing the predefined hierarchy into the embedding space. Table 5b shows that a small coefficient is optimal, with the best result achieved at  $\beta_2 = 0.1$ . While a smaller weight is still beneficial, a large weight (e.g.,  $\beta_2 \geq 0.5$ ) causes a sharp drop in performance. This indicates that while the hierarchical constraint is crucial, an overly strong geometric prior can over-constrain the model and impede the primary classification objectives. Thus, we set  $\beta_2 = 0.1$  to get a trade-off between geometric structure and discriminative learning.

**Highlight.** Due to the limited spaces, more experimental results, including the ablation study (§B.1) of the hard negative weight, primitive auxiliary loss coefficient, backbone study with  $N$ -times running, and computational complexity (§B.2), are left in the Appendix.

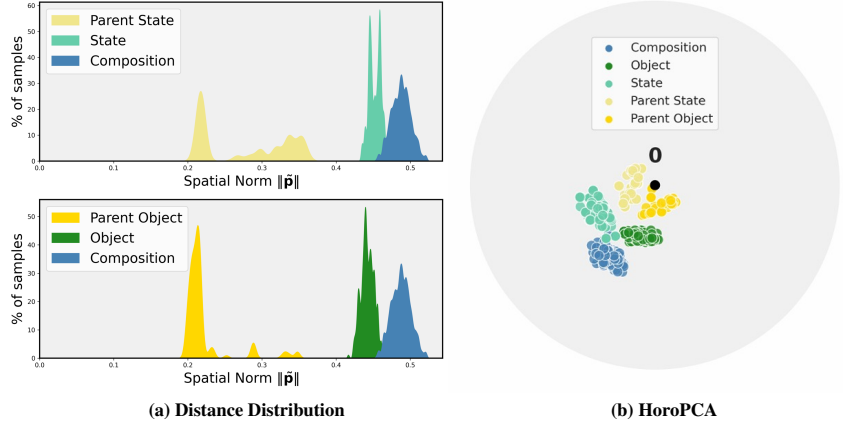


Figure 4. Visualization results (§4.5) of the text embeddings in learned hyperbolic space leveraging randomly sampled samples from MIT-States [19].

## 4.5. Qualitative Analysis

**Visualization of Hyperbolic Space.** In Figure 4, we visualized the learned hyperbolic space for text embeddings using samples from MIT-States. We analyzed the norm distribution [8] of 2K samples and utilized 200 samples for the HoroPCA [5] visualization. Two key observations can be made. First, the norm distributions in Figure 4a reveal a distinct ordering: parent concepts are positioned closest to the origin, followed by primitives, with compositions being the most peripheral. Second, the HoroPCA visualization in Figure 4b qualitatively confirms this, showing that the embeddings form distinct, concentric clusters corresponding to their level in the hierarchy. This clear hierarchical organization can be attributed to our taxonomic entailment loss (Eq. 9), which geometrically constrains the representations to adhere to the predefined parent-child relationships. Overall, these visualizations provide strong evidence that  $H^2EM$  effectively embeds the symbolic taxonomy into the geometry of the hyperbolic space. A similar analysis for the visual modality is provided in the Appendix (§E.1).

## 5. Conclusion

In this work, we tackled the inadequacy of Euclidean-based models to represent the rich semantic hierarchy and conceptual hierarchy in compositional concepts. We proposed  $H^2EM$  to learn hierarchical embeddings within hyperbolic space, a geometry naturally suited for CZSL’s large tree-like taxonomy. Our  $H^2EM$  prevents hierarchical collapse and poor fine-grained discrimination by employing two tailored objectives: a taxonomic entailment loss to instill the symbolic hierarchy geometrically, and a discriminative alignment loss with hard negative mining to separate similar compositions. Besides, we devised hyperbolic cross-modal attention module to enable geometrically-aware and



instance-aware embedding refinement. Extensive experiments demonstrate the effectiveness of  $H^2EM$  in both closed- and open-world scenarios. Future work can extend this hyperbolic framework to other compositional tasks or explore methods for automatic taxonomy discovery.

## References

- [1] Muhammad Umer Anwaar, Zhihui Pan, and Martin Kleins-teuber. On leveraging variational graph embeddings for open world compositional zero-shot learning. In *ACM MM*, pages 4645–4654, 2022. 3
- [2] Mina Ghadimi Atigh, Julian Schoep, Erman Acar, Nanne Van Noord, and Pascal Mettes. Hyperbolic image segmentation. In *Proceedings of the IEEE/CVF conference on computer vision and pattern recognition*, pages 4453–4462, 2022. 3
- [3] Wentao Bao, Lichang Chen, Heng Huang, and Yu Kong. Prompting language-informed distribution for compositional zero-shot learning. *arXiv preprint arXiv:2305.14428*, 2023. 6
- [4] James W Cannon, William J Floyd, Richard Kenyon, Walter R Parry, et al. Hyperbolic geometry. *Flavors of geometry*, 31(59-115):2, 1997. 2, 3, 13
- [5] Ines Chami, Albert Gu, Dat P Nguyen, and Christopher Ré. Horopca: Hyperbolic dimensionality reduction via horospherical projections. In *Proc. ACM Int. Conf. Mach. Learn.*, pages 1419–1429. PMLR, 2021. 8, 14
- [6] Weize Chen, Xu Han, Yankai Lin, Hexu Zhao, Zhiyuan Liu, Peng Li, Maosong Sun, and Jie Zhou. Fully hyperbolic neural networks. *arXiv preprint arXiv:2105.14686*, 2021. 3
- [7] Gheorghe Comanici, Eric Bieber, Mike Schaekermann, Ice Pasupat, Naveen Sachdeva, Inderjit Dhillon, Marcel Blis-tein, Ori Ram, Dan Zhang, Evan Rosen, et al. Gemini 2.5: Pushing the frontier with advanced reasoning, multimodality, long context, and next generation agentic capabilities. *arXiv preprint arXiv:2507.06261*, 2025. 12
- [8] Karan Desai, Maximilian Nickel, Tanmay Rajpurohit, Justin Johnson, and Shanmukha Ramakrishna Vedantam. Hyperbolic image-text representations. In *Proc. ACM Int. Conf. Mach. Learn.*, pages 7694–7731, 2023. 2, 3, 5, 6, 7, 8, 13, 14
- [9] Bhuwan Dhingra, Christopher J Shallue, Mohammad Norouzi, Andrew M Dai, and George E Dahl. Embedding text in hyperbolic spaces. *NAACL*, 2018. 3
- [10] Alessandro Flaborea, Guido Maria D’Amely di Melen-dugno, Stefano D’Arrigo, Marco Aurelio Sterpa, Alessio Sampieri, and Fabio Galasso. Contracting skeletal kinematics for human-related video anomaly detection. *Pattern Recognition*, 156:110817, 2024. 3
- [11] Luca Franco, Paolo Mandica, Bharti Munjal, and Fabio Galasso. Hyperbolic self-paced learning for self-supervised skeleton-based action representations. *arXiv preprint arXiv:2303.06242*, 2023. 3
- [12] Octavian Ganea, Gary Bécigneul, and Thomas Hofmann. Hyperbolic neural networks. *Proc. Advances Neural Inf. Process. Syst*, 31, 2018. 3, 5, 13
- [13] Octavian Ganea, Gary Bécigneul, and Thomas Hofmann. Hyperbolic entailment cones for learning hierarchical embeddings. In *Proc. ACM Int. Conf. Mach. Learn.*, pages 1646–1655. PMLR, 2018. 5
- [14] Shaozhe Hao, Kai Han, and Kwan-Yee K Wong. Learning attention as disentangler for compositional zero-shot learning. In *Proc. IEEE Conf. Comput. Vis. Pattern Recog.*, pages 15315–15324, 2023. 3
- [15] Neil He, Hiren Madhu, Ngoc Bui, Menglin Yang, and Rex Ying. Hyperbolic deep learning for foundation models: A survey. pages 6021–6031, 2025. 2
- [16] Neil He, Menglin Yang, and Rex Ying. Lorentzian residual neural networks. In *Proceedings of the 31st ACM SIGKDD Conference on Knowledge Discovery and Data Mining V. 1*, pages 436–447, 2025. 3
- [17] Xiaoming Hu and Zilei Wang. Leveraging sub-class discrimination for compositional zero-shot learning. In *AAAI Conference on Artificial Intelligence*, pages 890–898, 2023. 3
- [18] Siteng Huang, Biao Gong, Yutong Feng, Min Zhang, Yil-iang Lv, and Donglin Wang. Troika: Multi-path cross-modal traction for compositional zero-shot learning. In *Proc. IEEE Conf. Comput. Vis. Pattern Recog.*, pages 24005–24014, 2024. 2, 3, 4, 5, 6, 7, 12, 13, 15
- [19] Phillip Isola, Joseph J Lim, and Edward H Adelson. Discovering states and transformations in image collections. In *Proc. IEEE Conf. Comput. Vis. Pattern Recog.*, pages 1383–1391, 2015. 2, 6, 7, 8, 13, 15
- [20] Chenyi Jiang and Haofeng Zhang. Revealing the proximate long-tail distribution in compositional zero-shot learning. In *AAAI Conference on Artificial Intelligence*, pages 2498–2506, 2024. 3
- [21] Li Jun, Wang Jinpeng, Tan Chaolei, Lian Niu, Chen Long, Zhang Min, Wang Yaowei, Xia Shu-Tao, and Chen Bin. Hlformer: Enhancing partially relevant video retrieval with hyperbolic learning. In *Proc. IEEE Int. Conf. Comput. Vis.*, 2025. 2, 3
- [22] Shyamgopal Karthik, Massimiliano Mancini, and Zeynep Akata. Kg-sp: Knowledge guided simple primitives for open world compositional zero-shot learning. In *Proc. IEEE Conf. Comput. Vis. Pattern Recog.*, pages 9336–9345, 2022. 3
- [23] Muhammad Gul Zain Ali Khan, Muhammad Ferjad Naeem, Luc Van Gool, Alain Pagani, Didier Stricker, and Muhammad Zeshan Afzal. Learning attention propagation for compositional zero-shot learning. In *WACV*, pages 3828–3837, 2023. 3
- [24] Valentin Khruikov, Leyla Mirvakhabova, Evgeniya Ustinova, Ivan Oseledets, and Victor Lempitsky. Hyperbolic image embeddings. In *Proc. IEEE Conf. Comput. Vis. Pattern Recog.*, pages 6418–6428, 2020. 3
- [25] Keegan Lensink, Bas Peters, and Eldad Haber. Fully hyperbolic convolutional neural networks. *Research in the Mathematical Sciences*, 9(4):60, 2022. 3
- [26] Lin Li, Guikun Chen, Zhen Wang, Jun Xiao, and Long Chen. Compositional zero-shot learning via progressive language-based observations. In *ACM MM*, 2025. 6
- [27] Xiangyu Li, Xu Yang, Kun Wei, Cheng Deng, and Muli Yang. Siamese contrastive embedding network for composi-

- tional zero-shot learning. In *Proc. IEEE Conf. Comput. Vis. Pattern Recog.*, pages 9326–9335, 2022. 3
- [28] Yun Li, Zhe Liu, Hang Chen, and Lina Yao. Context-based and diversity-driven specificity in compositional zero-shot learning. In *Proc. IEEE Conf. Comput. Vis. Pattern Recog.*, pages 17037–17046, 2024. 6
- [29] Yong-Lu Li, Yue Xu, Xiaohan Mao, and Cewu Lu. Symmetry and group in attribute-object compositions. In *Proc. IEEE Conf. Comput. Vis. Pattern Recog.*, pages 11316–11325, 2020. 3
- [30] Qi Liu, Maximilian Nickel, and Douwe Kiela. Hyperbolic graph neural networks. *Advances in neural information processing systems*, 32, 2019. 3
- [31] Teng Long, Pascal Mettes, Heng Tao Shen, and Cees GM Snoek. Searching for actions on the hyperbole. In *Proceedings of the IEEE/CVF conference on computer vision and pattern recognition*, pages 1141–1150, 2020. 3
- [32] Ilya Loshchilov and Frank Hutter. Decoupled weight decay regularization. In *Proc. Int. Conf. Learn. Representations*, 2017. 12
- [33] Xiaocheng Lu, Song Guo, Ziming Liu, and Jingcai Guo. Decomposed soft prompt guided fusion enhancing for compositional zero-shot learning. In *Proc. IEEE Conf. Comput. Vis. Pattern Recog.*, pages 23560–23569, 2023. 1, 2, 3, 4, 6, 12, 13
- [34] Xiaocheng Lu, Ziming Liu, Song Guo, Jingcai Guo, Fushuo Huo, Sikai Bai, and Tao Han. Drpt: Disentangled and recurrent prompt tuning for compositional zero-shot learning. *arXiv preprint arXiv:2305.01239*, 2023. 3
- [35] Yuning Lu, Jianzhuang Liu, Yonggang Zhang, Yajing Liu, and Xinmei Tian. Prompt distribution learning. In *CVPR*, pages 5206–5215, 2022. 6
- [36] Massimiliano Mancini, Muhammad Ferjad Naeem, Yongqin Xian, and Zeynep Akata. Open world compositional zero-shot learning. In *Proc. IEEE Conf. Comput. Vis. Pattern Recog.*, pages 5222–5230, 2021. 1, 6
- [37] Massimiliano Mancini, Muhammad Ferjad Naeem, Yongqin Xian, and Zeynep Akata. Learning graph embeddings for open world compositional zero-shot learning. *IEEE Trans. Pattern Anal. Mach. Intell.*, 46(3):1545–1560, 2022. 1, 3, 6
- [38] Ishan Misra, Abhinav Gupta, and Martial Hebert. From red wine to red tomato: Composition with context. In *Proc. IEEE Conf. Comput. Vis. Pattern Recog.*, pages 1792–1801, 2017. 3
- [39] Kevin P Murphy. *Machine learning: a probabilistic perspective*. MIT press, 2012. 2
- [40] Muhammad Ferjad Naeem, Yongqin Xian, Federico Tombari, and Zeynep Akata. Learning graph embeddings for compositional zero-shot learning. In *Proc. IEEE Conf. Comput. Vis. Pattern Recog.*, pages 953–962, 2021. 2, 3, 6, 7, 15
- [41] Nihal V Nayak, Peilin Yu, and Stephen Bach. Learning to compose soft prompts for compositional zero-shot learning. In *Proc. Int. Conf. Learn. Representations*, 2023. 1, 3, 4, 6, 12
- [42] Maximilian Nickel and Douwe Kiela. Learning continuous hierarchies in the lorentz model of hyperbolic geometry. In *Proc. ACM Int. Conf. Mach. Learn.*, pages 3779–3788. PMLR, 2018. 4, 13
- [43] Aaron van den Oord, Yazhe Li, and Oriol Vinyals. Representation learning with contrastive predictive coding. *arXiv preprint arXiv:1807.03748*, 2018. 5
- [44] Avik Pal, Max van Spengler, Guido Maria D’Amely di Melendugno, Alessandro Flaborea, Fabio Galasso, and Pascal Mettes. Compositional entailment learning for hyperbolic vision-language models. In *Proc. Int. Conf. Learn. Representations*, 2025. 2, 3, 5, 6, 7
- [45] Adam Paszke, Sam Gross, Francisco Massa, Adam Lerer, James Bradbury, Gregory Chanan, Trevor Killeen, Zeming Lin, Natalia Gimelshein, Luca Antiga, Alban Desmaison, Andreas Kopf, Edward Yang, Zachary DeVito, Martin Raison, Alykhan Tejani, Sasank Chilamkurthy, Benoit Steiner, Lu Fang, Junjie Bai, and Soumith Chintala. Pytorch: An imperative style, high-performance deep learning library. In *Proc. Advances Neural Inf. Process. Syst.*, 2019. 12
- [46] Senthil Purushwalkam, Maximilian Nickel, Abhinav Gupta, and Marc’Aurelio Ranzato. Task-driven modular networks for zero-shot compositional learning. In *Proc. IEEE Int. Conf. Comput. Vis.*, pages 3593–3602, 2019. 3, 6
- [47] Hongyu Qu, Jianan Wei, Xiangbo Shu, and Wenguan Wang. Learning clustering-based prototypes for compositional zero-shot learning. In *Proc. Int. Conf. Learn. Representations*, 2025. 4, 5
- [48] Alec Radford, Jong Wook Kim, Chris Hallacy, Aditya Ramesh, Gabriel Goh, Sandhini Agarwal, Girish Sastry, Amanda Askell, Pamela Mishkin, Jack Clark, et al. Learning transferable visual models from natural language supervision. In *ICML*, pages 8748–8763, 2021. 1, 3, 4, 6, 7, 12
- [49] Ryohei Shimizu, Yusuke Mukuta, and Tatsuya Harada. Hyperbolic neural networks++. *ICLR*, 2021. 3
- [50] Gemini Team, Petko Georgiev, Ving Ian Lei, Ryan Burnell, Libin Bai, Anmol Gulati, Garrett Tanzer, Damien Vincent, Zhufeng Pan, Shibo Wang, et al. Gemini 1.5: Unlocking multimodal understanding across millions of tokens of context. *arXiv preprint arXiv:2403.05530*, 2024. 3
- [51] Alexandru Tifrea, Gary Bécigneul, and Octavian-Eugen Ganea. Poincaré glove: Hyperbolic word embeddings. *ICLR*, 2016. 3
- [52] Max Van Spengler, Erwin Berkhout, and Pascal Mettes. Poincare resnet. In *Proceedings of the IEEE/CVF International Conference on Computer Vision*, pages 5419–5428, 2023. 3
- [53] Henan Wang, Muli Yang, Kun Wei, and Cheng Deng. Hierarchical prompt learning for compositional zero-shot recognition. In *International Joint Conferences on Artificial Intelligence*, page 3, 2023. 2
- [54] Ziwei Wang, Sameera Ramasinghe, Chenchen Xu, Julien Monteil, Loris Bazzani, and Thalaiyasingam Ajanthan. Learning visual hierarchies in hyperbolic space for image retrieval. In *Proc. IEEE Int. Conf. Comput. Vis.*, pages 9924–9934, 2025. 3
- [55] Peng Wu, Xiankai Lu, Hao Hu, Yongqin Xian, Jianbing Shen, and Wenguan Wang. Logiczsl: Exploring logic-induced representation for compositional zero-shot learning.

- In *Proc. IEEE Conf. Comput. Vis. Pattern Recog.*, pages 30301–30311, 2025. [2](#), [4](#), [5](#), [6](#), [7](#), [12](#)
- [56] Guangyue Xu, Joyce Chai, and Parisa Kordjamshidi. Gipcol: Graph-injected soft prompting for compositional zero-shot learning. In *WACV*, pages 5774–5783, 2024. [6](#)
  - [57] Menglin Yang, Harshit Verma, Delvin Ce Zhang, Jiahong Liu, Irwin King, and Rex Ying. Hypformer: Exploring efficient hyperbolic transformer fully in hyperbolic space. *arXiv preprint arXiv:2407.01290*, 2024. [5](#), [12](#)
  - [58] Gefan Ye, Lin Li, Kexin Li, Jun Xiao, et al. Zero-shot compositional action recognition with neural logic constraints. In *ACM MM*, 2025. [2](#)
  - [59] Aron Yu and Kristen Grauman. Fine-grained visual comparisons with local learning. In *Proc. IEEE Conf. Comput. Vis. Pattern Recog.*, pages 192–199, 2014. [2](#), [6](#), [13](#), [15](#)
  - [60] Tian Zhang, Kongming Liang, Ruoyi Du, Xian Sun, Zhanyu Ma, and Jun Guo. Learning invariant visual representations for compositional zero-shot learning. In *Proc. Eur. Conf. Comput. Vis.*, pages 339–355, 2022. [3](#)
  - [61] Zhaoheng Zheng, Haidong Zhu, and Ram Nevatia. Caila: Concept-aware intra-layer adapters for compositional zero-shot learning. In *WACV*, pages 1721–1731, 2024. [3](#)
  - [62] Kaiyang Zhou, Jingkang Yang, Chen Change Loy, and Ziwei Liu. Learning to prompt for vision-language models. *IJCV*, 130(9):2337–2348, 2022. [6](#)

## Appendix

This appendix is organized as follows:

- §A elaborates the implementation details of  $H^2EM$ .
- §B displays more experimental results.
- §D shows the prompt for semantic hierarchy construction.
- §C discusses the geometry for hierarchical structures.
- §E offers more qualitative results.
- §F considers the limitations.
- §G discusses the potential negative societal impacts.

## A. Implementation Details

### A.1. Architecture

For the CLIP model, we utilized the official OpenAI checkpoints, opting for the Vision Transformer with a base configuration of ViT-L/14 [48]. All visual and textual features were projected into a 768-dimensional embedding space. For the hyperbolic manifold, we used the Lorentz model (§3.1) with a *learnable curvature*  $\kappa$ , initialized at 1.0. Consistent with [18, 33], the learnable context length  $l$  for the soft prompts was set to 8. For the hyperbolic linear layer and hyperbolic attention mechanism, we employed the same settings as [57]. The state and object disentanglers ( $\mathcal{D}_s, \mathcal{D}_o$ , Eq. 3) were implemented as 2-layer MLPs with a RELU activation function, a standard choice established in [18, 55]. For fair comparisons, our HCA module (Eq. 6) adopted a 12-head attention mechanism, following [18]. For the semantic hierarchy construction, the Gemini-2.5Pro [7] model was employed as the LLM with the prompts in §D.

### A.2. Training and Inference Details

Our models were trained and evaluated on the NVIDIA H20 GPU using the PyTorch [45] framework. Following the same configuration as [33], we used the Adam optimizer [32] for all datasets, with a learning rate of  $1e-4$  and a batch size of 64 as default. For all the contrastive loss functions, the temperature  $\tau$  was set to the same value as pre-trained CLIP’s logits scale. The hard negative weight  $w$  in discriminative alignment loss (Eq. 11) was set to 3.0. Based on our ablation studies, the final loss coefficients (Eq. 13) were set to  $\beta_1 = 1.0$ ,  $\beta_2 = 0.1$ , and  $\beta_3 = 0.5$ . In the open-world evaluation, we adhered to the post-training calibration method [41] to filter out compositions deemed infeasible.

## B. More Experimental Results

### B.1. Ablation Study

**Hard Negative Weight  $w$ .** We analyzed the impact of the hard negative weight  $w$  in discriminative alignment loss (Eq. 11), with results in Table 6. A setting of  $w = 1.0$

Table 6. Ablation study (§B.1) of the weight  $w$  of hard negative samples (Eq. 11) on MIT-States.

$w$	MIT-States			
	Seen $\uparrow$	Unseen $\uparrow$	HM $\uparrow$	AUC $\uparrow$
$w = 1.0$	52.1	53.8	41.2	24.0
$w = 3.0$	<b>52.4</b>	<b>54.1</b>	<b>41.3</b>	<b>24.2</b>
$w = 5.0$	51.9	54.0	40.9	23.9
$w = 7.0$	51.9	53.7	40.7	23.7
$w = 10.0$	51.7	53.6	40.5	23.6

Table 7. Ablation study (§B.1) of the primitive auxiliary loss coefficient  $\beta_3$  (Eq. 13) on MIT-States.

$\beta_3$	MIT-States			
	Seen $\uparrow$	Unseen $\uparrow$	HM $\uparrow$	AUC $\uparrow$
$\beta_3 = 0.1$	51.9	53.6	40.5	23.6
$\beta_3 = 0.3$	52.1	54.0	41.0	24.0
$\beta_3 = 0.5$	<b>52.4</b>	<b>54.1</b>	<b>41.3</b>	<b>24.2</b>
$\beta_3 = 0.7$	52.4	53.9	40.8	24.0
$\beta_3 = 1.0$	52.2	53.6	40.7	23.8

denotes a standard contrastive loss without weighting. Increasing the weight to  $w = 3.0$  achieves the optimal performance, improving the HM from 41.2% to 41.3% and the AUC from 24.0% to 24.2%. This demonstrates that applying a moderate extra penalty on semantically similar compositions is beneficial, compelling the model to learn more discriminative features. However, increasing the weight further ( $w \geq 5.0$ ) leads to a decline in performance, indicating that an excessive focus on the hardest negatives can destabilize training and harm overall generalization. Therefore, we set  $w = 3.0$  in our experiments.

**Primitive Auxiliary Loss Coefficient  $\beta_3$ .** Table 7 shows our analysis of the coefficient  $\beta_3$ , which scales the auxiliary losses on the primitive state and object branches. This objective is important for regularizing the feature disentanglement process. The model’s performance peaks at  $\beta_3 = 0.5$ , achieving the best HM of 41.3% and AUC of 24.2%. A smaller weight provides insufficient regularization for the disentangled features, while a larger weight ( $\beta_3 \geq 0.7$ ) begins to detract from the main compositional learning objective, causing performance to decline. We thus set  $\beta_3 = 0.5$  to best balance the learning of primitive and compositional features.

**Backbone Study.** To evaluate the robustness and generalizability of our approach, we conducted a backbone study on MIT-States, comparing  $H^2EM$  against strong baselines, *i.e.*, DFSP [33] and Troika [18] across three different Vision Transformer (ViT) architectures. The results are reported in Table 8. The analysis shows two clear trends. First, our  $H^2EM$  consistently and significantly outperforms both DFSP and Troika across all tested backbones, from the smaller ViT-B/32 to the larger ViT-L/14. Notably,  $H^2EM$  maintains a stable and significant margin over Troika in HM, with gains ranging from +1.9% on ViT-B/16 to +2.4% on ViT-B/32. Second, as expected, the performance of all



Table 8. Ablation study (§B.1) the different backbone on MIT-States [19] under closed-world settings. We reported the standard error with 5-times experiments.

Method	Backbone	MIT-States			
		Seen↑	Unseen↑	HM↑	AUC↑
DFSP [33]	ViT-B/32	36.7	43.4	29.4	13.2
Troika [18]		39.5	42.8	30.5	13.9
H <sup>2</sup> EM		<b>43.1</b> <sub>±0.4</sub>	<b>45.4</b> <sub>±0.5</sub>	<b>32.9</b> <sub>±0.3</sub>	<b>16.2</b> <sub>±0.2</sub>
DFSP [33]	ViT-B/16	39.6	46.5	31.5	15.1
Troika [18]		45.3	46.4	33.9	17.2
H <sup>2</sup> EM		<b>46.9</b> <sub>±0.5</sub>	<b>48.3</b> <sub>±0.4</sub>	<b>35.8</b> <sub>±0.2</sub>	<b>18.9</b> <sub>±0.1</sub>
DFSP [33]	ViT-L/14	46.8	52.2	37.4	20.6
Troika [18]		49.0	53.0	39.3	22.1
H <sup>2</sup> EM		<b>52.4</b> <sub>±0.5</sub>	<b>54.1</b> <sub>±0.2</sub>	<b>41.3</b> <sub>±0.4</sub>	<b>24.2</b> <sub>±0.3</sub>

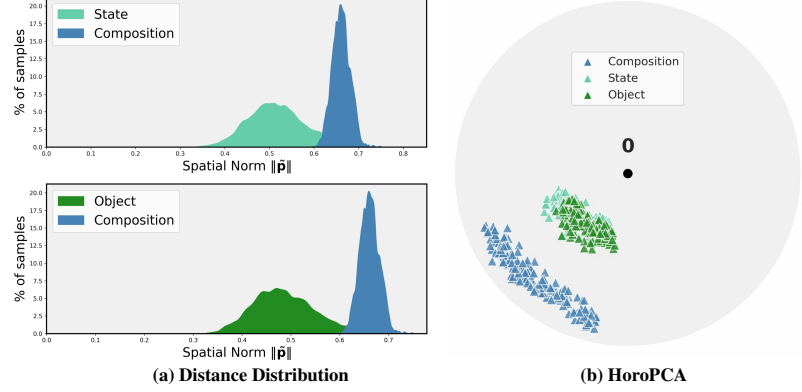


Figure 5. Visualization results (§E) of the visual embeddings in learned hyperbolic space leveraging randomly sampled samples from MIT-States [19].

Table 9. Efficiency comparison (§B.2) on UT-Zappos [59]. We report the number of trainable parameters, training time per epoch, and inference time of the whole test dataset.

Method	# Params↓	Training Time↓	Inference Time↓	UT-Zappos			
				Seen↑	Unseen↑	HM↑	AUC↑
Troika [18]	21.7M	3.3min	22s	66.8	73.8	54.6	41.7
<b>H<sup>2</sup>EM (Ours)</b>	21.8M	3.4min	24s	70.4	74.5	59.8	46.6

methods scales with the capacity of the backbone, with our model effectively leveraging the stronger features from ViT-L/14 to achieve its best results. The consistent superiority of H<sup>2</sup>EM regardless of the feature extractor’s strength demonstrates that our proposed hierarchical hyperbolic embeddings provide a robust improvement to the compositional reasoning.

## B.2. Efficiency Analysis

We conducted an efficiency analysis by comparing our H<sup>2</sup>EM with the baseline Troika [18] in Table 9. Our method demonstrates high efficiency, with a total of 21.8M trainable parameters, *i.e.*, a marginal increase of only 0.1M over Troika. This minor overhead is due to the learnable embeddings for the parent categories and the lightweight parameters of hyperbolic space learning. Consequently, the training and inference times are also negligibly impacted. In stark contrast to this minimal additional cost, our framework yields a substantial performance leap on UT-Zappos, achieving a +5.2% improvement in Harmonic Mean and a +4.9% gain in AUC. This analysis confirms that H<sup>2</sup>EM achieves a significantly better performance-efficiency trade-off, underscoring its practical value.

## C. Geometry for Hierarchy Modeling

This section demonstrates from both theoretical and empirical aspects that hyperbolic geometry is more suitable for modeling hierarchical structures than the flat geometry of Euclidean space.

**Theoretical Evidence.** As mentioned in §1, we argue

that hierarchical structures are exponentially growing in nature, while Euclidean space exhibits only polynomial volume growth [4, 8]. Let  $N(r)$  be the number of nodes at depth  $r$  in a balanced tree with an average branching factor  $b > 1$ . The number of nodes grows exponentially with depth  $N(r) = b^r$ . The total number of nodes (*i.e.*, the “volume”) within a radius  $r$  from the root is the sum of a geometric series, written as:

$$V_{\text{tree}}(r) = \sum_{i=0}^r b^i = \frac{b^{r+1} - 1}{b - 1} \sim \Theta(b^r), \quad (14)$$

where  $\Theta(\cdot)$  denotes the asymptotic tight bound. It means that the volume of a hierarchy is exponential in its depth  $r$ . In contrast, the volume of a  $d$ -dimensional Euclidean ball grows polynomially with its radius  $r$ , formulated as:

$$V_{\mathbb{E}}(r) = \frac{\pi^{d/2}}{\Gamma(\frac{d}{2} + 1)} r^d \sim \Theta(r^d), \quad (15)$$

where  $\Gamma(\cdot)$  is the Gamma function. To embed the tree with low distortion, we require that the space’s volume grows at least as fast as the tree’s volume  $V_{\text{tree}}(r)$ . In Euclidean space, the ratio of these volumes diverges to infinity:

$$\lim_{r \rightarrow \infty} \frac{V_{\text{tree}}(r)}{V_{\mathbb{E}}(r)} = \lim_{r \rightarrow \infty} \frac{\Theta(b^r)}{\Theta(r^d)} = \infty, \text{ (for any } b > 1, d < \infty). \quad (16)$$

This limit formally proves that an exponential structure cannot be embedded into a polynomial-volume space without infinite distortion [12, 42].

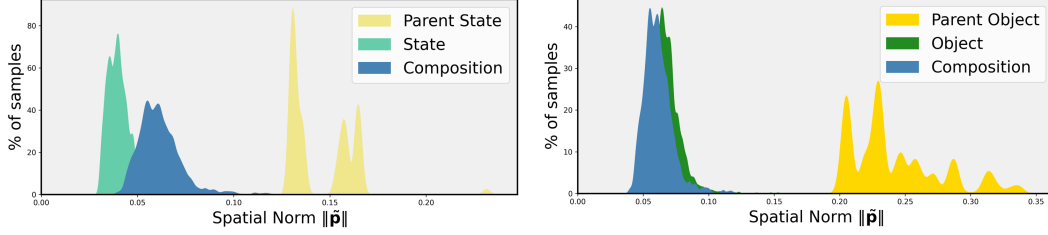


Figure 6. Distribution of embedding distances (§C) from [ROOT] in Euclidean space.

**Empirical Evidence.** We empirically compared the hierarchical fidelity of the hyperbolic space (*cf.* Figure 5) against the Euclidean baseline (*cf.* Figure 6). We used space-specific distance-to-center metrics, as the concept of a “semantic center” differs fundamentally between the two geometries. For *hyperbolic space*, the “center” is the origin  $\mathbf{0}$  of the manifold, and the distance is the “Spatial Norm”  $\|\mathbf{p}\|$ , which is monotonic with the true geodesic distance. For *Euclidean space*, as mentioned in §1, a general concept should be closed to many specific children and neighbors. Therefore, following [8], we empirically estimated this [ROOT] as an embedding vector that has the least distance from all embeddings. The distance to this center is then measured using the scaled distance  $d_{\mathbb{E}}(\mathbf{t}) = 0.5(1 - \langle \mathbf{t}, [\text{ROOT}] \rangle)$ .

As seen, the learned hyperbolic space exhibits a clear and correct  $\mathcal{S}_p < \mathcal{S} < \mathcal{C}$  and  $\mathcal{O}_p < \mathcal{O} < \mathcal{C}$  distance separation, with parent categories closest to the origin ([ROOT] in hyperbolic space), followed by primitives, and compositions furthest out. In contrast, the Euclidean space exhibits a catastrophic hierarchical collapse. Parents are incorrectly positioned further from the [ROOT] than both primitives and compositions. This provides definitive empirical proof that Euclidean geometry fails to preserve hierarchical structure, while our hyperbolic geometry successfully embeds it.

## D. Semantic Hierarchy Construction Prompt

As mentioned in our main methodology (§3), we leverage LLMs to automatically construct the semantic hierarchy for our primitive concepts. Taking the object primitive for example, the prompt designed to guide the LLM for hierarchy construction is shown in Figure 7. The prompt comprises several key components: 1) a *role-playing directive* that instructs the model to act as an expert linguist; 2) a clear *task definition* to group primitives under parent concepts (hypernyms); 3) a set of explicit *rules* governing the output format and properties of the parent concepts; and 4) illustrative *in-context examples* to demonstrate the desired grouping. This similar prompt was also used to generate the hierarchy for state primitives.

**Question:** You are an expert linguist and knowledge graph constructor specializing in semantic hierarchies. Your task is to identify the general parent concept (hypernym) for each term in a given list of objects:  $\{\text{category list}\}$ .

**Rules:**

1. The parent concept must be a single, common English word. Do not use phrases.
2. Similar concepts must be mapped to the same parent for consistency.
3. The KEYS of the output object should be the general parent concepts you identify.
4. The VALUE for each key should be a list of all the child terms from the input that belong to that parent.

**Examples:**

**fruit:** [apple, banana, orange, ...]  
**animal:** [dog, cat, horse, ...]

Figure 7. Semantic hierarchy construction prompt (§D) for object primitive.

## E. More Qualitative Results

### E.1. Visualization of Hyperbolic Space

A key attribute of our framework is its ability to instill a consistent hierarchical geometry among both textual and visual modalities. To validate this for the visual domain, we visualized the learned hyperbolic space for visual embeddings from MIT-States in Figure 5. We used the same samples with text embeddings, *i.e.*, 2K for norm distribution [8] and 200 for HoroPCA [5]. The hierarchical organization of the visual space is first demonstrated quantitatively by the norm distributions in Figure 5a. Here, embeddings for primitives (state and object) are clearly concentrated at a smaller radius from the origin than the more specific composition embeddings. This geometric arrangement is then visually confirmed in the HoroPCA projection (*cf.* Figure 5b), which shows primitive features forming central clusters while compositional features populate the periphery. This multi-modal consistency further validates our approach, confirming that our geometric objectives can structure the hierarchy.

### E.2. Visualization of Top-1 Predictions.

To further validate our framework, Figure 4.5 provides additional qualitative comparisons between  $H^2EM$  and the





















	Success Cases			Failure Cases	
MIT-States					
	GT thin, ring	sliced, fruit	empty, bucket	old, computer	broken, furniture
	Troika engraved, plastic	sliced, apple	empty, toy	new, computer	cluttered, street
UT-Zappos					
	GT Suede, Slippers	Satin, Sandal	Synthetic, Boots.Mid-Calf	Canvas, Shoes.Flats	Sheepskin, Boots.Ankle
	Troika Leather, Slippers	Satin, Shoes.Heels	Leather, Boots.Ankle	Synthetic, Shoes.Loafers	Suede, Boots.Mid-Calf
CGQA					
	GT round, pizza	white, shirt	khaki, shorts	clean, chicken	gold, garland
	Troika wood, table	young, girl	short, pants	white, chicken	decorated, tree
CGQA					
	GT black, umbrella	tall, grass	wood, feeder	brick, counter	red, fence
	Troika rainy, park	short, grass	wood, nightstand	white, wall	orange, net
	H <sup>2</sup> EM thin, ring	Satin, Sandal	Synthetic, Boots.Mid-Calf	ancient, computer	chipped, furniture
	H <sup>2</sup> EM Suede, Slippers	Satin, Sandal	Synthetic, Boots.Mid-Calf	Canvas, Shoes.Loafers	Suede, Boots.Ankle
	H <sup>2</sup> EM round, pizza	white, shirt	khaki, shorts	white, chicken	green, garland
	H <sup>2</sup> EM black, umbrella	tall, grass	wood, feeder	brick, frame	metal, fence

Figure 8. Visualization of Top-1 Predictions (§4.5). We compare H<sup>2</sup>EM with Troika [18] on MIT-States [19], UT-Zappos [59], and CGQA [40]. Correct and wrong predictions are marked in green and red, respectively.

Troika baseline on MIT-States [19], UT-Zappos [59], and CGQA [40] datasets. We visualized top-1 predictions in Figure 8. For **success cases**, our H<sup>2</sup>EM model proves more robust than the Troika baseline, accurately recognizing compositions where the baseline fails. For instance, it correctly identifies round pizza and tall grass, where Troika makes significant errors, including predicting the completely wrong wood table and direct antonym short grass. H<sup>2</sup>EM also correctly focuses on the white shirt composition while the baseline is disturbed by other salient scene elements. As for **failure cases**, H<sup>2</sup>EM’s errors are often semantically plausible al-

ternatives, unlike the baseline’s. A clear example is for the old computer image, where our model predicts the reasonable synonym ancient, while Troika predicts the antonym new. Even when incorrect, its predictions are often more semantically grounded. In several examples, H<sup>2</sup>EM correctly identifies the object garland, fence, and predicts a wrong but still reasonable state, such as wood and green, while Troika misidentifies the object entirely. This suggests our hierarchically structured space ensures that even incorrect predictions are semantically proximal to the ground truth, leading to more logically sound failures.

## F. Limitations

Despite the promising results demonstrated by  $H^2EM$  in CZSL, we acknowledge two principal limitations: 1) **Reliance on External Knowledge**: Our method relies on the predefined semantic hierarchy that is constructed using an LLM to generate hypernyms (parent categories) for primitives. It may be susceptible to the quality and availability of external LLMs. 2) **Limited Scope of Hyperbolic Modeling**: Currently, hyperbolic operations are merely embedding projection and HCA design. A fully hyperbolic network/encoder for primitives and composition modeling would be a future, but significantly more challenging, direction to explore.

## G. Potential Negative Societal Impacts

While our  $H^2EM$  advances compositional zero-shot learning by effectively modeling hierarchical structures in hyperbolic space, it may also have unintended societal impacts. The dependence of  $H^2EM$  on pre-trained vision-language Models and large language models inevitably raises concerns about some incorrect or biased interpretations of compositions. Such misrepresentations and potentially stereotypes could arise when the underlying corpus or the specific prompt engineering is biased or flawed.