

Improving Fairness of Large Language Model–Based ICU Mortality Prediction via Case-Based Prompting

Gangxiong Zhang^{1,4}, Yongchao Long^{1,4}, Yuxi Zhou^{1,2,*}, Yong Zhang^{2,*}, and Shenda Hong^{3,4,*}

¹School of Computer Science and Engineering, Tianjin University of Technology, Tianjin, China

²DCST, BNRist, RIIT, Institute of Internet Industry, Tsinghua University, Beijing, China

³National Institute of Health Data Science, Peking University, Beijing, China

⁴Institute for Artificial Intelligence, Peking University, Beijing, China

*Correspondence: joy_yuxi@pku.edu.cn, hongshenda@pku.edu.cn, zhangyong05@tsinghua.edu.cn

ABSTRACT

Accurately predicting mortality risk in intensive care unit (ICU) patients is critical for clinical decision-making¹. While large language models (LLMs) show significant potential for prediction tasks using structured medical data, their decision-making processes may harbor biases related to demographic attributes such as sex, age, and race². This issue severely hampers the trustworthy deployment of LLMs in clinical settings where fairness is paramount. Existing bias mitigation approaches often compromise model performance, making it challenging to achieve a synergistic optimization of fairness and predictive accuracy.

In this study, we systematically investigate fairness issues in LLM-based ICU mortality prediction and propose a clinically adaptive prompting framework to jointly improve predictive performance and fairness without model retraining. We first construct a multi-dimensional bias assessment system for comprehensive diagnosis of subgroup-level disparities. Building upon this analysis, we introduce CASE Prompting (CAP), a training-free prompting framework that integrates existing debiasing strategies while further guiding the model to learn from similar historical misprediction cases paired with correct outcomes, thereby correcting biased reasoning patterns.

We evaluate the proposed framework on the MIMIC-IV dataset. Experimental results show that CAP improves the area under the receiver operating characteristic curve (AUROC) from 0.806 to 0.873 and the area under the precision–recall curve (AUPRC) from 0.497 to 0.694, while reducing prediction disparities substantially across demographic groups, with reductions exceeding 90% in sex and certain White–Black comparisons. Feature reliance analysis further demonstrates highly consistent attention patterns across demographic groups, with similarity metrics exceeding 0.98.

These results demonstrate that fairness and performance in LLM-based clinical prediction can be co-optimized through carefully designed prompting strategies, highlighting a practical and transferable paradigm for developing reliable and equitable clinical decision-support systems.

KEYWORDS

Large Language Models, ICU, Mortality Prediction, Fairness, Bias Mitigation, Prompt Engineering

1 INTRODUCTION

In high-risk clinical environments, concerns regarding the fairness of artificial intelligence (AI) systems have become a central ethical focus in both academia and industry³. As AI technologies become increasingly integrated into healthcare, their role in supporting decision-making in intensive care units (ICUs) has grown rapidly^{4–6}. Traditional ICU mortality prediction models such as APACHE, SAPS, and SOFA-based machine learning approaches rely on predefined features and fixed model structures. While these models have demonstrated strong predictive performance, they are often limited in their ability to flexibly integrate heterogeneous clinical information. Large language models (LLMs), with their advanced contextual understanding and reasoning capabilities, are emerging as powerful tools for clinical prediction tasks, including ICU mortality prediction. However, clinical decision-making requires not only high predictive accuracy but also stringent standards for fairness and interpretability. Systematic performance disparities caused by non-clinical attributes—such as sex, race, or age—may lead to inequitable allocation of medical resources, exacerbate existing health disparities^{7,8}, and ultimately undermine clinicians' and patients' trust in AI-assisted care.

When Large Language Models (LLMs) are introduced into this high-risk clinical scenario, they face two key challenges. First, detecting demographic bias across patient subgroups. LLMs may inherit structural biases embedded in their training data, resulting in uneven performance for female, older, or minority patients⁹. Conventional fairness metrics primarily measure output-level disparities but fail to capture latent feature bias—that is, the tendency of a model to rely on different clinical features for different demographic groups, thereby weakening model reliability. Second, how to break through the trade-off between performance and fairness, and mitigate model bias while ensuring performance. Existing mitigation strategies often rely on reweighting or loss-based adjustments to improve fairness, yet these approaches frequently degrade overall accuracy—an outcome that is particularly problematic in high-stakes medical settings. Therefore, this study aims to systematically investigate the following three core research questions:

- **Is bias present?** Do LLMs indeed exhibit performance disparities across specific demographic groups in ICU mortality prediction?
- **Where is bias?** Is bias confined to model outputs, or is it ingrained within the model's internal feature reliance and reasoning logic (i.e., latent bias)?
- **Can bias be mitigated?** Can these biases be mitigated in a low-cost, highly adaptable manner without compromising core predictive performance?

To address these questions, we propose that constructing a multi-dimensional bias assessment framework and designing a clinically adaptive prompting strategy can jointly optimize the fairness and predictive performance of LLMs without retraining. The main contributions of this work are as follows:

- **We develop a multidimensional bias evaluation system** that integrates model discriminative power, group fairness, and feature dependence analysis, enabling systematic detection and explanation of bias from "output bias" to "reasoning bias".
- **We propose a clinically adaptive framework based on CAsE prompting (CAP).** By retrieving and incorporating similar historical misjudgment cases, this framework provides large language models (LLMs) with concrete decision-making contexts, guiding them to correct biased reasoning patterns and thereby improving both accuracy and fairness simultaneously.

- **We conduct a full bias detection–mitigation–interpretation evaluation loop** on the real-world MIMIC-IV clinical dataset, demonstrating the effectiveness of the proposed framework and offering a low-cost, generalizable pathway for the fair and trustworthy deployment of LLMs in clinical practice.

2 Related Works

2.1 Bias and Fairness in Clinical AI

Predictive models in healthcare, particularly those deployed in high-risk settings such as intensive care units (ICUs), have been widely reported to exhibit biases with respect to demographic attributes including race, sex, and age^{10–12}. A recent scoping review reported that among 91 clinical machine learning studies, nearly 75% demonstrated evidence of bias, often disproportionately affecting vulnerable patient groups¹³. The primary sources of such bias include inadequate representation in training data and inherent documentation biases in medical records. For instance, van Schaik et al.¹⁴ examined ICU mortality prediction models and demonstrated that conventional accuracy metrics alone are insufficient to reveal performance disparities across race, sex, and diagnostic subgroups, highlighting the need for systematic fairness monitoring.

2.2 Applications and Challenges of LLMs in Clinical Prediction

The application of large language models (LLMs) in healthcare has expanded from text generation to clinical prediction tasks. Brown et al.¹⁵ evaluated GPT-3.5 and GPT-4 on clinical prediction tasks using the VUMC and MIMIC-IV datasets, and found that their predictive performance was substantially lower than that of traditional machine learning models, such as gradient-boosting trees, with notably poorer calibration as reflected by higher Brier scores. Meanwhile, LLMs face challenges in balancing fairness and predictive performance. Although GPT-4 demonstrated improved fairness across demographic subgroups (e.g., race, sex, and age) compared to GPT-3.5 and traditional models, its overall prediction accuracy remained relatively limited. Furthermore, improvements in fairness were accompanied by reductions in predictive performance¹⁵. These findings highlight the need for novel approaches that enable LLMs to achieve a better balance between fairness and predictive accuracy in high-risk clinical settings.

2.3 Fairness Enhancement Approaches in Clinical AI

To mitigate bias in healthcare AI, several technical approaches have been proposed, which can be broadly categorized into three areas:

- **Data and Algorithm-level Methods:** These approaches include reweighting underrepresented groups in training data and incorporating fairness constraints into model design. For example, the FAST-CAD framework integrates Domain-Adversarial Training (DAT) with Group Distributionally Robust Optimization (Group-DRO), achieving fair and accurate non-contact stroke diagnosis with an AUC of 91.2% and a 62% reduction in fairness gaps across demographic subgroups¹⁶. Dong et al.¹⁷ proposed Counterfactual Contrastive Prompt Tuning (Co²PT), which mitigates social biases in pre-trained language models for downstream tasks. In federated learning settings, Zhang et al.¹⁸ proposed the DynamicFL framework, which dynamically adjusts model structures through heterogeneous local training and homogeneous global aggregation to reduce implicit algorithmic bias across healthcare institutions.

- **Prompt Engineering:** As a lightweight approach for regulating LLM outputs, prompt engineering has been widely explored to improve model performance and mitigate bias. Prior studies have shown that carefully designed prompts—such as providing examples or incorporating fairness-related instructions—can significantly influence the generative behavior of LLMs¹⁸. Sakib et al.¹⁹ demonstrated that refined prompts in recommendation systems can reduce bias toward mainstream cultural content. Ma et al.²⁰ proposed a fairness-guided few-shot prompting strategy, which evaluates candidate examples using content-free inputs and dynamically selects examples via greedy search to maximize fairness. This approach achieved consistent relative improvements of over 10% across tasks such as SST-2 and AGNews²⁰.
- **Explainability and Attribution Analysis:** With the growing demand for trustworthy AI, explainable AI (XAI) techniques have been increasingly used to audit and diagnose sources of model bias. These methods do not directly modify models but instead identify features contributing to unfair predictions by analyzing decision-making processes. For example, Gallae et al.²¹ introduced the FunnyNodules dataset, which provides synthetic medical images with comprehensive ground-truth annotations. This enables systematic evaluation of whether models capture correct attribute–target relationships and whether their attention aligns with clinically relevant features identified by radiologists. Such analyses help reveal spurious correlations related to demographic attributes and support targeted bias mitigation strategies.

3 METHODS

3.1 Problem Definition

The core objective of this study is to predict patients’ in-hospital mortality risk based on structured clinical data from the first day of ICU admission. The input features are represented as:

$$\mathbf{X} = \{\mathbf{x}_i\}_{i=1}^n, \quad \mathbf{x}_i \in \mathbb{R}^d$$

where \mathbf{x}_i represents patient information encompassing five major categories of clinical data, including demographic characteristics, laboratory measurements, vital signs, Clinical Severity, and treatment interventions.

The model evaluates the risk stratification it belongs to and outputs the corresponding mortality probability as:

$$y_i = f(\mathbf{x}_i) \in [0, 1]$$

Additionally, the Large Language Models (LLMs) generate the prediction confidence, three key contributing factors, and the reasoning chain. To systematically evaluate model fairness across different patient populations, this study constructs subgroup sets covering commonly used clinical dimensions based on sex, age group, and ethnicity:

$$\mathcal{S} = \{S_{g,a,r} \mid g \in \{\text{male, female}\}, a \in \{18-59, 60+\}, r \in \{\text{white, black, asian, other}\}\}$$

We analyze model outputs including mortality predictions, key factors, and reasoning processes, using relevant metrics to assess whether the models exhibit bias against different subgroups, and compare how different approaches mitigate model bias while improving predictive performance.

3.2 Overview of the CAsE Prompting Framework

Building on a systematic review of existing approaches, this study proposes the CAsE Prompting (CAP) framework. Compared with prior methods, the CAP framework not only unifies existing prompting-based debiasing techniques but also enables a new paradigm for²² balancing performance and fairness. Specifically, it guides the model to leverage similar historical misjudgment cases and their corresponding correct decisions, thereby mitigating biased reasoning patterns. Mechanistically, CAP leverages an analogy case repository to retrieve historical misclassified and biased cases most similar to the current patient via weighted cosine similarity, feeding the features and correct labels of these cases into the model as part of the prompt. Functionally, this approach transforms abstract fairness concepts into specific decision scenarios, aiming to simultaneously enhance predictive accuracy and fairness while exploring a path beyond the "performance-fairness trade-off." It simulates the clinical practice where physicians optimize decisions by reviewing similar cases, thereby improving model interpretability. In terms of positioning, CAP is a low-cost, training-free intervention that differs from traditional prompt engineering and fair machine learning methods requiring extensive modifications at the data or algorithm level, offering a novel solution for the rapid and fair deployment of LLMs in clinical settings. Figure 1 illustrates the overall framework of the proposed CAP method.

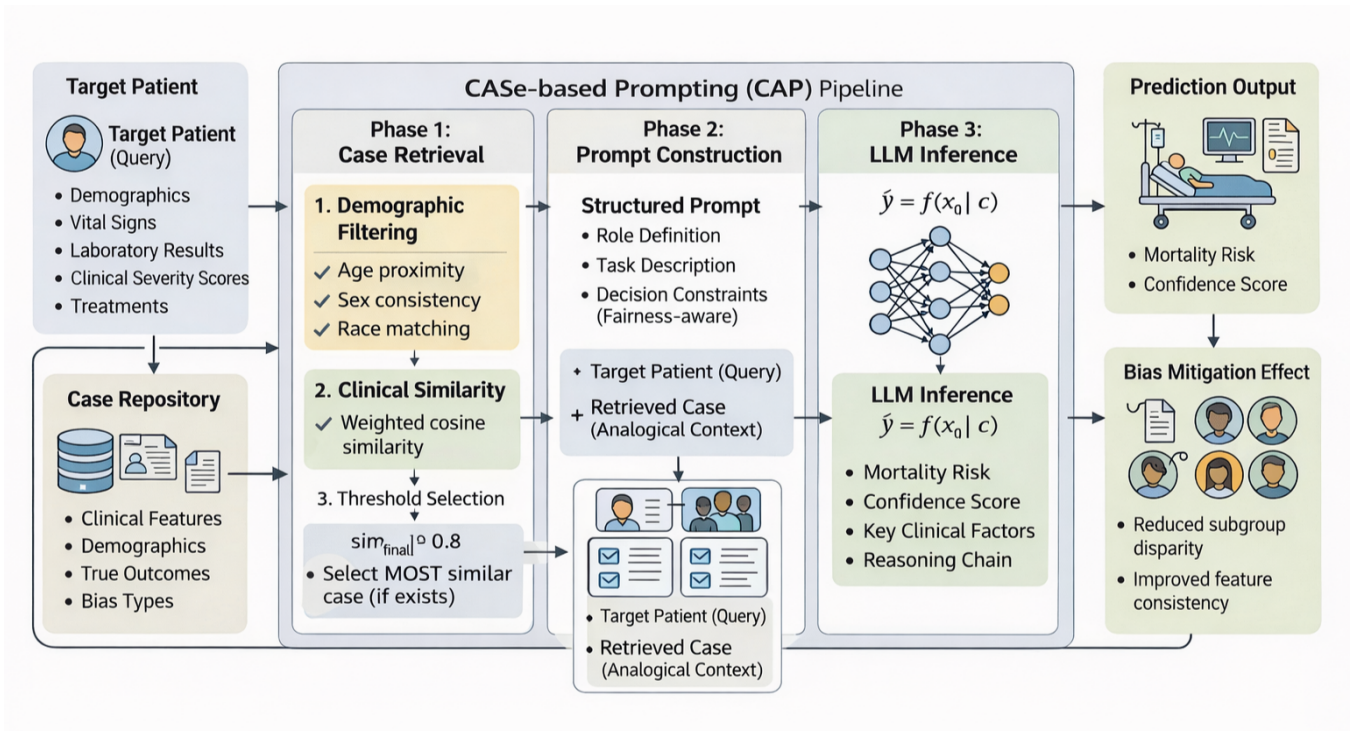


Figure 1: Overview of the Clinical Adaptive Prompting (CAP) framework for ICU mortality prediction. The framework retrieves clinically similar historical misclassified and bias-sensitive cases based on weighted similarity, and incorporates their features and correct labels into the prompt, enabling context-enriched reasoning that improves both predictive performance and fairness without model retraining.

3.3 Case Repository and Retrieval

To support case-based prompting, we construct a repository of representative clinical cases that capture common prediction errors and potential demographic biases. Specifically, misclassified

samples from the baseline model’s predictions on the training set are collected, including both false positives (FP) and false negatives (FN). The repository contains approximately 400 curated cases, with an FP/FN ratio of approximately 2:1, reflecting the higher prevalence of overestimation errors due to class imbalance in the dataset.

To further identify cases potentially associated with demographic bias, we perform counterfactual pair analysis. For each candidate case, a counterfactual version is generated by modifying only a specific demographic attribute while keeping all other clinical variables unchanged. The GPT-4 model is then used to compare the predictions for the original and counterfactual cases. If the prediction changes substantially under this controlled perturbation, the case is flagged as potentially exhibiting demographic-related bias.

From the screened cases, we select a representative subset that captures major clinical variations observed in the dataset. To mitigate the impact of severe class imbalance, we apply a mild balancing strategy during selection to ensure that both FP and FN cases are sufficiently represented. For each case, standardized information is extracted, including clinical features, demographic attributes, prediction outcomes, and identified bias types. These curated cases form the CAse repository used for analogy-based prompting.

During inference, clinically similar cases are retrieved to guide the LLM’s prediction process. The retrieval procedure consists of two stages. First, candidate cases are filtered based on demographic similarity, including age proximity, gender consistency, and race matching. A composite demographic similarity score is computed, and only cases with a score above a predefined threshold are retained. Among these, cases with the highest demographic similarity are selected as candidates²⁰. Second, clinical similarity is computed using a weighted cosine similarity over normalized clinical variables:

$$\text{sim}(x_q, x_i) = \frac{(\mathbf{w} \odot x_q) \cdot (\mathbf{w} \odot x_i)}{\|\mathbf{w} \odot x_q\| \cdot \|\mathbf{w} \odot x_i\|} \quad (1)$$

where \mathbf{w} denotes the vector of normalized importance weights and \odot represents element-wise multiplication. Logarithmic transformation and range normalization are applied to stabilize feature distributions.

To enhance clinical sensitivity, a threshold-based penalty is applied when physiological variables fall into different clinically relevant intervals. The final similarity score is defined as:

$$\text{sim}_{final} = \text{sim} - \lambda \cdot N_{\text{penalty}} \quad (2)$$

where N_{penalty} denotes the number of violated clinical thresholds and λ is a penalty coefficient. Only cases with a final similarity score greater than 0.8 are retained. Among these, the most similar case is selected and incorporated into the prompt.

If no case satisfies the above criteria, no analogy case is used, and the model proceeds with standard prompting. In practice, such situations occur in approximately 30% of cases, reflecting the strictness of the retrieval criteria.

3.4 Mechanism of Bias Mitigation

The GAP framework mitigates demographic bias by incorporating clinically relevant analogy cases into the reasoning process of large language models. Instead of relying solely on implicit knowledge, the model is provided with structured contextual evidence derived from historical prediction errors.

Given a query case, the retrieved analogy case contains both the clinical context and the correct outcome. This additional information introduces a form of counterfactual evidence that challenges the model’s reliance on demographic shortcuts or spurious correlations. Formally, let

$f(\cdot)$ denote the original LLM prediction function. With the incorporation of an analogy case c , the prediction can be interpreted as a conditional reasoning process:

$$\hat{y} = f(x_q | c) \quad (3)$$

where c provides auxiliary context that guides the model toward clinically grounded reasoning.

By exposing the model to cases where prior predictions were incorrect or biased, the framework introduces targeted corrective signals. These signals encourage the model to prioritize clinically meaningful features over demographic attributes, thereby reducing subgroup disparities. Importantly, this mechanism does not require parameter updates or additional training. Instead, it operates entirely at the prompting level, making the framework lightweight, interpretable, and easily deployable in clinical prediction pipelines.

3.5 Prompt Design

To systematically evaluate the impact of prompt engineering on model fairness, this study designs a set of progressive prompting strategies based on the intrinsic capabilities of large language models (LLMs) for self-reflection, contextual reasoning, and transparent reasoning generation²³. All prompts are constructed within a unified four-module framework (Role Definition, Task Description, Decision Constraints, and Case Information) to ensure consistency and comparability across experiments. These strategies aim to mitigate potential social biases in model decision-making through structured cognitive guidance. The key differences among these prompting strategies are systematically summarized in Table 1, providing a structured comparison of their design principles and roles in bias mitigation.

- **Baseline Prompt.** Only includes basic instructions for the ICU mortality prediction task, without any fairness constraints.
- **Fairness-Aware Prompt.** Adds a fairness prefix to the baseline prompt, explicitly requiring the model to avoid predictions based on protected characteristics such as age, sex, and ethnicity²⁴.
- **System 2 Prompting.** Further integrates fairness constraints with slow-thinking requirements, guiding the model to adopt a step-by-step reasoning approach—first analyzing physiological indicators, then evaluating organ function, and finally making predictions by synthesizing clinical evidence²⁵. It emphasizes an evidence-based decision-making process to systematically reduce intuitive biases^{24,26}.
- **CAse Prompt.** As the core method proposed in this study, it incorporates retrieved analogous cases. Each case includes a summary of clinical features of similar patients, actual outcomes, and labeled bias types, enabling contextualized fair decision guidance through analogical learning.

3.6 Multidimensional Bias Evaluation Framework

To systematically assess the presence of bias in LLM-based ICU mortality prediction, we developed a multidimensional evaluation framework. This framework spans three key dimensions—model discrimination, group fairness, and consistency of decision logic—to reveal potential biases that manifest both in model outputs and in the internal reasoning process.

Table 1: Progressive comparison of prompting strategies for ICU mortality prediction.

Method	Core Design	Key Characteristics	Role in Bias Mitigation
Baseline Prompt	Task instruction	Basic ICU mortality prediction; no fairness constraint; no structured reasoning	Serves as a reference model, revealing inherent bias and performance limitations.
Fairness-Aware Prompt	Fairness constraint	Explicitly discourages use of protected attributes (age, sex, ethnicity)	Reduces output-level bias but does not guide internal reasoning.
System2 Prompting	Structured reasoning	Step-by-step clinical reasoning; prioritizes physiological indicators and evidence	Mitigates intuitive bias via analytical reasoning and improves interpretability.
CAse Prompt (CAP)	Case-based prompting	Incorporates similar cases with features, outcomes, and bias annotations	Provides contextual signals to correct reasoning and jointly improve fairness and performance.

- **Discrimination Assessment.** Discriminative power evaluation: We adopted AUC-ROC as the primary metric to assess the overall discriminative ability of the model. A absolute AUC difference > 0.05 across subgroups was considered indicative of bias. Meanwhile, the F1-score was used as a supplementary metric to comprehensively evaluate the balance between precision and recall, and the Brier Score was employed to examine the degree of probability calibration.
- **Group Fairness Assessment.** Group fairness evaluation: The maximum AUC difference among key demographic subgroups (e.g., sex, age, and ethnicity) was calculated to quantify performance disparities across groups. Additionally, Equalized Odds Difference (EOD), defined as the difference between the false negative rate (FNR) of a subgroup and that of the reference group, was used to analyze the consistency of FNR across different groups²⁷. An absolute EOD value exceeding 5 percentage points was deemed to indicate significant bias.
- **Implicit Feature dependency Analysis.** We probed the consistency of the model’s decision-making logic by analyzing the key physiological signs output by the model. This metric quantifies the presence of "implicit bias"—where the model focuses on distinct feature patterns across different patient subgroups—by comparing indicators such as Jaccard similarity, cosine similarity, and JS Divergence of the Top-K key feature sets relied on by the model when making predictions for patients in different subgroups. Higher feature similarity indicates that the model’s decision-making logic is more consistent and fair.

This multidimensional framework extends the fairness evaluation from “output bias” to “feature-level bias,” allowing deeper interpretation of why a model may underperform for certain subgroups. Therefore, it provides a comprehensive and actionable foundation for designing targeted bias mitigation strategies.

3.7 Experimental Setup

All experiments were performed using the Qwen3-32B large language model for inference, with model parameters kept frozen without any fine-tuning. To evaluate the impact of different prompting strategies on ICU mortality prediction, this study set three types of prompting methods as controls: Basic Prompt, Systematic Clinical Prompt, and Fairness-Enhanced Prompt. On this basis, the proposed CAsE Prompting (CAP) method was introduced. Additionally, to provide a comparison with traditional approaches to language model reasoning, XGBoost was used as the machine learning baseline model. This model was trained on the same training set, and performance comparison was conducted using an independent test set. All evaluation metrics include performance indicators such as AUROC, AUPRC, F1-score, and Brier score, as well as fairness metrics such as Equalized Odds Difference (EOD) and feature consistency. Experiments were run on a computing environment equipped with an NVIDIA RTX A6000 GPU, and all data processing, case retrieval, and model inference were implemented based on Python 3.10.

3.8 Ethics Statement

This study used the publicly available MIMIC-IV database, which was approved by the Institutional Review Board (IRB) of the Massachusetts Institute of Technology (MIT) and Beth Israel Deaconess Medical Center. All data are de-identified, and the requirement for informed consent was waived. The authors completed the required training (CITI Program) and signed the data use agreement prior to accessing the data. All methods were performed in accordance with relevant guidelines and regulations.

4 RESULTS

4.1 Study Population

This study utilized the MIMIC-IV database to construct a retrospective cohort. Prior to cohort establishment, data quality assessment and preprocessing were conducted: patients with excessively high missing data ratios were excluded; for partial missing values in the retained variables, the Multiple Imputation by Chained Equations (MICE) method was employed for data imputation to ensure data integrity and analytical reliability. The inclusion criteria were defined as follows: adult patients admitted to the ICU for the first time with a hospital stay exceeding 24 hours. The final cohort comprised 45,153 patients, which were randomly divided into a training set (for constructing the case library and training comparative machine learning models) and an independent test set (for all final evaluations) at a 7:3 ratio. The baseline characteristics of the patients are presented in Table 2, with balanced distributions of demographic and clinical characteristics across all subgroups.

4.2 Predictive Performance Comparison

The comparative analysis presented in Table 3 reveals several key findings regarding the predictive performance across different methodologies. The proposed CAP (Clinical-Aware Prompting) method demonstrates superior performance across most evaluation metrics compared to other Qwen3-32B approaches. Specifically, CAP achieves the highest AUROC (0.873), AUPRC (0.694), F1 Score (0.525), and Sensitivity (0.850) among all LLM-based methods. This represents a substantial improvement over the base Qwen3-32B model, with absolute increases of 6.7% in AUROC, 19.7% in AUPRC, and 8.7% in F1 Score.

Table 2: Baseline characteristics of the study cohort. SD, standard deviation. P-values were calculated using the t-test (for continuous variables) or the chi-square test (for categorical variables) comparing the training and test sets.

Feature	Overall (n=45,153)	Train (n=31,607)	Test (n=13,546)	p-value
Demographics				
Age (years), mean \pm SD	66.1 \pm 16.2	66.1 \pm 16.2	66.0 \pm 16.2	0.12
Female, n (%)	20,138 (44.6)	14,072 (44.5)	6,066 (44.8)	0.62
Race, n (%)				0.21
White	24,404 (54.1)	17,107 (54.1)	7,297 (53.9)	
Black	7,043 (15.6)	4,970 (15.7)	2,073 (15.3)	
Asian	512 (1.1)	358 (1.1)	154 (1.1)	
Other	13,194 (29.2)	9,172 (29.0)	4,022 (29.7)	
Clinical Severity, mean \pm SD				
GCS score	8.0 \pm 4.6	8.0 \pm 4.6	8.0 \pm 4.6	0.35
APACHE III score	29.3 \pm 19.5	29.3 \pm 19.6	29.2 \pm 19.4	0.41
SOFA score (24 h)	3.9 \pm 2.4	3.9 \pm 2.4	3.9 \pm 2.4	0.48
Charlson Comorbidity Index	5.1 \pm 3.0	5.1 \pm 3.0	5.1 \pm 3.0	0.52
Vital Signs (first 24 hours), mean \pm SD				
SpO _{2,min} (%)	87.0 \pm 4.4	87.0 \pm 4.4	87.0 \pm 4.4	0.65
Heart rate (beats/min)	87.8 \pm 17.4	87.8 \pm 17.5	87.7 \pm 17.1	0.52
Respiratory rate (breaths/min)	19.3 \pm 4.8	19.3 \pm 4.8	19.2 \pm 4.7	0.44
Mean arterial pressure (mmHg)	84.8 \pm 13.2	84.8 \pm 13.3	84.7 \pm 13.1	0.47
Laboratory Measurements, mean \pm SD				
Creatinine _{max} (mg/dL)	1.6 \pm 1.3	1.6 \pm 1.3	1.6 \pm 1.3	0.71
Lactate _{max} (mmol/L)	2.1 \pm 1.8	2.1 \pm 1.8	2.1 \pm 1.8	0.58
Troponin _{max} (ng/mL)	0.6 \pm 1.5	0.6 \pm 1.5	0.6 \pm 1.5	0.66
Platelet _{min} (10 ³ / μ L)	185.4 \pm 98.6	185.6 \pm 98.2	185.0 \pm 99.3	0.59
Bilirubin _{max} (mg/dL)	1.5 \pm 2.1	1.5 \pm 2.0	1.5 \pm 2.2	0.63
WBC _{max} (10 ³ / μ L)	13.8 \pm 7.2	13.8 \pm 7.1	13.7 \pm 7.3	0.55
24-hour urine output (mL)	1680.8 \pm 1223.2	1651.4 \pm 1202.4	1651.4 \pm 1202.4	0.29
Treatment Interventions				
Mechanical ventilation, n (%)	17,210 (38.1)	12,039 (38.1)	5,171 (38.2)	0.91
Code status (DNR), n (%)	3,840 (8.5)	2,688 (8.5)	1,152 (8.5)	0.97
Outcomes				
In-hospital mortality, n (%)	6,500 (14.4%)	4,535 (14.5%)	1,965 (14.5%)	0.84

Table 3: Performance comparison of Qwen methods and the XGBoost baseline. Metrics are reported with 95% confidence intervals (bootstrap, 1,000 resamples). Statistical significance is evaluated against the Base model (* $p < 0.05$, ** $p < 0.01$).

Model	Method	AUROC	AUPRC	F1	Prec	Sen	Spec	Brier
Qwen 3-32B	Base	0.806 (0.792–0.820)	0.497 (0.470–0.525)	0.438 (0.412–0.465)	0.313 (0.285–0.342)	0.725 (0.695–0.755)	0.731 (0.715–0.747)	0.110 (0.104–0.115)
	Fair	0.791 (0.777–0.805)	0.479 (0.452–0.506)	0.402 (0.378–0.428)	0.281 (0.255–0.308)	0.705 (0.675–0.735)	0.694 (0.678–0.710)	0.111 (0.106–0.116)
	System 2	0.785 (0.771–0.799)	0.475 (0.448–0.502)	0.426 (0.402–0.452)	0.322 (0.294–0.350)	0.632 (0.600–0.664)	0.774 (0.760–0.788)	0.110 (0.105–0.116)
	CAP	0.873** (0.860–0.886)	0.694** (0.665–0.723)	0.525** (0.500–0.551)	0.380* (0.350–0.410)	0.850** (0.825–0.875)	0.764 (0.749–0.779)	0.100** (0.095–0.106)
XGBoost	Training	0.866 (0.853–0.879)	0.548 (0.520–0.576)	0.474 (0.450–0.499)	0.327 (0.300–0.354)	0.724 (0.694–0.754)	0.849 (0.835–0.863)	0.084 (0.078–0.089)

While XGBoost maintains competitive performance with the best Brier Score (0.084) and Specificity (0.849), the CAP method closes this performance gap significantly. Notably, CAP outperforms XGBoost in AUROC, AUPRC, and Sensitivity, suggesting enhanced capability in identifying true positive cases while maintaining reasonable performance in other metrics. The exceptional Sensitivity (0.850) achieved by CAP indicates its strength in minimizing false negatives, a crucial consideration in clinical mortality prediction where missing true positive cases could have serious implications.

The demonstrated performance improvements, particularly in sensitivity and overall discriminative ability, suggest that the CAP approach effectively leverages clinical domain knowledge to enhance LLM performance in medical prediction tasks. This makes it a promising alternative to traditional machine learning methods like XGBoost, especially in scenarios where interpretability and comprehensive reasoning are valued alongside predictive accuracy.

4.3 Model Bias Evaluation

To systematically assess the effectiveness of different methods in mitigating model bias, this study conducted a comprehensive analysis of large language model (LLM) approaches from three dimensions: discriminative power disparity, fairness performance, and feature dependence. By comparing the baseline model, fairness optimization methods, System 2 approaches, and our proposed CAP method, the study reveals the differences in the effectiveness of various strategies in bias mitigation.

4.3.1 Discriminative Power

Figure 2 presents the AUROC performance across demographic subgroups. The results demonstrate that the CAP method achieves optimal performance in mitigating discrimination bias. The base model exhibited substantial performance disparities across subgroups, with a maximum AUROC difference of 0.07 across age groups. The fairness-optimized method reduced subgroup disparities but at the cost of overall performance degradation. The fairness optimization approach showed stable performance across age groups but provided limited improvement in racial dimensions. In contrast, the CAP method maintained high overall AUROC (approximately 0.88) while reducing the maximum inter-group difference to 0.03. This method demonstrated bal-

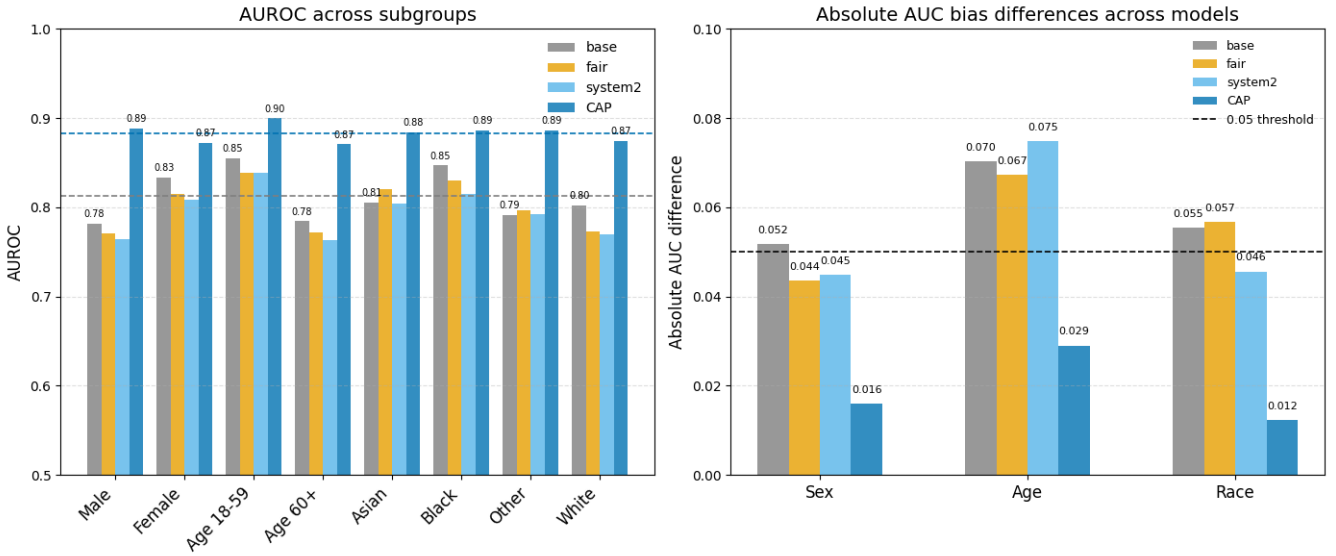


Figure 2: Subgroup-specific AUROC performance and disparity analysis across different methods. Left panel: AUROC values for the 4 methods across sex, age, and race subgroups. The horizontal dashed lines indicate the overall mean AUROC for Base (gray dashed line) and CAP (blue dashed line). Right panel: Maximum AUROC difference across demographic subgroups for each method. The black dashed line at 0.05 indicates the threshold for subgroup bias.

anced performance across sex, age, and racial dimensions, indicating significant bias mitigation effectiveness.

4.3.2 Fairness Assessment

Table 4: Equal Opportunity Difference (EOD) across demographic subgroups. EOD is computed as the absolute difference in False Negative Rate (FNR) between the target subgroup and the reference subgroup. Lower values indicate better fairness.

Dimension	Comparison	Base	Fair	System 2	CAP
Sex	Male vs Female	0.083	0.070	0.035	0.003
	FNR (M/F)	0.306/0.223	0.336/0.267	0.242/0.207	0.259/0.256
Age	18-59 vs 60+	0.180	0.164	0.152	0.126
	FNR (Young/Old)	0.143/0.323	0.191/0.355	0.119/0.272	0.170/0.296
Race	White vs Black	0.058	0.074	0.046	0.005
	FNR (W/B)	0.251/0.193	0.309/0.235	0.221/0.175	0.253/0.248
	White vs Other	0.084	0.023	0.036	0.022
	FNR (W/O)	0.251/0.336	0.309/0.332	0.221/0.257	0.253/0.275
	White vs Asian	0.008	0.031	0.004	0.031
	FNR (W/A)	0.251/0.243	0.309/0.278	0.221/0.217	0.253/0.222

Fairness assessment across demographic dimensions reveals method-specific bias patterns (Table 4). Using the Equal Opportunity Difference (EOD) metric, where values ≤ 0.05 indicate minimal bias, CAP demonstrates superior fairness in sex equality (EOD=0.003) and white-black comparison (EOD=0.005). Sex fairness shows consistent improvement across methods, with

CAP achieving near-perfect equality. Age-related bias remains challenging, with all methods exceeding the 0.05 threshold, though CAP shows the best performance (EOD=0.126). Ethnicity comparisons display varied patterns, with CAP and System 2 achieving bias-free performance in specific comparisons. The analysis indicates that while no method completely eliminates bias across all dimensions, CAP provides the most consistent fairness improvement, particularly in critical demographic comparisons.

4.3.3 Feature Dependence Analysis

Table 5: Feature dependency similarity metrics across demographic subgroups

Dimension	Comparison	Method	Top3 Jac	All Jac	Cosine	JS Div
Sex	Male vs Female	Base	0.935	0.903	0.996	0.003
		Fair	0.955	0.928	0.998	0.002
		System 2	0.929	0.897	0.996	0.003
		CAP	0.965	0.910	0.997	0.004
Age	18-59 vs 60+	Base	0.816	0.736	0.966	0.033
		Fair	0.904	0.855	0.994	0.007
		System 2	0.872	0.809	0.977	0.015
		CAP	0.886	0.791	0.981	0.016
Race	White vs Black	Base	0.956	0.886	0.995	0.006
		Fair	0.954	0.935	0.999	0.002
		System 2	0.970	0.935	0.998	0.002
		CAP	0.957	0.949	0.999	0.002
	White vs Other	Base	0.958	0.917	0.998	0.004
		Fair	0.981	0.959	0.999	0.001
		System 2	0.974	0.953	0.999	0.001
		CAP	0.949	0.945	0.998	0.001
	White vs Asian	Base	0.923	0.838	0.991	0.015
		Fair	0.949	0.931	0.998	0.002
		System 2	0.929	0.897	0.997	0.003
		CAP	0.965	0.883	0.996	0.009

Feature dependency analysis reveals consistent patterns across demographic dimensions (Table 5). All methods demonstrate high feature similarity in sex comparisons (Cosine ≥ 0.996 , JS Divergence ≤ 0.004), indicating minimal sex-based feature dependency bias. Age comparisons show the most significant feature dependency variations. The base model exhibits the lowest similarity (Cosine=0.966, Top3 Jac=0.816), while fairness-optimized methods improve consistency (Cosine ≥ 0.977). CAP maintains competitive performance (Cosine=0.981, Top3 Jac=0.886) while preserving clinical relevance. Ethnicity comparisons display uniformly high similarity across methods (Cosine ≥ 0.991), with CAP achieving optimal balance in white-black comparisons (All Jac=0.949, JS Div=0.002). The analysis confirms that feature dependency bias is most pronounced in age-related comparisons, while sex and ethnicity dimensions show minimal variance.

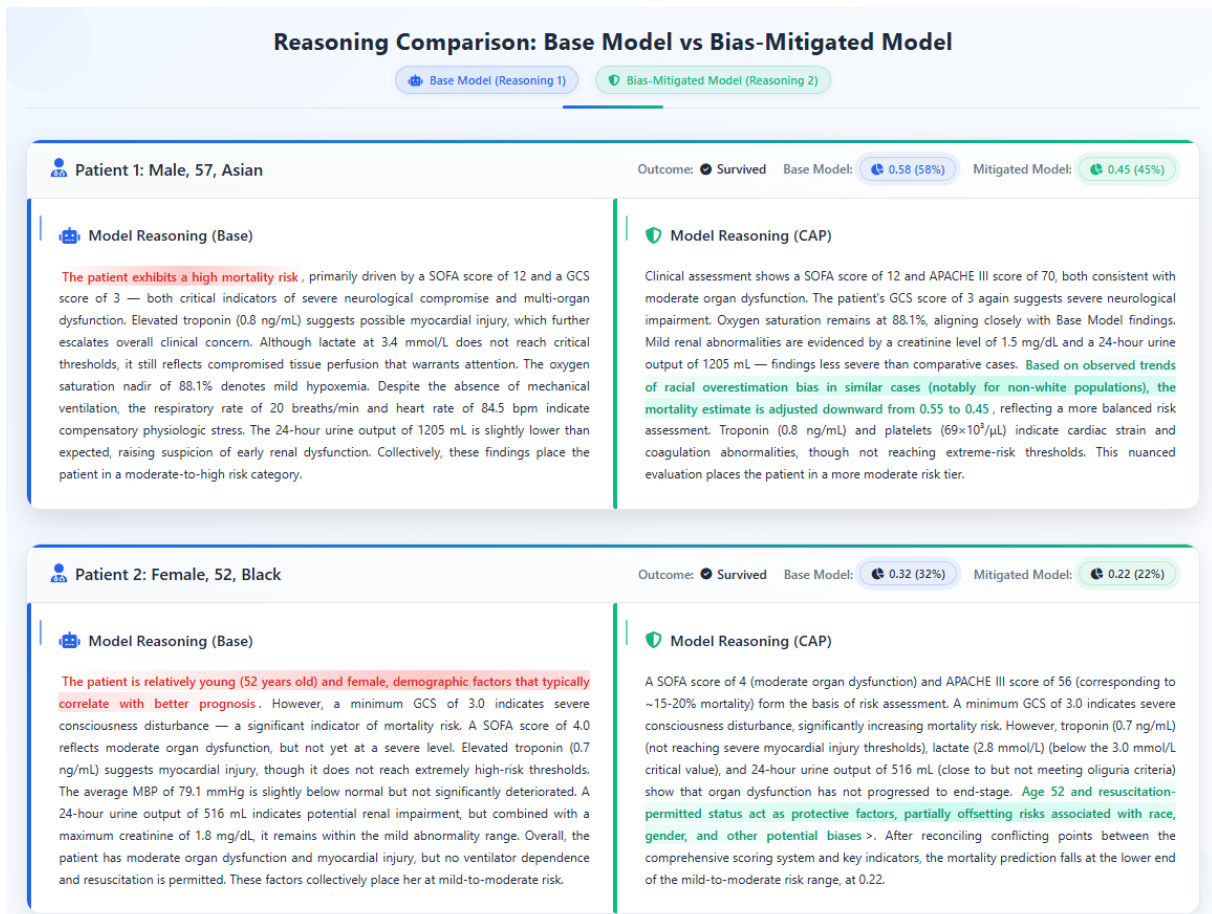


Figure 3: Case studies demonstrating bias mitigation through clinical-aware prompting

4.4 Analysis of Bias Mitigation Process

Case analysis reveals distinct patterns in bias mitigation through clinical-aware prompting²⁸ (Figure 3). Two representative cases illustrate how the CAP method adjusts mortality predictions while providing more nuanced clinical reasoning. In Case 1 (57-year-old Asian male), the CAP model explicitly acknowledges racial overestimation bias and adjusts the mortality prediction downward from 0.55 to 0.45. The mitigation incorporates awareness of "observed trends of racial overestimation bias in similar cases for non-white populations," demonstrating systematic bias correction. Case 2 (52-year-old Black female), The base model employed sex-based assumptions, stating "the patient is relatively young and female, demographic factors that typically correlate with better prognosis." In contrast, the CAP model eliminates this sex-biased reasoning, focusing instead on objective clinical indicators including SOFA score, APACHE III score, and specific laboratory values. This shift results in a more accurate mortality prediction reduction from 0.32 to 0.22. The CAP method demonstrates consistent bias-aware reasoning across cases, explicitly acknowledging demographic factors while maintaining clinical relevance. This approach provides transparent bias mitigation without compromising clinical validity.

5 DISCUSSION

This study systematically investigates demographic bias in large language models (LLMs) when applied to ICU mortality prediction and evaluates the effectiveness of a clinically adaptive prompting framework for bias mitigation. The experimental results confirm that LLMs exhibit measurable

predictive disparities across demographic groups in this clinical task. More importantly, the analysis shows that these disparities are not limited to the final prediction outcomes but are also reflected in differences in the model’s internal decision patterns across patient subgroups (i.e., implicit biases)^{29,30}. By introducing the proposed CAse prompting framework, both predictive performance and fairness can be improved simultaneously, indicating that targeted prompt design can effectively guide model reasoning toward more balanced decision patterns.

The improvement in fairness and predictive performance observed in this study can be attributed to the contextual information introduced through case-based prompting. By incorporating representative historical cases into the prompt, the model is exposed to additional clinical evidence that helps contextualize the prediction task. These cases function as analogical references that encourage the model to focus on clinically relevant physiological features rather than relying on demographic shortcuts or spurious correlations³¹. As a result, the reasoning process becomes more aligned with clinically meaningful decision patterns, which contributes to both improved prediction accuracy and reduced subgroup disparities³².

Compared with conventional bias mitigation approaches that require model retraining or parameter modification, the proposed framework offers several practical advantages. As an external knowledge augmentation strategy, CAse prompting operates without altering the internal parameters of the model, thereby preserving the general capabilities of the base LLM³³. At the same time, the method introduces carefully curated clinical cases that provide both positive and negative examples of model predictions. This design enables the framework to guide model reasoning more effectively than simple instruction-based fairness prompts, while maintaining a lightweight and flexible implementation that can be integrated into existing clinical AI systems.

The multidimensional bias evaluation system developed in this study, particularly from the perspective of clinical reasoning process, provides new insights into the internal mechanisms of model bias^{34,35}. While conventional fairness metrics focus on statistical disparities in model outputs, feature-overlap analysis reveals whether the model’s internal attention patterns systematically differ across demographic groups during decision-making. Experimental results indicate that CAse prompting effectively increases the consistency of feature attention across patient subgroups, providing process-level evidence for its mitigation of latent biases. By extending fairness assessment from “outcome fairness” to “process fairness,” this evaluation framework offers a methodological foundation for comprehensive auditing of future clinical AI models.

All evaluations in this study were conducted using the Qwen3-32B large language model, enabling an in-depth analysis of its behavior under different prompting strategies and the establishment of a complete evaluation loop. We acknowledge that the generalizability of this approach to LLMs of different scales or architectures remains to be systematically verified. Nevertheless, the strength of our method lies in its core principle of intervention via prompting without retraining, which is theoretically architecture-agnostic and potentially transferable³⁶.

Future work will focus on addressing these limitations by extending the framework to a wider range of large language models and exploring more advanced case retrieval strategies. In particular, adaptive retrieval mechanisms and automated case selection methods could further improve the scalability and effectiveness of the framework. In addition, integrating the proposed prompting strategy with real-time clinical decision-support systems and evaluating its performance in prospective clinical settings will be important steps toward practical deployment.

6 CONCLUSION

This study demonstrates that large language models exhibit measurable demographic biases when applied to ICU mortality prediction. To address this issue, we propose a clinically adaptive, training-free prompting framework that improves predictive accuracy while reducing subgroup

disparities without modifying model parameters. By incorporating clinically similar historical cases, the CAP framework guides LLMs to refine their reasoning processes and mitigate biased decision patterns. In addition, we introduce a multidimensional bias evaluation strategy that assesses fairness across both prediction outcomes and reasoning processes. These findings highlight the importance of addressing algorithmic bias in LLM-based clinical prediction and provide a practical approach for developing more reliable and equitable clinical decision-support systems.

DECLARATION OF INTERESTS

The authors declare no competing interests.

ACKNOWLEDGMENTS

This work was supported in part by the National Natural Science Foundation of China (Grant Nos. 62102008, 62202332, 62376197, 62020106004, and 92048301); by the CCF-Tencent Rhino-Bird Open Research Fund (CCF-Tencent RAGR20250108); by the Tianjin Science and Technology Program (Grant No. 23JCYBJC00360); by the Key Research and Development Program of Shaanxi Province (Grant No. 2023-ZDLGY-48); and by the Tianchi Elite Youth Doctoral Program (Grant Nos. CZ002701 and CZ002707).

DATA AVAILABILITY

The MIMIC-IV dataset used in this study is publicly available through PhysioNet at <https://physionet.org>.

CODE AVAILABILITY

The core code supporting this study has been released on GitHub. The repository is accessible at: https://github.com/zgx-718/LLMs_bias_eva.

References

- [1] Meng Zhang, Yongqi Zheng, Xiagela Maidaiti, Baosheng Liang, Yongyue Wei, and Feng Sun. Integrating machine learning into statistical methods in disease risk prediction modeling: A systematic review. *Health Data Science*, 4:0165, 2024.
- [2] Fereshteh Hasanzadeh, Colin B Josephson, Gabriella Waters, Demilade Adedinsewo, Zahra Azizi, and James A White. Bias recognition and mitigation strategies in artificial intelligence healthcare applications. *NPJ Digital Medicine*, 8(1):154, 2025.
- [3] Mingxuan Liu, Yilin Ning, Salinelat Teixayavong, Xiaoxuan Liu, Mayli Mertens, Yuqing Shang, Xin Li, Di Miao, Jingchi Liao, Jie Xu, et al. A scoping review and evidence gap analysis of clinical ai fairness. *npj Digital Medicine*, 8(1):360, 2025.

- [4] Jack A Cummins, Ben S Gerber, Mayuko Ito Fukunaga, Nils Henninger, Catarina I Kiefe, and Feifan Liu. In-hospital mortality prediction among intensive care unit patients with acute ischemic stroke: A machine learning approach. *Health Data Science*, 5:0179, 2025.
- [5] Xiaoli Liu, Pan Hu, Wesley Yeung, Zhongheng Zhang, Vanda Ho, Chao Liu, Clark Dumontier, Patrick J Thorat, Zhi Mao, Desen Cao, et al. Illness severity assessment of older adults in critical illness using machine learning (elder-icu): an international multicentre study with subgroup bias evaluation. *The Lancet Digital Health*, 5(10):e657–e667, 2023.
- [6] Shenda Hong, Xinlin Hou, Jin Jing, Wendong Ge, and Luxia Zhang. Predicting risk of mortality in pediatric icu based on ensemble step-wise feature selection. *Health Data Science*, 2021:9365125, 2021.
- [7] Chuizheng Meng, Loc Trinh, Nan Xu, James Enouen, and Yan Liu. Interpretability and fairness evaluation of deep learning models on mimic-iv dataset. *Scientific Reports*, 12(1): 7166, 2022.
- [8] Travis Zack, Eric Lehman, Mirac Suzgun, Jorge A Rodriguez, Leo Anthony Celi, Judy Gichoya, Dan Jurafsky, Peter Szolovits, David W Bates, Raja-Elie E Abdunour, et al. Assessing the potential of gpt-4 to perpetuate racial and gender biases in health care: a model evaluation study. *The Lancet Digital Health*, 6(1):e12–e22, 2024.
- [9] Karan Singhal, Shekoofeh Azizi, Tao Tu, S Sara Mahdavi, Jason Wei, Hyung Won Chung, Nathan Scales, Ajay Tanwani, Heather Cole-Lewis, Stephen Pfohl, et al. Large language models encode clinical knowledge. *Nature*, 620(7972):172–180, 2023.
- [10] Zhao Shi, Bingqian Wu, Bin Hu, Jian Zhong, Zezhong Li, Fandong Zhang, Zijian Chen, Chun Yang, Bangjun Guo, Qinmei Xu, et al. A large language model for clinical outcome adjudication from telephone follow-up interviews: a secondary analysis of a multicenter randomized clinical trial. *Nature Communications*, 2025.
- [11] Yumeng Zhang and Jiangning Song. Toward fair ai-driven medical text generation. *Nature Computational Science*, pages 1–2, 2025.
- [12] Zhiyu Wan, Yuhang Guo, Shunxing Bao, Qian Wang, and Bradley A Malin. Evaluating sex and age biases in multimodal large language models for skin disease identification from dermatoscopic images. *Health Data Science*, 5:0256, 2025.
- [13] M. Colacci and others. Unequal outcomes: Tackling bias in clinical AI models. Summarized in *Journal of Clinical Epidemiology*, 2025. Systematic review of bias in clinical AI models.
- [14] Tempest A van Schaik, Xinggang Liu, Louis Atallah, and Omar Badawi. Monitoring fairness in machine learning models that predict patient mortality in the icu. *arXiv preprint arXiv:2411.00190*, 2024.
- [15] Katherine E Brown, Chao Yan, Zhuohang Li, Xinmeng Zhang, Benjamin X Collins, You Chen, Ellen Wright Clayton, Murat Kantarcioglu, Yevgeniy Vorobeychik, and Bradley A Malin. Large language models are less effective at clinical prediction tasks than locally trained machine learning models. *Journal of the American Medical Informatics Association*, 32(5):811–822, 2025.
- [16] Tianming Sha, Zechuan Chen, Zhan Cheng, Haotian Zhai, Xuwei Ding, Junnan Li, Haixiang Tang, Zaoting Sun, Yanchuan Tang, Yongzhe Yi, et al. Fast-cad: A fairness-aware framework for non-contact stroke diagnosis. *arXiv preprint arXiv:2511.08887*, 2025.

- [17] Xiangjue Dong, Ziwei Zhu, Zhuoer Wang, Maria Teleki, and James Caverlee. Co²pt: Mitigating bias in pre-trained language models through counterfactual contrastive prompt tuning. *arXiv preprint arXiv:2310.12490*, 2023.
- [18] Feilong Zhang, Deming Zhai, Guo Bai, Junjun Jiang, Qixiang Ye, Xiangyang Ji, and Xianming Liu. Towards fairness-aware and privacy-preserving enhanced collaborative learning for healthcare. *Nature Communications*, 16(1):2852, 2025.
- [19] Shahnewaz Karim Sakib and Anindya Bijoy Das. Challenging fairness: A comprehensive exploration of bias in llm-based recommendations. In *2024 IEEE International Conference on Big Data (BigData)*, pages 1585–1592. IEEE, 2024.
- [20] Huan Ma, Changqing Zhang, Yatao Bian, Lemao Liu, Zhirui Zhang, Peilin Zhao, Shu Zhang, Huazhu Fu, Qinghua Hu, and Bingzhe Wu. Fairness-guided few-shot prompting for large language models. *Advances in Neural Information Processing Systems*, 36:43136–43155, 2023.
- [21] Luisa Gallée, Yiheng Xiong, Meinrad Beer, and Michael Götz. Funnynodules: A customizable medical dataset tailored for evaluating explainable ai, 2025. URL <https://arxiv.org/abs/2511.15481>.
- [22] Jingling Li, Zeyu Tang, Xiaoyu Liu, Peter Spirtes, Kun Zhang, Liu Leqi, and Yang Liu. Prompting fairness: Integrating causality to debias large language models. In *The Thirteenth International Conference on Learning Representations*.
- [23] Arjun Mahajan, Ziad Obermeyer, Roxana Daneshjou, Jenna Lester, and Dylan Powell. Cognitive bias in clinical large language models. *npj Digital Medicine*, 8(1):428, 2025.
- [24] Shaz Furniturewala, Surgan Jandial, Abhinav Java, Pragyan Banerjee, Simra Shahid, Sumit Bhatia, and Kokil Jaidka. Thinking fair and slow: On the efficacy of structured prompts for debiasing language models. *arXiv preprint arXiv:2405.10431*, 2024.
- [25] Tong Jiao, Jian Zhang, Kui Xu, Rui Li, Xi Du, Shangqi Wang, and Zhenbo Song. Enhancing fairness in llm evaluations: Unveiling and mitigating biases in standard-answer-based evaluations. In *Proceedings of the AAI Symposium Series*, volume 4, pages 56–59, 2024.
- [26] Mahammed Kamruzzaman and Gene Louis Kim. Prompting techniques for reducing social bias in llms through system 1 and system 2 cognitive processes. *CoRR*, 2024.
- [27] Shaina Mackin, Vincent J Major, Rumi Chunara, and Remle Newton-Dame. Identifying and mitigating algorithmic bias in the safety net. *npj Digital Medicine*, 8(1):335, 2025.
- [28] Hossein Estiri, Zachary H Strasser, Sina Rashidian, Jeffrey G Klann, Kavishwar B Waghlikar, Thomas H McCoy Jr, and Shawn N Murphy. An objective framework for evaluating unrecognized bias in medical ai models predicting covid-19 outcomes. *Journal of the American Medical Informatics Association*, 29(8):1334–1341, 2022.
- [29] Riccardo Guidotti, Anna Monreale, Salvatore Ruggieri, Franco Turini, Fosca Giannotti, and Dino Pedreschi. A survey of methods for explaining black box models. *ACM computing surveys (CSUR)*, 51(5):1–42, 2018.
- [30] Shengjie Wang, Tianyi Zhou, and Jeff Bilmes. Bias also matters: Bias attribution for deep neural network explanation. In *International Conference on Machine Learning*, pages 6659–6667. PMLR, 2019.

- [31] Tom Brown, Benjamin Mann, Nick Ryder, Melanie Subbiah, Jared D Kaplan, Prafulla Dhariwal, Arvind Neelakantan, Pranav Shyam, Girish Sastry, Amanda Askell, et al. Language models are few-shot learners. *Advances in neural information processing systems*, 33: 1877–1901, 2020.
- [32] Sewon Min, Xinxu Lyu, Ari Holtzman, Mikel Artetxe, Mike Lewis, Hannaneh Hajishirzi, and Luke Zettlemoyer. Rethinking the role of demonstrations: What makes in-context learning work? *arXiv preprint arXiv:2202.12837*, 2022.
- [33] Xinyi Wang, Wanrong Zhu, Michael Saxon, Mark Steyvers, and William Yang Wang. Large language models are latent variable models: Explaining and finding good demonstrations for in-context learning. *Advances in Neural Information Processing Systems*, 36:15614–15638, 2023.
- [34] Jinsook Lee, Yann Hicke, Renzhe Yu, Christopher Brooks, and René F Kizilcec. The life cycle of large language models in education: A framework for understanding sources of bias. *British Journal of Educational Technology*, 55(5):1982–2002, 2024.
- [35] Harini Suresh and John Gutttag. A framework for understanding sources of harm throughout the machine learning life cycle. In *Proceedings of the 1st ACM Conference on Equity and Access in Algorithms, Mechanisms, and Optimization*, pages 1–9, 2021.
- [36] Jason Wei, Xuezhi Wang, Dale Schuurmans, Maarten Bosma, Fei Xia, Ed Chi, Quoc V Le, Denny Zhou, et al. Chain-of-thought prompting elicits reasoning in large language models. *Advances in neural information processing systems*, 35:24824–24837, 2022.