

# Decoupling for Markov Chains

Nawaf Bou-Rabee<sup>1,2</sup>

Victor H. de la Peña<sup>3</sup>

<sup>1</sup>Department of Mathematical Sciences, Rutgers University–Camden

<sup>2</sup>Center for Computational Mathematics, Flatiron Institute, Simons Foundation

<sup>3</sup>Department of Statistics, Columbia University

## Abstract

Consider a Markov chain  $(X_i)_{i \geq 0}$  with invariant measure  $\mu$  that admits the representation  $X_{i+1} = \Phi(X_i, U_i)$ , where  $(U_i)_{i \geq 0}$  are i.i.d. random variables and  $\Phi$  is a measurable map. We introduce a *tangent-decoupled* process  $(\tilde{X}_i)_{i \geq 0}$  obtained by replacing  $(U_i)$  with an independent copy. Conditional on the realized backbone  $(X_i)$ , the sequence  $(f(\tilde{X}_i))$  is independent. Although  $(\tilde{X}_i)$  is not Markovian, under the same ergodicity assumptions that ensure a law of large numbers for  $(X_i)$ , the empirical averages  $n^{-1} \sum_{i=1}^n f(\tilde{X}_i)$  converge almost surely to  $\mu(f)$ . In addition, for every  $f \in L^2(\mu)$  and every  $N \geq 1$ ,

$$\text{Var}\left(\sum_{i=1}^N f(X_i)\right) \leq 2 \text{Var}\left(\sum_{i=1}^N f(\tilde{X}_i)\right),$$

and therefore  $\sigma_f^2 \leq 2\tilde{\sigma}_f^2$  for the corresponding time-average variance constants. The inequality requires neither reversibility nor mixing assumptions. Its proof identifies the two sequences as tangent in the sense of decoupling theory and applies the sharp  $L^2$  tangent decoupling inequality of de la Peña, Yao, and Alemayehu (2025).

## 1 Introduction

Markov chain Monte Carlo (MCMC) methods are fundamental tools for approximating expectations under a target distribution  $\mu$  when direct sampling is impractical; see, e.g., [19, 28, 20]. Mathematically, an MCMC method generates a Markov chain  $(X_i)_{i \geq 0}$  on a measurable state space  $(S, \mathcal{S})$  with transition kernel  $P$  constructed such that  $\mu$  is invariant, i.e.,  $\mu P = \mu$ . For a measurable function  $f : S \rightarrow \mathbb{R}$ , the natural estimator of  $\mu(f)$  is the ergodic average

$$\bar{f}_N = \frac{1}{N} \sum_{i=1}^N f(X_i).$$

Under standard regularity assumptions [21, 11], the estimator  $\bar{f}_N$  converges almost surely to  $\mu(f)$  and its fluctuations are asymptotically Gaussian:

$$\sqrt{N}(\bar{f}_N - \mu(f)) \xrightarrow{d} \mathcal{N}(0, \sigma_f^2),$$

where the time-average variance constant

$$\sigma_f^2 = \text{Var}_\mu(f) + 2 \sum_{k=1}^{\infty} \text{Cov}_\mu(f(X_0), f(X_k))$$

governs the Monte Carlo error [1, Chapter IV].

Accurately estimating or bounding  $\sigma_f^2$  is a central problem in MCMC error assessment. Our approach introduces a *tangent-decoupled* sequence that preserves the stationary marginals of the original chain while greatly simplifying its temporal dependence; see [10] for background on decoupling methods. This construction leads to two key results: the decoupled sequence is itself a consistent estimator of  $\mu(f)$ , and comparison with the original chain yields a sharp, uniform finite-sample variance inequality. Together, these results provide a new and practical route to bounding  $\sigma_f^2$  for a broad class of modern MCMC algorithms.

### 1.1 Representation via Auxiliary Randomness

Let  $(\mathbb{A}, \mathcal{B}(\mathbb{A}))$  be a measurable space and let  $(U_i)_{i \geq 0}$  be an i.i.d. sequence of  $\mathbb{A}$ -valued random variables with common distribution  $\nu$ . Suppose there exists a measurable update map

$$\Phi : S \times \mathbb{A} \rightarrow S$$

such that the Markov chain is generated by

$$X_{i+1} = \Phi(X_i, U_i), \quad i \geq 0. \tag{1}$$

The transition kernel is  $P(x, A) = \mathbb{P}(\Phi(x, U_0) \in A)$ .

**Examples.** Many common Markov chains used in statistics and machine learning admit a representation of the form (1). We list several illustrative examples.

1. **Gibbs Sampler (Random-Scan) [7, 24].** Let  $S = \mathbb{R}^d$  and  $\mathbb{A} = \{1, \dots, d\} \times \mathbb{R}$  with  $U = (j, W)$ , where  $j$  chooses a coordinate and  $W$  is a draw from the conditional distribution of  $X_j$  given the other coordinates. The update map is

$$\Phi(x, (j, W)) = (x_1, \dots, x_{j-1}, W, x_{j+1}, \dots, x_d).$$

2. **Random-Walk Metropolis [26, 25].** Let  $S = \mathbb{R}^d$  and let  $\mathbb{A} = \mathbb{R}^d \times [0, 1]$  with  $U = (Z, V)$ , where  $Z \sim q$  is a proposal increment and  $V \sim \text{Unif}(0, 1)$ . The map

$$\Phi(x, (Z, V)) = \begin{cases} x + Z, & V \leq \alpha(x, x + Z), \\ x, & \text{otherwise,} \end{cases}$$

encodes the entire Metropolis accept-reject step.

3. **Metropolis-Adjusted Langevin Algorithm (MALA) [27].** Let  $S = \mathbb{R}^d$  and  $\mathbb{A} = \mathbb{R}^d \times [0, 1]$  with  $U = (Z, V)$ ,  $Z \sim N(0, I)$ ,  $V \sim \text{Unif}(0, 1)$ . Given step size  $h > 0$ , the proposal is

$$Y = x - h \nabla U(x) + \sqrt{2h} Z,$$

and the update map is

$$\Phi(x, (Z, V)) = \begin{cases} Y, & V \leq \alpha(x, Y), \\ x, & \text{otherwise.} \end{cases}$$

4. **Hamiltonian Monte Carlo (HMC) [12, 22].** Let  $S = \mathbb{R}^d$  and let  $\mathbb{A}$  contain all auxiliary variables needed to simulate one HMC proposal: a momentum draw  $p \sim N(0, M)$  and a sequence of Gaussian or uniform variables used in numerical integration and the acceptance decision. Let  $U = (p, W)$ , where  $W$  is the uniform variable for Metropolis correction. Define

$$\tilde{x} = \text{LeapfrogIntegrator}(x, p),$$

and the update map is

$$\Phi(x, (p, W)) = \begin{cases} \tilde{x}, & W \leq \alpha((x, p), (\tilde{x}, \tilde{p})), \\ x, & \text{otherwise,} \end{cases}$$

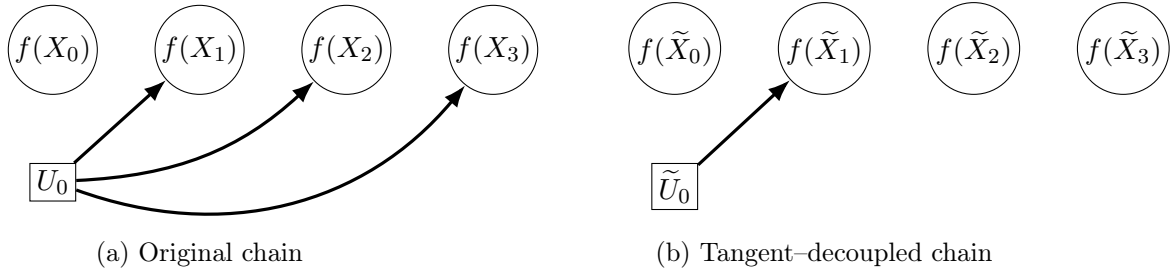


Figure 1: Propagation of auxiliary randomness in the original chain (panel (a)) versus the tangent-decoupled chain (panel (b)). In the original chain,  $U_0$  influences all downstream states. In the tangent-decoupled chain,  $\tilde{U}_0$  affects only one transition.

5. **No-U-Turn Sampler (NUTS)** [18, 6, 5]. Let  $S = \mathbb{R}^d$  and let  $\mathbb{A}$  contain all auxiliary variables needed to simulate a full NUTS trajectory: a momentum draw  $p \sim N(0, M)$ , a Bernoulli sequence  $\omega$  of left/right tree extensions, and the integration time  $t$ . The NUTS update map

$$\Phi(x, U) = \text{the point selected by NUTS driven by } U = (p, \omega, t)$$

is measurable and produces the next state of the chain. All randomness used by NUTS (momentum, the random decisions in tree growth, and the integration time) is encapsulated in  $U$ , so NUTS also fits the form (1).

## 1.2 Tangent-Decoupled Sequence

Decoupling and tangency originate in the study of dependent sequences, where one compares sums of adapted random variables with sums of conditionally independent “tangent” copies that share the same conditional distributions given the past; see, for example, [8, 10]. In that framework, a companion sequence is constructed so that each term has the same one-step conditional law as the original process, but with greatly simplified temporal dependence. Decoupling inequalities then allow one to transfer  $L^p$  bounds between the two sequences.

Motivated by this viewpoint, we now introduce a Markov-chain analogue in which the companion process is obtained by running the same update map  $\Phi$  along the realized backbone  $(X_i)$ , but replacing the original auxiliary randomness with an independent copy. The construction is inspired by the classical notion of tangency from decoupling theory, but appears to be new in the context of Markov chains generated through auxiliary randomness.

**Definition 1.1** (Tangent-decoupled sequence). Let  $(X_i)_{i \geq 0}$  be generated by (1). An independent i.i.d. copy  $(\tilde{U}_i)_{i \geq 0}$  of  $(U_i)$  is fixed. The tangent-decoupled sequence  $(\tilde{X}_i)_{i \geq 0}$  is defined by

$$\tilde{X}_{i+1} = \Phi(X_i, \tilde{U}_i), \quad i \geq 0. \quad (2)$$

Thus, the same update mechanism  $\Phi$  is applied along the realized path of the original chain, but with fresh independent auxiliary variables at each step. Figure 1 illustrates the key structural difference between the original Markov chain and the tangent-decoupled construction: in the original chain, a single realization of the auxiliary randomness propagates forward and induces long-range temporal dependence, whereas in the tangent-decoupled chain each auxiliary variable affects only a single transition.

## 1.3 Main results

This work develops a general theory of *decoupling* for Markov chains generated by i.i.d. auxiliary randomness. Our contributions have two parts. First, we show that the tangent-decoupled

sequence preserves the ergodic mean of the original chain and therefore yields a valid estimator of  $\mu(f)$ . Second, we prove a sharp nonasymptotic variance comparison that holds uniformly in the sample size and simultaneously for all observables in  $L^2(\mu)$ .

**Theorem 1.2** (Consistency of the tangent–decoupled estimator). *Let  $(X_i)_{i \geq 0}$  be a stationary and ergodic Markov chain generated by (1) with invariant distribution  $\mu$ , and let  $(\tilde{X}_i)_{i \geq 1}$  be its tangent–decoupled companion process defined in (2). Assume that  $X_0 \sim \mu$ . If  $f \in L^1(\mu)$  and  $f \circ \Phi \in L^2(\mu \times \nu)$ , then*

$$\frac{1}{n} \sum_{i=1}^n f(\tilde{X}_i) \xrightarrow{\text{a.s.}} \mu(f).$$

The tangent–decoupled sequence is therefore not merely an auxiliary construction: it yields a consistent Monte Carlo estimator of  $\mu(f)$ . This result is noteworthy for several reasons. The sequence  $(\tilde{X}_i)$  is not a Markov chain and is not generated by the transition kernel  $P$ ; it is obtained by replacing the auxiliary randomness driving the original chain with an independent copy. Such a perturbation typically destroys the long–run behavior of the chain, and there is no *a priori* reason to expect empirical averages based on  $(\tilde{X}_i)$  to converge to the correct limit.

Nevertheless, Theorem 1.2 shows that the tangent–decoupled sequence remains ergodically correct *in the sense of empirical averages*: for every integrable observable  $f$ , its empirical mean converges almost surely to  $\mu(f)$ , provided the backbone chain is stationary and ergodic and mild integrability conditions hold. Thus  $(\tilde{X}_i)$  provides a second, structurally different Monte Carlo estimator of  $\mu(f)$ ; one whose dependence structure is much simpler, since all stochastic temporal dependence arising from the auxiliary randomness has been removed.

This structural disentangling of the auxiliary randomness is what enables the second main result: a uniform finite–sample comparison of variances.

**Theorem 1.3** (Finite–sample and asymptotic variance comparison). *Let  $(X_i)_{i \geq 0}$  be generated by (1) and let  $(\tilde{X}_i)_{i \geq 0}$  be its tangent–decoupled companion sequence defined in (2). Then for every  $f \in L^2(\mu)$  and every sample size  $N \geq 1$ ,*

$$\text{Var} \left( \sum_{i=1}^N f(X_i) \right) \leq 2 \text{Var} \left( \sum_{i=1}^N f(\tilde{X}_i) \right). \quad (3)$$

Consequently, the corresponding time–average variance constants satisfy

$$\sigma_f^2 \leq 2 \tilde{\sigma}_f^2, \quad f \in L^2(\mu). \quad (4)$$

The inequality (3) is noteworthy for several reasons. First, it is *uniform in  $N$* : the comparison holds for every finite sample size, without any asymptotic limiting argument. Second, it applies *simultaneously to all  $f \in L^2(\mu)$* , without regularity conditions such as boundedness, Lipschitz continuity, or moment assumptions beyond  $L^2$ . Third, it requires neither reversibility, spectral structure, nor mixing conditions; the auxiliary–variable representation of the transition mechanism alone suffices. Finally, the constant 2 is best possible: for the AR(1) chain with  $a = \frac{1}{2}$  and  $f(x) = x$ , equality holds ( $\sigma_f^2 = 2 \tilde{\sigma}_f^2$ ); see Section 5. To our knowledge, this is the first general variance comparison of this form for Markov chains generated by i.i.d. auxiliary randomness.

As a consequence, for any MCMC algorithm of the form (1) that admits a central limit theorem, the bound (4) yields computable and provably conservative confidence intervals for  $\mu(f)$ . This is developed in Section 4. In particular, one may estimate the asymptotic variance of the tangent–decoupled sequence and use  $\sigma_f^2 \leq 2 \tilde{\sigma}_f^2$  to produce a valid upper bound for the asymptotic variance of the original chain, without relying on spectral methods, autocorrelation truncation, or mixing–rate assumptions. This leads to a simple and robust diagnostic for

quantifying Monte Carlo uncertainty across a wide range of modern samplers, including Gibbs updates, Langevin algorithms, HMC, and NUTS.

The effectiveness of this approach is demonstrated through empirical studies in Section 5 and Section 6, where we examine both the variance comparison and the behavior of the tangent–decoupled estimator itself. Across all examples, the finite–sample inequality (3) holds for both linear and nonlinear observables, and the resulting confidence intervals are consistently conservative yet informative, even in regimes where traditional HAC estimators are unstable. We also verify numerically the almost–sure consistency asserted by Theorem 1.2: empirical averages based on the tangent–decoupled sequence converge reliably to the correct mean  $\mu(f)$ , illustrating that the estimator is not only theoretically justified but also stable in practice. Taken together, these experiments show that tangent decoupling provides a broadly applicable and practically robust tool for quantifying Monte Carlo uncertainty across a wide range of algorithms, dimensions, and correlation structures.

## 2 Tangent Decoupling for Markov Chains

The goal of this section is to formalize and analyze the tangent–decoupled construction introduced in the introduction. Although the sequence  $(\tilde{X}_i)$  is neither Markovian nor generated by the transition kernel  $P$ , it enjoys two structural properties that make it surprisingly tractable: (i) given the backbone path  $(X_i)$ , the variables  $(\tilde{X}_i)$  become conditionally independent, and (ii) each  $\tilde{X}_i$  has the correct stationary marginal distribution. These two observations place the tangent–decoupled process in a regime where classical decoupling ideas can be applied, and they are the ingredients that ultimately lead to the consistency and variance comparison theorems stated in Section 1. We now establish these properties in turn.

### 2.1 Conditional Independence Given the Backbone

A key property of the tangent–decoupled sequence is that, although  $(\tilde{X}_i)$  is not Markovian and does not evolve according to the kernel  $P$ , its randomness is “conditionally fresh” at each step once the realized backbone path  $(X_i)$  is fixed. All dependence between the  $\tilde{X}_i$  flows only through their common conditioning on the backbone states  $X_0, X_1, \dots$ . This mirrors the classical idea of *decoupling* in probability: after conditioning on a suitable  $\sigma$ –algebra, the “tangent” sequence becomes independent across time.

The lemma below formalizes this conditional independence property.

**Lemma 2.1** (Conditional independence). *Let  $(X_i)$  and  $(\tilde{X}_i)$  be as in (1)–(2), and let  $\mathcal{G} := \sigma(X_i : i \geq 0)$  be the  $\sigma$ –algebra generated by the backbone chain  $(X_i)$ . Then the sequence  $(\tilde{X}_i)_{i \geq 1}$  is conditionally independent given  $\mathcal{G}$ .*

*Proof.* For each  $k \geq 1$ ,

$$\tilde{X}_k = \Phi(X_{k-1}, \tilde{U}_{k-1}),$$

where  $(\tilde{U}_i)$  is i.i.d. and independent of  $X_0$  and  $(U_i)$ .

Conditional on  $\mathcal{G}$ :

- the backbone values  $X_0, X_1, \dots$  are fixed;
- the maps  $u \mapsto \Phi(X_{k-1}, u)$  are deterministic;
- the auxiliary variables  $\tilde{U}_0, \tilde{U}_1, \dots$  remain independent, since they are independent of  $\mathcal{G}$ .

Thus each  $\tilde{X}_k$  is a measurable function of an independent variable  $\tilde{U}_{k-1}$ , and hence the family  $(\tilde{X}_k)_{k \geq 1}$  is conditionally independent given  $\mathcal{G}$ .  $\square$

## 2.2 Stationary Marginals

In this part, we assume that  $P$  admits a stationary distribution  $\mu$  and that the chain is started in stationarity, so that  $X_0 \sim \mu$  and hence  $X_i \sim \mu$  for all  $i \geq 0$ . The next lemma shows that stationarity is preserved exactly: every  $\tilde{X}_i$  has distribution  $\mu$ .

**Lemma 2.2** (Stationary marginals under tangent decoupling). *Let  $(\tilde{X}_i)$  be defined by (2). Then, for every  $i \geq 1$ ,*

$$\tilde{X}_i \sim \mu.$$

*Proof.* Fix  $i \geq 0$  and let  $g : S \rightarrow \mathbb{R}$  be bounded and measurable. Conditioning on  $X_i$  and using independence of  $\tilde{U}_i$ ,

$$\mathbb{E}[g(\tilde{X}_{i+1})|X_i] = \int_S g(y) P(X_i, dy).$$

Since  $X_i \sim \mu$ ,

$$\mathbb{E}[g(\tilde{X}_{i+1})] = \int_S \int_S g(y) P(x, dy) \mu(dx) = \int_S g(y) \mu(dy),$$

the last equality being the stationarity relation  $\mu P = \mu$ . Thus  $\tilde{X}_{i+1} \sim \mu$ .  $\square$

## 2.3 Consistency of the Tangent–Decoupled Estimator

A natural question raised by Lemmas 2.1 and 2.2 is whether the tangent–decoupled sequence  $(\tilde{X}_i)$ , which is neither Markovian nor generated by the original transition kernel, can nonetheless be used to estimate expectations with respect to the target distribution  $\mu$ . The key observation is that  $(\tilde{X}_i)$  has the correct stationary marginals (Lemma 2.2) and exhibits conditional independence given the backbone (Lemma 2.1), a structure that is fundamentally different from the dependence present in the original chain.

The following theorem shows that, under the same mild conditions ensuring a law of large numbers for  $(X_i)$ , the empirical mean based on  $(\tilde{X}_i)$  converges almost surely to  $\mu(f)$  for every integrable observable  $f$ . Thus the tangent–decoupled sequence provides an estimator with the *same* asymptotic mean as the original chain but with a simplified dependence structure.

**Theorem 2.3** (Consistency of the tangent–decoupled estimator). *Let  $(X_i)_{i \geq 0}$  be a stationary and ergodic Markov chain with invariant distribution  $\mu$ , defined by (1), and let  $(\tilde{X}_i)_{i \geq 0}$  be the associated tangent–decoupled sequence defined by (2), with  $X_0 \sim \mu$ . Let  $f : S \rightarrow \mathbb{R}$  satisfy  $f \in L^1(\mu)$  and  $f \circ \Phi \in L^2(\mu \times \nu)$ . Then*

$$\frac{1}{n} \sum_{i=1}^n f(\tilde{X}_i) \xrightarrow{\text{a.s.}} \mu(f).$$

*Proof.* Define the conditional expectation

$$g(x) := \mathbb{E}[f(\Phi(x, U_0))],$$

which is finite  $\mu$ -a.e. because  $f \circ \Phi \in L^2(\mu \times \nu)$  (hence in  $L^1(\mu \times \nu)$  since  $\mu \times \nu$  is a probability measure). We decompose the tangent–decoupled estimator into a “backbone term” and a “fluctuation term”:

$$\frac{1}{n} \sum_{i=1}^n f(\tilde{X}_i) = \underbrace{\frac{1}{n} \sum_{i=1}^n g(X_{i-1})}_{A_n} + \underbrace{\frac{1}{n} \sum_{i=1}^n (f(\tilde{X}_i) - g(X_{i-1}))}_{B_n}.$$

We treat the two terms separately.

**Step 1: Convergence of  $A_n$ .** Since  $\mu$  is stationary,

$$\mu(g) = \int_S g(x) \mu(dx) = \int_S \int_U f(\Phi(x, u)) \nu(du) \mu(dx) = \int_S f(y) \mu(dy) = \mu(f),$$

using the invariance identity  $\mu P = \mu$ . Because  $g \in L^1(\mu)$  and  $(X_i)$  is ergodic, the ergodic theorem gives

$$A_n = \frac{1}{n} \sum_{i=1}^n g(X_i) \xrightarrow{\text{a.s.}} \mu(g) = \mu(f).$$

**Step 2: Convergence of  $B_n$ .** Define

$$Y_i := f(\tilde{X}_i) - g(X_{i-1}).$$

We will show that  $\frac{1}{n} \sum_{i=1}^n Y_i \rightarrow 0$  a.s.

First, by Lemma 2.1, the sequence  $(\tilde{X}_i)$  is conditionally independent given  $\mathcal{G} := \sigma(X_i : i \geq 0)$ . Therefore, the sequence  $(Y_i)$  is also conditionally independent given  $\mathcal{G}$ .

Second, for each  $i$ ,

$$\mathbb{E}[Y_i \mid X_{i-1}] = \mathbb{E}[f(\Phi(X_{i-1}, \tilde{U}_{i-1})) \mid X_{i-1}] - g(X_{i-1}) = 0.$$

Thus  $(Y_i)$  is a sequence of conditionally independent, conditionally mean-zero random variables.

Third, we compute conditional variances. Since  $f \circ \Phi \in L^2(\mu \times \nu)$ ,

$$\mathbb{E}[Y_i^2] = \mathbb{E}[(f(\Phi(X_i, \tilde{U}_i)) - g(X_i))^2] < \infty.$$

Define

$$V_i := \text{Var}(Y_i \mid X_i).$$

Because  $Y_i$  is centered given  $X_i$ ,

$$V_i = \mathbb{E}[Y_i^2 \mid X_i] \leq \mathbb{E}[Y_i^2].$$

Stationarity of  $(X_i, \tilde{U}_i)$  implies  $\mathbb{E}[Y_i^2] = \mathbb{E}[Y_0^2]$  for all  $i$ .

Consider the series

$$S := \sum_{i=1}^{\infty} \frac{V_i}{i^2}.$$

We have

$$\mathbb{E}[S] = \sum_{i=1}^{\infty} \frac{\mathbb{E}[V_i]}{i^2} \leq \mathbb{E}[Y_0^2] \sum_{i=1}^{\infty} \frac{1}{i^2} < \infty.$$

Since  $S$  is nonnegative,  $\mathbb{E}[S] < \infty$  implies  $S < \infty$  almost surely.

Now condition on  $\mathcal{G}$ . Given  $\mathcal{G}$ , the variables  $(Y_i)$  are independent, mean-zero, and satisfy

$$\sum_{i=1}^{\infty} \frac{\text{Var}(Y_i \mid \mathcal{G})}{i^2} = \sum_{i=1}^{\infty} \frac{V_i}{i^2} < \infty \quad \text{a.s.}$$

Thus Kolmogorov's strong law for independent, not necessarily identically distributed, mean-zero variables yields

$$B_n = \frac{1}{n} \sum_{i=1}^n Y_i \xrightarrow{\text{a.s.}} 0.$$

**Step 3: Combine the limits.** We have shown

$$A_n \rightarrow \mu(f) \quad \text{a.s.}, \quad B_n \rightarrow 0 \quad \text{a.s.}$$

and therefore

$$\frac{1}{n} \sum_{i=1}^n f(\tilde{X}_i) = A_n + B_n \xrightarrow{\text{a.s.}} \mu(f).$$

□

**Remark 2.4** (Effect of averaging multiple tangent draws). A natural extension of the tangent–decoupled estimator is to generate, for each backbone state  $X_i$ , multiple independent tangent draws

$$\tilde{X}_{i,1}, \dots, \tilde{X}_{i,M}, \quad \tilde{X}_{i,m} := \Phi(X_i, \tilde{U}_{i,m}), \quad \tilde{U}_{i,m} \stackrel{\text{i.i.d.}}{\sim} \nu,$$

and to consider the averaged estimator

$$\hat{\mu}_{n,M}(f) := \frac{1}{nM} \sum_{i=1}^n \sum_{m=1}^M f(\tilde{X}_{i,m}).$$

By conditional independence, this estimator remains unbiased and consistent for  $\mu(f)$ .

As  $M \rightarrow \infty$ , the auxiliary randomness is averaged out and

$$\hat{\mu}_{n,M}(f) \longrightarrow \frac{1}{n} \sum_{i=1}^n g(X_i), \quad g(x) := \mathbb{E}[f(\Phi(x, U))] = (Pf)(x),$$

almost surely for fixed  $n$ . In particular, the estimator remains consistent in the limit  $M \rightarrow \infty$ , since  $\mu(g) = \mu(f)$  by invariance of  $\mu$  under  $P$ . Consequently, increasing  $M$  does not yield an estimator whose variance approaches  $\text{Var}_\mu(f)$ ; rather, it produces a Rao–Blackwellized estimator based on the backbone chain with observable  $g = Pf$ .

If a central limit theorem holds for additive functionals of  $(X_i)$ , the corresponding asymptotic variance is

$$\sigma_g^2 = \text{Var}_\mu(g(X_0)) + 2 \sum_{k \geq 1} \text{Cov}_\mu(g(X_0), g(X_k)),$$

which in general differs from the asymptotic variance

$$\sigma_f^2 = \text{Var}_\mu(f(X_0)) + 2 \sum_{k \geq 1} \text{Cov}_\mu(f(X_0), f(X_k))$$

of the standard Markov chain estimator. In particular, even in the limit  $M \rightarrow \infty$ , the variance is governed by the temporal dependence of the backbone chain and not by the marginal variance  $\text{Var}_\mu(f)$ .

When the backbone kernel  $P$  is reversible, the transformation  $f \mapsto Pf$  attenuates high-frequency spectral components while leaving slow modes essentially unchanged. Thus averaging over tangent draws removes variance due to auxiliary randomness but does not eliminate the intrinsic correlation structure of the backbone chain.

## 2.4 Tangency and Its Preservation

Tangency is the property that links the original Markov chain  $(X_i)$  with its tangent–decoupled companion  $(\tilde{X}_i)$ . In the language of decoupling theory [10], two sequences are *tangent* if they share the same conditional laws given the past. This property is the key to transferring  $L^2$  bounds from the conditionally independent sequence  $(\tilde{X}_i)$  to the dependent sequence  $(X_i)$ .



**Definition 2.5** (Tangent sequences). Let  $(\mathcal{F}_i)_{i \geq 0}$  be a filtration. Two sequences  $(d_i)_{i \geq 1}$  and  $(e_i)_{i \geq 1}$  are  $\mathcal{F}_{i-1}$ -tangent if for each  $i \geq 1$ :

$$\mathcal{L}(d_i | \mathcal{F}_{i-1}) = \mathcal{L}(e_i | \mathcal{F}_{i-1}) \quad \text{a.s.}$$

where  $\mathcal{L}(\cdot | \mathcal{F}_{i-1})$  denotes the conditional distribution given  $\mathcal{F}_{i-1}$ .

**Lemma 2.6** (Tangency of original and decoupled chains). *Let  $\mathcal{F}_{i-1}$  be the filtration defined by*

$$\mathcal{F}_{i-1} = \sigma(X_0, X_1, \dots, X_{i-1}; \tilde{X}_1, \dots, \tilde{X}_{i-1}).$$

*The sequences  $(X_i)_{i \geq 1}$  and  $(\tilde{X}_i)_{i \geq 1}$  are  $\mathcal{F}_{i-1}$ -tangent.*

*Proof.* For each  $i \geq 1$ ,

$$X_i = \Phi(X_{i-1}, U_{i-1}), \quad \tilde{X}_i = \Phi(X_{i-1}, \tilde{U}_{i-1}),$$

where  $U_{i-1}$  and  $\tilde{U}_{i-1}$  are independent of  $\mathcal{F}_{i-1}$  and identically distributed with law  $\nu$ . Hence

$$\mathcal{L}(X_i | \mathcal{F}_{i-1}) = P(X_{i-1}, \cdot) = \mathcal{L}(\tilde{X}_i | \mathcal{F}_{i-1}).$$

□

The next lemma shows that tangency is stable under arbitrary measurable transformations. This is crucial because the variance comparison in Section 3 is performed not on the states themselves but on transformed variables such as  $f(X_i)$ .

**Lemma 2.7** (Tangency preserved under measurable transformations). *Let  $(d_i)_{i \geq 1}$  and  $(e_i)_{i \geq 1}$  be sequences of random variables taking values in a measurable space  $(S, \mathcal{S})$ , and let  $(\mathcal{F}_i)_{i \geq 0}$  be a filtration. Suppose  $(d_i)$  and  $(e_i)$  are  $\mathcal{F}_{i-1}$ -tangent. Then for any measurable function  $f : S \rightarrow \mathbb{R}$ :*

- (a) *The sequences  $(f(d_i))$  and  $(f(e_i))$  are  $\mathcal{F}_{i-1}$ -tangent.*
- (b) *If  $(e_i)$  is conditionally independent given a  $\sigma$ -algebra  $\mathcal{G}$ , then  $(f(e_i))$  is also conditionally independent given  $\mathcal{G}$ .*

*Proof. Part (a).* Fix  $i \geq 1$ . Let  $\kappa_d(\omega, \cdot)$  and  $\kappa_e(\omega, \cdot)$  denote regular conditional distributions of  $d_i$  and  $e_i$  given  $\mathcal{F}_{i-1}$ . By  $\mathcal{F}_{i-1}$ -tangency, there exists a null set  $N_0$  such that for all  $\omega \notin N_0$ ,

$$\kappa_d(\omega, A) = \kappa_e(\omega, A) \quad \text{for all } A \in \mathcal{S}.$$

The conditional distribution of  $f(d_i)$  given  $\mathcal{F}_{i-1}$  is the pushforward measure  $\kappa_d(\omega, \cdot) \circ f^{-1}$ , and similarly for  $f(e_i)$ . To establish tangency, it therefore suffices to show that these pushforward measures agree almost surely.

Let

$$\mathcal{C} := \{(-\infty, q] : q \in \mathbb{Q}\},$$

a countable  $\pi$ -system generating  $\mathcal{B}(\mathbb{R})$ . For any  $B \in \mathcal{C}$  and  $\omega \notin N_0$ , measurability of  $f$  implies  $f^{-1}(B) \in \mathcal{S}$ , and hence

$$(\kappa_d(\omega, \cdot) \circ f^{-1})(B) = \kappa_d(\omega, f^{-1}(B)) = \kappa_e(\omega, f^{-1}(B)) = (\kappa_e(\omega, \cdot) \circ f^{-1})(B). \quad (5)$$

For fixed  $\omega \notin N_0$ , define

$$\mathcal{D}_\omega := \{B \in \mathcal{B}(\mathbb{R}) : (\kappa_d(\omega, \cdot) \circ f^{-1})(B) = (\kappa_e(\omega, \cdot) \circ f^{-1})(B)\}.$$

Then:

- $\mathcal{D}_\omega$  is a  $\lambda$ -system (closed under complements and countable disjoint unions);

- $\mathcal{C} \subseteq \mathcal{D}_\omega$  by (5);
- $\mathcal{C}$  is a  $\pi$ -system generating  $\mathcal{B}(\mathbb{R})$ .

By the  $\pi$ - $\lambda$  theorem,

$$\mathcal{D}_\omega = \mathcal{B}(\mathbb{R}).$$

Thus, for all  $\omega \notin N_0$ ,

$$\mathcal{L}(f(d_i) \mid \mathcal{F}_{i-1})(\omega) = \mathcal{L}(f(e_i) \mid \mathcal{F}_{i-1})(\omega),$$

and hence  $(f(d_i))$  and  $(f(e_i))$  are  $\mathcal{F}_{i-1}$ -tangent.

**Part (b).** Suppose  $(e_i)$  is conditionally independent given  $\mathcal{G}$ . By definition, for all  $n \geq 1$  and all bounded measurable functions  $g_1, \dots, g_n : S \rightarrow \mathbb{R}$ ,

$$\mathbb{E} \left[ \prod_{k=1}^n g_k(e_k) \mid \mathcal{G} \right] = \prod_{k=1}^n \mathbb{E}[g_k(e_k) \mid \mathcal{G}] \quad \text{a.s.}$$

Let  $h_1, \dots, h_n : \mathbb{R} \rightarrow \mathbb{R}$  be bounded measurable functions and define  $g_k := h_k \circ f$ , which are bounded measurable functions on  $S$ . Applying the above identity yields

$$\mathbb{E} \left[ \prod_{k=1}^n h_k(f(e_k)) \mid \mathcal{G} \right] = \prod_{k=1}^n \mathbb{E}[h_k(f(e_k)) \mid \mathcal{G}] \quad \text{a.s.}$$

Since this holds for all  $n \geq 1$  and all bounded measurable  $h_1, \dots, h_n$ , it follows that  $(f(e_i))$  is conditionally independent given  $\mathcal{G}$ . □

### 3 Variance Comparison

For  $f \in L^2(\mu)$ , define the centered sequences

$$d_i = f(X_i) - \mu(f), \quad e_i = f(\tilde{X}_i) - \mu(f).$$

Assume the following limits exist and are finite:

$$\sigma_f^2 = \lim_{N \rightarrow \infty} N \operatorname{Var} \left( \frac{1}{N} \sum_{i=1}^N d_i \right), \quad \tilde{\sigma}_f^2 = \lim_{N \rightarrow \infty} N \operatorname{Var} \left( \frac{1}{N} \sum_{i=1}^N e_i \right).$$

**Theorem 3.1** (Finite-sample and asymptotic variance domination). *Let  $(X_i)_{i \geq 0}$  be a Markov chain of the form (1), and let  $(\tilde{X}_i)_{i \geq 0}$  be its tangent-decoupled sequence (2). Then for every  $f \in L^2(\mu)$  and every  $N \geq 1$ ,*

$$\operatorname{Var} \left( \sum_{i=1}^N d_i \right) \leq 2 \operatorname{Var} \left( \sum_{i=1}^N e_i \right). \quad (6)$$

Consequently,  $\sigma_f^2 \leq 2 \tilde{\sigma}_f^2$ .

The proof is an application of the sharp  $L^2$  tangent decoupling inequality of de la Peña, Yao, and Alemayehu (2025) [9], after verifying that  $(d_i)$  and  $(e_i)$  satisfy the required tangency and conditional independence conditions.

**Remark 3.2** (Sharpness of the constant). The factor 2 in Theorem 3.1 cannot be improved in general. Section 5 shows that for the stationary AR(1) chain

$$X_{i+1} = aX_i + \xi_i, \quad |a| < 1,$$

with observable  $f(x) = x$ , the ratio  $\sigma_f^2 / \tilde{\sigma}_f^2$  is equal to 2 when  $a = \frac{1}{2}$ . Thus equality is attained, and the constant in the variance domination inequality is optimal.

*Proof.* By Lemmas 2.6 and 2.7, the sequences  $(d_i)$  and  $(e_i)$  are  $\mathcal{F}_{i-1}$ -tangent, and  $(e_i)$  is conditionally independent given  $\mathcal{G} = \sigma(X_i : i \geq 0)$ .

By the  $L^2$  decoupling inequality of de la Peña, Yao and Alemnayehu (2025) [9], for all  $N \geq 1$  we have

$$\mathbb{E} \left[ \left( \sum_{i=1}^N d_i \right)^2 \right] \leq 2 \mathbb{E} \left[ \left( \sum_{i=1}^N e_i \right)^2 \right].$$

Moreover, tangency implies  $\mathbb{E}[d_i] = \mathbb{E}[e_i]$  for each  $i$  (by equality of conditional expectations under tangency), hence

$$\text{Var} \left( \sum_{i=1}^N d_i \right) = \mathbb{E} \left[ \left( \sum_{i=1}^N d_i \right)^2 \right] - \left( \mathbb{E} \left[ \sum_{i=1}^N d_i \right] \right)^2,$$

and similarly for  $(e_i)$ . Since the expectations of the sums coincide, the same inequality holds for the variances:

$$\text{Var} \left( \sum_{i=1}^N d_i \right) \leq 2 \text{Var} \left( \sum_{i=1}^N e_i \right),$$

which is (6).

Dividing both sides by  $N$  yields

$$\text{Var} \left( \frac{1}{\sqrt{N}} \sum_{i=1}^N d_i \right) \leq 2 \text{Var} \left( \frac{1}{\sqrt{N}} \sum_{i=1}^N e_i \right).$$

Letting  $N \rightarrow \infty$  gives  $\sigma_f^2 \leq 2\tilde{\sigma}_f^2$ , as required.  $\square$

## 4 Consequences for confidence bounds

This section shows how the variance domination in Theorem 3.1 can be used to construct practical and conservative confidence bounds for  $\mu(f)$ .

For  $N \geq 1$  define the empirical means

$$\bar{f}_N := \frac{1}{N} \sum_{i=1}^N f(X_i), \quad \bar{f}_N^{\tilde{X}} := \frac{1}{N} \sum_{i=1}^N f(\tilde{X}_i),$$

so that

$$\sum_{i=1}^N d_i = N(\bar{f}_N - \mu(f)), \quad \sum_{i=1}^N e_i = N(\bar{f}_N^{\tilde{X}} - \mu(f)),$$

where  $d_i := f(X_i) - \mu(f)$  and  $e_i := f(\tilde{X}_i) - \mu(f)$ . The finite-sample variance comparison of Theorem 3.1 gives

$$\text{Var}(\bar{f}_N) = \frac{1}{N^2} \text{Var} \left( \sum_{i=1}^N d_i \right) \leq \frac{2}{N^2} \text{Var} \left( \sum_{i=1}^N e_i \right) = 2 \text{Var}(\bar{f}_N^{\tilde{X}}). \quad (7)$$

To make use of this bound, we require an estimator of the decoupled long-run variance. This can be obtained using standard long-run variance estimators, such as the Bartlett or Newey–West HAC estimators [4, 23]. These estimators are widely used for dependent data and have also been employed in the MCMC context; see, for example, [13, 2, 14] for discussion and theoretical guarantees. In addition, since many MCMC methods used in probabilistic programming languages (including NUTS) are reversible, it is natural to employ Geyer’s initial positive sequence (IPS) estimator [16]. The IPS estimator exploits a structural positivity property of

the autocorrelation function that holds for reversible Markov chains, yielding a stable and fully automatic truncation rule for estimating the long-run variance. As shown in Section 6, this positivity property is inherited by the tangent-decoupled sequence, making Geyer's method particularly well suited for uncertainty quantification in the present setting.

**Assumption 4.1** (Consistent estimator of the decoupled variance). There exists an estimator  $\tilde{\sigma}_{f,N}^2$  such that

$$\tilde{\sigma}_{f,N}^2 \xrightarrow{P} \tilde{\sigma}_f^2 \quad (N \rightarrow \infty),$$

where  $\tilde{\sigma}_f^2$  is the long-run (asymptotic) variance of  $\bar{f}_N^{\tilde{X}}$ . We additionally assume that  $\tilde{\sigma}_f^2 > 0$ .

Assumption 4.1 is mild: it holds whenever  $(e_i)$  admits a long-run variance and satisfies a standard CLT (for example, under geometric ergodicity of  $(X_i)$  together with  $f \in L^2(\mu)$ ).

We now obtain a conservative confidence interval for  $\mu(f)$ .

**Corollary 4.2** (Confidence intervals under CLT). *Suppose the assumptions of Theorem 3.1 and Assumption 4.1 hold, and assume that*

$$\sqrt{N}(\bar{f}_N - \mu(f)) \xrightarrow{d} N(0, \sigma_f^2) \quad (N \rightarrow \infty),$$

where  $\sigma_f^2 = \lim_{N \rightarrow \infty} N \text{Var}(\bar{f}_N)$ . Then for any  $\alpha \in (0, 1)$  the interval

$$\text{CI}_N(f) := \bar{f}_N \pm z_{1-\alpha/2} \sqrt{\frac{2\tilde{\sigma}_{f,N}^2}{N}}$$

is an asymptotically conservative  $(1 - \alpha)$  confidence interval for  $\mu(f)$ , i.e.

$$\liminf_{N \rightarrow \infty} \mathbb{P}(\mu(f) \in \text{CI}_N(f)) \geq 1 - \alpha.$$

Before turning to the proof, it is useful to summarize the structure of the argument. The variance comparison from Theorem 3.1 implies that the true asymptotic variance  $\sigma_f^2$  of the original empirical mean is no larger than twice that of the tangent-decoupled sequence. When combined with the CLT for  $\bar{f}_N$  and the consistency of the variance estimator  $\tilde{\sigma}_{f,N}^2$ , this leads to a standardized statistic whose limiting variance does not exceed one. The resulting bound guarantees that the normal quantile yields conservative long-run coverage.

*Proof.* By Theorem 3.1,

$$\sigma_f^2 \leq 2\tilde{\sigma}_f^2.$$

Let

$$T_N := \frac{\sqrt{N}(\bar{f}_N - \mu(f))}{\sqrt{2\tilde{\sigma}_{f,N}^2}}.$$

We analyze the limiting distribution of  $T_N$ . By the assumed CLT for  $(X_i)$ ,

$$\sqrt{N}(\bar{f}_N - \mu(f)) \xrightarrow{d} N(0, \sigma_f^2).$$

By Assumption 4.1,

$$\tilde{\sigma}_{f,N}^2 \xrightarrow{P} \tilde{\sigma}_f^2, \quad \text{so} \quad \frac{1}{\sqrt{2\tilde{\sigma}_{f,N}^2}} \xrightarrow{P} \frac{1}{\sqrt{2\tilde{\sigma}_f^2}}.$$

Since  $\tilde{\sigma}_{f,N}^2$  is positive with probability tending to 1, Slutsky's theorem yields

$$T_N = \frac{\sqrt{N}(\bar{f}_N - \mu(f))}{\sqrt{2\tilde{\sigma}_{f,N}^2}} \xrightarrow{d} N(0, \tau^2), \quad \tau^2 := \frac{\sigma_f^2}{2\tilde{\sigma}_f^2}.$$

By Theorem 3.1,  $\tau^2 \leq 1$ .

Fix  $\alpha \in (0, 1)$ . Let  $z_{1-\alpha/2}$  denote the  $(1 - \alpha/2)$  standard normal quantile. For any  $\tau^2 \leq 1$ , the normal distribution  $N(0, \tau^2)$  is stochastically dominated by  $N(0, 1)$  in absolute value, since

$$\mathbb{P}(|Z_\tau| \leq z_{1-\alpha/2}) = \mathbb{P}(|\tau Z| \leq z_{1-\alpha/2}) = \mathbb{P}(|Z| \leq z_{1-\alpha/2}/\tau) \geq \mathbb{P}(|Z| \leq z_{1-\alpha/2}),$$

where  $Z \sim N(0, 1)$ . Therefore,

$$\liminf_{N \rightarrow \infty} \mathbb{P}(|T_N| \leq z_{1-\alpha/2}) \geq 1 - \alpha.$$

Finally, the event  $\{|T_N| \leq z_{1-\alpha/2}\}$  is precisely

$$\mu(f) \in \bar{f}_N \pm z_{1-\alpha/2} \sqrt{\frac{2\tilde{\sigma}_{f,N}^2}{N}},$$

so

$$\liminf_{N \rightarrow \infty} \mathbb{P}(\mu(f) \in \text{CI}_N(f)) \geq 1 - \alpha,$$

as claimed.  $\square$

**Remark 4.3.** Although we focus here on CLT-based confidence intervals, the variance domination result of Theorem 3.1 can also be combined with Chebyshev-type arguments to obtain conservative bounds without assuming asymptotic normality [29]. We omit these extensions, which follow standard arguments, to keep the presentation focused.

## 5 Case Study: The AR(1) Process

We illustrate the tangent–decoupling construction in the setting of the stationary Gaussian autoregressive process

$$X_{i+1} = aX_i + \xi_i, \quad |a| < 1, \quad (8)$$

where  $(\xi_i)_{i \geq 0}$  are i.i.d.  $N(0, 1)$  and independent of  $X_0$ . In stationarity,

$$X_i \sim \mathcal{N}(0, \sigma_0^2), \quad \sigma_0^2 = \frac{1}{1 - a^2}.$$

The update map is  $\Phi(x, u) = ax + u$ , so the auxiliary variables are the innovations  $U_i = \xi_i$ .

### 5.1 Tangent–decoupled sequence

Let  $(\tilde{U}_i) = (\tilde{\xi}_i)$  be an independent i.i.d. copy of  $(U_i)$ . Following Definition 1.1, the tangent–decoupled chain  $(\tilde{X}_i)$  associated with (8) is defined recursively by

$$\tilde{X}_{i+1} := \Phi(X_i, \tilde{U}_i) = aX_i + \tilde{\xi}_i, \quad i \geq 0.$$

Thus  $\tilde{X}_{i+1}$  applies the same update map to the same state  $X_i$  but with an independent innovation. Both chains have the same marginals:

$$\tilde{X}_i \stackrel{d}{=} X_i, \quad \text{for all } i.$$

## 5.2 TAVCs for linear observables

Consider the observable  $f(x) = x$ . Write

$$\sigma_f^2 = \lim_{N \rightarrow \infty} N \operatorname{Var}_\mu \left( \frac{1}{N} \sum_{i=1}^N f(X_i) \right), \quad \tilde{\sigma}_f^2 = \lim_{N \rightarrow \infty} N \operatorname{Var}_\mu \left( \frac{1}{N} \sum_{i=1}^N f(\tilde{X}_i) \right).$$

The original chain satisfies

$$\operatorname{Cov}(X_i, X_{i+k}) = \sigma_0^2 a^k.$$

Thus

$$\sigma_f^2 = \sigma_0^2 + 2 \sum_{k=1}^{\infty} \sigma_0^2 a^k = \frac{1}{(1-a)^2}.$$

For the tangent-decoupled chain,

$$\tilde{X}_{i+1} = aX_i + \tilde{\xi}_i,$$

and since  $\tilde{\xi}_i$  is independent of all other terms,

$$\operatorname{Cov}(\tilde{X}_i, \tilde{X}_{i+k}) = \operatorname{Cov}(aX_{i-1}, aX_{i+k-1}) = \sigma_0^2 a^{k+2}, \quad k \geq 1.$$

Hence

$$\tilde{\sigma}_f^2 = \sigma_0^2 + 2 \sum_{k=1}^{\infty} \sigma_0^2 a^{k+2} = \sigma_0^2 \left( 1 + \frac{2a^3}{1-a} \right).$$

Using  $\sigma_0^2 = (1-a^2)^{-1}$  and simplifying gives

$$\tilde{\sigma}_f^2 = \frac{1-a+2a^3}{(1-a)^2(1+a)}.$$

A direct computation shows

$$\frac{\tilde{\sigma}_f^2}{\sigma_f^2} = 2 \left( a - \frac{1}{2} \right)^2 + \frac{1}{2} \geq \frac{1}{2},$$

which is consistent with the variance domination predicted by Theorem 3.1:

$$\sigma_f^2 \leq 2 \tilde{\sigma}_f^2.$$

The AR(1) structure allows us to go further: the tangent-decoupled chain dominates not only integrated variances but also the entire Toeplitz covariance matrix in Loewner order:

**Proposition 5.1** (Toeplitz covariance domination). *Let  $\Sigma_d$  and  $\tilde{\Sigma}_d$  denote the covariance matrices of  $(X_0, \dots, X_{d-1})$  and  $(\tilde{X}_0, \dots, \tilde{X}_{d-1})$ , where  $(X_i)$  is the stationary AR(1) chain and  $(\tilde{X}_i)$  is its tangent-decoupled version with  $\tilde{X}_0 = X_0$ . Then for every  $d \geq 1$ ,*

$$\Sigma_d \preceq 2 \tilde{\Sigma}_d,$$

i.e. the difference  $2\tilde{\Sigma}_d - \Sigma_d$  is positive semidefinite.

*Proof.* From the covariance formulas computed above,

$$\gamma_k = \operatorname{Cov}(X_0, X_k) = \sigma_0^2 a^{|k|}, \quad \tilde{\gamma}_k = \operatorname{Cov}(\tilde{X}_0, \tilde{X}_k) = \begin{cases} \sigma_0^2, & k = 0, \\ \sigma_0^2 a^{|k|+2}, & k \neq 0, \end{cases}$$

with  $\tilde{X}_0 = X_0$  ensuring  $\tilde{\gamma}_0 = \gamma_0$ . Their Toeplitz power spectral densities [17] are

$$f(\theta) = \frac{1}{1 + a^2 - 2a \cos \theta}, \quad \tilde{f}(\theta) = a^2 f(\theta) + 1.$$

To verify that  $2\tilde{f}(\theta) \geq f(\theta)$  for all  $\theta$ , observe that

$$2\tilde{f}(\theta) - f(\theta) = (2a^2 - 1) f(\theta) + 2. \quad (9)$$

Since

$$f(\theta) \in \left[ \frac{1}{(1+a)^2}, \frac{1}{(1-a)^2} \right],$$

the minimum of the right-hand side of (9) depends on the sign of  $2a^2 - 1$ .

*Case 1:*  $2a^2 - 1 \geq 0$ . In this case the expression is increasing in  $f(\theta)$ , so the minimum occurs at  $f_{\min} = (1+a)^{-2}$ . Thus

$$\min_{\theta} (2\tilde{f}(\theta) - f(\theta)) = (2a^2 - 1) \frac{1}{(1+a)^2} + 2 \geq 0.$$

*Case 2:*  $2a^2 - 1 < 0$ . Now the expression is decreasing in  $f(\theta)$ , so the minimum occurs at  $f_{\max} = (1-a)^{-2}$ . Hence

$$\min_{\theta} (2\tilde{f}(\theta) - f(\theta)) = (2a^2 - 1) \frac{1}{(1-a)^2} + 2 = \frac{4(a - \frac{1}{2})^2}{(1-a)^2} \geq 0.$$

In both cases we conclude that  $2\tilde{f}(\theta) - f(\theta) \geq 0$  for all  $\theta \in [-\pi, \pi]$ , and therefore  $f(\theta) \leq 2\tilde{f}(\theta)$  as claimed.

For Toeplitz covariance matrices,

$$v^\top \Sigma_d v = \frac{1}{2\pi} \int_{-\pi}^{\pi} |p_v(e^{i\theta})|^2 f(\theta) d\theta,$$

and similarly for  $\tilde{\Sigma}_d$  with  $\tilde{f}$ . The pointwise inequality  $f \leq 2\tilde{f}$  therefore implies

$$v^\top \Sigma_d v \leq 2 v^\top \tilde{\Sigma}_d v \quad \text{for all } v \in \mathbb{R}^d,$$

which is exactly the Loewner-order inequality  $\Sigma_d \preceq 2\tilde{\Sigma}_d$ .  $\square$

### 5.3 Quadratic and discontinuous observables

A similar analysis can be carried out for nonlinear  $f$ . For example, for  $f(x) = x^2$  one uses the Gaussian identity

$$\text{Cov}(X_i^2, X_{i+k}^2) = 2 \text{Cov}(X_i, X_{i+k})^2,$$

yielding

$$\sigma_{x^2}^2 = 2\sigma_0^4 \left( 1 + \frac{2a^2}{1-a^2} \right) = \frac{2(1+a^2)}{(1-a^2)^3}, \quad \tilde{\sigma}_{x^2}^2 = 2\sigma_0^4 \left( 1 + \frac{2a^6}{1-a^2} \right) = \frac{2(1-a^2+2a^6)}{(1-a^2)^3}.$$

and again  $\sigma_{x^2}^2 \leq 2\tilde{\sigma}_{x^2}^2$ .

For a discontinuous observable such as

$$f(x) = \mathbf{1}_{\{x > c\}},$$

the covariance can be written in terms of bivariate Gaussian tail probabilities:

$$\text{Cov}(f(X_i), f(X_{i+k})) = \Phi_2(c, c; a^k) - \Phi(c)^2,$$

where  $\Phi$  is the standard normal CDF and  $\Phi_2(\cdot, \cdot; \rho)$  denotes the bivariate standard normal CDF with correlation  $\rho$ . For the tangent-decoupled chain this becomes

$$\Phi_2(c, c; a^{k+2}) - \Phi(c)^2,$$

again reducing correlations and preserving the inequality of Theorem 3.1.

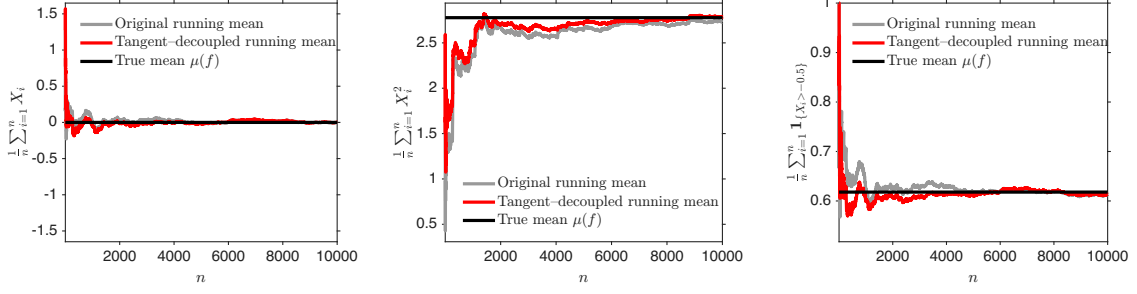


Figure 2: Consistency of the tangent-decoupled estimator in the AR(1) example. Each panel shows the running mean  $\frac{1}{n} \sum_{i=1}^n f(X_i)$  (solid gray) and its tangent-decoupled analogue  $\frac{1}{n} \sum_{i=1}^n f(\tilde{X}_i)$  (solid red), computed along a *single long trajectory* of length  $N = 10^5$ . The black line marks the true expectation  $\mu(f)$ . Left:  $f(x) = x$ . Middle:  $f(x) = x^2$ . Right:  $f(x) = \mathbf{1}_{\{x > c\}}$  with  $c = -0.5$ . In all cases the tangent-decoupled running mean converges to the correct limit.

## 5.4 Empirical illustration

Define the empirical means

$$\bar{f}_N := \frac{1}{N} \sum_{i=1}^N f(X_i), \quad \bar{f}_N^{\tilde{X}} := \frac{1}{N} \sum_{i=1}^N f(\tilde{X}_i).$$

Figure 2 illustrates the almost-sure convergence guaranteed by Theorem 1.2. For three representative observables —  $f(x) = x$ ,  $f(x) = x^2$ , and the step function  $f(x) = \mathbf{1}_{\{x > c\}}$  with  $c = -0.5$  — we plot the running means  $\frac{1}{n} \sum_{i=1}^n f(X_i)$  and  $\frac{1}{n} \sum_{i=1}^n f(\tilde{X}_i)$  along a single long AR(1) trajectory. In all cases the tangent-decoupled running mean converges to the correct limit, consistent with the theoretical behavior established in Theorem 1.2.

Next we examine the finite-sample variance comparison stated in Theorem 3.1. Figure 3 reports empirical estimates of

$$N \text{Var}(\bar{f}_N), \quad 2N \text{Var}(\bar{f}_N^{\tilde{X}}),$$

for the same three observables. The inequality predicted by Theorem 3.1,

$$N \text{Var}(\bar{f}_N) \leq 2N \text{Var}(\bar{f}_N^{\tilde{X}}),$$

is borne out visually in all panels: the curve for  $N \text{Var}(\bar{f}_N)$  remains below the curve for  $2N \text{Var}(\bar{f}_N^{\tilde{X}})$ , with the two quantities typically of comparable magnitude.

## 6 Uncertainty Quantification in Markov Chain Monte Carlo

In our numerical experiments, the tangent-decoupled sequence is generated in parallel with the main MCMC chain. At iteration  $i$  the sampler is in state  $X_i$  and produces the next state via

$$X_{i+1} = \Phi(X_i, U_i),$$

where  $U_i$  denotes the auxiliary randomness used at that step (e.g., Bernoulli accept/reject decisions, momentum or direction refreshes, or other algorithm-specific random choices). The decoupled update is obtained by applying the *same* transition map to the same input state  $X_i$  but using an independent draw  $U'_i$  of the auxiliary randomness:

$$\tilde{X}_{i+1} = \Phi(X_i, U'_i).$$



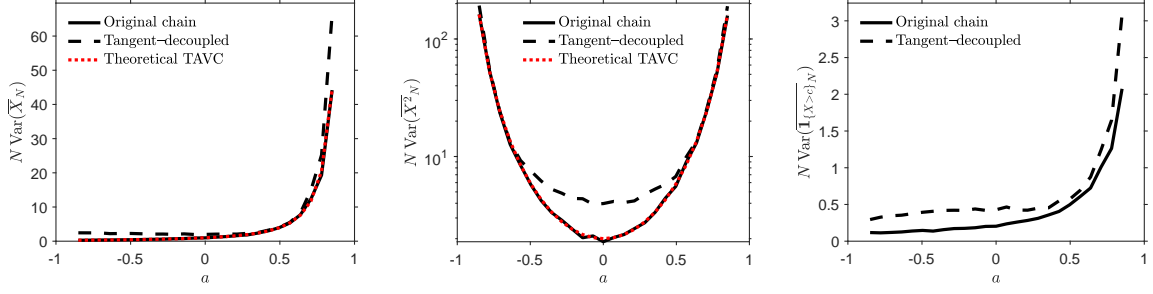


Figure 3: Comparison of the empirical time-average variance estimate  $N \text{Var}(\bar{f}_N)$  for the AR(1) chain (solid black), its tangent-decoupled analogue  $2N \text{Var}(\bar{f}_N^{\tilde{X}})$  (dashed black), and the corresponding theoretical TAVC  $\sigma_f^2$  (red dotted), for the observables  $f(x) = x$  (left),  $f(x) = x^2$  (middle, shown on a logarithmic scale), and the step function  $f(x) = \mathbf{1}_{\{x>c\}}$  with  $c = -0.5$  (right). In all cases the tangent-decoupled sequence exhibits weaker temporal dependence, and the empirical behavior clearly reflects Theorem 3.1.

The two sequences  $(X_i)$  and  $(\tilde{X}_i)$  therefore evolve in parallel, sharing the same backbone state at each iteration and differing only through independent random inputs. This construction requires no storage beyond the current state and adds only one additional evaluation of the transition map  $\Phi$  per iteration, making both the computational and memory overhead negligible.

Given the decoupled evaluations

$$f(\tilde{X}_1), \dots, f(\tilde{X}_N),$$

we estimate the long-run variance  $\tilde{\sigma}_f^2$  of the decoupled empirical mean

$$\bar{f}_N^{\tilde{X}} = \frac{1}{N} \sum_{i=1}^N f(\tilde{X}_i)$$

using the *initial positive sequence* (IPS) estimator of Geyer [16], which underlies the effective sample size (ESS) estimators commonly used in MCMC; for an algorithmic introduction and implementation details, see the Stan Reference Manual [30]. Define centered values

$$e_i := f(\tilde{X}_i) - \bar{f}_N^{\tilde{X}}, \quad i = 1, \dots, N,$$

and (unbiased) sample autocovariances

$$\hat{\gamma}_e(k) := \frac{1}{N-k} \sum_{i=1}^{N-k} e_i e_{i+k}, \quad k = 0, 1, \dots$$

Let  $\hat{\rho}_e(k) := \hat{\gamma}_e(k)/\hat{\gamma}_e(0)$  denote the empirical autocorrelations. For  $t \geq 0$  define the paired sums

$$\hat{P}_t := \hat{\rho}_e(2t) + \hat{\rho}_e(2t+1).$$

The IPS truncation index is the largest  $\hat{m}$  such that  $\hat{P}_t > 0$  for all  $t = 0, 1, \dots, \hat{m}$ . We then estimate the integrated autocorrelation time by

$$\hat{\tau}_{\text{IPS}} := -1 + 2 \sum_{t=0}^{\hat{m}} \hat{P}_t,$$

and the long-run variance by

$$\tilde{\sigma}_{f,N}^2 := \hat{\gamma}_e(0) \hat{\tau}_{\text{IPS}}.$$

In all numerical experiments below,  $\tilde{\sigma}_{f,N}^2$  is the variance estimator used to form confidence intervals for both the backbone and tangent-decoupled empirical means.

The IPS estimator relies on a structural positivity property of the autocorrelation sequence that is guaranteed for reversible Markov chains. Since the tangent-decoupled sequence is not itself a Markov chain, it is not *a priori* obvious that this positivity condition continues to hold. The following proposition shows that, provided the backbone chain is reversible, the tangent-decoupled sequence inherits the required positivity through an equivalent representation as a reversible chain observed through a different test function.

**Proposition 6.1** (Positivity for the tangent-decoupled sequence). *Assume the backbone chain  $(X_i)_{i \geq 0}$  is stationary and reversible with respect to  $\pi$ . Fix  $f \in L^2(\pi)$  and define the tangent-decoupled sequence by  $\tilde{X}_{i+1} = \Phi(X_i, U'_i)$ , where  $(U'_i)$  are i.i.d. auxiliary random variables independent of  $(X_i)$ . Let  $Y_i := f(\tilde{X}_i) - \pi(f)$  and  $\rho_Y(k)$  be the autocorrelation function of  $(Y_i)$ . Then the paired sums*

$$P_t := \rho_Y(2t) + \rho_Y(2t+1), \quad t \geq 0,$$

*are nonnegative:*

$$P_t \geq 0 \quad \text{for all } t \geq 0.$$

*Proof.* Define

$$g(x) := \mathbb{E}[f(\Phi(x, U))] - \pi(f),$$

where  $U$  is distributed as the auxiliary randomness in one transition. Note that  $\int g(x) \pi(dx) = 0$ , so  $g \in L_0^2(\pi)$ . By conditional independence of  $(U'_i)$  and stationarity of  $(X_i)$ ,

$$\text{Cov}(Y_0, Y_k) = \text{Cov}(g(X_0), g(X_k)) \quad (k \geq 0).$$

Since  $(X_i)$  is reversible with invariant  $\pi$ , its Markov operator  $P$  is self-adjoint on  $L^2(\pi)$ , and thus admits a spectral representation: there exists a finite nonnegative measure  $\mu_g$  on  $[-1, 1]$  such that

$$\text{Cov}(g(X_0), g(X_k)) = \int_{-1}^1 \lambda^k d\mu_g(\lambda).$$

Normalizing by  $\text{Var}(g(X_0))$  yields  $\rho_Y(k) = \int_{-1}^1 \lambda^k d\nu(\lambda)$  for a probability measure  $\nu$  on  $[-1, 1]$ . Therefore,

$$P_t = \int_{-1}^1 (\lambda^{2t} + \lambda^{2t+1}) d\nu(\lambda) = \int_{-1}^1 \lambda^{2t} (1 + \lambda) d\nu(\lambda) \geq 0,$$

since  $\lambda^{2t} \geq 0$  and  $1 + \lambda \geq 0$  for all  $\lambda \in [-1, 1]$ . This proves the claim.  $\square$

Figure 4 illustrates the behavior of the estimated long-run variance  $\hat{\sigma}^2(m)$  as a function of the truncation parameter  $m$  for three representative test functions, using NUTS as the underlying MCMC sampler targeting a Toeplitz Gaussian distribution with covariance  $\Sigma_{ij} = \rho^{|i-j|}$ . All experiments were run in dimension  $d = 100$  with correlation parameter  $\rho = 0.9$ , a fixed leapfrog step size  $h = 0.125$ , and a maximum tree depth of 10. Across all cases, the estimates obtained from both the backbone chain and the tangent-decoupled sequence exhibit stable behavior over a wide range of truncation values. In particular, no systematic drift is observed as  $m$  increases, indicating that the effective truncation selected by Geyer's initial positive sequence (IPS) criterion occurs well before the maximum admissible lag. These results support the use of the IPS estimator for uncertainty quantification in the tangent-decoupled setting and are consistent with the theoretical positivity properties established above.

Taken together, these results suggest that the tangent-decoupled sequence is most useful in regimes where the cost of generating the decoupled evaluations is lower than that of running the Markov chain for an equivalent additional number of iterations. Whether this tradeoff is favorable depends on implementation details that are specific to the sampler under consideration.

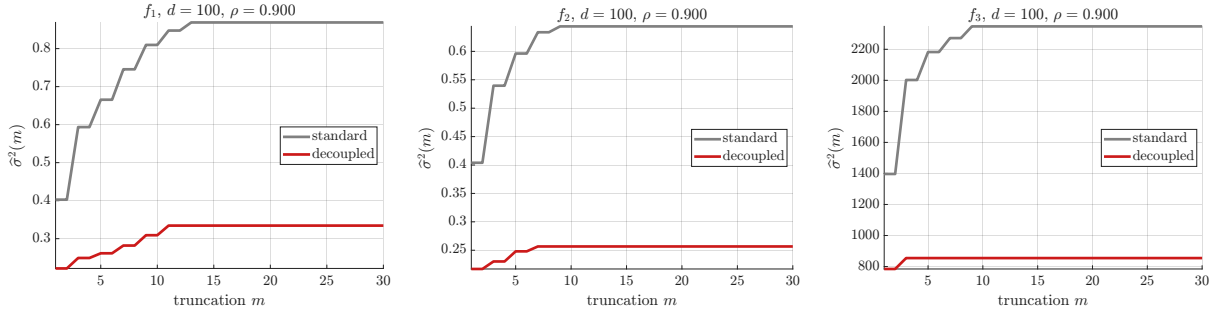


Figure 4: Estimated long-run variance  $\hat{\sigma}^2(m)$  as a function of the truncation parameter  $m$  for NUTS applied to a  $d = 100$  Toeplitz Gaussian target with correlation parameter  $\rho = 0.9$ . Results are shown for the three test functions  $f_1(\theta) = d^{-1} \sum_i \theta_i$ ,  $f_2(\theta) = d^{-1} \sum_i \theta_i^2$ , and  $f_3(\theta) = (d^{-1/2} \sum_i \theta_i)^2$ , comparing the standard backbone chain (gray) and the tangent-decoupled sequence (red). Variance estimates are computed using Geyer’s initial positive sequence estimator based on unbiased autocovariances. The empirical means of both the standard and decoupled sequences are close to their known true values, with the decoupled estimator exhibiting smaller relative error across all three test functions.

In many MCMC methods, however, the dominant computational cost lies in evaluating the score function, and in such cases the additional overhead of generating a tangent-decoupled sequence can be substantially smaller than doubling the chain length. This is particularly plausible for gradient-based methods such as MALA, and it also raises the possibility that parallelization strategies exploiting SIMD architectures could be effective for locally adaptive samplers, since the tangent-decoupled updates share a common backbone state at each iteration.

## 7 Conclusion

This paper develops a notion of tangent decoupling for Markov chains generated via i.i.d. auxiliary randomness, a representation that encompasses essentially all MCMC methods used in practice, from Gibbs samplers to Hamiltonian Monte Carlo and NUTS. By separating the deterministic backbone of the chain from the stochastic auxiliary inputs, we introduce a framework in which ergodic average estimation and Monte Carlo uncertainty quantification can be carried out via a companion process with simpler temporal structure. This viewpoint leads to two main theoretical contributions and a practical method for Monte Carlo error quantification.

First, we proved that the tangent-decoupled sequence  $(\tilde{X}_i)$  — obtained by running the same update map  $\Phi$  along the realized backbone  $(X_i)$  but with fresh, independent auxiliary variables — has the correct stationary marginals and yields a *consistent estimator* of  $\mu(f)$  for every integrable observable. Although  $(\tilde{X}_i)$  is neither a Markov chain nor driven by the kernel  $P$ , Theorem 2.3 shows that

$$\frac{1}{n} \sum_{i=1}^n f(\tilde{X}_i) \xrightarrow{\text{a.s.}} \mu(f),$$

under mild and explicit integrability assumptions. Thus tangent-decoupling provides a second, structurally simpler Monte Carlo estimator with the same asymptotic mean as the original chain.

Second, leveraging the conditional independence structure of  $(\tilde{X}_i)$  given the backbone, we established a *uniform, non-asymptotic variance inequality* for additive functionals of Markov chains. For every  $f \in L^2(\mu)$  and every  $N \geq 1$ ,

$$\text{Var} \left( \sum_{i=0}^{N-1} f(X_i) \right) \leq 2 \text{Var} \left( \sum_{i=0}^{N-1} f(\tilde{X}_i) \right),$$

with no reversibility, spectral conditions, or mixing assumptions required. As an immediate corollary, the time-average variance constants satisfy

$$\sigma_f^2 \leq 2\tilde{\sigma}_f^2.$$

This provides a provably conservative and easily computable upper bound for the asymptotic variance of the original chain, enabling practical uncertainty quantification across a wide range of MCMC algorithms.

In addition, we show that standard variance estimation procedures remain valid for the tangent-decoupled sequence. In the reversible stationary setting, the autocorrelation structure of the decoupled process satisfies a paired positivity property, ensuring that the usual initial positive sequence (IPS) and related estimators apply without modification. This guarantees that practical variance estimators commonly used for Markov chains can be safely applied to the tangent-decoupled sequence, strengthening its role as a computationally tractable proxy for uncertainty quantification.

Our numerical experiments confirm the theoretical results: (i) the tangent-decoupled estimator converges rapidly to the correct mean, and (ii) the variance comparison holds sharply and stably across dimensions, observables, and samplers, including NUTS.

More broadly, tangent-decoupling offers a transparent way to connect a general auxiliary-variable Markov chain to a companion process with weaker temporal dependence. The companion chain is simple enough to analyze directly while remaining tightly linked to the original dynamics, suggesting that the approach may prove useful beyond consistent estimators and variance bounds; for example, in deriving concentration inequalities, studying perturbation stability, or analyzing convergence. We expect tangent-decoupling to have further applications in the theory and design of modern MCMC algorithms.

## Acknowledgements

Victor de la Peña gratefully acknowledges financial support from Google DeepMind (project number GT009019).

## References

- [1] S. Asmussen and P. W. Glynn. *Stochastic Simulation: Algorithms and Analysis*. Springer, 2007.
- [2] Y. F. Atchadé. Kernel estimators of asymptotic variance for adaptive Markov chain Monte Carlo. *Annals of Statistics*, 39(2):990–1011, 2011.
- [3] Y. F. Atchadé. Markov Chain Monte Carlo confidence intervals. *Bernoulli*, 22(3):1808–1838, 2016.
- [4] M. S. Bartlett. On the theoretical specification of sampling properties of autocorrelated time series. *Journal of the Royal Statistical Society*, 8(1):27–41, 1946.
- [5] N. Bou-Rabee, B. Carpenter, T. S. Kleppe, and S. Liu. The Within-Orbit Adaptive Leapfrog No-U-Turn Sampler. *arXiv:2506.18746 [stat.CO]*, 2025.
- [6] B. Carpenter, A. Gelman, M. D. Hoffman, D. Lee, B. Goodrich, M. Betancourt, M. Brubaker, J. Guo, P. Li, and A. Riddell. Stan: A probabilistic programming language. *Journal of Statistical Software*, 76(1):1–32, 2017.
- [7] G. Casella and E. I. George. Explaining the Gibbs sampler. *The American Statistician* **46** (1992), 167–174.

- [8] V. H. de la Peña. A bound on the moment generating function of sums of dependent variables with application to sampling without replacement. *Ann. Inst. H. Poincaré Probab. Statist.*, 30(2):435–443, 1994.
- [9] V. H. de la Peña, H. Yao, and D. Alemayehu. Sharp decoupling inequalities for the variances and second moments of sums of dependent random variables. Submitted, 2025.
- [10] V. H. de la Peña and E. Giné. *Decoupling: From Dependence to Independence*. Springer, 1999.
- [11] R. Douc, E. Moulines, P. Priouret, and P. Soulier. *Markov Chains*. Springer Series in Operations Research and Financial Engineering. Springer, Cham, 2018.
- [12] S. Duane, A. D. Kennedy, B. J. Pendleton, and D. Roweth. Hybrid Monte Carlo. *Physics Letters B* **195** (1987), 216–222.
- [13] J. M. Flegal and G. L. Jones. Batch means and spectral variance estimators in Markov chain Monte Carlo. *Ann. Statist.*, 38:1034–1070, 2010.
- [14] J. M. Flegal and G. L. Jones. Implementing MCMC: Estimating with confidence. In *Handbook of Markov Chain Monte Carlo*, S. Brooks, A. Gelman, G. L. Jones, and X.-L. Meng, editors, pages 175–198. Chapman & Hall/CRC, 2011.
- [15] A. Gelman and D. B. Rubin. Inference from iterative simulation using multiple sequences. *Statist. Sci.*, 7:457–472, 1992.
- [16] C. J. Geyer. Practical Markov chain Monte Carlo. *Statist. Sci.*, 7:473–483, 1992.
- [17] U. Grenander and G. Szegő. *Toeplitz Forms and Their Applications*. 2nd edition, Chelsea Publishing, New York, 1984, pp. 66–71.
- [18] M. D. Hoffman and A. Gelman. The No-U-Turn sampler: adaptively setting path lengths in Hamiltonian Monte Carlo. *Journal of Machine Learning Research* **15** (2014), 1593–1623.
- [19] J. S. Liu. *Monte Carlo Strategies in Scientific Computing*. Springer Science & Business Media, 2008.
- [20] N. N. Madras. *Lectures on Monte Carlo Methods*. Amer. Math. Soc., 2002.
- [21] S. P. Meyn and R. L. Tweedie. *Markov Chains and Stochastic Stability*. Springer, 1993.
- [22] R. M. Neal. MCMC using Hamiltonian dynamics. In *Handbook of Markov Chain Monte Carlo*, S. Brooks, A. Gelman, G. L. Jones, and X.-L. Meng (eds.), pp. 113–162. Chapman & Hall/CRC, 2011.
- [23] W. K. Newey and K. D. West. A simple, positive semi-definite, heteroskedasticity and autocorrelation consistent covariance matrix. *Econometrica*, 55(3):703–708, 1987.
- [24] A. B. Owen. *Monte Carlo theory, methods and examples*. 2013. Available at <https://artowen.su.domains/mc/>.
- [25] G. O. Roberts, A. Gelman, and W. R. Gilks. Weak convergence and optimal scaling of random walk Metropolis algorithms. *Annals of Applied Probability* **7** (1997), no. 1, 110–120.
- [26] G. O. Roberts and R. L. Tweedie. Geometric convergence and central limit theorems for multidimensional random walk Metropolis algorithms. *Biometrika* **83** (1996), 95–110.

- [27] G. O. Roberts and R. L. Tweedie. Exponential convergence of Langevin distributions and their discrete approximations. *Bernoulli* **2** (1996), no. 4, 341–363.
- [28] C. P. Robert and G. Casella. *Monte Carlo Statistical Methods*. Springer Texts in Statistics. Springer-Verlag, New York, 2nd edition, 2004.
- [29] J. S. Rosenthal. Simple confidence intervals for MCMC without CLTs. *Electronic Journal of Statistics*, 11:211–214, 2017.
- [30] Stan Development Team. *Stan Reference Manual, Version 2.37*. Stan Development Team, 2025. [https://mc-stan.org/docs/2\\_37/reference-manual-2\\_37.pdf](https://mc-stan.org/docs/2_37/reference-manual-2_37.pdf).
- [31] B. P. Welford. Note on a method for calculating corrected sums of squares and products. *Technometrics*, 4:419–420, 1962.