

# A hybrid-Hill estimator enabled by heavy-tailed block maxima

Cláudia Neves

King's College London

Chang Xu

King's College London

## Abstract

When analysing extreme values, two alternative statistical approaches have historically been held in contention: the seminal block maxima method (or annual maxima method, spurred by hydrological applications) and the peaks-over-threshold. Clamoured amongst statisticians as wasteful of potentially informative data, the block maxima method gradually fell into disfavour whilst peaks-over-threshold-based methodologies were ushered to the centre stage of extreme value statistics. This paper proposes a hybrid method which reconciles these two hitherto disconnected approaches. Appealing in its simplicity, our main result introduces a new universal limiting characterisation of extremes that eschews the customary requirement of a sufficiently large block size for the plausible block maxima-fit to an extreme value distribution. We advocate that inference should be drawn solely on larger block maxima, from which practice the mainstream peaks-over-threshold methodology coalesces. The asymptotic properties of the promised hybrid-Hill estimator herald more than its efficiency, but rather that a fully-fledged unified semi-parametric stream of statistics for extreme values is viable. A finite sample simulation study demonstrates that a reduced-bias off-shoot of the hybrid-Hill estimator fares exceptionally well against the incumbent maximum likelihood estimation that relies on a numerical fit to the entire sample of block maxima.

**Keywords:** Aggregated data, domain of attraction, extreme value theory, peaks-over-threshold, regular variation theory, semi-parametric estimation.

## 1 Introduction

Despite there being various approaches by which extreme values can be statistically analysed, these have historically been categorised into two main strands that eventually evolved in separate ways: methods for maxima over fixed-length intervals and methods for exceedances (or peaks) over a high threshold. The former relates the oldest group of extremal models, arising from the seminal work of Gumbel (1958) as block maxima (BM) models to be fitted to the largest observation collected from each of the large samples (blocks) of identically distributed observations. The peaks-over-threshold's (POT's) strand of development seems to have deployed from Todorovic and Zelenhasic (1970). The impacts of adopting

either a BM method or the POT approach are still being thrashed out. Few studies have looked at the issue and many that have are aimed at a judicious selection of one approach over the other – a challenge more often than not won by the POT; see Bücher and Zhou (2021) – rather than addressing them with a reconciliatory stance. A common problem is that studies fail to ensure that POT is not applying a BM method as well. While the BM method lends itself well to lower-frequency, long-span data, the POT approach is preferable for high-frequency sequences such as daily or hourly observations. This is typically the narrative to discerning between approaches for practical applications. The nuance though is reflected on daily maxima, just to give an example, where there is a level of aggregation in the data and only maximum daily temperatures have been observed. Another example is when the interest is in hourly maximum windspeed or wind gusts. To the best of our knowledge, the only closely related approach for statistical inference in this direction is the work by Wager (2014). But, so too, their relatively elaborate subsampling procedure entails that the resulting extreme values estimation must concede to the provision of a block size  $m(n)$  going to infinity with the sample size  $n$ . In our proposed hybrid approach, the large enough block size  $m$  for the extreme value theorem to hold within each block is a catalyst instead of a requirement. This is found to translate into significant gains to the estimation of extreme value characteristics, especially that of a positive extreme value index. Since our estimators do not depend on the choice of the block size, and indeed are robust to changes in  $m$ , our findings add significantly to the current body of knowledge.

This paper addresses the estimation of the positive extreme value index  $\gamma > 0$ , regarded as a measure of tail-heaviness, in a principled way that conflates two hitherto separate statistical inference tenets in extreme value statistics, both BM and POT methodologies. We begin with the classical BM method which slices the dataset into non-overlapping blocks and models only the maximum value from each block to the asymptotically prescribed extremal value distribution. Since it discards sub-maximal observations, the BM framework is robust to measurement errors and short-term irregularities, making it well suited to datasets with lower temporal resolution or long historical spans. But while shorter blocks do not fully mitigate seasonal cycles and impair within-block convergence to the limiting extreme value distribution, larger blocks reduce the effective sample size and lead to a wastage of information. A similar criticism applies to de-clustering methods. According to Coles (2001, pp.100,178), results can be sensitive to the arbitrary choices made in cluster determination, especially running at a loss of information as a consequence of discarding all data except the cluster maxima, with missed opportunities for modelling within-cluster behaviour since there may be short-range dependence within blocks but not between blocks (Katz et al., 2002).

Closely related to Hill's estimation, it can be deduced from a possible extension to the case  $r = 0$  of Theorem 2.2 in Ferreira and de Haan (2015, albeit for  $\gamma < 1/2$ , assuming  $m \rightarrow \infty$ ) that the Hill's statistic is a valid estimator of  $\gamma > 0$ . But if employed using the entire sample of BM, as current practices advise, the asymptotic variance of this estimator results very large with no closed form expression for

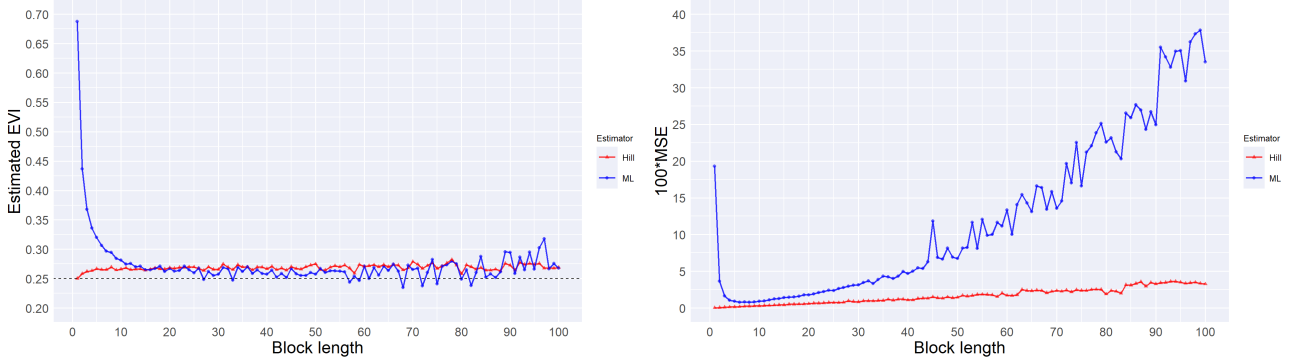


Figure 1: Average estimates of both hybrid-Hill and GEV-maximum likelihood estimates and their respective empirical mean squared errors (MSE), plotted against the block size  $m = 1, \dots, 100$ . Simulations consist of 1000 replicates of a sample of  $n = 10,000$  i.i.d. observations taken from a Pareto distribution with extreme value index  $\gamma = 1/4$ .

this variance as a function of  $\gamma$ . Figure 1 offers an early sight of what our proposed hybrid estimation can achieve when using a sufficiently large BM-underpinned random threshold that does not depend on the block size  $m$ . In Figure 1, the Hill's estimates are computed on the basis of the top 25% of all generated  $k$  block maxima. The  $k$  blocks, data slices of varying size  $m = 1, 2, \dots, 100$  tally to a sample of size  $n = 10,000$ . The maximum likelihood estimation was conducted in the usual way, based on the numerical fit of the limiting GEV to the whole sample of BM. These preliminary simulation results evidence that it is preferable to have fewer observations within each block and many more BM for minimising the MLE's mean squared error.

On the other hand, the inadequacy of small block sizes for the extreme value theorem to hold is offset by the added flexibility for setting a larger threshold in the hybrid-Hill estimation, with augmented capacity for accurate inference that actually takes places in the tail region. Eventually, for smaller block sizes nearing a single data-point, the BM method seamlessly defaults to the mainstream POT approach ascribed to  $m = 1$ . The assumptions involved, laid out just next in Section 1.1, do allow every  $m \geq 1$ . By construction, the hybrid method discards those lower block maxima that might be too small to be considered representative of extremal behaviour and would otherwise hinder a proper GEV parametric fit. One such applied situation relates the contribution of very dry months to assessing extreme monthly rainfall, whose lowest maxima values would scupper every attempt to find a plausible GEV-fit to the whole sample of BM. Not for nothing, avoiding this pitfall is deemed a necessity, formalised in Condition 3.2 of Bücher and Segers (2018), albeit in a time-series context.

To fix ideas, let  $X_1, X_2, \dots, X_n, \dots$  be a sequence of independently and identically distributed random variables (i.i.d.) with the same distribution function (d.f.)  $F$  belonging to the max-domain of attraction

of an extreme value distribution  $G$  in the Fréchet family of distributions. That is, we assume that there exist constants  $a_n > 0$  such that

$$\lim_{n \rightarrow \infty} P\{a_n^{-1} \max(X_1, \dots, X_n) \leq x\} = \lim_{n \rightarrow \infty} F^n(a_n x) = G(x), \quad (1.1)$$

for every continuity point of  $G$ . Then,  $G(x) = G_\gamma((x - 1)/\gamma)$  and  $G_\gamma$  is the Generalised Extreme Value (GEV) distribution function given by

$$G_\gamma(x) = \exp\left\{-(1 + \gamma x)^{-\frac{1}{\gamma}}\right\},$$

for all  $x$  such that  $1 + \gamma x > 0$ , whereby we say that  $F$  belongs to the domain of attraction of the Fréchet distribution with distribution function  $\exp\{-x^{-1/\gamma}\}$ ,  $x \geq 0$ , for some extreme value index  $\gamma > 0$ . Let us note that if there is a limiting distribution to the i.i.d. partial sequence of linearly normalised maxima then that distribution in the limit must be max-stable. In particular, if ascribed to  $\gamma > 0$ , the extreme value types theorem (due in various degrees of generality to Fisher and Tippett, 1928; Gnedenko, 1943; de Haan, 1970) statement in (1.1) is tantamount to the following limit relation running instead on the set of real values: for all  $x \geq 0$ ,

$$\lim_{t \rightarrow \infty} \frac{1}{-t \log F(a(t)x)} = x^{1/\gamma}. \quad (1.2)$$

We now deviate from the mainstay expansion  $t(1 - F(a(t)x))$  applied to the left hand-side of (1.2) for the establishing the dual extreme value types theorem that stipulates the Generalised Pareto distribution as the limit of POT observables (cf. de Haan and Ferreira, 2006, Section 1.1.2 see p.177, e.g.), to focus instead on the limit of a suitably normalised  $1 - F^t(a(t)x)$ , for  $x \rightarrow \infty$ . This paves the way for a characterisation of max-domains that is very similar to that for pot-domains of attraction towards the prescribed Pareto limit, eventually unifying the two. While the domain of attraction condition (1.2) appertains the unknown distribution  $F$  generating the raw data, our identified links between POT and BM conditions will arise from analogous considerations around the tail distribution function of block maxima  $1 - F^t$ . Crucially, the proposed Hill estimator of  $\gamma > 0$  stems from this recasting for obtaining the universality class that encloses both BM and POT domains of attraction, analysed one at a time in Bücher and Zhou (2021). This is the key insight to the aimed universal statistical methodology for extreme values: inference conditional on larger block maxima, yet still predicated on the negative-log transform of the initial distribution function  $F$  as in (1.2).

Here and throughout, the block maxima (BM) are represented by the sequence of random variables  $\{M_i^{(m)}\}_{i=1}^k$  defined, for  $m = 1, 2, \dots$  and  $i = 1, \dots, k$  ( $k \in \mathbb{N}$ ) as

$$M_i^{(m)} := \max_{(i-1)m < j < im} X_j, \quad (1.3)$$

and constitute an i.i.d. sample taken from the distribution  $F^m$ . It is worth our while to highlight at this point that the distribution  $F^m$  is in the same max-domain of attraction of the initial distribution function  $F$ : the two distribution functions are regularly varying in the tail with the index  $-1/\gamma < 0$  and  $1 - F^m$  has second-order parameter governing the rate of that convergence matching that of  $1 - F$  (see Appendix C); their extreme value limits coincide due to the max-stability property, the epitome of the only three possible extreme value distributions which has earned them formidable uses in vastly many applications (Beirlant et al., 2004; Resnick, 2007; Reiss and Thomas, 2008).

Through the blocking mechanism (1.3) for obtaining a sample made up of  $k$  independent BM with the same distribution function  $F^m$ , our proposed hybrid-Hill estimator (H2 estimator) employs the  $k_0$  upper order statistics of the partial BM sequence. For every block-length  $m \geq 1$ , let  $M_{1:k}^{(m)} \leq M_{2:k}^{(m)} \leq \dots \leq M_{k:k}^{(m)}$  be the order statistics of  $\{M_i^{(m)}\}_{i=1}^k$ . The H2 estimator of  $\gamma > 0$  is defined as

$$\hat{\gamma}^{\text{H2}} \equiv \hat{\gamma}^{\text{H2}}(k_0, k) := \frac{1}{k_0} \sum_{i=0}^{k_0-1} \log M_{k-i:k}^{(m)} - \log M_{k-k_0:k}^{(m)}. \quad (1.4)$$

## 1.1 Structure of the paper

We shall assume throughout that  $\{X_n\}_{n \geq 1}$  is an i.i.d. sequence whose common distribution function  $F$  satisfies the primary extreme value condition (1.2). Then, by continuity of the limiting Fréchet distribution function and monotonicity of the left hand-side of (1.1), the convergence in (1.2) is uniform, whereby

$$\lim_{t \rightarrow \infty} \sup_{x \in \mathbb{R}} \left| \frac{1}{-t \log F(a(t)x)} - x^{1/\gamma} \right| = 0. \quad (1.5)$$

Equivalent to (1.5) is the next condition formulated in terms of the quantile-type function

$$V := (1/(-\log F))^{\leftarrow} = F^{\leftarrow}(e^{-1/t}),$$

where  $\leftarrow$  denotes generalised inverse.

*Condition A1.* Assume that: (i)  $\lim_{t \rightarrow \infty} \log V(tx) - \log V(t) = \gamma \log x$ , for all  $x > 0$ ; (ii) for every  $\varepsilon, \delta > 0$  there is a  $t_0 = t_0(\varepsilon, \delta)$ , such that for  $t \geq t_0$  and  $x \geq 1$ ,

$$\left| \frac{V(tx)}{V(t)} - x^\gamma \right| \leq \varepsilon x^{\gamma+\delta}.$$

We then say that  $V$  is regularly varying with index  $\gamma$ , i.e., it satisfies

$$\lim_{t \rightarrow \infty} \frac{V(tx)}{V(t)} = x^\gamma,$$

for all  $x > 0$ , and use the notation  $V \in RV_\gamma$ .

Together with the max-stability property of the limiting extreme value distribution  $G_\gamma$ , the uniform relation (1.5) brings to light the coincidence between the classes of distributions  $F$  and  $F^t$  induced by each of their specific max-domains of attraction conditions. What is involved in unifying the two classes stems from the asymptotically equal rescaling by  $V(t) \sim a(t)$ , as  $t \rightarrow \infty$  (cf. Resnick, 1987, Proposition 2.12, p.108).

**This paper is organised as follows.** Firstly, we introduce a cursory semi-parametric estimator of  $\gamma > 0$ , whose asymptotic behaviour encompassed in **Section 2** can be read off from Condition A1 in self-evident way. Since the goal is to widen the focus to the tail distribution function underlying the BM picked up from blocks of size  $m$ , we devise a new set of extreme value conditions which will unveil the Pareto-tail as the proper limit for the regularly varying  $1 - F^m$  upon inner normalisation by  $V(m(t - 1/2))$ .

*Condition B.* With  $V$  satisfying Condition A1, assume the following holds for every  $m \geq 1$ :

$$\lim_{t \rightarrow \infty} \frac{1 - F^m(xV(m(t - 1/2)))}{1 - F^m(V(m(t - 1/2)))} = x^{-1/\gamma}, \quad (1.6)$$

for all  $x > 0$ . Since  $V$  is nondecreasing, there are accompanying uniform bounds in the sense of Proposition B.1.10 of de Haan and Ferreira (2006): for each  $\varepsilon, \delta > 0$  there is  $t_0 = t_0(\varepsilon, \delta)$  such that for  $t, tx \geq t_0$ ,

$$\left| \frac{1 - F^m(xV(m(t - 1/2)))}{1 - F^m(V(m(t - 1/2)))} - x^{-1/\gamma} \right| \leq \varepsilon \max(x^{-1/\gamma - \delta}, x^{-1/\gamma + \delta}).$$

Proposition 7 in Appendix A ascertains that Condition B does provide a universal and complete characterisation of max-domains of attraction, irrespective of  $m \geq 1$  being set fixed or assumed going to infinity with  $n$ .

In order to make matters simple and furnish an extreme-value condition that is fit for our purposes, we proceed to the estimation on the basis of Condition B, since the normalisation with  $V(m(t - 1/2))$  makes it possible for inference to stretch back into the tail region so as to harness intermediate BM values in addition to the extreme. This renders a semi-parametric approach at the intersection of BM and POT methodology in a fruitful and impactful way for applications. In **Section 3**, the hybrid-Hill estimator presented in (1.4) is engendered on the empirical counterpart of Condition B. To heap on the evidence that BM and POT approaches are effectively unified, we note that such a development conforms to a wealth of already published work around the asymptotic properties of the original Hill's estimator (Hill, 1975) and more widely to large sample properties of semi-parametric estimators specialised in (log-)exceedances above a high threshold.

The speed of convergence in Condition A1, and thus that of (1.6), is not the same for all parent distributions, but it can be harnessed with the second-order refinement made explicit in the next condition. Condition A2 will prove instrumental to capturing the approximation bias, a deterministic pre-asymptotic bias, that such deviations from the limiting Pareto-tail instil in the H2 estimator. Of relevance

## 1.2 Notation:

---

in this regard is Lemma 9 in Appendix B, which demonstrates in particular that the convergence in Condition B can be much slower than that with Condition A1.

*Condition A2:* Suppose there exists a function  $A$  ultimately of constant sign and  $\lim_{t \rightarrow \infty} A(t) = 0$ , such that

$$\lim_{t \rightarrow \infty} \frac{\frac{V(tx)}{V(t)} - x^\gamma}{A(t)} = x^\gamma \frac{x^\rho - 1}{\rho}, \quad (1.7)$$

for all  $x > 0$ . This convergence is necessarily locally uniform. Moreover,  $|A| \in RV_\rho$ ,  $\rho \leq 0$  and since  $A$  converges to zero then (1.7) is equivalent to

$$\lim_{t \rightarrow \infty} \frac{\log V(tx) - \log V(t) - \gamma \log x}{A(t)} = \frac{x^\rho - 1}{\rho}, \quad (1.8)$$

for all  $x > 0$ . Consequently, Theorem B2.18 of de Haan and Ferreira (2006) applied against the background of Condition A2 establishes, for a possibly different function  $A_0$ , with  $A_0(t) \sim A(t)$ ,  $t \rightarrow \infty$ , and for each  $\varepsilon, \delta > 0$  that there exists a  $t_0$  such that for  $t \geq t_0$ ,  $x \geq 1$ , the following inequality holds:

$$\left| \frac{\log V(tx) - \log V(t) - \gamma \log x}{A_0(t)} - \frac{x^\rho - 1}{\rho} \right| \leq \varepsilon x^{\rho+\delta}. \quad (1.9)$$

We then say that the quantile-type function  $V$  is second order regularly varying at infinity with second order parameter  $\rho \leq 0$  governing the rate of convergence in Conditions A1(i)-(ii) and use the notation  $V \in 2RV(\gamma, \rho)$ .

The remainder of the paper is outlined as follows. **In Section 4** we gather useful results concerning the optimal selection of the top fraction of BM employed in the H2 estimation of  $\gamma > 0$ . Some of these considerations are carried forward to **Section 5**, where a bias reduction procedure is devised that pieces together the cursory estimator from Section 2 and the H2 estimator's asymptotic results expounded in Section 3. To this end, we shall adopt a refinement of the class of regularly varying functions  $V$  by allowing a uniform convergence condition that combines (1.8) with Condition B, and through which mapping we get a still much rich class that corrals distributions  $F^m$  indexed by two parameters  $(\gamma, \tilde{\rho}) \in \mathbb{R}^+ \times [-1, 0]$ . Section 5 is interspersed with simulation results aimed at elucidating how the H2 estimator succeeds in its innovative use with BM. Used in tandem with the cursory estimator, the H2 estimator gets subtracted of its approximation (second order) bias and asserts itself as a serious competitor in a level playing field that visibly merges BM and POT approaches. Those more technical proofs are deferred to **Section 6**.

A comprehensive simulation study is available as **supplementary material** to this paper.

## 1.2 Notation:

In this paper, we use  $F \in D(G_\gamma)$  to denote the max-domain of attraction of  $F$ , i.e., the set of all distribution functions  $F$  for which the BM have the same type of asymptotic distribution  $G_\gamma$ ,  $\gamma \in \mathbb{R}$ . We have

used and will continue to use the condensed notations  $\bar{F} := 1 - F$ ,  $\bar{F}^m := 1 - F^m$  and  $g(t) := t - 1/2$ . Regular variation with index  $\gamma$  is  $RV_\gamma$  and its second order refinement is  $2RV(\gamma, \rho)$ . For  $u \in \mathbb{R}$ , let as usual  $[u]$  represent the smallest integer greater than or equal to  $u$ . EVI stands for extreme value index  $\gamma \in \mathbb{R}$ .

### 1.3 N.N.I.I.D. random variables or I.N.N.I.D. random variables

The standard practice of identifying clusters of high-level exceedances with the intention of concentrating on cluster maxima for data analysis is a form of data aggregation that not only is permissible but also seamlessly covered by the hybrid semi-parametric framework. This is one situation under the general umbrella of not necessarily independent identically distributed (N.N.I.I.D.) random variables which exerts further reduction of the block size through the approximate equality

$$P(M_i^{(m)} > x) \approx 1 - F^{m\theta}(x),$$

where  $0 < \theta \leq 1$  is the so-called extremal index. In this case, Condition B-(1.6) still holds for every  $i = 1, 2, \dots, k$ . Furthermore, Condition B remains valid under mild mixing conditions such as Leadbetter's condition  $D$ .

The new setting of regular variation for characterising maxima taken from a heavy-tailed distribution, encapsulated in Conditions A1 and B and including their respective second order conditions (details in Appendices B and C) inherits very many of the existing asymptotic theory for independent not necessarily identically distributed (I.N.N.I.D.) random variables in a plentiful manner. It is a straightforward exercise to assemble Condition B into the theorem of convergence of heteroscedastic extremes in de Haan (2015), from which result a stream of statistical methods for a trend in extremes will emanate (see e.g. de Haan et al., 2015; Einmahl et al., 2022).

The now proposed hybrid-estimation methodology encompasses all the preceding settings. The fact that the distribution function  $F^{m\theta}$  may still be a plausible approximation to  $\prod_{j=1}^{\theta m} F_j$ , for every  $\theta^{-1} \geq 1$ , so long as the deviations of  $F_j$  from one another do not place them in different max-domains of attraction, adds significance to the hybrid framework. Notably, due to the lack of asymptotic theory for non-stationary BM, current practice has been limited to the use of the GEV distribution as an emulator of the random process generating BM and non-stationarity is modelled by allowing its parameters to change with time and other covariates (see e.g. Dupuis and Trapin, 2023). The hybrid semi-parametric estimation fills in this gap in current knowledge, since as a result of fusing BM and POT approaches into a single strand, most of the extreme values modelling techniques that have carried the hallmarks of each approach are now interchangeable.



## 2 A cursory semi-parametric BM estimator

Let  $M_{1:k}^{(m)} \leq M_{2:k}^{(m)} \leq \dots \leq M_{k:k}^{(m)}$  denote the order statistics associated with the i.i.d. BM defined in (1.3). A cursory non-parametric estimator for  $\gamma > 0$ , which will be the focus in this section, is given by

$$\hat{\gamma}(\theta_k, k) := (\log 2)^{-1} (\log M_{k-[\theta_k/4]:k}^{(m)} - \log M_{k-[\theta_k/2]:k}^{(m)}), \quad (2.1)$$

where  $\theta_k \ll k$ . Its large sample consistency is established in the following theorem.

**Theorem 1.** *Let  $\{X_n\}_{n \geq 1}$  be a sequence of i.i.d. random variables drawn from a distribution  $F$  such that Condition A1 holds. For any block length  $m \geq 2$ , the cursory estimator  $\hat{\gamma}(\theta_k, k)$  defined in (2.1) is a consistent estimator for  $\gamma > 0$  in the sense that, as  $k \rightarrow \infty$ ,*

$$\hat{\gamma}(\theta_k, k) \xrightarrow{P} \gamma,$$

*provided  $\theta_k \in (0, k]$  is an upper intermediate sequence, i.e., such that  $\theta_k \rightarrow \infty$  and  $\theta_k/k \rightarrow 0$ , as  $k \rightarrow \infty$ .*

The tentative estimator  $\hat{\gamma}(\theta_k, k)$  reflects a fairly simple construct that can be made much more general. The next result furnishes an anchor-step theorem towards this aim.

**Lemma 2.** *Let  $Z_{1:k} \leq Z_{2:k} \leq \dots \leq Z_{k:k}$  be the order statistics of the sample  $(Z_1, Z_2, \dots, Z_k)$  of i.i.d. unit Fréchet random variables with distribution function  $e^{-1/z}$ ,  $z \geq 0$ . Suppose  $(\theta_k)$  is a sequence of positive integers such that  $\theta_k \rightarrow \infty$  and  $\theta_k = o(k)$ , as  $k \rightarrow \infty$ . Then, the following hold:*

- (i)  $\sqrt{\theta_k} \left\{ \frac{\theta_k}{k} (Z_{k-\theta_k:k} + 1/2) - 1 \right\} \xrightarrow{d} N(0, 1)$ , as  $k \rightarrow \infty$ .
- (ii) With  $M_{1:k}^{(m)} \leq M_{2:k}^{(m)} \leq \dots \leq M_{k:k}^{(m)}$ , the order statistics associated with the BM defined in (1.3), for every  $m \in \mathbb{N}$ , we have the approximation in distribution:

$$\left\{ M_{k-i:k}^{(m)} \right\}_{i=0}^{\theta_k} \stackrel{d}{\approx} \left\{ V \left( m \exp\{1/Z_{i+1:k}\} - \frac{m}{2} \right) \right\}_{i=0}^{\theta_k}.$$

*Proof.* For the proof of part (i), we find that the tail distribution function of the  $1/2$ -shifted unit Fréchet random variables,  $\bar{F}_{Z_i}(x - 1/2) = 1 - \exp\{-(x - 1/2)^{-1}\}$ ,  $x \geq 1/2$ ,  $i = 1, 2, \dots, k$ , develops as

$$\bar{F}_{Z_i}(x - 1/2) = x^{-1} - \frac{x^{-3}}{12} (1 + o(1)), \quad (2.2)$$

for large enough  $x$ . Indeed, the correction by  $1/2$  enables the best possible approximation of the tail d.f. (2.2) to that of the standard Pareto distribution (cf. Alzer, 1990). Noticeably, the asymptotic representation (2.2) is sharp, given the non-existent (equal to zero) second-order term. As a consequence, the crux of the proof is in invoking Lemma 2.4.10 of de Haan and Ferreira (2006). With  $Y_{1:k} \leq Y_{2:k} \leq \dots \leq Y_{k:k}$  the

order statistics from a sample of i.i.d standard Pareto random variables with tail d.f. given by  $1 \wedge y^{-1}$ , the referred Lemma 2.4.10 applied locally, for  $s = 1$  and  $\gamma = 1$  whilst using  $k$  in place of  $n$  and the intermediate sequence  $\theta_k$  in place of  $k$ , determines that  $\sqrt{k}\{(\theta_k/k)Y_{k-\theta_k:k} - 1\}$  is asymptotically standard normal. The precise statement (i) thus follows directly from (2.2).

Proof of part (ii): Firstly, we note the equality in distribution stemming from the probability integral transform upon the  $k$ th ordered maxima of i.i.d. unit Fréchet random variables:

$$M_{i:k}^{(m)} \stackrel{d}{=} V\left(m(Z_{i:k} + 1/2) - \frac{m}{2}\right).$$

Restricting focus to the  $\theta_k + 1$  larger order statistics  $\{M_{k-i:k}^{(m)}\}_{i=0}^{\theta_k}$ , so that part (i) ensures each of associated  $\{Z_{k-i:k}\}_{i=0}^{\theta_k}$  going to infinity with probability tending to one, expansion (2.2) yields

$$\{M_{k-i:k}^{(m)}\}_{i=0}^{\theta_k} \stackrel{d}{\approx} \left\{V\left(mY_{k-i:k} - \frac{m}{2}\right)\right\}_{i=0}^{\theta_k}.$$

Finally, the distributional relationship between a standard Pareto and a unit Fréchet r.v. (i.e.  $Y \stackrel{d}{=} \exp\{Z^{-1}\}$ ) delivers the stated result.  $\square$

For the proof of Theorem 1, we will need a result akin to Lemma 2(i) but stated with greater generality. Lemma 3 fulfils this aim in the form of an invariance principle like those typically sought in empirical processes theory for ascertaining the proper rate of convergence to a Donsker-type limit in the uniform sense.

**Lemma 3.** *Let  $Z_1, Z_2, \dots, Z_k, \dots$  be i.i.d. random variables from a unit Fréchet distribution with d.f.  $\exp(-x^{-1})$ ,  $x \geq 0$ . Suppose  $\theta_k \in (0, k]$  is such that  $\theta_k \rightarrow \infty$  and  $\theta_k/k \rightarrow 0$ , as  $k \rightarrow \infty$ . Then, with a sufficiently rich probability space, there exists a sequence of Brownian motions  $\{W_k(s)\}_{s \geq 0}$  such that, for each  $\varepsilon > 0$ ,*

$$\sup_{0 < s \leq 1} s^{1/2+\varepsilon} \left| \sqrt{\theta_k} \left( \frac{\theta_k s}{k} \exp\{Z_{[\theta_k s]+1:k}^{-1}\} - 1 \right) - \frac{W_k(s)}{s} \right| = o_p(1). \quad (2.3)$$

*Proof.* It suffices to employ Lemma 2.4.10 of de Haan and Ferreira (2006) with  $\gamma = 1$  and  $\theta_k$  in place of  $k$  therein, whilst heeding the law of iterated logarithm in that, for  $\varepsilon > 0$ ,

$$\lim_{\theta_k^{-1} \downarrow 0} \sup_{0 < s \leq \theta_k^{-1}} |s^{-1/2+\varepsilon} W(s)| = 0 \quad a.s.,$$

for ensuring tightness (i.e. that no probability escapes bounds) near the maximum  $\exp\{Z_{1:k}^{-1}\}$ .  $\square$

With  $s$  on a compact interval bounded away from zero, Lemma 3 sets the scene to establishing that the Gaussian process as the limit in (2.3) remains unaltered in the space  $D(0, T]$ ,  $T^{-1} > 1$ , in the midst

of replacing the basic process  $\{\exp\{Z_{[\theta_k s]+1:k}^{-1}\}\}$  with the relevant quantile process  $\{M_{k-[\theta_k s]:k}^{(m)}\}_{s \in (0,1]}$  describing intermediate BM and upwards to near extreme BM.

**Proof of Theorem 1:** We begin by showing that  $M_{k-[\theta_k/2]:k}^{(m)}/V\left(m\frac{2k}{\theta_k} - \frac{m}{2}\right) \xrightarrow{P} 1$ , as  $k \rightarrow \infty$ . From part (i) of Lemma (2) in conjunction with the continuous mapping theorem (or Mann-Wald theorem) it follows that:

$$M_{k-[\theta_k/2]:k}^{(m)} \stackrel{d}{=} V\left(m(Z_{k-[\theta_k/2]:k} + 1/2) - m/2\right) = V\left(m\frac{2k}{\theta_k} - \frac{m}{2}\right)(1 + o_p(1)).$$

A direct consequence of Condition A1 is that  $V(\infty) = \lim_{t \rightarrow \infty} V(t) = \infty$ , through which statement we obtain  $M_{k-[\theta_k/2]:k}^{(m)} \xrightarrow{P} \infty$ , provided the intermediate sequence  $\theta_k \rightarrow \infty$  and  $\theta_k/k = o(1)$ , as  $k \rightarrow \infty$ . The asymptotic development for the naïve estimator (2.1) will arise from Lemma 2 (ii) as follows. By virtue of Condition A1,

$$\begin{aligned} & \log M_{k-[\theta_k/4]:k}^{(m)} - \log M_{k-[\theta_k/2]:k}^{(m)} \\ \stackrel{d}{\approx} & \log V\left(m \exp\{Z_{[\theta_k/4]+1:k}^{-1}\} - \frac{m}{2}\right) - \log V\left(m \exp\{Z_{[\theta_k/2]+1:k}^{-1}\} - \frac{m}{2}\right) \\ = & \gamma \log\left(\frac{\exp\{Z_{[\theta_k/4]+1:k}^{-1}\}}{\exp\{Z_{[\theta_k/2]+1:k}^{-1}\}}\right) + \gamma \log\left(\frac{1 - 1/(2 \exp\{Z_{[\theta_k/4]+1:k}^{-1}\})}{1 - 1/(2 \exp\{Z_{[\theta_k/2]+1:k}^{-1}\})}\right)(1 + o_p(1)). \end{aligned}$$

Finally, application of Lemma 3 with  $s = 1/4, 1/2$  ascertains that

$$\log M_{k-[\theta_k/4]:k}^{(m)} - \log M_{k-[\theta_k/2]:k}^{(m)} = \gamma \log\left(2 + O_p\left(\frac{1}{\sqrt{\theta_k}}\right)\right) + o_p(1).$$

□

### 3 Hybrid-Hill (H2) estimator based on $k_0$ tail-related BM

In this section, we investigate the asymptotic properties of the Hill (1975) estimator, now cast at the intersection of BM and POT approaches for inference on a positive extreme value index  $\gamma > 0$ . As with the cursory estimator (2.1), this configures a semi-parametric approach, amenable to a wide range of applications for its generality and data-driven simplicity. Indeed, a key implication of Condition B, and one of impending practical consequence, is that

$$\lim_{t \rightarrow \infty} \int_1^\infty \frac{1 - F^m(xV(m(t - 1/2)))}{1 - F^m(V(m(t - 1/2)))} \frac{dx}{x} = \gamma, \quad (3.1)$$

### 3.1 Consistency

---

for  $\gamma > 0$ . (cf. Lemma 8 in Appendix A). By analogous reasoning to that which have led to the cursory estimator in Section 2, we proceed by replacing  $t$  with  $k/\theta_k \rightarrow \infty$ , as  $k \rightarrow \infty$ , while also replacing the d.f.  $F^m$  of the  $k$  independent BM with its empirical counterpart, namely the tail empirical distribution function given by

$$\overline{F}_k^m(x) := 1 - F_k^m(x) = \frac{1}{k} \sum_{i=1}^k \mathbb{1}_{\{M_i^{(m)} > x\}},$$

for all  $x \in \mathbb{R}$ . Adopting  $\widehat{V}(m(k/\theta_k - 1/2)) = M_{k-k_0:k}^{(m)}$ , the hybrid-Hill estimator (1.4) thus arises from the integral (linear) functional representation:

$$\int_1^\infty \frac{1 - F_k^m(x \widehat{V}(m(k/\theta_k - 1/2)))}{1 - F_k^m(\widehat{V}(m(k/\theta_k - 1/2)))} \frac{dx}{x} = \int_{M_{k-k_0:k}^{(m)}}^\infty \frac{\overline{F}_k^m(u)}{\overline{F}_k^m(M_{k-k_0:k})} \frac{du}{u} = \frac{k}{k_0} \int_{M_{k-k_0:k}^{(m)}}^\infty (1 - F_k^m(u)) \frac{du}{u}.$$

Next, we establish its consistency and asymptotic normality in the framework issued by Condition B and its second order strengthening borne out by A2.

### 3.1 Consistency

**Theorem 4.** *For any  $m \geq 1$ , assume that the distribution function  $F^m$  underlying the BM sample satisfies Condition B. Suppose a sequence of positive constants  $(\vartheta_k)$  satisfying  $\sqrt{k}\vartheta_k^{-3} \rightarrow 0$ , as  $k \rightarrow \infty$ . If  $k_0 = k_0(k) \rightarrow \infty$  is such that  $\vartheta_k k_0 = o(\sqrt{k})$ , then*

$$\hat{\gamma}^{H2} \equiv \hat{\gamma}^{H2}(k_0, k) \xrightarrow{P} \gamma,$$

as  $k \rightarrow \infty$ .

To prove Theorem 4 we first need a distribution-free result amenable to the universality class of distributions induced by the new extreme value condition (1.6) encompassed in B. Not only does it set the foundations to the asymptotic properties of the H2 estimator, Lemma 5 also draws the forethought on other possible unified approaches to the modelling of extreme value features in higher dimensions (recall discussion in Section 1.3).

**Lemma 5.** *For every  $k \geq 2$  and constants  $\vartheta_k > 1/2$ , there exists a probability space where both the uniform empirical distribution function*

$$\frac{1}{k} \sum_{i=1}^k \mathbb{1}_{\{U_i^* \leq s\}}$$

*and the sample  $\{Z_1, \dots, Z_k\}$  of i.i.d unit Fréchet random variables with common distribution function*

### 3.1 Consistency

---

$\exp(z^{-1})$ ,  $z \geq 0$ , are defined and are such that

$$\sup_{(\vartheta_k(k+1))^{-1} < s \leq 1 - \exp\{-(\vartheta_k \log k)^{-1}\}} \sqrt{k} \left| Z_{k-[ks]:k} - \left( \frac{1}{1 - U_{k-[ks]:k}^*} - \frac{1}{2} \right) \right| \xrightarrow{a.s.} 0,$$

provided that  $\vartheta_k$  satisfies  $\sqrt{k}\vartheta_k^{-3} \rightarrow 0$  and  $k^{-1/2} \log \vartheta_k \rightarrow 0$ , as  $k \rightarrow \infty$ .

**Remark 1.** Condition  $\sqrt{k}\vartheta_k^{-3} = o(1)$  imposes a lower bound to the sequence  $(\vartheta_k)$  since it implies  $\vartheta_k \rightarrow \infty$ . Such a requirement can however be made weaker by imposing  $\vartheta_k \log k \rightarrow \infty$  instead, aimed at establishing the above convergence to zero with probability tending to one, but with no guarantees of the stated  $\sqrt{k}$ -consistency.

The proof of Lemma 5 is more of a probabilistic nature and, on account of this, is deferred to Section 6.

**Proof of Theorem 4:** Let  $Z_{1:k} \leq Z_{2:k} \leq \dots \leq Z_{k:k}$  be the order statistics of the random sample  $(Z_1, \dots, Z_n)$  comprised of i.i.d. unit Fréchet random variables. In this instance, we develop a useful expansion for the regularly varying function  $V$  intervening in the equality in distribution:

$$\{M_{k-i:k}^{(m)}\}_{i=0}^{k-1} \stackrel{d}{=} \left\{ V\left(mZ_{k-i:k}\right) \right\}_{i=0}^{k-1}.$$

Since  $V \in RV_\gamma$ , for some index  $\gamma > 0$ , then so too  $V(g(t)) \in RV_\gamma$  with any positive function  $g \in RV_1$ , i.e.  $V(g)$  satisfies Condition A1 locally uniformly. Specifically, we have for any  $m \geq 2$  that

$$\frac{V(m(t + \frac{1}{2}))}{V(mt)} \left(1 - \frac{1}{2(t + \frac{1}{2})}\right)^\gamma = \frac{\left(1 - \frac{1}{2(t + \frac{1}{2})}\right)^\gamma V(m(t + \frac{1}{2}))}{V(m(t + \frac{1}{2})(1 - \frac{1/2}{t+1/2}))} \xrightarrow{t \rightarrow \infty} 1,$$

i.e., as  $t \rightarrow \infty$ ,

$$\log V\left(m\left(t + \frac{1}{2}\right)\right) - \log V(mt) = -\gamma \log\left(1 - \frac{1}{2\left(t + \frac{1}{2}\right)}\right) + o(1) = \frac{\gamma}{2}\left(t + \frac{1}{2}\right)^{-1} + o(t^{-1}) + o(1). \quad (3.2)$$

In line with the above, we write the log-spacings of the  $k_0$ -th BM as

$$\begin{aligned} & \log M_{k-i:k}^{(m)} - \log M_{k-k_0:k}^{(m)} \stackrel{d}{=} \log V(mZ_{k-i:k}) - \log V(mZ_{k-k_0:k}) \\ &= \log V\left(mZ_{k-i:k} + \frac{m}{2}\right) - \log V\left(mZ_{k-k_0:k} + \frac{m}{2}\right) - \left[ \log V\left(mZ_{k-i:k} + \frac{m}{2}\right) - \log V(mZ_{k-i:k}) \right] \\ & \quad + \left[ \log V\left(mZ_{k-k_0:k} + \frac{m}{2}\right) - \log V(mZ_{k-k_0:k}) \right] \\ &=: I_i - II_i + III_i. \end{aligned}$$

Heeding the intermediate sequence  $k_0 = k_0(k)$ , we have from (3.2) in conjunction with Lemma 2 (i)

### 3.1 Consistency

---

(the latter ensures  $Z_{k-k_0:k} \xrightarrow{P} \infty$ ) that both *II* and *III* reduce to a  $o_p(1)$ -term. The term  $I_i$ , for every  $i = 0, 1, \dots, k_0 - 1$ , summarises the meaningful random element to the asymptotics of the H2 estimator. Applying Condition A1(i), it follows that

$$I_i = \log V\left(\frac{Z_{k-i:k} + \frac{1}{2}}{Z_{k-k_0:k} + \frac{1}{2}}m\left(Z_{k-k_0:k} + \frac{1}{2}\right)\right) - \log V\left(mZ_{k-k_0:k} + \frac{m}{2}\right) = \gamma \log\left(\frac{Z_{k-i:k} + \frac{1}{2}}{Z_{k-k_0:k} + \frac{1}{2}}\right)(1 + o_p(1)).$$

There are accompanying uniform bounds, encompassing Condition A1, which we now put into use for making the latter  $o_p(1)$ -term more precise: for arbitrary  $\varepsilon, \delta > 0$ , there exists  $t_0 = t_0(\varepsilon, \delta)$  such that for  $x \geq 1$  and  $t \geq t_0$ ,

$$\log(1 - \varepsilon) + (\gamma - \delta) \log x < \log V(tx) - \log V(t) < (\gamma + \delta) \log x + \log(1 + \varepsilon).$$

We are going to employ these inequalities with  $x = (Z_{k-i:k} + \frac{1}{2})/(Z_{k-k_0:k} + \frac{1}{2})$  – which is greater than 1 with probability 1 – and  $t = m(Z_{k-k_0:k} + \frac{1}{2}) \xrightarrow{P} \infty$  (via Lemma 2 part (i)), so that eventually,

$$\log(1 - \varepsilon) - \delta \log\left(\frac{Z_{k-i:k} + \frac{1}{2}}{Z_{k-k_0:k} + \frac{1}{2}}\right) < I_i - \gamma \log\left(\frac{Z_{k-i:k} + \frac{1}{2}}{Z_{k-k_0:k} + \frac{1}{2}}\right) < \delta \log\left(\frac{Z_{k-i:k} + \frac{1}{2}}{Z_{k-k_0:k} + \frac{1}{2}}\right) + \log(1 + \varepsilon);$$

followed by application of the primary Lemma 5 in order to get the upper bound

$$\frac{1}{k_0} \sum_{i=0}^{k_0-1} I_i - \gamma < \gamma \left( \frac{1}{k_0} \sum_{i=0}^{k_0-1} \log \frac{1 - U_{k-k_0:k}^*}{1 - U_{k-i:k}^*} - 1 \right) + \frac{\delta}{k_0} \sum_{i=0}^{k_0-1} \log \frac{1 - U_{k-k_0:k}^*}{1 - U_{k-i:k}^*} + \log(1 + \varepsilon), \quad (3.3)$$

for an intermediate sequence  $k_0 \rightarrow \infty$  and  $k_0/k \rightarrow 0$ , as  $k \rightarrow \infty$ , in the conditions stipulated in the theorem (see Remark 2 below for a brief note in this respect). A completely analogous lower bound guarantees tightness. Owing to Malmquist's result (see Reiss, 1989, p.41), application of the law of large numbers leads to

$$\frac{1}{k_0} \sum_{i=0}^{k_0-1} \log \frac{1 - U_{k-k_0:k}^*}{1 - U_{k-i:k}^*} \stackrel{d}{=} \frac{1}{k_0} \sum_{i=0}^{k_0-1} (-\log(1 - U_{i:k_0}^*)) \xrightarrow{P} \int_1^\infty \log y \frac{dy}{y^2} = 1$$

as  $k_0 \rightarrow \infty$ . Therefore, from (3.3) we arrive at

$$\left| \frac{1}{k_0} \sum_{i=0}^{k_0-1} I_i - \gamma \right| < \delta \pm \log(1 + \varepsilon') + o_p(1).$$

This is in keeping with Lemma 3.2.3 in de Haan and Ferreira (2006), in which result both *II<sub>i</sub>* and *III* are also deemed lower-order terms. Hence, the proof is complete.  $\square$

**Remark 2.** The slightly stronger constraint  $\vartheta_k k_0 / \sqrt{k} \rightarrow 0$  has been put in place to ensure that the ac-

tual upper bounds  $(\vartheta_k)$  demanded, on the one hand by Lemma 5 (that  $k^{-1/2} \log \vartheta_k \rightarrow 0$ ), and by the consistency argument in the theorem on the other hand (specifically that  $k_0/k = o(1/(\vartheta_k \log k))$ ) are not contradictory of one another. Noticeably, the second restriction implies  $k_0/k = o(1)$ .

### 3.2 Asymptotic normality

This section is primarily aimed at the asymptotic normality for the proposed hybrid-Hill estimator. A secondary objective is to lay the groundwork for the reduced-bias estimation developed later on in Section 5. The exposition in the proofs as part of this section is deliberately aimed at making it obvious that our methods apply to virtually any existing semi-parametric methodology for estimation and testing concerning extreme domains of attraction (see Embrechts et al., 1997; de Haan and Ferreira, 2006; Neves, 2009). Combined with the universality class induced by relation (1.6), Lemma 5 turns out to be pivotal towards delivering this aim: it warrants the notorious brevity of this section as the proofs are made purposefully similar to those in de Haan and Ferreira (2006, Chapter 3) from the point of fusion between BM and POT domains.

**Theorem 6.** *Assume Conditions B and A2 and define  $g(t) := t - 1/2$ . Then, for all  $m = 1, \dots, n$ , there exists a function  $\tilde{A}$ , ultimately of constant sign and satisfying  $\lim_{t \rightarrow \infty} \tilde{A}(t) = 0$ , such that*

$$\lim_{t \rightarrow \infty} \frac{\log V(mg(tx)) - \log V(mg(t)) - \gamma \log x}{\tilde{A}(mt)} = \frac{x^{\tilde{\rho}} - 1}{\tilde{\rho}}, \quad (3.4)$$

for all  $x > 0$ , locally uniformly. Moreover,  $|\tilde{A}| \in RV_{\tilde{\rho}}$  with  $\tilde{\rho} := \max(\rho, -1)$ . Let  $k_0 = k_0(k)$  in the conditions of Theorem 4 be an upper intermediate sequence, i.e.  $k_0 \rightarrow \infty$  and  $k_0/k \rightarrow 0$ , as  $k \rightarrow \infty$ , satisfying

$$\lim_{k \rightarrow \infty} \sqrt{k_0} \tilde{A}\left(\frac{n}{k_0}\right) = \lambda \in \mathbb{R}.$$

Then, the H2 estimator is asymptotically normal, namely

$$\sqrt{k_0}(\hat{\gamma}^{H2} - \gamma) \xrightarrow{d} N\left(\frac{\lambda}{1 - \tilde{\rho}}, \gamma^2\right).$$

**Remark 3.** The asymptotic normality of  $\hat{\gamma}^{H2}$  does not depend explicitly on the block length  $m$  since it only affects the second order convergence relating the approximation bias.

*Proof.* The first part of the theorem follows readily from Lemma 9 in Appendix B. Next, we somewhat departure from the line of proof for consistency of  $\hat{\gamma}^{H2}$  (given in Theorem 4) by shifting the focus from the prior Fréchet order statistics to the dual representation in terms of Pareto supplied by Lemma 5. Loosely speaking, within the framework of Conditions B1 and B2, Lemma 5 states that, from some given high threshold  $t$  onwards, the conditional distribution function of the shifted standard Pareto random

### 3.2 Asymptotic normality

---

variable  $Y - 1/2$  is well approximated by the tail distribution function of the unit Fréchet distribution. Let  $Y_{1:k} \leq Y_{2:k} \leq \dots \leq Y_{k:k}$  be the order statistics from a sample of i.i.d standard Pareto random variables with tail d.f. given by  $1 \wedge y^{-1}$ . Using Lemma 5, for the same intermediate sequence  $k_0 \in (0, k]$ , we recast the above equality in distribution into the almost sure approximation,

$$\sqrt{k_0}(\hat{\gamma}^{\text{H2}} - \gamma) \stackrel{a.s.}{\approx} \sqrt{k_0} \left\{ \frac{1}{k_0} \sum_{i=0}^{k_0-1} \log V \left( m \left( \frac{Y_{k-i:k}}{Y_{k-k_0:k}} Y_{k-k_0:k} - \frac{1}{2} \right) \right) - \log V \left( m \left( Y_{k-k_0:k} - \frac{1}{2} \right) \right) - \gamma \right\}.$$

The assumption in the theorem that  $\vartheta_k k_0 / \sqrt{k} \rightarrow 0$ , as  $k \rightarrow \infty$ , implies  $k_0/k \rightarrow 0$  whereby 2 (ii) ensures that  $(k_0/k) Y_{k-k_0:k} \xrightarrow{P} 1$ . Since  $\{Y_{k-k_0:k}\}$  is a non-decreasing sequence w.r.t.  $k$ , the convergence in probability  $Y_{k-k_0:k} \xrightarrow{P} 1$  implies convergence almost surely. Via analogous uniform bounds to (1.9) from Condition A2 now within the realm of (3.4), i.e.

$$\sup_{x \geq 1} x^{-(\tilde{\rho} + \delta)} \left| \left( \frac{\log V(mg(tx)) - \log V(mg(t)) - \gamma \log x}{\tilde{A}(mt)} - \frac{x^{\tilde{\rho}} - 1}{\tilde{\rho}} \right) \right| \leq \varepsilon,$$

we arrive at

$$\begin{aligned} & \sqrt{k_0} \left\{ \frac{1}{k_0} \sum_{i=0}^{k_0-1} \gamma \log \frac{Y_{k-i:k}}{Y_{k-k_0:k}} - \gamma + \tilde{A}(mY_{k-k_0:k}) \left[ \frac{1}{k_0} \sum_{i=0}^{k_0-1} \frac{(Y_{k-i:k}/Y_{k-k_0:k})^{\tilde{\rho}} - 1}{\tilde{\rho}} \right. \right. \\ & \quad \left. \left. + \frac{1}{k_0} \sum_{i=0}^{k_0-1} \left( \frac{Y_{k-i:k}}{Y_{k-k_0:k}} \right)^{\tilde{\rho} + \varepsilon} \Upsilon_k(i) \right] \right\} \\ & \leq \sqrt{k_0} \left\{ \gamma \left( \frac{1}{k_0} \sum_{i=0}^{k_0-1} \log \frac{Y_{k-i:k}}{Y_{k-k_0:k}} - 1 \right) + \tilde{A}(mY_{k-k_0:k}) \left[ \frac{1}{k_0} \sum_{i=0}^{k_0-1} \frac{(Y_{k-i:k}/Y_{k-k_0:k})^{\tilde{\rho}} - 1}{\tilde{\rho}} \right. \right. \\ & \quad \left. \left. + \max_{1 \leq i \leq k_0} |\Upsilon_k(i-1)| \frac{1}{k_0} \sum_{i=0}^{k_0-1} \left( \frac{Y_{k-i:k}}{Y_{k-k_0:k}} \right)^{\tilde{\rho} + \varepsilon} \right] \right\}, \end{aligned} \quad (3.5)$$

where, for every  $i = 0, 1, \dots, k_0 - 1$ ,

$$\Upsilon_k(i) := \left( \frac{Y_{k-i:k}}{Y_{k-k_0:k}} \right)^{-\tilde{\rho} - \varepsilon} \left( \frac{\log V(m(Y_{k-i:k} - \frac{1}{2})) - \log V(m(Y_{k-k_0:k} - \frac{1}{2}))}{\tilde{A}(mY_{k-k_0:k})} - \frac{(Y_{k-i:k}/Y_{k-k_0:k})^{\tilde{\rho}} - 1}{\tilde{\rho}} \right) = o_p(1).$$

A similar lower bound can be readily established. The first term in (3.5) is  $\sqrt{k_0}$ -consistent and asymptotically normal by Lemma 3.2.3 of de Haan and Ferreira (2006). For the remainder terms attached to  $\tilde{A}(mY_{k-k_0:k})$ , the law of large numbers ascertains the result in the theorem by similar steps as in the proof



of Lemma 3.2.3 of de Haan and Ferreira (2006). In particular, for any arbitrarily small  $c \geq 0$ ,

$$\frac{1}{k_0} \sum_{i=0}^{k_0-1} \left( \frac{Y_{k-i:k}}{Y_{k-k_0:k}} \right)^{\tilde{\rho}+c} \xrightarrow{P} \int_1^\infty y^{\tilde{\rho}+c} \frac{dy}{y^2} = \frac{1}{1-\tilde{\rho}-c},$$

as  $k_0 \rightarrow \infty$ . It only remains to prove that  $\tilde{A}(mY_{k-k_0:k})/\tilde{A}(m\frac{k_0}{k}) \xrightarrow{P} 1$ . Lemma 2 (i) for  $\theta_k = k_0$  in conjunction with the regular variation  $\lim_{t \rightarrow \infty} \tilde{A}(tx)/\tilde{A}(t) = x^{\tilde{\rho}}$ , for  $x > 0$  locally uniformly gives that

$$\left| \tilde{A}(mY_{k-k_0:k}) \right| \stackrel{d}{\approx} \left( \frac{k_0}{k} (Z_{k-k_0:k} + 1/2) \right)^{\tilde{\rho}} \left| \tilde{A}\left(m\frac{k}{k_0}\right) \right| (1 + o_p(1)) = \left| \tilde{A}\left(m\frac{k}{k_0}\right) \right| \left( 1 + o_p\left(\frac{1}{\sqrt{k_0}}\right) \right).$$

Hence the asymptotic expansion for the normalised H2 estimator:

$$\sqrt{k_0}(\hat{\gamma}^{\text{H2}} - \gamma) \stackrel{d}{=} \gamma P_{k_0} + \frac{1}{1-\tilde{\rho}} \sqrt{k_0} \tilde{A}\left(m\frac{k}{k_0}\right) + o_p\left(\sqrt{k_0} \tilde{A}\left(m\frac{k}{k_0}\right)\right), \quad (3.6)$$

where  $P_{k_0}$  denotes standard normal random variable. This expansion, with wide resonance in POT-related estimation methodology (cf. de Haan and Ferreira, 2006, Chp. 3), concludes the proof.  $\square$

## 4 Optimal choices for the top fraction $k_0/k$ in H2 estimation

In this section, we explore the optimal selection of  $k_0 = k_0(k)$  in the sense of minimising the asymptotic mean squared error (AMSE) of the H2 estimator. Under the conditions of Theorem 6, we wish to minimise the  $\text{AMSE} = E_\infty[k_0(\hat{\gamma}^{\text{H2}}(k_0, k) - \gamma)^2]$  with respect to  $k_0$ . This procedure will be hinged on the approximation originating from (3.6):

$$E[k_0(\hat{\gamma}^{\text{H2}}(k_0, k) - \gamma)^2] \approx \gamma^2 \text{Var}(P_{k_0}) + E^2\left[P_{k_0} + \frac{1}{1-\tilde{\rho}} \sqrt{k_0} \tilde{A}\left(m\frac{k}{k_0}\right)\right] = \gamma^2 + \left(\frac{\sqrt{k_0}}{1-\tilde{\rho}} \tilde{A}\left(m\frac{k}{k_0}\right)\right)^2.$$

In the subsequent search for a minimiser of  $\sqrt{k_0} \tilde{A}(m\frac{k}{k_0})$ , two cases are in focus which we address separately: the case of rapid convergence ascribed by  $\tilde{\rho} = -1$  and the slower convergence sub-class of  $-1 < \tilde{\rho} \leq 0$ . We note that within the former, the case  $\tilde{\rho} = -1$  and  $\rho = -1$  is approached by continuity (cf. Appendix B). The supplementary document to this paper lists a number of distributions and their indices of regular variation, which can serve as an aid to what comes next.

- For  $\tilde{\rho} = -1$ , the deterministic component of the asymptotic bias is primarily determined by

$$b_k = \frac{\gamma}{4} \sqrt{k_0} \left| \left( \frac{k}{k_0} - \frac{1}{2} \right)^{-1} \right|,$$

and becomes negligible for  $k_0 \ll k^{2/3}$ . Given the wide range of distributions possessing  $\tilde{\rho} = -1$ ,

including Fréchet, Pareto, Cauchy as well as quite a few Burr distributions, this upper bound for enabling asymptotically null bias is in a certain sense distribution-free. A list of distributions with  $\tilde{\rho} = -1$  is given in Table 1, in the supplement.

- For  $-1 < \tilde{\rho} \leq 0$ , the interest is in finding the largest possible  $k_0$  (hence minimising the variance) such that  $\sqrt{k_0}\tilde{A}(n/k_0)$  is arbitrarily close to zero. We define  $L(t) := t^{-\tilde{\rho}}\tilde{A}(t) \in RV_0$ , whereby there exists a positive function  $a$  such that  $t^{-1}a(t) \in RV_{-1}$  and

$$L(t) = \int_t^\infty \frac{a(s)}{s} ds.$$

Invoking Karamata's theorem for integration of regularly varying functions (de Haan and Ferreira, 2006, Theorem B.1.5), we find that

$$\frac{L(t)}{a(t)} = \frac{1}{t} \int_t^\infty \frac{s^{-1}a(s)}{t^{-1}a(t)} ds \xrightarrow{t \rightarrow \infty} \infty.$$

This implies that whenever the slowly-varying part of  $\tilde{A}$  satisfies  $L(t) \rightarrow c \in (0, \infty)$ , minimisation through finding the zeros of its derivative is rendered useless due to the necessarily  $a(t) = o(1)$ . That is,  $a(t) \ll L(t)$  meaning that the works on  $a$  is not enough to keep  $L$  in check, eventually. This partly explains the excessively large turning points reported in Neves and Fraga Alves (2004, Section 3). Hence, we proceed via the direct method and write  $t_k = k/k_0 \rightarrow \infty$  and  $\sqrt{k_0}\tilde{A}(t_k) = \sqrt{k} t_k^{-1/2+\tilde{\rho}} L(t_k)$ . If  $\lim_{t \rightarrow \infty} L(t)$  is positive and finite, then we may set  $\sqrt{k} t_k^{-1/2+\tilde{\rho}} \rightarrow \beta \in [0, 1)$  which, solving for  $k_0$ , yields  $k_0 \sim \beta^{2/(1-2\tilde{\rho})} k^{1-1/(1-2\tilde{\rho})} \rightarrow \infty$ . The role of the block size  $m$  is that of a catalyst in the convergence whereby we can replace  $k$  with  $mk$  thus making it possible to conduct the H2 estimation on a wider range of  $k_0$  in a optimal way. We note that if  $\tilde{\rho} = -1$ , we obtain  $k_0 \sim (\beta k)^{2/3}$ , the same power of  $k$  that staves off the bias in the previous item. If  $L(t) = o(1)$ , as  $t \rightarrow \infty$ , then we seek the largest  $k_0$  such that  $t_k^{1/2+\tilde{\rho}}/(mk)^{-1/2} \rightarrow 0$ , i.e.  $k_0 \ll (mk)^{-2\tilde{\rho}/(1-2\tilde{\rho})}$ . As it tallies with the previously obtained  $k_0 \ll (mk)^{2/3}$ , it establishes continuity with the case of  $\tilde{\rho} = -1$ .

## 5 Reduced-bias H2 estimation

The primary goal in this section is to provide compelling evidence that the deterministic second order component of approximation bias embedded in the H2 estimator can be curtailed in a systematic manner. The cursory estimator, used as a surrogate estimator for  $\gamma > 0$  embedded in the approximation bias (of second order), is found widely useful to the reduced-bias estimation of the extreme value index. It will circumvent the usual requirement of having to conduct estimation of the second order parameters at a much lower threshold, of the order  $2k/\log \log k$ .

Key to dampening the asymptotic bias of the H2 estimator is the worsened rate of convergence dis-

played in the second order relation (3.4), whose second order parameter  $\tilde{\rho}$  becomes trapped at  $-1$  for a wide range of distributions  $F$  such that  $V \in 2RV(\gamma, \rho)$ . We have opted not to delve further into the asymptotic normality since bias-reduction has become a research topic in its own right and straying away to such endeavour would lengthen the paper considerably as well as detract on its chief purpose, that of merging the BM and POT streams for inference.

Figures 2 to 4 display the simulated bias and empirical mean squared error (MSE) obtained for the H2 estimator in (1.4) and its reduced-bias variants in both cases of  $\tilde{\rho} = -1$  (labelled RBH2r) and  $\tilde{\rho} > -1$  (labelled RBH2). The simulations essentially consisted of generating a sample of size  $n = 5000$  from each parent distribution which are afterwards segmented into blocks of size  $n = 20$ . H2 estimates are obtained for every increasing number  $k_0$  of larger BM whereas maximum likelihood (ML) estimation takes place with  $k_0 = k$  by assuming that the whole sample of BM conforms to the exact GEV-fit (no approximation error accounted for). In order to calculate estimates of H2 shorn of its bias, we employ the cursory estimator  $\hat{\gamma}(\theta_k, k)$  to estimating the unknowns embedded in  $\tilde{A}(k/k_0)$  (from (3.6), specified in Appendix B). This task is much facilitated by the many parent distributions possessing  $\tilde{\rho} = -1$ . A number of these are shown in Table 1 as part of the supplementary document.

In all cases encompassing Figures 2 and 3, the ML estimator quite quickly gets overcome by a H2 estimator either in terms of bias or of MSE, or both. For the Cauchy distribution satisfying (3.4) with  $\gamma = 1 = -\tilde{\rho}$ , the reduced-bias H2 estimation is demonstrated accurate for a wide range of  $k_0$ , however slightly less precise than the MLE. This reflects the larger asymptotic variance of the RBH2r estimator for  $\gamma \geq 1$ . Although such values are hardly the case in practical applications, especially in environmental ones since  $\gamma > 1$  signifies that only moments of a fractional order exist finite, we believe that further improvement of RBH2r is within reach. For enhanced clarity, we are also illustrating performance of the H2 estimator with the GEV and GP distributions both having their second order parameter  $\tilde{\rho} = -\gamma$  estimated via the cursory estimator. In spite of the MLE being at greater advantage in this setting, not least because the H2 estimator is not invariant to a location-shift in the observations, the reduced-bias version RBH2 seems a convincing competitor for small values of  $k_0$ .

In conjunction, Figures 2 and 4 are a good graphic testament to the effectiveness of the proposed hybrid approach for unifying the to date polarised extreme value statistical streams, either grounded in the GEV-fit to BM or stemming from POT approaches predicated on the GPD-approximation to tail-related data. Additionally, Figure 5 evidences that, even if the approximation bias is left unabated, the H2 estimator comes out in a relatively equal standing to the conventional Hill estimator based on the upper order statistics from the entire sample of size  $n = 5000$ . When a small number of upper intermediate order statistics is employed, the H2 estimator displays estimates' paths which bear a striking resemblance to those delivered by the original Hill estimator stemming from the POT approach. This is an example of how knowledge gained from one strand of development (POT approach) can be used to bolster new advances on the other (BM method).

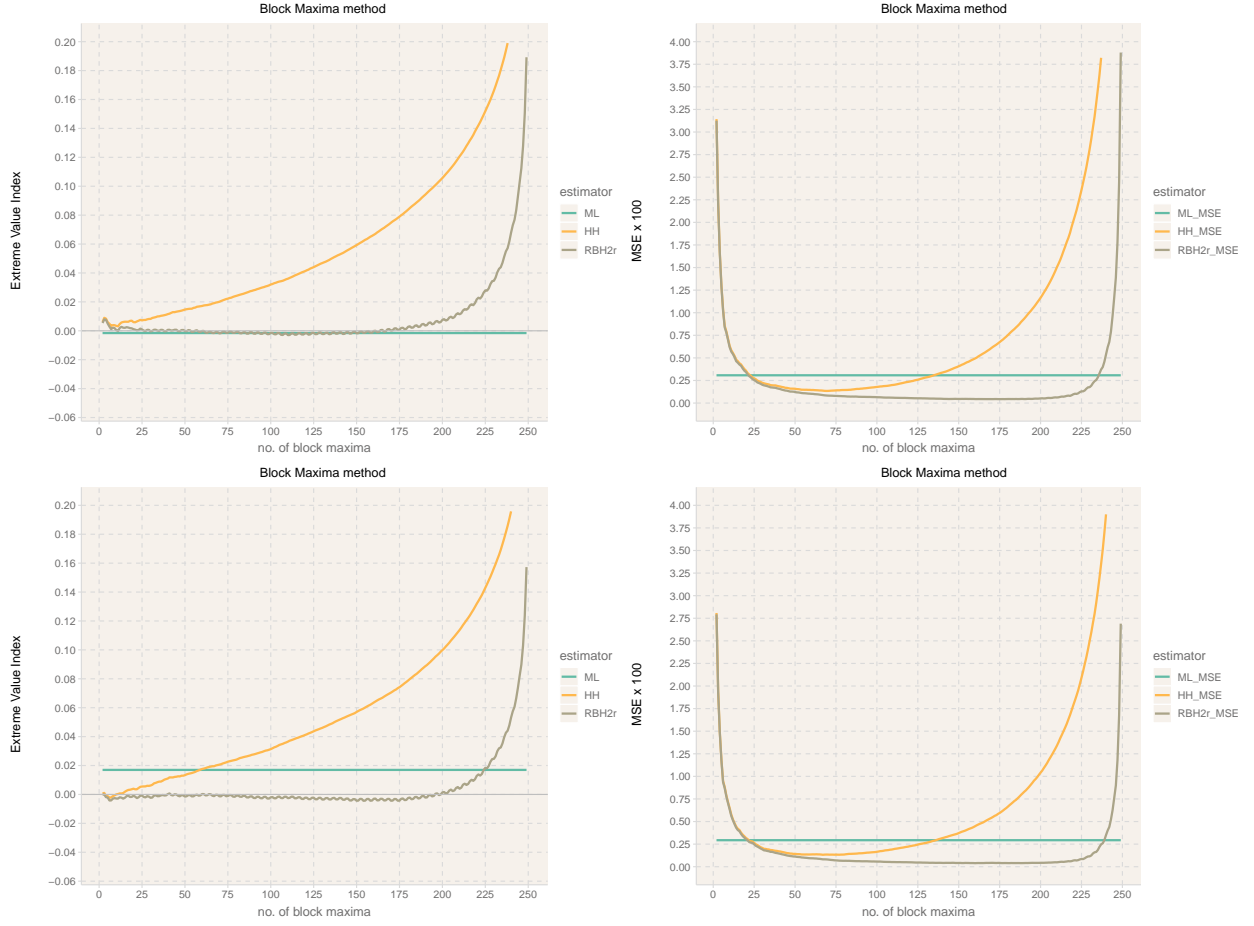


Figure 2: Fréchet and Pareto, both attached to  $\gamma = 1/4$  and  $\tilde{\rho} = -1$ . Inference produced by H2 estimators is virtually the same for these two distributions.

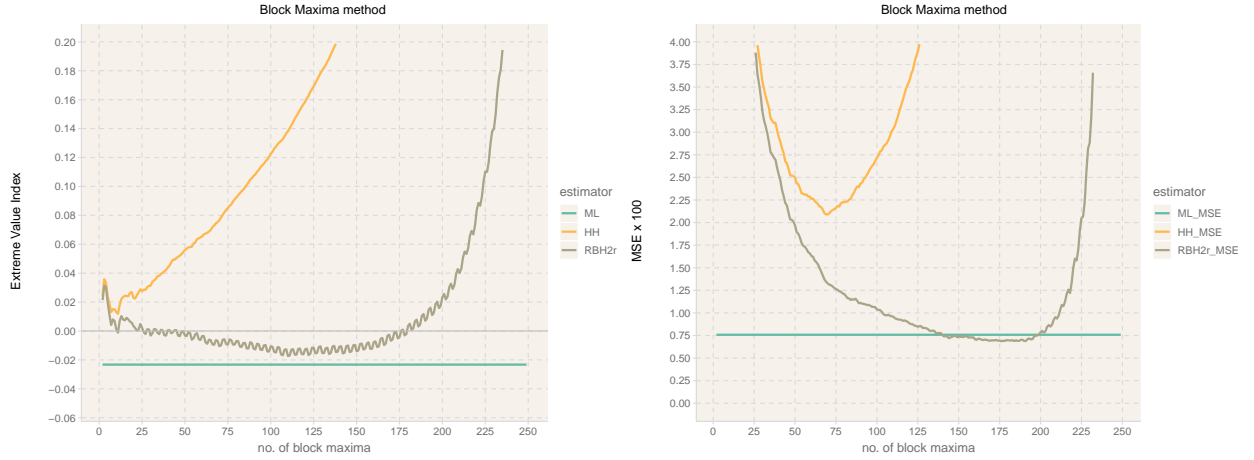


Figure 3: Cauchy distribution satisfying (3.4) with  $\gamma = 1$  and  $\tilde{\rho} = -1$ . Reduced-bias H2 estimation is demonstrated accurate albeit with larger variance than the MLE for upper intermediate values  $k_0$ .

## 6 Proofs

This section is devoted to the proof of the basic result in this paper.

**Proof of Lemma 5:** We borrow Theorem 2.1 of Ferreira and de Haan (2015), albeit specialised in the i.i.d. unit Fréchet random variables  $\{Z_k\}_{k \geq 1}$ , from which we find for the basic unit Fréchet normalised quantile process that

$$\sqrt{k} \left( Z_{k-[ks]:k} - \frac{1}{-\log(1-s)} \right) = -\frac{B_k(s)}{(1-s)(-\log(1-s))^2} + o_p(1), \quad (6.1)$$

for  $s \in [\frac{1}{k+1}, \frac{k}{1+k}]$ , with  $\{B_k(s)\}$  denoting a sequence of Brownian bridges on  $[0, 1]$ .

Let  $\{U_n^*\}_{n \geq 1} := \{F(Z_n)\}_{n \geq 1}$  be a sequence of i.i.d. standard uniform random variables stemming from  $F(z) = \exp\{z^{-1}\}$ ,  $z \geq 0$ . These are employed to define the quantile process  $Q(s) := U_{k-[ks]:k}^*$  on  $[0, 1]$ , where  $U_{0:k}^* \equiv 0$ . We now look at the inverse process of the initial (composite) quantile process

$$H_k(s) = Z_{[k(1-s)]:k} := -\frac{1}{\log(1 - U_{[ks]:k}^*)} = M(Q_k(s)), \quad s \in [0, 1],$$

where we also define  $M(s) := -1/\log(1-s)$  having continuous derivative  $M'(s) = (1-s)^{-1}(-\log(1-s))^{-2} < 0$ . We are now ready to devise a similar approximation to (6.1) in terms of the corresponding tail

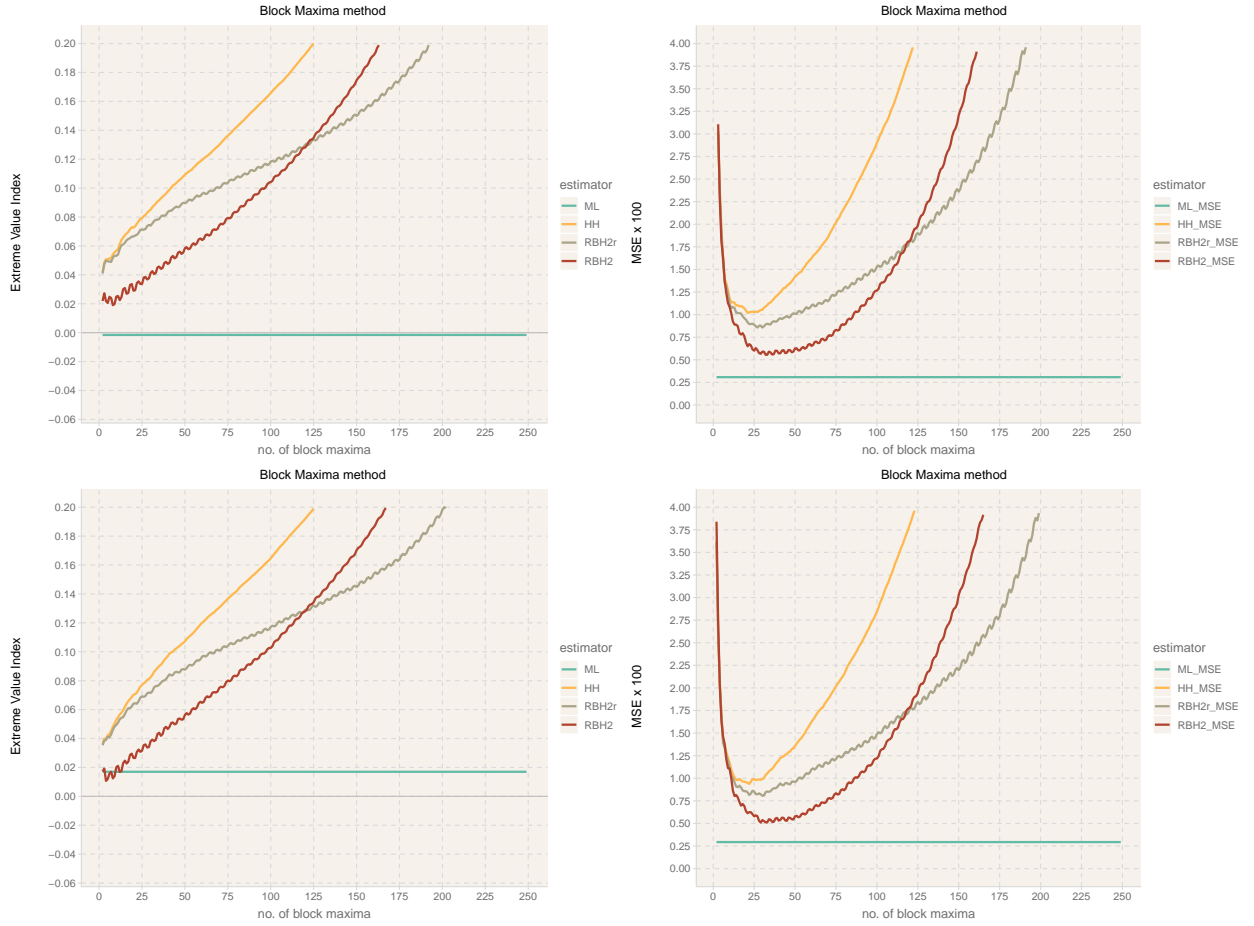


Figure 4: **Hybrid BM-POT.** Inference on the basis of the limiting GEV for BM and the stable GPD for POT, both of which here exemplified with  $\gamma = 1/4$  and  $\tilde{\rho} = -\gamma$ , is virtually the same.

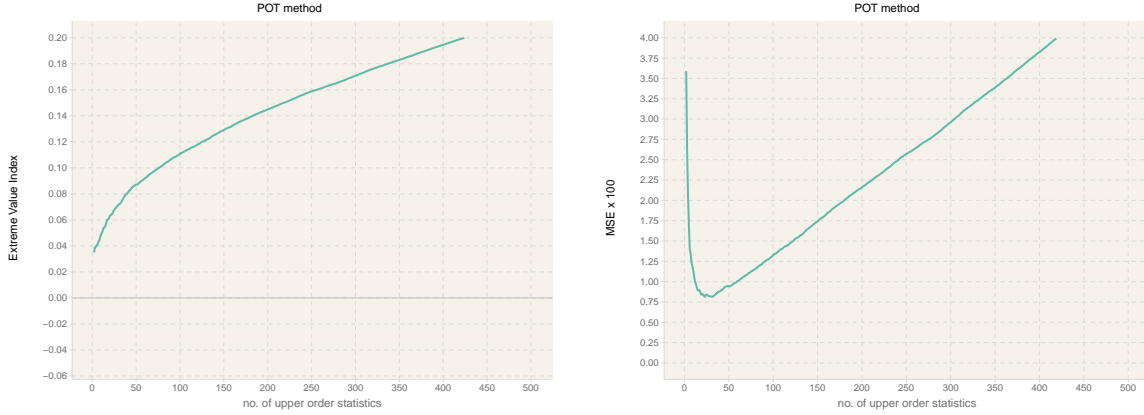


Figure 5: **Purely POT.** Conventional Hill estimation for threshold exceedances on the basis of samples of size  $n = 5000$  from the GDP with  $\gamma = 1/4$  and  $\tilde{\rho} = -\gamma$

empirical process:

$$H_k(s)^{\leftarrow} = (M(Q_k(s)))^{\leftarrow} = \frac{1}{k} \sum_{i=1}^k \mathbb{1}_{\{U_i^* \leq e^{-\frac{1}{s}}\}} \stackrel{a.s.}{=} \frac{1}{k} \sum_{i=1}^k \mathbb{1}_{\{U_i \geq 1 - e^{-\frac{1}{s}}\}},$$

with  $\{U_i\}_{i=1}^n$  again independent random variables from the uniform distribution on the unit interval. It results from (6.1), through application of the non-increasing Vervaat's lemma (cf. Resnick, 2007, Proposition 3), that

$$\left| \sqrt{k} \left( \frac{1}{k} \sum_{i=1}^k \mathbb{1}_{\{U_i \geq 1 - e^{-\frac{1}{s}}\}} - (1 - e^{-\frac{1}{s}}) \right) - B_k(e^{-\frac{1}{s}}) \right| = o_p(1), \quad (6.2)$$

uniformly for  $s \geq \frac{1}{\log(k+1)} > 0$ , with the same sequence of Brownian bridges  $\{B_k(s)\}$ .

Next, we replace  $s$  with  $t - 1/2$  everywhere in (6.2), meaning that, for a sequence of reals  $\vartheta_k > 0$  such that  $\vartheta_k \log k \rightarrow \infty$ , as  $k \rightarrow \infty$ , the appropriately normalised tail empirical process

$$\{\alpha_k(t)\}_{t > 1/2} := \sqrt{k} \left\{ \frac{1}{k} \sum_{i=1}^k \mathbb{1}_{\{U_i \geq 1 - \exp(-\frac{1}{t-1/2})\}} - \left( 1 - \exp\left\{-\frac{1}{t-1/2}\right\} \right) \right\}_{t > 1/2} \quad (6.3)$$

satisfies

$$\sup_{t \geq \vartheta_k / (\log(k+1))^{-1}} \left| \alpha_k(t) - B_k(e^{-\frac{1}{t-1/2}}) \right| = o_p(1).$$

This enables to harness sharp bounds stemming from the Taylor's expansion for sufficiently large  $t$ :

$$a(t) := 1 - \exp\left\{-\left(t - \frac{1}{2}\right)^{-1}\right\} = t^{-1} \left( 1 - \frac{t^{-2}}{12} + o(t^{-2}) \right) \quad (6.4)$$

for writing

$$\begin{aligned} & \left| \frac{\alpha_k(t)}{\sqrt{k}} - \left( \frac{1}{k} \sum_{i=1}^k \mathbb{1}_{\{(1-U_i)^{-1} \geq s\}} - s^{-1} \right) + (a(s) - s^{-1}) \right| \\ & \leq \left| \frac{1}{k} \sum_{i=1}^k \mathbb{1}_{\{U_i \geq a(s)\}} - a(s) \right| + \left| \frac{1}{k} \sum_{i=1}^k \mathbb{1}_{\{(1-U_i)^{-1} \geq s\}} - \frac{1}{s} \right| + o(1) = o_p(1), \end{aligned}$$

as  $k \rightarrow \infty$ , due to the first two terms on the right h.s. of the inequality each resolving to a  $O_p(1/\sqrt{k})$  by application of Donsker's theorem for the uniform (reduced) empirical process coupled with the continuous mapping theorem and functional delta method. The third, deterministic term is asymptotically negligible given the slightly more stringent, albeit necessary requirement  $\sqrt{k}\vartheta_k^{-3} = o(1)$  in view of the approximation (6.4). Hence, we have that

$$\sqrt{k} \left| \frac{1}{k} \sum_{i=1}^k \mathbb{1}_{\{U_i \geq 1 - \exp(-\frac{1}{t-1/2})\}} - \frac{1}{k} \sum_{i=1}^k \mathbb{1}_{\{(1-U_i)^{-1} \geq t\}} \right| = O_p(1),$$

uniformly for every  $t \geq \vartheta_k \log k$  and  $t$  bounded away from  $1/2$ . It only remains to prove the desired a.s. convergence by way of a strengthening to the above convergence in probability. Indeed, for ascertaining

$$\sup_{t \geq \vartheta_k \log k} \sqrt{k} \left| \frac{1}{k} \sum_{i=1}^k \mathbb{1}_{\{U_i \geq 1 - \exp(-\frac{1}{t-1/2})\}} - \frac{1}{k} \sum_{i=1}^k \mathbb{1}_{\{(1-U_i)^{-1} \geq t\}} \right| \xrightarrow{a.s.} 0 \quad (6.5)$$

it suffices to show that, for every  $\varepsilon > 0$ ,

$$\sum_{k \geq 1} P \left\{ \sqrt{k} \left| \frac{1}{k} \sum_{i=1}^k \mathbb{1}_{\{U_i \geq 1 - \exp(-\frac{1}{t-1/2})\}} - \frac{1}{k} \sum_{i=1}^k \mathbb{1}_{\{(1-U_i)^{-1} \geq t\}} \right| > \varepsilon \right\} < \infty, \quad (6.6)$$

for all  $t \geq \vartheta_k \log k + 1/2 =: \theta_k$ , whereby we prove that the following tail probability becomes vanishingly small at a suitable (exponential) rate: for any  $\delta > 0$ ,

$$\begin{aligned} & P \left\{ \sup_{t \geq \theta_k} \sqrt{k} \left| \left( \frac{1}{k} \sum_{i=1}^k \mathbb{1}_{\{U_i \geq 1 - \exp(-\frac{1}{t-1/2})\}} - a(t) \right) - \left( \frac{1}{k} \sum_{i=1}^k \mathbb{1}_{\{(1-U_i)^{-1} \geq t\}} - t^{-1} \right) + t^{-1} (1 + O(t^{-2})) \right| > \delta \right\} \\ & \leq P \left\{ \sup_{t \geq \theta_k} |\alpha_k(t)| \geq \delta/3 \right\} + P \left\{ \sup_{t \geq \theta_k} |\Gamma_k(t)| \geq \delta/3 \right\}. \end{aligned}$$

To this end, we employ Theorem 1.1(3) from Mason (2001) with  $d = k\beta_k$ , for  $\beta_k := 1 - \exp\{-(\vartheta_k \log k)^{-1}\}$  (a decreasing sequence in  $k \geq 2$ ) in relation to the reduced empirical uniform empirical process arising



from  $\{\alpha_k(t)\}$  while setting  $s = a(t)$  everywhere, thus rendering

$$\sup_{0 < s \leq \beta_k} |\alpha_k^*(s) - B_k(1-s)| \geq k^{-1/2}(x - \log \vartheta_k) =: \varepsilon_k$$

for all  $x \in \mathbb{R}$ . Owing to the assumption that  $\log \vartheta_k / \sqrt{k} = o(1)$ , for every  $\varepsilon > 0$ , there exists  $k_0$  such that for  $k \geq k_0$ ,

$$P\left\{\sup_{0 < s \leq \beta_k} |\alpha_k^*(s) - B_k(1-s)| \geq \varepsilon\right\} \leq be^{-c\varepsilon},$$

for some constants  $b, c > 0$ . It is useful to note in this instance that  $B_k(1-s) \stackrel{d}{=} B_k(s)$ . Hence,

$$P\left\{\sup_{t \geq \theta_k} |\alpha_k(t)| \geq \delta/3\right\} \leq P\left\{\sup_{0 < s \leq \beta_k} |\alpha_k^*(s) - B_k(1-s)| \geq \delta/3\right\} + P\left\{\sup_{0 < s \leq \beta_k} |B_k(s)| \geq \delta/3\right\} \leq be^{-c\delta} + e^{-2\delta^2}.$$

The latter exponential term stems from Theorem 1.5.1 of Csörgő and Révész (1981). Both tail probabilities on the right hand-side decrease exponentially fast with decreasing  $\beta_k$  (i.e. as  $k \rightarrow \infty$ ). The convergence in (6.5) thus holds by application of Borel-Cantelli lemma.

This reasoning applies seamlessly to the process  $\{\Gamma_k(t)\}$  and its direct uniform counterpart  $\{\Gamma_k^*(t)\}$  that originates from putting  $t = 1/s$ . Indeed, the second Brownian bridge in the above follows from Donsker's theorem for the reduced empirical process, giving a distribution-free result outright. The proof is completed with the following note. The local modulus of continuity for Brownian bridge (Theorem 1.9.1 in Csörgő and Révész, 1981) establishes that, for  $0 < \delta < 1/2$ ,

$$\lim_{h \downarrow 0} \sup_{0 < x \leq h} \frac{|B(x+h) - B(x)|}{h^{1/2-\delta}} \stackrel{a.s.}{=} 0.$$

In view of the expansion (6.4), it is fruitful to substitute  $x = s^{-1}$  and use  $h = O(s^{-3})$  so that

$$\lim_{h \downarrow 0} \sup_{0 < s^{-1} \leq h} \frac{|B(s^{-1}+h) - B(s^{-1})|}{h^{1/2-\delta}} = \lim_{h \downarrow 0} \sup_{0 < s^{-1} \leq h} \frac{|B(\exp\{-1/(s-1/2)\}) - B(1-s^{-1})|}{h^{1/2-\delta}} \stackrel{a.s.}{=} 0.$$

Finally, application of Vervaat's lemma (see Resnick, 2007, Proposition 3.3) coupled with Lévy's distance theorem allows to revert to analogous formulation of (6.5), i.e., to that featuring the quantile process.  $\square$

## A Results concerning Condition B

**Proposition 7.** *For every  $m \geq 1$ , the distribution function  $F^m$  is in the domain of attraction of an extreme value distribution  $G_\gamma$  attached to a positive  $\gamma$  (i.e.  $F^m \in \mathcal{D}(G_\gamma)_{\gamma>0}$ ), in which case we write*

$$G_\gamma\left(\frac{x-1}{\gamma}\right) = \exp\{-x^{-1/\gamma}\},$$

for all  $x > 0$ , if and only if

$$\lim_{t \rightarrow \infty} \frac{1 - F^m(xV(m(t-1/2)))}{1 - F^m(V(m(t-1/2)))} = x^{-1/\gamma},$$

for all  $x > 0$ .

*Proof.* We begin with the precise definition of the quantile-type function  $V_{\text{BM}}(t)$  pertaining to  $F^m$ :

$$V_{\text{BM}}(t) := \inf\left\{x \in \mathbb{R} : \frac{1}{-m \log F(t)} \geq t\right\}, \quad t \geq 0,$$

from which expression it becomes clear that  $V_{\text{BM}}(t) = V(mt)$ . Since  $F^m \in \mathcal{D}(G_\gamma)$  for some  $\gamma > 0$ , then  $F^m \in RV_{-1/\gamma}$ , i.e.,

$$\lim_{t \rightarrow \infty} \frac{1 - F^m(tx)}{1 - F^m(t)} = x^{-1/\gamma},$$

while  $\lim_{u \rightarrow \infty} V(u) = \infty$ . Hence, by the left-continuity and of  $V(mt)$ , also nondecreasing, the limit relation in the proposition is also true for all  $x > 0$ . The indirect implication is routinely verified along the reverse pathway.  $\square$

**Lemma 8.** *Given the conditions of Proposition 7, it holds that*

$$\lim_{t \rightarrow \infty} \int_1^\infty \frac{1 - F^m(xV(m(t-1/2)))}{1 - F^m(V(m(t-1/2)))} \frac{dx}{x} = \gamma > 0.$$

*Proof.* Heading the associated uniform bounds stated in Condition B we have that, for every  $\varepsilon, \delta > 0$  there is  $t_0 = t_0(\varepsilon, \delta)$ , such that for  $t \geq t_0$  and  $x \geq 1$

$$\left| \frac{\overline{F^m}(xV(mg(t)))}{\overline{F^m}(V(mg(t)))} - x^{-\frac{1}{\gamma}} \right| \leq \varepsilon x^{-\frac{1}{\gamma} + \delta},$$

we employ the triangle inequality followed by application of the dominated convergence to verify the approximation of the integrals in the theorem:

$$\left| \int_1^\infty \frac{\overline{F^m}(xV(mg(t)))}{\overline{F^m}(V(mg(t)))} \frac{dx}{x} - \int_1^\infty x^{-1/\gamma} \frac{dx}{x} \right| \leq \varepsilon \int_1^\infty |x^{-(\frac{1}{\gamma} - \delta)}| \frac{dx}{x} < \infty,$$

for every  $0 < \delta < 1/\gamma$ . □

## B Second order regular variation appertaining Condition A2

**Lemma 9.** *Suppose that the function  $V \in RV_\gamma$ ,  $\gamma > 0$ , is such that the second order condition (1.7) is satisfied with second order parameter  $\rho \leq 0$ . With  $g(t) := t - 1/2$ , this implies for every  $m \geq 1$ ,*

$$\lim_{t \rightarrow \infty} \frac{\log V(mg(tx)) - \log V(mg(t)) - \gamma \log x}{\tilde{A}(mt)} = \frac{x^{\tilde{\rho}} - 1}{\tilde{\rho}},$$

for all  $x > 0$ , where  $\tilde{\rho} = \max(\rho, -1)$  and with

$$\tilde{A}(t) = \begin{cases} A_0(t), & \rho > -1, \\ A_0(t) + \frac{m\gamma}{2}t^{-1}, & \rho = -1, \\ \frac{\gamma}{2}(\frac{t}{m} - \frac{1}{2})^{-1}, & \rho < -1. \end{cases}$$

*Proof.* For all  $x > 0$  and any  $m \geq 1$ , as  $t \rightarrow \infty$ ,

$$\begin{aligned} & \log V\left(mtx - \frac{m}{2}\right) - \log V\left(mt - \frac{m}{2}\right) - \gamma \log x \\ = & -\gamma \log x + \log V\left(mt\left(x - \frac{1}{2t}\right)\right) - \log V(mt) - \left[\log V\left(mt\left(1 - \frac{1}{2t}\right)\right) - \log V(mt)\right] \\ = & -\gamma \log x + \gamma \log\left(x - \frac{1}{2t}\right) + A_0(mt) \frac{\left(x - \frac{1}{2t}\right)^\rho - 1}{\rho} (1 + o(1)) - \left[\gamma \log\left(1 - \frac{1}{2t}\right) + A_0(mt) \frac{\left(1 - \frac{1}{2t}\right)^\rho - 1}{\rho} (1 + o(1))\right] \\ = & \gamma \log\left(\frac{1 - \frac{1}{2tx}}{1 - \frac{1}{2t}}\right) + A_0(mt) \left(1 - \frac{1}{2t}\right)^\rho \frac{x^\rho \left(\frac{1 - \frac{1}{2tx}}{1 - \frac{1}{2t}}\right)^\rho - 1}{\rho} + o(A_0(mt)). \end{aligned}$$

We now define the building blocks that make up the latter, i.e.

$$\log V\left(mtx - \frac{m}{2}\right) - \log V\left(mt - \frac{m}{2}\right) := I + II + o(A_0(mt)). \quad (\text{B.1})$$

Application of the Taylor's expansion  $\log(1 + y) = y - \frac{y^2}{2} + o(y^2)$ , with  $y := ((1 - \frac{1}{2tx})/(1 - \frac{1}{2t}) - 1) \rightarrow 0$ , yields:

$$I := \gamma \log\left(1 + \left(\frac{1 - \frac{1}{2tx}}{1 - \frac{1}{2t}} - 1\right)\right) = \frac{\gamma}{2}\left(t - \frac{1}{2}\right)^{-1} \frac{x^{-1} - 1}{-1} - \frac{\gamma}{8}\left(t - \frac{1}{2}\right)^{-2} \left(\frac{x^{-1} - 1}{-1}\right)^2 + o(t^{-2}).$$

We find by analogous reasoning that the Taylor's expansion  $(1 + y)^a = 1 + ay + \frac{a(a-1)}{2}y^2 + o(y^2)$  leads to

$$II := A_0(mt) \left(1 - \frac{1}{2t}\right)^\rho \frac{x^\rho \left(\frac{1 - \frac{1}{2tx}}{1 - \frac{1}{2t}}\right)^\rho - 1}{\rho} = A_0(mt) \frac{x^\rho - 1}{\rho} - \frac{A_0(mt)}{2t} (x^{\rho-1} - 1) + o\left(\frac{A_0(mt)}{2t}\right).$$

Since  $A_0$  is regularly varying with index  $\rho \leq 0$  then, for any  $m \geq 1$ , we have that

$$II = A_0(mt) \frac{x^\rho - 1}{\rho} + o(A_0(mt)).$$

Finally, assembling  $I$  and  $II$  back into (B.1), we obtain the full expansion:

$$\log V(m(g(tx))) - \log V(mg(t)) - \gamma \log x = \frac{\gamma}{2} \left(t - \frac{1}{2}\right)^{-1} \frac{x^{-1} - 1}{-1} (1 + o(1)) + A_0(mt) \frac{x^\rho - 1}{\rho} (1 + o(1)).$$

□

## C First and second order regular variation of $1 - F^m$

Suppose there exists a function  $\alpha$  of constant sign such that

$$\lim_{t \rightarrow \infty} \frac{\frac{\bar{F}(tx)}{\bar{F}(t)} - x^{-1/\gamma}}{\alpha(t)} = x^{-1/\gamma} \frac{x^\rho - 1}{\rho}, \quad (\text{C.1})$$

for all  $x > 0$ , where  $\rho \leq 0$  is the second order parameter governing the rate of convergence. The convergence is necessarily locally uniform for  $x > 0$ . Also  $\alpha(t) \rightarrow 0$ , as  $t \rightarrow \infty$ , and moreover is such that  $|\alpha| \in RV_\rho$ . It will be convenient as well as useful to rephrase the above second order condition in terms of the tail distribution function (d.f.) of the maximum of  $m$  i.i.d. random variables with common d.f.  $F$ , namely (C.1) holds if and only if

$$\lim_{t \rightarrow \infty} \frac{\frac{1 - F^m(tx)}{1 - F^m(t)} - x^{-1/\gamma}}{\beta(t)} = x^{-1/\gamma} \frac{x^\rho - 1}{\rho},$$

locally uniformly for  $x > 0$ , with  $\beta(t) \sim \alpha(t)$ , as  $t \rightarrow \infty$ .

*Proof.* The proof will be tackled by working essentially with the positive function

$$h(t) := t^{1/\gamma} (1 - F(t)) \in \text{ERV}(\rho),$$

with auxiliary function  $\alpha^*(t) := t^{1/\gamma}(1 - F(t))\alpha(t)$  that need not tend to zero. That is, for all  $x > 0$ ,

$$\lim_{t \rightarrow \infty} \frac{(tx)^{1/\gamma} \overline{F}(tx) - t^{1/\gamma} \overline{F}(t)}{\alpha^*(t)} = \lim_{t \rightarrow \infty} \frac{h(tx) - h(t)}{\alpha^*(t)} = \frac{x^\rho - 1}{\rho}.$$

For devising the analogous first order extended regular variation (cf. de Haan and Ferreira, 2006, App. B2) with intervening  $F^m$ , we note that  $1 - F^m(t) = (1 - F(t))(F^{m-1}(t) + F^{m-2}(t) + \dots + F(t) + 1) \sim m(1 - F(t))$ , as  $t \rightarrow \infty$ . Hence,

$$\frac{(tx)^{1/\gamma}(1 - F^m(tx)) - t^{1/\gamma}(1 - F^m(t))}{t^{1/\gamma}B(t)} \approx \frac{h(tx) - h(t)}{t^{1/\gamma}B(t)/m} \xrightarrow{t \rightarrow \infty} \frac{x^\rho - 1}{\rho},$$

by assumption, with auxiliary function given in terms of  $\alpha(t) = B(t)/(m(1 - F(t))) \rightarrow 0$ . Therefore, setting

$$\beta(t) = \frac{m(1 - F(t))}{1 - F^m(t)} \alpha(t) \sim \alpha(t)$$

fulfils the second order condition on  $1 - F^m$ , i.e.

$$\frac{(tx)^{1/\gamma}(1 - F^m(tx)) - t^{1/\gamma}(1 - F^m(t))}{t^{1/\gamma}(1 - F^m(t))\beta(t)} \xrightarrow{t \rightarrow \infty} \frac{x^\rho - 1}{\rho},$$

for all  $x > 0$ , with  $\beta(t) \rightarrow 0$  as  $t \rightarrow \infty$ . □

## References

- Alzer, H. (1990). An inequality for the exponential function. *Arch. Math*, 55:462–464.
- Beirlant, J., Goegebeur, Y., Segers, J., and Teugels, J. (2004). *Statistics of Extremes: Theory and Application*. Wiley Series in Probability and Statistics.
- Bücher, A. and Segers, J. (2018). Maximum likelihood estimation for the Fréchet distribution based on block maxima extracted from a time series. *Bernoulli*, 24(2):1427 – 1462.
- Bücher, A. and Zhou, C. (2021). A horse race between the block maxima method and the peak-over-threshold approach. *Statistical Science*, 36(3):360 – 378.
- Coles, S. (2001). *An Introduction to Statistical Modeling of Extreme Values*. Springer London, London.
- Csörgő, M. and Révész, P. (1981). *Strong Approximations in Probability and Statistics*. Academic Press.
- Dupuis, D. J. and Trapin, L. (2023). Mixed-frequency extreme value regression: Estimating the effect of

- mesoscale convective systems on extreme rainfall intensity. *The Annals of Applied Statistics*, 17(2):1398 – 1418.
- Einmahl, J. H. J., Ferreira, A., de Haan, L., Neves, C., and Zhou, C. (2022). Spatial dependence and space–time trend in extreme events. *The Annals of Statistics*, 50(1):30–52.
- Embrechts, P., Klüppelberg, C., and Mikosch, T. (1997). *Modelling Extremal Events*. Springer-Verlag.
- Ferreira, A. and de Haan, L. (2015). On the block maxima method in extreme value theory: PWM estimators. *The Annals of Statistics*, 43(1):276 – 298.
- Fisher, R. and Tippett, L. H. C. (1928). Limiting forms of the frequency distribution of the largest and smallest member of a sample. *Cambridge Philosophical Society. Mathematical Proceedings*, 24:180–190.
- Gnedenko, B. V. (1943). Sur la distribution limite du terme maximum d’une série aléatoire. *Stochastic Processes and their Applications*, 44:423–453.
- de Haan, L. (1970). *On regular variation and its application to the weak convergence of sample extremes*. Mathematisch Centrum Amsterdam.
- de Haan, L. (2015). Convergence of heteroscedastic extremes. *Statistics & Probability Letters*, 101:38–39.
- de Haan, L. and Ferreira, A. (2006). *Extreme Value Theory: An Introduction*. Springer.
- de Haan, L., Tank, A., and Neves, C. (2015). On tail trend detection: modeling relative risk. *Extremes*, 18:141–178.
- Hill, B. M. (1975). A simple general approach to inference about the tail of a distribution. *The Annals of Statistics*, 3(15):1163–1174.
- Katz, R. W., Parlange, M. B., and Naveau, P. (2002). Statistics of extremes in hydrology. *Advances in Water Resources*, 25:1287–1304.
- Mason, D. M. (2001). An exponential inequality for a weighted approximation to the uniform empirical process with applications. *Lecture Notes-Monograph Series*, 36:477–498.
- Neves, C. (2009). From extended regular variation to regular variation with application in extreme value statistics. *Journal of Mathematical Analysis and Applications*, 355(1):216–230.
- Neves, C. and Fraga Alves, M. (2004). Reiss and Thomas’ automatic selection of the number of extremes. *Computational Statistics & Data Analysis*, 47(4):689–704.

- Reiss, R.-D. (1989). *Approximate Distributions of Order Statistics: with Applications to Nonparametric Statistics*. Springer New York.
- Reiss, R.-D. and Thomas, M. (2008). *Statistical Analysis of Extreme Values: with Applications to Insurance, Finance, Hydrology and Other Fields*. Springer Nature.
- Resnick, S. I. (1987). *Extreme Values, Regular Variation, and Point Processes*. Springer New York.
- Resnick, S. I. (2007). *Heavy-Tail Phenomena*. Springer-Verlag New York.
- Todorovic, P. and Zelenhasic, E. (1970). A stochastic model for flood analysis. *Water Resources Research*, 6(6):1641–1648.
- Wager, S. (2014). Subsampling extremes: From block maxima to smooth tail estimation. *Journal of Multivariate Analysis*, 130:335–353.

## Supporting information

A comprehensive simulation study showcasing finite sample performance of the proposed methods is available with this paper at <http://bit.ly/491okdx>.