

Are All Data Necessary? Efficient Data Pruning for Large-scale Autonomous Driving Dataset via Trajectory Entropy Maximization

Zhaoyang Liu, Weitao Zhou, Junze Wen, Cheng Jing, Qian Cheng, Kun Jiang and Diange Yang

Abstract—Collecting large-scale naturalistic driving data is essential for training robust autonomous driving planners. However, real-world datasets often contain a substantial amount of repetitive and low-value samples, which lead to excessive storage costs and bring limited benefits to policy learning. To address this issue, we propose an information-theoretic data pruning method that effectively reduces the training data volume without compromising model performance. Our approach evaluates the trajectory distribution information entropy of driving data and iteratively selects high-value samples that preserve the statistical characteristics of the original dataset in a model-agnostic manner. From a theoretical perspective, we show that maximizing trajectory entropy effectively constrains the Kullback-Leibler divergence between the pruned subset and the original data distribution, thereby maintaining generalization ability. Comprehensive experiments on the NuPlan benchmark with a large-scale imitation learning framework demonstrate that the proposed method can reduce the dataset size by up to 40% while maintaining closed-loop performance. This work provides a lightweight and theoretically grounded approach for scalable data management and efficient policy learning in autonomous driving systems.

Index Terms—autonomous driving, data pruning, information entropy

I. INTRODUCTION

Autonomous driving has achieved remarkable progress in recent years, powered by large-scale naturalistic driving data and deep learning. These data-centric systems continuously learn from fleet-level experiences to improve perception, planning, and control [1]–[3]. However, as autonomous fleets expand, the challenge has shifted from data scarcity to data efficiency—the ability to identify and retain only those samples that meaningfully enhance model performance [4].

Leading companies such as Tesla and Waymo collect vast amounts of real-world data daily, yet only a small portion corresponds to rare, safety-critical, or long-tail scenarios [5]. Most trajectories are repetitive and low-risk, leading to redundant data accumulation. This imbalance inflates storage, annotation, and retraining costs while providing diminishing further performance gains [6], [7]. As a result, determining which data are truly valuable before model training has become a critical bottleneck in achieving scalable and sustainable autonomous driving.

Zhaoyang Liu, Weitao Zhou, Junze Wen, Cheng Jing, Qian Cheng, Kun Jiang and Diange Yang are with the School of Vehicle and Mobility, Tsinghua University, Beijing 100084, China

Corresponding authors: Weitao Zhou and Diange Yang (zhouwt@tsinghua.edu.cn, ydg@tsinghua.edu.cn).

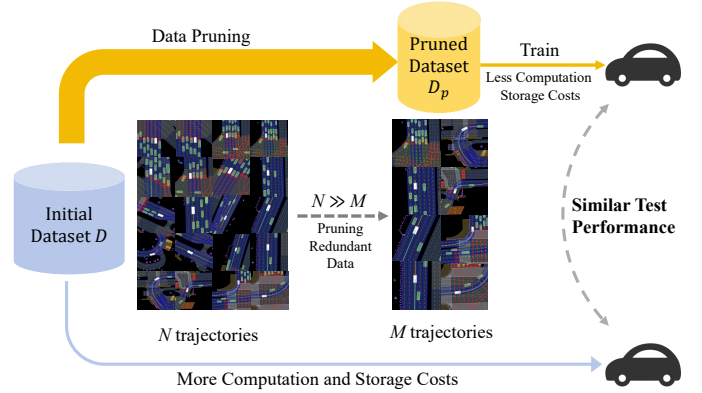


Fig. 1: In autonomous driving, vast amounts of naturalistic driving data are collected from real-world operations. However, only a small subset contributes meaningfully to model improvement, while most samples are redundant. Our goal is to automatically identify and retain high-value data in an online and scalable manner, reducing storage and training costs without compromising performance

Previous efforts to identify high-value data have followed several directions. Heuristic or scenario-based approaches rely on disengagement logs, collision triggers, or anomaly events to tag important samples, but their effectiveness is limited by manually chosen thresholds and scenario definitions. Model-based valuation methods—such as Shapley value estimation or gradient-based importance scoring—evaluate each sample’s contribution to model performance but demand costly re-training or gradient computations. Although these techniques have deepened the understanding of data quality, they remain difficult to scale due to substantial computational cost and dependence on specific model architectures.

To address these challenges, we propose a lightweight, model-agnostic framework for autonomous driving data pruning that directly evaluates data value from intrinsic trajectory statistics. We introduce the concept of trajectory-distribution entropy, providing a principled measure for assessing scene diversity and representativeness without relying on predefined rules or model retraining. By maximizing entropy coverage, our approach removes redundant trajectories while preserving the dataset’s overall distribution. This enables scalable and potentially online deployment on vehicle fleets to filter un-

informative data prior to centralized training. Experiments on the NuPlan benchmark show that the proposed method can reduce dataset size by about 40% with minimal performance degradation, demonstrating its practicality for scalable, efficient, and distribution-preserving data pruning in autonomous driving.

The main contributions are summarized as follows: The main contributions of this paper are summarized as follows:

- We formalize trajectory-distribution entropy as a measure of information diversity within driving trajectories, enabling data valuation based on intrinsic scenario variety as a practical criterion for assessing data value in autonomous driving;
- We design a low-complexity, model-agnostic pruning algorithm that efficiently identifies redundant data while preserving scene and trajectory diversity, enabling scalable or online deployment;
- We validate our approach on NuPlan, showing that it achieves up to 40% data reduction without degrading driving policy performance, greatly improving scalability and efficiency.

II. RELATED WORKS

Research on efficient data utilization in autonomous driving can be broadly divided into three lines: heuristic and feature-based methods, model-based methods, and dataset distillation methods.

A. Heuristic and feature-based Methods

Current industrial practice approached data selection as a rule-design problem—identifying valuable or safety-critical moments through heuristic filters such as disengagement events, collisions, or high-risk maneuvers [8]. Other projects construct curated long-tail subsets by identifying corner-case driving situations, either through sensor triggers or post-hoc clustering of trajectory statistics [9], [10].

For example, Li Auto’s SUP-AD [11] mines long tail or challenging scenarios from large autonomous driving databases, and then manually filters them to obtain multiple datasets with challenging long tail scenarios. Waymo’s WOD-E2E [12] utilizes rule-based heuristics and multimodal large language model to mine data from massive raw datasets, constructing a highly rare long tail scene dataset. Tesla’s “shadow mode” identifies scenarios with a divergence between the model’s planned trajectory and the driver’s ground-truth actions, marking them as key data for storage. [13] rely on purely rule-based methods, such as Time-to-Collision (TTC) and Crash Index (CI), while [14] categorize scenario datasets based on weather conditions.

While these methods highlight the practical relevance of heuristic screening, they remain constrained by manual criteria and predefined thresholds. Consequently, their generalization to unanticipated edge cases or evolving traffic patterns is limited, and maintaining consistent standards across fleets demands significant human effort.

B. Model-Based Data Valuation

Model-based approaches formulate data selection as a feedback problem in which the contribution of each sample is estimated from its effect on model learning. Typical criteria include gradient- and error-based sensitivities, training-trajectory tracing, and Shapley-style or influence-function attributions.

For instance, inspired by the phenomenon of catastrophic forgetting, [15] introduce the concept of “forgetting events” to distinguish datasets by examining how easily different examples are forgotten. [16] propose a data pruning method based on Shapley values, a concept from game theory, which quantifies the contribution of each data point. This is approximated by analyzing the gradients corresponding to individual data points during training. Similarly, [17] estimate data value using Gradient Norm (GraNd) and Error L2-Norm (EL2N) scores for pruning, while [18] assess value by estimating the influence of data points on model parameters. In a different approach, [19] frame the problem within an active learning paradigm; by training teacher and student models, they quantify data value as “learnability”, defined by the performance gap between the two models on a given data point.

These techniques strengthen the linkage between data and downstream metrics, but they assume access to the model (and often its gradients) and frequently require repeated optimization passes or ensembles. Under fleet-scale, continuously collected streams, such requirements impose prohibitive latency and compute, rendering model-dependent valuation unsuitable for real-time or pre-training filtering, particularly on-vehicle.

C. Dataset Distill Methods

Dataset distillation methods aim to construct compact, information-preserving datasets that approximate the learning behavior of large-scale corpora. These approaches optimize a small set of synthetic or representative samples to reproduce the gradients, feature distributions, or optimization trajectories of models trained on full datasets.

For example, [20] synthesize a small dataset through optimized algorithms for simple image classification. After training on this dataset, the model can quickly approach the accuracy of the model trained on the complete dataset. The problem lies in its strong dependence on model initialization weights, poor robustness and lack of interpretability in synthesizing data, and the huge computational cost of synthesizing small datasets, which is completely unsuitable for us to handle large-scale autonomous driving datasets. In contrast, [21] align the gradient updates of a student model with those of a teacher model on real data, enabling the synthesis of a small dataset that yields comparable performance. However, unlike data pruning, the shape of the synthesized data is completely different from the original data. [22] use graph neural networks to capture semantic information between samples and enhances diversity through adversarial perturbations, but the resulting compressed dataset is actually an equivalent dataset with some information loss. The key information of the original data is actually transplanted into the trained model.

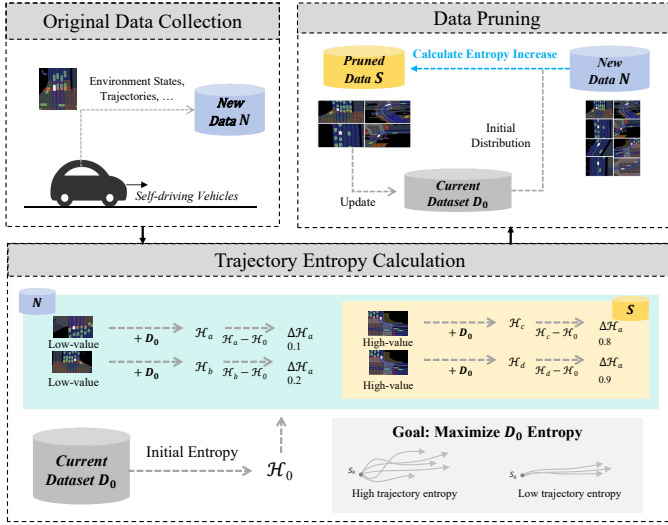


Fig. 2: The framework of our method: by calculating the trajectory distribution information entropy, we determine whether the new data on the vehicle side can increase the information entropy value relative to the existing data, thereby achieving fast and efficient data pruning.

Nevertheless, transferring dataset distillation techniques to autonomous driving remains non-trivial. The primary objective of dataset distillation is to compress a dataset by extracting its core information into a smaller, often synthetic, set. Consequently, the original data format is altered, inevitably leading to a loss of human interpretability and raw information fidelity, and this method is not suitable for autonomous driving datasets. Furthermore, most distillation methods are designed for image classification, relying on the assumption that data samples are independent and identically distributed (i.i.d.) while driving data are sequential, interactive, and safety-critical, fundamentally violating this core assumption.

III. METHOD

This paper presents the proposed methodology through four core components: problem formulation, the idea of trajectory-distribution information entropy, mathematical discourse of entropy maximization, and the design of the data pruning algorithm.

A. Problem Formulation

In the context of the closed-loop data lifecycle of autonomous driving [1], [2], we construct the data pruning problem within a unified framework that reflects real-world development and deployment processes. The closed-loop process typically consists of three stages: data collection, model training, and model deployment with testing and refinement.

a) Data collection.: In this stage, the autonomous driving system continuously acquires large-scale perception and decision data from vehicle fleets. Each dataset D can be expressed as $D = S_i, T_i, i = 1, \dots, n$, where S_i denotes perception

features and T_i represents the corresponding driving trajectory. The perception features include ego-vehicle states, HD map M , static obstacles N_S , dynamic agents N_A , and traffic context C such as lights and signals. The decision trajectory T_i is a sequence of future waypoints $x_i, y_i, \alpha_i, i = 0, \dots, t$, where (x_i, y_i) denote the spatial position and α_i the heading angle in the ego-centric coordinate frame. For simplicity, the current pose (x_0, y_0, α_0) is set to $(0, 0, 0)$.

b) Model training.: Given dataset D , the Model parameterized by θ is trained to predict the future trajectory $\bar{T}_i = \text{Model}(S_i; \theta)$. $\theta = \text{Train}(D)$ denotes the model parameters obtained from training on dataset D . The performance of the model is evaluated through a testing process $\text{Test}(\cdot)$ over unseen scenarios S_{test} , producing a score:

$$R_{\text{test}} = \text{Test}(S_{\text{test}}, \text{Model}(S_{\text{test}}; \text{Train}(D))). \quad (1)$$

c) Data pruning objective.: The aim of pruning is to derive a reduced dataset $D_p = \text{Pruning}(D)$, where $D_p = S_i, T_i, i = 1, \dots, n_p$ and $n_p < n$. The pruning ratio is defined as $(1 - n_p/n) \times 100\%$. The optimization objective can be expressed as maximizing this ratio while maintaining comparable performance to the original model:

$$R_p = \text{Test}(S_{\text{test}}, \text{Model}(S_{\text{test}}; \text{Train}(D_p))) \approx R_{\text{test}}. \quad (2)$$

B. Trajectory Distribution Information Entropy

A major challenge in autonomous driving is the mismatch between the training and deployment distributions. During real-world testing, the vehicle frequently encounters scenarios not covered by the training data, resulting in trajectories that fall outside the learned manifold and degrade performance. To achieve stable generalization, it is therefore crucial to maintain the statistical diversity of the training data after data pruning and preserve the essential characteristics of the original distribution.

While the overall distribution of an autonomous driving dataset is complex, the trajectory data (of ego vehicle) within it is relatively structured and compact. Driving can be viewed as a transformation from high-dimensional perception inputs to low-dimensional trajectory outputs, where the environmental diversity is directly reflected in the trajectory space. In this work, we take the distribution of trajectories as a representation for scenario diversity in the data.

This work defines the concept of trajectory distribution information entropy, inspired by the entropy formulations in statistical mechanics and maximum entropy reinforcement learning [23]. Entropy, as a measure of uncertainty and diversity, captures how evenly data are distributed across possible outcomes. In the context of autonomous driving, we extend this notion to quantify the diversity and representativeness of trajectory distributions in large-scale driving datasets, enabling a principled evaluation of data coverage and balance.

Given a trajectory dataset $\mathcal{T} = \{T_i\}_{i=1}^n$, where each trajectory $T_i = \{x_i, y_i, \alpha_i\}_{t=0}^T$ represents ego-vehicle motion in a local coordinate frame, we discretize the spatial domain into a 3D grid (X, Y, α) with minimum cell resolution δ . Denote N_i

as the number of trajectory samples in grid cell i (considering only $N_i > 0$) and N as the total number of trajectory points. The trajectory distribution information entropy is defined as:

$$H = - \sum_i \frac{N_i}{N} \log \frac{N_i}{N}. \quad (3)$$

Here, H measures the overall statistical coverage of the dataset in trajectory space. In practice, we use two-dimensional projection (X, Y) for computational efficiency, omitting α due to hardware and timing constraints.

C. Data Pruning via Entropy Maximization

Autonomous driving datasets are inherently imbalanced: rare long-tail scenarios appear infrequently but are crucial for model robustness and safety. Let the empirical trajectory distribution of the original dataset be $P = \{P_i\}_{i=1}^M$ and that of a pruned subset be $Q = \{Q_i\}_{i=1}^M$, where i indexes discrete trajectory bins. Their Kullback–Leibler (KL) divergence is:

$$D_{\text{KL}}(P \parallel Q) = \sum_{i=1}^M P_i \log \frac{P_i}{Q_i}. \quad (4)$$

If any rare but important cell with $P_i > 0$ is omitted ($Q_i = 0$), D_{KL} diverges. To keep the divergence bounded, we require:

$$Q_i > 0, \quad \forall i \text{ s.t. } P_i > 0. \quad (5)$$

Directly enforcing this constraint is impractical when P is unknown or continuously evolving. Instead, we adopt a surrogate objective by maximizing the entropy of Q :

$$H(Q) = - \sum_{i=1}^M Q_i \log Q_i. \quad (6)$$

Maximizing $H(Q)$ implicitly encourages uniform coverage of the trajectory space. Since rare trajectories contribute disproportionately to entropy increase, this objective naturally prioritizes their retention. Denoting $\varepsilon > 0$ as the minimum probability assigned to any retained cell, we have:

$$D_{\text{KL}}(P \parallel Q) = -H(P) - \sum_i P_i \log Q_i \leq -H(P) - \sum_i P_i \log \varepsilon, \quad (7)$$

ensuring D_{KL} remains finite. Therefore, maximizing the trajectory distribution entropy provides a principled way to bound distributional deviation while reducing data volume.

D. Entropy-Guided Pruning Algorithm

We aim to obtain a subset $\bar{T} \subset T$ such that the entropy of its trajectory distribution is maximized:

$$\bar{T} = \arg \max_{\bar{T} \subset T} H(\bar{T}). \quad (8)$$

However, directly solving this optimization is computationally prohibitive and may yield excessively small subsets that degrade learning performance. To address this, we propose a lightweight incremental selection algorithm that approximates entropy maximization under a user-specified pruning ratio $\eta = (1 - n_p/n) \times 100\%$.

The procedure is as follows: (1) Randomly sample an initial subset D_0 and compute its entropy H_0 ; (2) Iteratively sample a batch of N candidate trajectories and evaluate the entropy gain ΔH_i for each; (3) Select the top $(1 - \eta)N$ samples with the highest ΔH_i and merge them into D_0 ; (4) Repeat until all data points have been considered. This yields a pruned dataset D_p with approximately linear computational complexity $\mathcal{O}(n)$.

The proposed pruning method consists of the following steps in algorithm 1, where:

- D_0 : Initial subset (size n_0)
- H_0 : Current subset entropy
- N : Batch size for candidate sampling
- η : Pruning ratio parameter ($0 < \eta < 1$)
- ΔH_i : Entropy gain for sample x_i

Algorithm 1 Entropy-Maximizing Data Pruning

```

1: Initialize  $D_0 \leftarrow \text{RandomSample}(D, n_0)$ 
2: Compute  $H_0 \leftarrow \text{Entropy}(D_0)$ 
3: while not all data sampled do
4:    $N \leftarrow \text{RandomSample}(D \setminus D_0, N)$ 
5:   for each  $x_i \in N$  do
6:      $\Delta H_i \leftarrow \text{Entropy}(D_0 \cup \{x_i\}) - H_0$ 
7:   end for
8:   Sort  $\{\Delta H_i\}$  in descending order
9:   Select top  $(1 - \eta)N$  samples:  $S \leftarrow \{x_i\}_{i=1}^{\eta N}$ 
10:  Update:  $D_0 \leftarrow D_0 \cup S$ 
11:  Update:  $H_0 \leftarrow \text{Entropy}(D_0)$ 
12: end while
13:
14: return  $D_0$ 

```

The advantage of the above method is that its complexity is $\mathcal{O}(n)$ determined by the total amount of data n . The proposed method achieves a balance between statistical representativeness and computational efficiency. It ensures that the retained subset preserves the key statistical diversity of the original dataset, maintaining model performance while significantly reducing storage and training costs.

IV. EXPERIMENTS

A. Experiment Setting

We evaluate the proposed data pruning method on the NuPlan dataset [24], a large-scale autonomous driving dataset from real-world environment. The Pluto model [25] serves as our base policy, trained on 1M samples and evaluated on the Random14 benchmark. To emulate realistic data-rich conditions, the model size was reduced from 4.1M to 300k parameters, ensuring that performance variance originates from data selection rather than overcapacity. All experiments were conducted on a 4×H20 workstation, with our pruning algorithm running on a single CPU.

Two modifications were applied to Pluto: (1) architecture compression to 300k parameters; and (2) removal of data augmentation to isolate the effect of data quality. We use the SPIDER tool for better develop efficiency [26] These

adjustments ensure a clean comparison between unpruned, random-pruned, and entropy-pruned datasets.

We conducted pruning experiments on the 1M dataset at varying pruning ratios (10%, 20%, 30%, 40%, 50%) and compared model performance across multiple metrics. We show the results of trajectory distribution information entropy after pruning in fig. 3.

B. Baselines

We compare our trajectory-entropy-based pruning with random pruning. Both methods share $\mathcal{O}(n)$ complexity and are model-agnostic, making random selection a fair reference. For each configuration, the model was trained to convergence and evaluated across multiple checkpoints to eliminate stochastic bias.

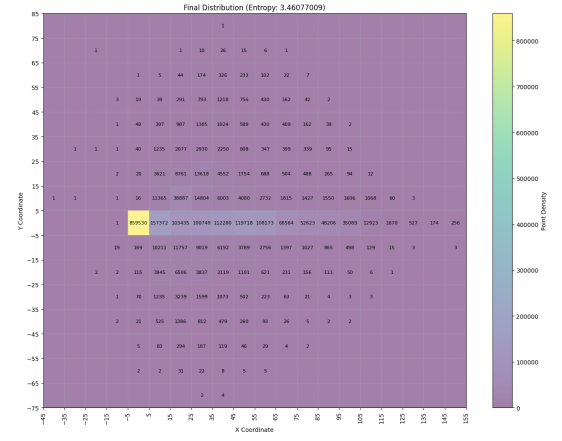
The evaluation follows two expectations: (1) random pruning leads to monotonically degraded performance with increasing pruning ratio, and (2) entropy-based pruning maintains performance close to the unpruned baseline by selectively retaining informative trajectories.

C. Performance of Proposed Pruning Method

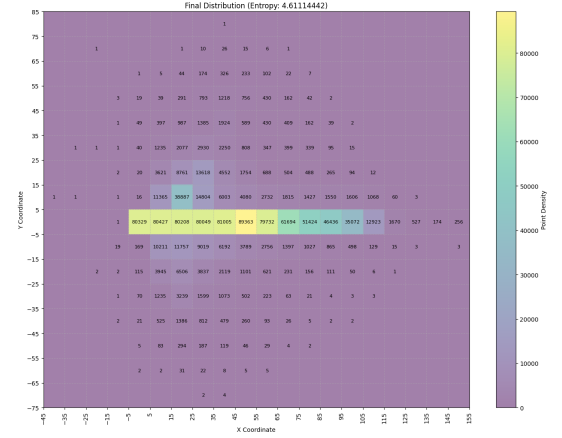
As shown in table I, the proposed trajectory-entropy-based pruning method demonstrates strong robustness across all pruning ratios. Up to 40% pruning, the overall score remains nearly identical to the full-dataset baseline ($84.2 \rightarrow 84.5$), confirming that entropy-guided selection preserves the statistical diversity and critical decision-making patterns required for generalization. Noticeable degradation appears only at 50% pruning (79.1), where the data-to-parameter ratio approaches unity and the pruned set begins to under-sample the latent behavior space.

Across all metrics, our method consistently surpasses random pruning. In safety-related indicators such as No Collisions and Drivable Area Compliance, improvements of +5–10% are observed at medium-to-high pruning levels (30–50%), suggesting that entropy maximization preferentially retains rare yet safety-critical trajectories, effectively regularizing the data distribution. Comfort and progress metrics also benefit, with smoother driving profiles (+8.4 at 30%) reflecting reduced exposure to redundant straight-line scenes. Overall, the Retention Gap—defined as the relative performance retention with respect to the unpruned baseline—remains within +7–10% at high pruning ratios, confirming that entropy-driven pruning achieves compression without compromising behavioral coverage.

While maximizing entropy does not theoretically guarantee minimizing the KL divergence—nor does it enforce preservation of the original data distribution—the empirical evidence suggests that entropy-guided pruning remains highly effective in practice. By preferentially retaining diverse and low-frequency trajectory patterns, the method implicitly preserves the behavioral support needed for robust policy learning. This effect is particularly pronounced in safety-critical metrics such as *No Collisions* and *Drivable Area Compliance*, where entropy-based pruning consistently outperforms random



(a) The trajectory distribution information entropy of 1M NuPlan data in the experiments



(b) The trajectory distribution information entropy of 50% pruned NuPlan data with our pruning method in the experiments

Fig. 3: The visualization results of the trajectory distribution information entropy in the experiments show that the pruned entropy is higher. We can observe that our pruning method effectively removes a large number of repeated stationary and straight trajectories while preserving a smaller proportion of turning trajectories.

sampling. Although the retained subset does not reproduce the original distribution, its broadened coverage in trajectory space appears sufficient to sustain model performance while eliminating redundant data.

Random pruning causes progressive performance loss proportional to pruning severity, confirming that naive data reduction irreversibly discards critical information. The stable performance variance of our Pluto-mini baseline further rules out random fluctuations as a confounding factor. The proposed method supports real-time, on-vehicle data filtering by computing trajectory distribution entropy with negligible computational overhead. This stands in contrast to active learning or model-driven pruning approaches, which require repeated model evaluations or full-dataset storage and are

TABLE I: Key metric comparison between entropy-based and random pruning on the NuPlan Random14 benchmark. Δ denotes absolute improvement over random pruning. Best values per pruning ratio are in **bold**.

Prune (%)	Score (\uparrow)			No Collisions (\uparrow)			Comfort (\uparrow)			Progress (\uparrow)			Drivable Comp. (\uparrow)			Ret. Gap (%)
	Ours	Rand.	Δ	Ours	Rand.	Δ	Ours	Rand.	Δ	Ours	Rand.	Δ	Ours	Rand.	Δ	
0	84.2	84.2	0.0	94.2	94.2	0.0	77.5	77.5	0.0	100.0	100.0	0.0	98.0	98.0	0.0	0.0
10	82.6	82.6	0.0	92.4	94.2	-1.8	82.0	79.1	+2.9	98.4	98.4	0.0	96.0	98.8	-2.8	0.0
20	82.6	82.0	+0.6	94.4	94.0	+0.4	77.1	77.9	-0.8	98.8	99.6	-0.8	97.6	98.0	-0.4	+0.7
30	83.5	74.7	+8.8	94.8	84.5	+10.3	84.3	75.9	+8.4	97.6	98.0	-0.4	98.0	98.0	0.0	+10.5
40	84.5	78.0	+6.5	94.5	89.0	+5.5	84.7	77.9	+6.8	98.7	98.3	+0.4	99.2	97.2	+2.0	+7.8
50	79.1	72.8	+6.3	89.1	84.5	+4.6	81.9	78.3	+3.6	99.2	98.0	+1.2	97.6	95.2	+2.4	+7.5

therefore impractical for fleet-scale continuous data collection.

Across a range of pruning ratios, the largest performance gains appear in safety-critical metrics such as *No Collisions* and *Drivable Area Compliance*. This aligns with the intended effect of entropy maximization: rare but safety-relevant trajectory patterns contribute disproportionately to entropy and are thus more likely to be retained. As a result, the pruned dataset preserves essential behavioral support even under substantial data reduction.

The model-agnostic nature of our approach illustrates that data-centric optimization can serve as an effective counterpart to conventional model-centric improvements. Rather than expanding data volume or model capacity, improving the statistical coverage of the training data offers a lightweight and scalable path toward performance retention.

Overall, the experiments demonstrate that entropy-based pruning is both an effective data curation mechanism and a practical system tool for autonomous driving pipelines. Its simplicity and computational efficiency make it particularly suitable for large-scale deployments, and future work will extend this framework to multi-modal sensor streams and adaptive, scenario-aware pruning schedules.

V. CONCLUSIONS

In this paper, we tackle the challenge of dataset pruning in autonomous driving by introducing a trajectory distribution information-entropy-based method that selectively removes redundant data while preserving the overall distribution characteristics of the dataset. By maximizing the entropy of trajectory distributions, our approach retains the training efficacy of autonomous driving models and enables efficient data pruning with low computational overhead. This facilitates its application to large-scale datasets and real-time processing on vehicle platforms. Experimental results on the NuPlan dataset validate the effectiveness of our method, demonstrating that it can prune up to 40% of the data without degrading model performance. This offers a practical solution for reducing storage demands while maintaining the functional integrity of autonomous driving systems. Although the scope of our experiments is relatively limited, we hope this work contributes valuable insights toward scalable data pruning strategies in the field of autonomous driving.

REFERENCES

- [1] X. Li, Z. Wang, Y. Huang, and H. Chen, "A survey on self-evolving autonomous driving: a perspective on data closed-loop technology," *IEEE Transactions on Intelligent Vehicles*, vol. 8, no. 11, pp. 4613–4631, 2023.
- [2] Y. Wang, Z. Han, Y. Xing, S. Xu, and J. Wang, "A survey on datasets for the decision making of autonomous vehicles," *IEEE Intelligent Transportation Systems Magazine*, vol. 16, no. 2, pp. 23–40, 2024.
- [3] W. Zhou, Z. Cao, N. Deng, X. Liu, K. Jiang, and D. Yang, "Dynamically conservative self-driving planner for long-tail cases," *IEEE Transactions on Intelligent Transportation Systems*, vol. 24, no. 3, pp. 3476–3488, 2022.
- [4] Z. Cao, K. Jiang, W. Zhou, S. Xu, H. Peng, and D. Yang, "Continuous improvement of self-driving cars using dynamic confidence-aware reinforcement learning," *Nature Machine Intelligence*, vol. 5, no. 2, pp. 145–158, 2023.
- [5] W. Zhou, Z. Cao, Y. Xu, N. Deng, X. Liu, K. Jiang, and D. Yang, "Long-tail prediction uncertainty aware trajectory planning for self-driving vehicles," in *2022 IEEE 25th International Conference on Intelligent Transportation Systems (ITSC)*. IEEE, 2022, pp. 1275–1282.
- [6] J. Kaplan, S. McCandlish, T. Henighan, T. B. Brown, B. Chess, R. Child, S. Gray, A. Radford, J. Wu, and D. Amodei, "Scaling laws for neural language models," *arXiv preprint arXiv:2001.08361*, 2020.
- [7] B. Sorscher, R. Geirhos, S. Shekhar, S. Ganguli, and A. Morcos, "Beyond neural scaling laws: beating power law scaling via data pruning," *Advances in Neural Information Processing Systems*, vol. 35, pp. 19 523–19 536, 2022.
- [8] W. Zhou, B. Zhang, Z. Cao, X. Li, Q. Cheng, C. Liu, Y. Zhang, and D. Yang, "Drarl: Disengagement-reason-augmented reinforcement learning for efficient improvement of autonomous driving policy," *arXiv preprint arXiv:2506.16720*, 2025.
- [9] M. Hallgarten, J. Zapata, M. Stoll, K. Renz, and A. Zell, "Can vehicle motion planning generalize to realistic long-tail scenarios?" in *2024 IEEE/RSJ International Conference on Intelligent Robots and Systems (IROS)*. IEEE, 2024, pp. 5388–5395.
- [10] Y. Hao, Z. Li, L. Sun, W. Wang, N. Yi, S. Song, C. Qin, M. Zhou, Y. Zhan, and X. Lang, "Driveaction: A benchmark for exploring human-like driving decisions in vla models," *arXiv preprint arXiv:2506.05667*, 2025.
- [11] X. Tian, J. Gu, B. Li, Y. Liu, Y. Wang, Z. Zhao, K. Zhan, P. Jia, X. Lang, and H. Zhao, "Drivevlm: The convergence of autonomous driving and large vision-language models," *arXiv preprint arXiv:2402.12289*, 2024.
- [12] R. Xu, H. Lin, W. Jeon, H. Feng, Y. Zou, L. Sun, J. Gorman, K. Tolstaya, S. Tang, B. White, B. Sapp, M. Tan, J.-J. Hwang, and D. Anguelov, "Wod-e2e: Waymo open dataset for end-to-end driving in challenging long-tail scenarios," 2025. [Online]. Available: <https://arxiv.org/abs/2510.26125>
- [13] S. S. Mahmud, L. Ferreira, M. S. Hoque, and A. Tavassoli, "Application of proximal surrogate indicators for safety evaluation: A review of recent developments and research needs," *IATSS research*, vol. 41, no. 4, pp. 153–163, 2017.
- [14] Y. Zhang, A. Carballo, H. Yang, and K. Takeda, "Perception and sensing for autonomous vehicles under adverse weather conditions: A survey," *ISPRS Journal of Photogrammetry and Remote Sensing*, vol. 196, pp. 146–177, 2023.
- [15] M. Toneva, A. Sordoni, R. T. d. Combes, A. Trischler, Y. Bengio, and G. J. Gordon, "An empirical study of example forgetting during deep neural network learning," *arXiv preprint arXiv:1812.05159*, 2018.

- [16] A. Ghorbani and J. Zou, "Data shapley: Equitable valuation of data for machine learning," in *Proceedings of the 36th International Conference on Machine Learning*, ser. Proceedings of Machine Learning Research, K. Chaudhuri and R. Salakhutdinov, Eds., vol. 97. PMLR, 09–15 Jun 2019, pp. 2242–2251. [Online]. Available: <https://proceedings.mlr.press/v97/ghorbani19c.html>
- [17] M. Paul, S. Ganguli, and G. K. Dziugaite, "Deep learning on a data diet: Finding important examples early in training," *Advances in neural information processing systems*, vol. 34, pp. 20 596–20 607, 2021.
- [18] S. Yang, Z. Xie, H. Peng, M. Xu, M. Sun, and P. Li, "Dataset pruning: Reducing training data by examining generalization influence," *arXiv preprint arXiv:2205.09329*, 2022.
- [19] T. Evans, S. Pathak, H. Merzic, J. Schwarz, R. Tanno, and O. J. Henaff, "Bad students make great teachers: Active learning accelerates large-scale visual understanding," in *European Conference on Computer Vision*. Springer, 2024, pp. 264–280.
- [20] T. Wang, J.-Y. Zhu, A. Torralba, and A. A. Efros, "Dataset distillation," *arXiv preprint arXiv:1811.10959*, 2018.
- [21] G. Cazenavette, T. Wang, A. Torralba, A. A. Efros, and J.-Y. Zhu, "Dataset distillation by matching training trajectories," in *Proceedings of the IEEE/CVF Conference on Computer Vision and Pattern Recognition*, 2022, pp. 4750–4759.
- [22] Z. Yin, E. Xing, and Z. Shen, "Squeeze, recover and relabel: Dataset condensation at imagenet scale from a new perspective," *Advances in Neural Information Processing Systems*, vol. 36, pp. 73 582–73 603, 2023.
- [23] T. A. Berrueta, A. Pinosky, and T. D. Murphey, "Maximum diffusion reinforcement learning," *Nature Machine Intelligence*, vol. 6, no. 5, pp. 504–514, 2024.
- [24] H. Caesar, J. Kabzan, K. S. Tan, W. K. Fong, E. Wolff, A. Lang, L. Fletcher, O. Beijbom, and S. Omari, "nuplan: A closed-loop ml-based planning benchmark for autonomous vehicles," *arXiv preprint arXiv:2106.11810*, 2021.
- [25] J. Cheng, Y. Chen, and Q. Chen, "Pluto: Pushing the limit of imitation learning-based planning for autonomous driving," *arXiv preprint arXiv:2404.14327*, 2024.
- [26] Z. Qian, K. Jiang, Z. Cao, K. Qian, Y. Xu, W. Zhou, and D. Yang, "Spider: Self-driving planners and intelligent decision-making engines with reusability," in *2024 IEEE 27th International Conference on Intelligent Transportation Systems (ITSC)*. IEEE, 2024, pp. 937–944.