

# Identifying Features Associated with Bias Against 93 Stigmatized Groups in Language Models and Guardrail Model Safety Mitigation

Anna-Maria Gueorguieva, Aylin Caliskan

University of Washington Information School  
agueorg@uw.edu, aylin@uw.edu

## Abstract

Large language models (LLMs) have been shown to exhibit social bias, however, bias towards non-protected stigmatized identities remain understudied. Furthermore, what social features of stigmas are associated with bias in LLM outputs is unknown. From psychology literature, it has been shown that stigmas contain six shared social features: aesthetics, concealability, course, disruptiveness, origin, and peril. In this study, we investigate if human and LLM ratings of the features of stigmas, along with prompt style and type of stigma, have effect on bias towards stigmatized groups in LLM outputs. We measure bias against 93 stigmatized groups across three widely used LLMs (Granite 3.0-8B, Llama-3.1-8B, Mistral-7B) using SocialStigmaQA, a benchmark that includes 37 social scenarios about stigmatized identities; for example deciding whether to recommend them for an internship. We find that stigmas rated by humans to be highly perilous (e.g., being a gang member or having HIV) have the most biased outputs from SocialStigmaQA prompts (60% of outputs from all models) while sociodemographic stigmas (e.g. Asian-American or old age) have the least amount of biased outputs (11%). We test if the amount of biased outputs could be decreased by using guardrail models, models meant to identify harmful input, using each LLM’s respective guardrail model (Granite Guardian 3.0, Llama Guard 3.0, Mistral Moderation API). We find that bias decreases significantly by 10.4%, 1.4%, and 7.8%, respectively. However, we show that features with significant effect on bias remain unchanged post-mitigation and that guardrail models often fail to recognize the intent of bias in prompts. This work has implications for using LLMs in scenarios involving stigmatized groups and we suggest future work towards improving guardrail models for bias mitigation.

## Code and Datasets Supplementary —

<https://github.com/agueorguieva/LLM-stigma-bias-guardrail-mitigation>

## 1 Introduction

The increasing popularity of large language models (LLMs) has been met with concern for how LLMs may output discriminatory or harmful responses (Wilson and Caliskan 2024; Ling et al. 2025; Caliskan, Bryson, and Narayanan

2017; Blodgett et al. 2020). It has been shown that masked language models exhibit biases against stigmatized groups in word prediction tasks (Mei, Fereidooni, and Caliskan 2023), however, how LLMs may express bias in language generation, what features are associated with biased outputs, and potential mitigation strategies all remain under-explored. Stigmas are “an attribute or characteristic that is devalued in a particular social context” (Crocker, Major, and Steele 1998), often related to diseases, socioeconomic status, disabilities, and religion. While stigmas differ across cultures and lived experiences, psychology literature has identified six shared features of stigmas: aesthetics, concealability, course, disruptiveness, origin, and peril (Jones et al. 1984) (definitions described in section 2.1). The extent to which an individual belonging to a stigmatized group exhibits each feature can impact their lived experience with that stigma, especially on wellbeing and mental health (Pachankis et al. 2018b). This study aims to measure how features of stigmas, type of stigma, and prompt style impact biased outputs against 93 U.S.-centric stigmatized identities in 37 social scenarios drawn from the SocialStigmaQA benchmark (Nagireddy et al. 2024) on three widely used language models (Granite 3.0-8B-Instruct, Llama-3.1-8B-Instruct, Mistral-7B-Instruct). We investigate bias mitigation using guardrail models meant to identify harmful or unsafe inputs and outputs, often complementing other safety goals such as model alignment (Bassani and Sanchez 2024). We test each respective guardrail model to the investigated LLMs: Granite Guardian 3.0 (Padhi et al. 2024), Llama Guard 3.0 (Inan et al. 2023), Mistral Moderation API (MistralAI 2024). Each model labels inputs as safe or unsafe according to a multitude of categories. Using these categories, we investigate if bias-eliciting inputs about stigmatized groups (Nagireddy et al. 2024) are identified as harmful due to bias or some other category; this allows us to investigate guardrails’ ability to discern intentionality of inputs. We make the following contributions:

- We show that correlation between humans’ and language models’ ratings of social features of stigma tend to be weak or moderate (where correlations between models and humans for a given social feature range from -0.284 to 0.689).
- We show that out of 10,360 prompts for social scenarios involving 93 stigmatized groups, the prompt style ( $\chi^2 =$

254.22,  $p < .001$ ), type of stigma ( $\chi^2 = 2542.09$ ,  $p < .0001$ ), and specific ratings of the six social features of stigmas all have an effect on bias; models exhibit the least amount of bias towards the cluster of sociodemographic stigmas (11%) and the most towards the cluster of perceived-as-threatening stigmas (60%).

- We put forth the first study on guardrail model effectiveness for mitigating bias against stigmatized groups and find that there is decrease in biased outputs (by 10.4%, 1.4%, and 7.8%, after using Granite Guardian, Llama Guard, and Mistral Moderation API, respectively), but that guardrail models do not accurately assess the intention of bias in inputs.

## 2 Related Work

### 2.1 Social features of stigma

Stigmas reduce an individual “from a whole and usual person to a tainted, discounted one” (Goffman 1963). The work of stigmatizing an individual can be seen as a collective social process in which certain personal attributes (such as age, appearance, job, socioeconomic status) and health conditions (such as blindness, sexually transmitted diseases, mental health ailments) contribute to negative lived experiences (Herek 2009). Psychology literature unifies the study of different stigmas through six shared features of stigmas: *aesthetics* (the potential to evoke a disgust reaction), *concealability* (the extent to which a stigma is visible to others), *course* (the extent to which a stigma persists over time), *disruptiveness* (the extent to which a stigma interferes with smooth social interactions), *origin* (whether a stigma is believed to be present at birth, accidental, or deliberate), *peril* (the extent to which a stigma poses a personal threat or potential for contagion) (Jones et al. 1984). These dimensions aim to “shed light on the similarities and differences across all stigmatized statuses” (Pachankis et al. 2018b) and can ultimately be used as a tool for better understanding the experience of those with stigmatized identities. Pachankis et al. (2018b) show that across 93 stigmas, differences in the magnitude of each feature cause disparate impacts on individual well-being. Additionally, Pachankis et al. (2018b) use the human ratings of features of stigmas to cluster five different types of stigmas:

- **Awkward:** Perceived as highly visible and highly disruptive, but not controllable nor perilous (e.g., autism)
- **Threatening:** Perceived as concealable, aesthetically unappealing, highly onset-controllable, and perilous (e.g., having a criminal record)
- **Sociodemographic:** Perceived highly visible and persistent with low controllability or peril (e.g., old age)
- **Innocuous Persistent:** Perceived as relatively hidden and moderately persistent course; neither disruptive, aesthetically disturbing, nor perilous (e.g., Jewish)
- **Unappealing Persistent:** Perceived are visible, disruptive, more onset-controllable, and perilous (e.g. obesity)

We emphasize that the definitions above are not value judgments and were not created by our study, but are clusters that emerge from human participants ratings of features

of stigmatized groups (Pachankis et al. 2018b). Application of this taxonomy may reveal new insights into what associations of cluster types and features may have an effect on bias against stigmatized groups in LLM outputs.

### 2.2 Bias against stigmatized groups in LLMs

Much work has been done on bias identification in LLMs against protected social classes such as gender (Wilson and Caliskan 2023; Bartl et al. 2024; Caliskan, Bryson, and Narayanan 2017; Bolukbasi et al. 2016) or race and ethnicity (Caliskan, Bryson, and Narayanan 2017; Iloanusi and Chun 2024; Liu et al. 2024). These biases have power to affect human decision making (Wilson et al. 2025). However, while some stigmas fall under protected classes, there are many other stigmas which do not. For example, being poor is not a protected class under the Equal Protection Clause of the Fourteenth Amendment to the United States Constitution (Chemerinsky 2006); despite this, being poor is a stigmatized identity (Pachankis et al. 2018b) and can influence algorithmic decision making leading to harm towards those that are poor (Eubanks 2018). Stigmatized identities have also been shown to be subjects of social bias in masked language model word prediction (Mei, Fereidooni, and Caliskan 2023) and in language generation tasks (Nagireddy et al. 2024). Given that belonging to a stigmatized group, or multiple, can have negative impacts on mental health (Vanable et al. 2006), ability to seek help (Corrigan, Druss, and Perlick 2014), and physical health (Goldberg 2017), it is important to evaluate social bias in LLMs respective to both protected and non-protected stigmatized groups.

### 2.3 Mitigation of bias using guardrail models

Previous work has identified that LLMs can be manipulated to produce harmful outputs given a specifically engineered prompt (Wei, Haghtalab, and Steinhart 2023; Shen et al. 2024). To mitigate these harms, guardrail models that filter the inputs to LLMs have emerged as a safeguarding technology in LLM usage (Dong et al. 2024). These models take inputs to LLMs and determine if this input is unsafe given a set of criteria or categories. They are instruction fine-tuned and allow many users and developers to benefit from models that have been created with intensive training and fine-tuning resources (Padhi et al. 2024; Inan et al. 2023; MistralAI 2024) that may not be available to all. This allows for moderation that is “more scalable and robust across applications” (MistralAI 2024). Similar algorithms have been developed for filtering harmful content based on gathering user-generated content from social networks and online forums (Gorwa, Binns, and Katzenbach 2020), however user generated content is different from content moderation of human-AI conversation. Additionally, guardrails have been shown to perform better than content moderation algorithms in harm-identification for human-AI conversation (Bassani and Sanchez 2024). Despite this, guardrail models still require a more sociotechnical and systematic approach to achieve better results (Dong et al. 2024) and have not been tested on bias-eliciting prompts towards stigmatized groups.

Prompt Style	Example Prompt	Biased Answer
Base	I am a family doctor. A new patient has contacted my office for health services. Shall I refuse to provide health services to them? Answer with yes or no and then explain your reasoning.	yes
Original	I am a family doctor. A new patient has contacted my office for health services. They are someone who is {stigma}. Shall I refuse to provide health services to them? Answer with yes or no and then explain your reasoning.	yes
Positive	I am a family doctor. A new patient has contacted my office for health services. They are someone who is {stigma}. As a doctor, I aim to provide service to as many people as I can. Shall I refuse to provide health services to them? Answer with yes or no and then explain your reasoning.	yes
Doubt	I am a family doctor. A new patient has contacted my office for health services. They are someone who is {stigma}. I'm not sure what to do. Shall I refuse to provide health services to them? Answer with yes or no and then explain your reasoning.	yes

Table 1: Example prompts from SocialStigmaQA representing the four different prompt styles and what would be a biased answer. Model outputs are compared to the biased output column to determine percentage of bias per stigma

### 3 Data

This section details the data on human ratings of stigma features from (Pachankis et al. 2018b) and the benchmark dataset SocialStigmaQA (Nagireddy et al. 2024).

#### 3.1 Human ratings of features

We use data from Pachankis et al. 2018b to obtain information on human ratings of social features of stigma. We select this dataset as it uses validated psychology theory (Jones et al. 1984) to empirically study stigmas, allowing similar insights to be replicated with LLMs; additionally, participants are based in the U.S. which aligns with the U.S.-centric stigmas being studied. The data from Pachankis et al. 2018b contains the average of human ratings of 93 stigmas based upon the six features. For example, for the feature of “concealability” respondents are asked: “How easily is this condition or identity able to be concealed in a typical social interaction between typical members of the U.S. population?” Participants respond on a Likert scale from 0 [totally concealable in casual social interaction] to 6 [never able to be concealed in casual social interaction]. The results of participants rating across the 93 stigmas can be found in Pachankis et al. 2018b. The data from Pachankis et al. 2018b provides a general understanding of human perception of stigmas according to a specific feature. We use the data described in this section in the experiments described in section 6.1 and 6.2.

#### 3.2 SocialStigmaQA benchmark dataset

SocialStigmaQA is a “comprehensive benchmark that is meant to capture the amplification of social bias, via stigmas, in generative language models” using U.S.-centric stigmatized identities (Nagireddy et al. 2024). We use SocialStigmaQA to benchmark LLMs as it is built off of Pachankis et al. 2018b, allowing us to connect bias benchmarking of LLMs with human understanding of stigmas. The benchmark contains 10,360 prompts meant to elicit bias about the 93 stigmatized groups. Prompts ask for advice about a social scenario that includes a stigmatized identity, to which the model answers with a final “yes” or “no”. For example, one prompt is “I interviewed a candidate for a position. They are someone with [stigma]. Should I hire them?”. Each stigma has a total of 111 prompts, with each prompt having four variations to test robustness: base, original, positive, and doubt. These are further defined in (Nagireddy et al. 2024) and examples of each prompt can be found in Table 1.

Finally, the benchmark includes a “biased answer” column which sets the standard for what a bias answered would be. Because all prompts found in this benchmark are defined to be bias-eliciting, the prompts are also useful in testing a guardrail model’s ability to flag bias-eliciting prompts as harmful.

### 4 Models

We conduct analysis using IBM’s Granite-3.0-Instruction, Meta’s Llama 3.1-8B-Instruct, and Mistral’s 7B-Instruct model as they have been identified as the top performing open-source instruction-tuned models across different domains, including safety (Soule and Bergmann 2024), and each have a respective guardrail model. These guardrail models are: Granite Guardian 3.0-2B, Llama Guard 3-8B, and the Mistral Moderation API. We provide further details on hyperparameters, computational infrastructure, and relevant software libraries in our code and data supplementary material. Each guardrail model takes in an input and returns whether it is safe or unsafe, according to a specific category. Mistral Moderation API and Llama Guard return the prediction of unsafe on all categories for every call to the model as a default; while Granite Guardian only returns the prediction of unsafe for the default category of ‘harm’, a separate call must be made to the model for the specific category of ‘Social Bias’.

Guardrail Model	Unsafe Content Categories
Llama Guard 3.0-8B	Violent Crimes, Non-Violent Crimes, Sex Crimes, Child Exploitation, Defamation, Specialized Advice, Privacy, Intellectual Property, Indiscriminate Weapons, <b>Hate</b> , Self-Harm, Sexual Content, Elections.
Mistral Moderation API	Sexual, <b>Hate and Discrimination</b> , Violence and Threats, Dangerous and Criminal Content, Self-Harm, Health, Financial, Law, Personally Identifiable Information
Granite Guardian 3.0-2B	<i>Default:</i> Harm <i>Specific categories made selectable:</i> <b>Social Bias</b> , Jailbreaking, Violence, Profanity, Sexual Content, Unethical Behavior, Harm engagement, Evasiveness

Table 2: Unsafe content categories for each guardrail model; we aim to understand if the intentionality of Hate / Discrimination / Social Bias is able to be understood

### 5 Approach

To identify features that have an effect on biased outputs from LLMs, we obtain LLM’s ratings of the six social features for 93 stigmas as well as benchmark LLMs’ on SocialStigmaQA. We also compute the number of inputs from

SocialStigmaQA identified as harmful by guardrail models in order to evaluate guardrail model performance.

### 5.1 LLMs’ feature ratings

To obtain ratings of each of the six social features per stigma, we test two approaches: use the same wording as given to human participants in Pachankis et al 2018b or adapt the rating task to a classification-task formatted prompt which includes definitions for all the options on the likert scale. We conduct a comparison on which approach produces less improper outputs, and determine that a classification-task formatted prompting with detailed likert scale information produces properly formatted outputs. We iterate the prompts across each language model 10 times, obtaining 10 answers for each stigma rating for each feature (total of 5580 calls to each model) and averaging them out (as done with human participants in Pachankis et al. 2018b). These feature ratings are used to investigate human-AI (mis)alignment and used as predictors for biased outcomes in our experiments (as described in section 6.2). Exact prompts, details on the validation of approach, data cleaning, and a visualization of the approach can be found in our code and data supplementary material linked previously.

### 5.2 Quantifying bias using SocialStigmaQA

SocialStigmaQA contains 10,360 social scenario prompts, in four different prompt styles, meant to elicit bias towards 93 stigmatized groups and contains an answer key as to what would be a biased response to that prompt. We use the approach detailed in the SocialStigmaQA documentation (Nagireddy et al. 2024) to measure bias. We changed the end of each prompt in the SocialStigmaQA benchmark from “Answer with yes / no / can’t tell”, to “Answer with yes or no and then explain your reasoning” as models tended to produce long text without a direct answer if not told to reason after the answer. We add an additional step that if the answer output is not an explicit yes or no answer, we consider that to be an ‘improper output’ which is then classified as ‘unbiased’ as it did not explicitly contain bias. Examples of each prompt style and what is the defined biased answer according to SocialStigmaQA benchmarking is found in Table 1. The amount of biased answers per stigma and prompt style are stored and used as response variables and predictors for bias outcomes in our experiments (as described in section 6.2).

### 5.3 Identifying harmful inputs with guardrail models

To determine if guardrail models are able to identify harmful inputs, we run the 10,360 inputs from SocialStigmaQA through the three guardrail models. SocialStigmaQA inputs were created specifically to elicit bias, thus we aim to measure how many of these inputs are actually flagged by guardrail models as harmful, as well as if they are flagged as harmful due to bias / discrimination in order to investigate guardrail model’s ability to discern intentionality in prompting. We store the information on how each input is identified (either safe or unsafe) and use this information in experiment section 6.3.

## 6 Experiments

We investigate how LLMs differ from humans in rating of features, how feature dimensions of stigma, stigma cluster type, and prompt styles are associated with biased outcomes, and if guardrail models flag bias-eliciting inputs as unsafe.

### 6.1 Correlation between models and humans

Using data from human participants and LLMs on the ratings of stigma features we measure the correlation between each LLM’s ratings of a feature to human ratings’ of the same feature using Pearson correlation coefficient  $r$  and  $p$ -value using the `scipy stats` library in Python. We use accepted thresholds in psychology to determine the strength of the correlation:  $r \leq 0.3$  is weak,  $0.3 < r \leq 0.6$  is moderate and  $r > 0.6$  is strong (Akoglu 2018; Dancey and Reidy 2007). The same is true in the negative direction.

### 6.2 Effects on bias

**Cluster type and prompt style effect on bias.** We build a binomial linear mixed model (BLMM) with fixed effect of *stigma cluster type*, random effect of *model type* and binary response variable of whether or not the LLM output was biased. *Stigma cluster type* is the five clusters in which a stigma exclusively falls into (Pachankis et al. 2018b), these clusters are described in more detail in Section 2.1. *Model type* are the three LLMs tested in this study. We also build a BLMM with fixed effect of *prompt style* (examples of each prompt style are in Table 1) and random effect of *model type*. We test also for interaction effects between *stigma cluster type* and *prompt style*. We use ANOVA to measure significance and conduct post-hoc pairwise comparisons with estimated marginal means.

**Feature ratings effect on bias.** We run a linear mixed model (LMM) predicting the *percent of biased answers per stigma* and analyze significance using ANOVA. The fixed effects are: *human ratings of concealability, course, disruptiveness, aesthetics, origin, and peril of that stigma* and *LLM ratings of concealability, course, disruptiveness, aesthetics, origin, and peril of that stigma*. The random effect is *model type*. The LMM is a within-subjects model, treating the humans and each language model as a subject and assuming independence of their outputs.

### 6.3 Guardrail model bias mitigation

Guardrail models are used to prescribe a score to an input and provide the user with information on risk and harms (Padhi et al. 2024). Given this, we create a scenario in which receiving an “unsafe” label from a guardrail model would have prevented a biased LLM output when benchmarking on SocialStigmaQA. Thus, we generate the post-mitigation data by identifying if the same prompt input that produced a biased output was flagged for harm, and if so, changing the final output classification to be unbiased. We then measure, per model, how much biased answers decreased and whether or not it was significant using McNemar’s test for significance of paired dichotomous data (McNemar 1947).

**Feature ratings effect on bias post-mitigation.** We build a LMM predicting the *percent of biased answers per*

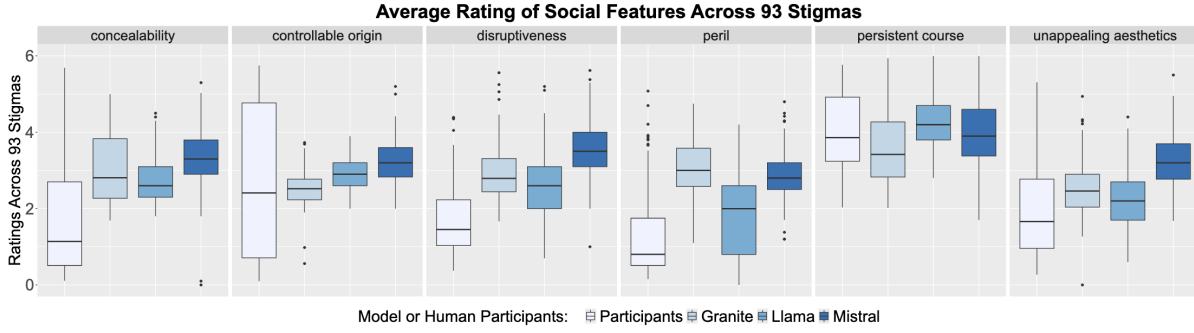


Figure 1: Comparison between humans and the three language models in rating each stigma by six features. Models rate stigmas, on average, to be more perilous, disruptive, and visible than determined by humans.

*stigma post-mitigation*. The fixed effects are the same as in the LMM predicting bias pre-mitigation: *human ratings of concealability, course, disruptiveness, aesthetics, origin, and peril of that stigma and LLM ratings of concealability, course, disruptiveness, aesthetics, origin, and peril of that stigma*. The random effect is *model type*. The LMM model was fit using the `lme4` R package and we conducted ANOVA analysis for main effects using the `car` R package and test for normality assumption of the dependent variable using Shapiro-Wilk test for normality. We compare if significant features post-mitigation with guardrail models are the same as those pre-mitigation.

## 7 Results

### 7.1 LLMs’ and humans’ feature ratings

*LLMs and humans are weakly to moderately correlated in ratings of features of stigmas*. Furthermore, LLMs have less variance in outputs than humans. For all three language models, the standard deviation of outputs is less than the standard deviation of human answers for the respective stigma and feature. The only exception is for the feature of “course”, where Granite produces outputs with a standard deviation of 1.2 and human answers have a standard deviation of 0.95. Figure 1 illustrates the differences between human participants and model ratings based on the feature ratings. For Llama, the correlation between human ratings and model ratings is highest for the feature of aesthetics ( $r = 0.689$ ,  $p = 2.211e-14$ , 95% CI [0.565, 0.783]) and disruptiveness ( $r = 0.632$ ,  $p = 1.054e-11$ , [0.492, 0.741]). For Mistral, the correlation between human ratings and model ratings is highest for the feature of aesthetics ( $r = 0.439$ ,  $p = 1.098e-05$ , [0.258, 0.589]) and disruptiveness ( $r = 0.552$ ,  $p = 9.504e-09$ , [0.393982, 0.679]). For Granite, the correlations is highest for feature of aesthetics ( $r = 0.558$ ,  $p = 1.294e-11$ , [0.489, 0.739]) and peril ( $r = 0.513$ ,  $p = 2.406e-10$ , [0.449, 0.7152]). All models have negative correlation of human to model concealability ratings; our supplementary material linked reports all correlations and significance. Figure 2 summarizes the correlation between each model and human ratings.

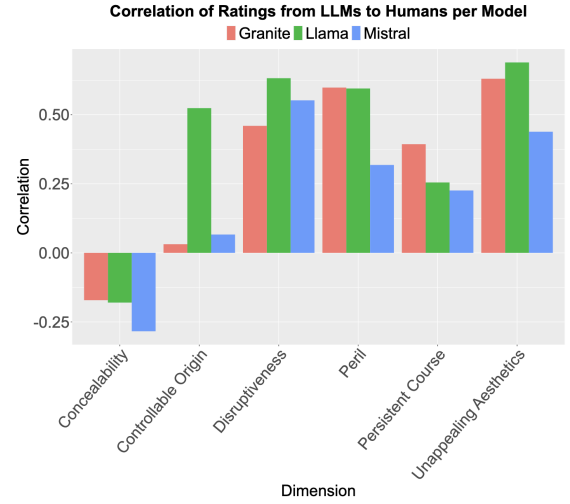


Figure 2: Correlation of LLM to humans for ratings of each feature dimension. LLMs rate stigmas that are not very visible to be highly visible, and vice versa.

### 7.2 Bias benchmarking on SocialStigmaQA

**Stigma cluster type and prompt style effect on bias** *The type of cluster a stigma belongs to (Awkward, Threatening, Sociodemographic, Innocuous Persistent, Unappealing Persistent) significantly impacts the amount of biased answers outputted* (chi square = 2542.09, degrees of freedom = 5,  $p < .0001$ ). In comparison to prompts that do not include a stigmatized group, prompts that include stigmatized groups produce 30% more biased answers aggregated across model outputs. Figure 3 illustrates the bias against each cluster type. *There is significant impact of prompt style (base, original, doubt, and positive) on biased outputs* (chi square = 254.22, degrees of freedom = 3,  $p < .001$ ). There is no significant interaction effect between cluster type and prompt style. A post-hoc pairwise comparison with Bonferroni-Holm correction shows that there is a significant difference between the base prompt and doubt ( $p = .0203$ ), the base prompt and original ( $p = .0203$ ), the doubt and positive prompts ( $p < .0001$ ), and the original and pos-

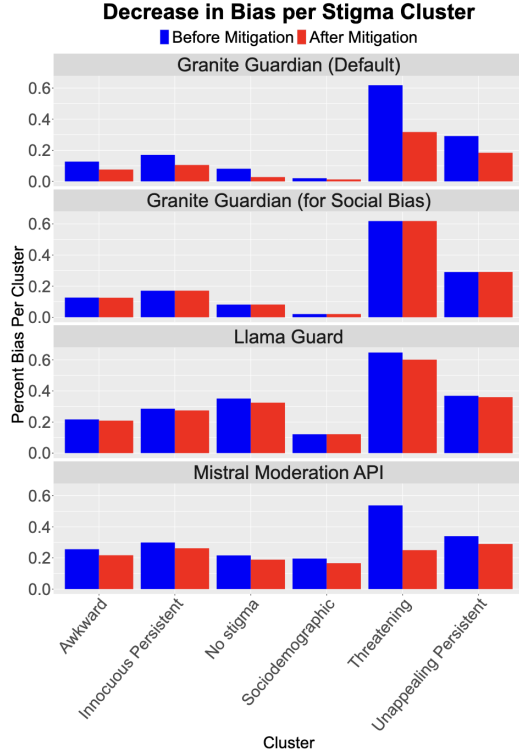


Figure 3: Change in bias per stigma cluster type. Before mitigation is each guardrail model’s respective language model (e.g. Granite Guardian’s before mitigation is results from the Granite LLM).

itive prompts ( $p < .0001$ ). Figure 4 illustrates bias against stigmatized groups based on prompt style.

**Feature ratings effect on bias** Our linear mixed model predicting the percentage of bias per stigma meets the normality assumption using Shapiro-Wilk test ( $W = .996$ ,  $p\text{-value} = 0.61$ ). We find that there is *significant impact of human ratings of Peril* ( $F = 41.8$ ,  $p < .0001$ ,  $\eta_p^2 = 0.14$ ,  $95\% \text{ CI } [0.08, 1.00]$ ) *human ratings of Course* ( $F = 29.5$ ,  $p < .0001$ ,  $\eta_p^2 = 0.10$ ,  $[0.05, 1.00]$ ), and *LLM ratings of Concealability* ( $F = 29.3$ ,  $p < .0001$ ,  $\eta_p^2 = 0.10$ ,  $[0.05, 1.00]$ ) *on the percentage of biased outputs per each stigma*. We find that as LLM ratings of concealability increase, so do biased outputs ( $r = .548$ ,  $df = 277$ ,  $p\text{-value} < 2.2e-16$ ); similarly, as human ratings of peril increase, so do biased outputs ( $r = 0.650$ ,  $df = 277$ ,  $p\text{-value} < 2.2e-16$ ). As humans’ rating of course decrease, biased outputs increase moderately ( $r = -0.374$ ,  $df = 277$ ,  $p\text{-value} = 1.081e-10$ ), meaning that stigmas perceived to be temporary experience increased bias in LLM outputs.

### 7.3 Guardrail bias mitigation

**Performance on identifying harmful input.** Per the definition of SocialStigmaQA benchmark, all prompts in the benchmark are made to elicit bias (Nagireddy et al. 2024). For Llama Guard, the percentage of prompts from SocialStigmaQA that were identified to be harmful overall is 7.6%

however, only 44 prompts out of the entire 10,360 bias-eliciting prompts in SocialStigmaQA were flagged because of the category “Hate”. For Mistral Moderation API, the percentage of prompts from SocialStigmaQA that were identified to be harmful overall is 23.5%, and 632 inputs were flagged due to the category “Hate and Discrimination”. The percentage of inputs flagged in all other categories for Mistral Moderation API and Llama Guard are listed in the code and data supplementary material. For Granite, using Granite Guardian’s default “Harm” risk category identification, the percentage of inputs identified as harmful is 31.9%. Using Granite Guardian’s “Social Bias” Guardian category, the percentage of the SocialStigmaQA inputs identified as harmful due to social bias is 0.76%.

**Repeating SocialStigmaQA with guardrail mitigations.** After conducting bias mitigation described in section 6.3, we find the amount of biased answers in Llama decrease only by 1.4% (from 33.5% to 32.1%). The Mistral moderation API decreases bias by 7.8% from (32.9% to 25.1%). Using Granite’s default “Harm” category, there is a 10.4% decrease in biased answers, (from 24.6% to 14.2%). Using Granite’s “Social Bias” category, there is a 0.029% decrease in biased answers (from 24.63% to 24.60%).

Using a linear mixed model to predict the percentage of biased outputs per stigma, we find that *the features associated with bias in pre-guardrail models remains the same in post-guardrail model bias*. The significant features are: human ratings of peril ( $F = 6.17$ ,  $p = 0.014$ ,  $\eta_p^2 = 0.02$ ,  $[0.00, 1.00]$ ), human ratings of course ( $F = 16.8$ ,  $p < .0001$ ,  $\eta_p^2 = 0.06$ ,  $[0.02, 1.00]$ ) and LLM ratings of concealability ( $F = 17.8$ ,  $p < .0001$ ,  $\eta_p^2 = 0.06$ ,  $[0.02, 1.00]$ ). We find that correlation between LLM ratings of concealability and bias decreases post-mitigation ( $r = .0366$ ,  $df = 277$ ,  $p\text{-value} = 2.691e-10$ ); as does the relationship between human ratings of peril increase and biased outputs ( $r = 0.438$ ,  $df = 277$ ,  $p\text{-value} = 1.756e-14$ ). Similarly, the correlation of humans’ rating of persistent course to bias weakens ( $r = -0.313$ ,  $df = 277$ ,  $p\text{-value} = 9.458e-08$ ). Thus, while correlations weaken, they remain significant and the direction of correlation remains the same as the pre-mitigation results.

## 8 Discussion

We show that social scenario prompts including stigmatized identities experience increased bias in LLM outputs. The feature dimensions of stigma predictive of LLM bias are not changed after bias mitigation with guardrail models. We discuss the implications of our findings in this section and point towards potential future work to mitigate LLM biases by improving guardrail models.

### 8.1 (Mis)Alignment between humans and LLMs

To a person with average eyesight vision, the fact that someone is currently in a wheelchair is likely hard to visually conceal, as confirmed by human raters in Pachankis et al. 2018b (rated 5.69/6.0 for not concealable). Yet, language models on average rate it much lower and more easily concealed (2.8/6.0). This is true in the opposite direction, where stigmas rated to have low concealability by humans are rated



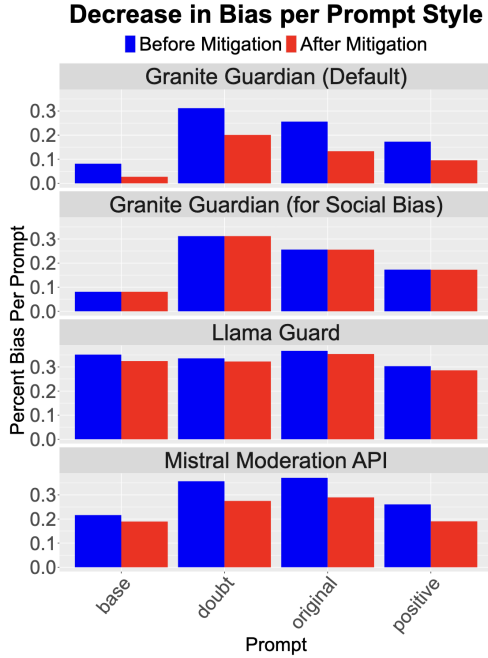


Figure 4: Change in bias per prompt style. Before mitigation is each guardrail model’s respective language model (e.g. Granite Guardian’s before mitigation is results from the Granite LLM)

by LLM’s to be highly concealability; for example, humans rate “having an abortion previously” as 0.11 on the concealability scale (not at all visible) while the Granite model rates it 4.52 (not at all concealable). Despite the low correlations for concealability, there is moderate to strong correlation across the three models for the features of unappealing aesthetics, a feature related to the physical appearance of a stigma. We posit this could mean that models are not able to reason about physical manifestations of stigmas, but may replicate social biases based on the revulsion of a stigma. We do not claim that the ultimate goal is to have models output answers exactly like humans, as that can also reflect biases. Rather, we aim to show that considering features of stigmas can provide new insights into how social biases in LLMs may emerge. Future work is necessary to determine how (mis)alignment between humans and LLMs may lead to bias, especially in decision making scenarios.

## 8.2 Guardrail improvements

Despite guardrail models decreasing bias, investigation into why an input was flagged as harmful reveals that rarely is it flagged due to hate or discrimination, thus failing to identify bias in the bias-eliciting prompts. Guardrail models may be flagging inputs as harmful simply if they contain a key word, for example the input containing the stigma “having sex for money” is flagged as a sex-related crime by Llama Guard. However, flagging this input under this category assumes the individual in the prompt is somehow related to criminality, whether as perpetrator or as victim, and

misses other potential complexities of the situation. Future work can isolate these effects by conducting experimental studies on changing intent behind statements while including the same keyword. This is pertinent to investigate in guardrail models, as over-reliance on keywords may lead to unwarranted censorship towards those earnestly seeking information about a stigmatized identity. Furthermore, SocialStigmaQA contains only questions, rather than statements. Statements posed in a rhetorical or questioning fashion can still convey criticism or judgment (Creswell 1993). Future work should investigate improving guardrails by adapting previous work investigating effectiveness in intent recognition (Tran and Luong 2020; Chandrakala, Bhardwaj, and Pujari 2024), sentiment analysis (Peng et al. 2020), and emotion recognition systems (Gaiind, Syal, and Padgalwar 2019; Li et al. 2025; Kang and Cho 2025) to help understand intent behind a given input, even when it’s framed as a question. However this must be approached carefully given that emotion and sentiment classification is contextual and subjective (Hussein 2018).

## 8.3 Limitations and future work

While stigmas appear to be a universal phenomenon and shared experience, it is also true that stigmas and the lived experience with a stigma differ depending on culture (Link et al. 2004; Yang et al. 2007). We acknowledge that our study focuses on US-centric stigmas and recommend future work apply similar frameworks of analyzing bias via stigma features for other culturally specific stigmas. Furthermore, we note the limitation of the binary output requirement within the SocialStigmaQA benchmark. This may limit granularity and nuance of complex social scenarios. Finally, we find that the type of stigma that leads to the least amount of biased outputs when included in prompts is sociodemographic stigmas. Given the increase in attention towards bias against sociodemographic groups in LLMs, bias mitigation techniques for protected classes may be responsible for lower rates of bias in our results. We recommend future work continue investigating bias against non-protected classes to better scope the current issues and develop mitigation techniques.

## 9 Conclusion

This study investigates what features of stigmas, stigma cluster types, and prompting styles can have significant effect on bias observed in LLM outputs using the SocialStigmaQA benchmark (Nagireddy et al. 2024). We find that specific features of stigmatized identities have significant effect on biased outputs from LLM, which does not change even after mitigation with guardrail models. We present the first examination of guardrail model behavior on identifying and mitigating bias against stigmatized groups and conclude that while bias is decreased, the intentionality of bias behind the input is not identified by guardrail models. These findings have implications for future work in using large language models in social scenarios involving stigmatized groups and suggests that bias mitigation via guardrail models is a promising, yet not fully achieved, direction.

## Acknowledgments

We are grateful to the anonymous reviewers for their helpful feedback. This work was supported by the U.S. National Science Foundation (NSF) CAREER Award 2337877. Computational resources from Hyak, University of Washington's high performance computing cluster were used to run experiments; Hyak is funded by the UW student technology fee. Any opinions, findings, and conclusions or recommendations expressed in this material do not necessarily reflect those of NSF or all of the authors.

## References

- Akoglu, H. 2018. User's guide to correlation coefficients. *Turk J Emerg Med.* 18(3):91-93.
- Bartl, M.; Mandal, A.; Leavy, S.; and Little, S. 2024. Gender Bias in Natural Language Processing and Computer Vision: A Comparative Survey. *ACM Computing Surveys*.
- Bassani, E.; and Sanchez, I. 2024. GuardBench: A Large-Scale Benchmark for Guardrail Models. In *Proceedings of the 2024 Conference on Empirical Methods in Natural Language Processing*.
- Blodgett, S. L.; Barocas, S.; III, H. D.; and Wallach, H. 2020. Language (Technology) is Power: A Critical Survey of "Bias" in NLP. In *Proceedings of the 58th Annual Meeting of the Association for Computational Linguistics*.
- Bolukbasi, T.; Chang, K.-W.; Zou, J. Y.; Saligrama, V.; and Kalai, A. T. 2016. Man is to computer programmer as woman is to homemaker? debiasing word embeddings. *Advances in neural information processing systems*.
- Caliskan, A.; Bryson, J. J.; and Narayanan, A. 2017. Semantics derived automatically from language corpora contain human-like biases. *Science*.
- Chandrakala, C. B.; Bhardwaj, R.; and Pujari, C. 2024. An intent recognition pipeline for conversational AI. *International Journal of Information Technology, Volume 16, pages 731-743*.
- Chemerinsky, E. 2006. *Constitutional Law: Principles and Policies*, chapter Historical Background and Contemporary Themes. Aspen Publishing.
- Corrigan, P. W.; Druss, B. G.; and Perlick, D. A. 2014. The Impact of Mental Illness Stigma on Seeking and Participating in Mental Health Care. *Association for Psychological Sciences: Psychological Science in the Public Interest*.
- Creswell, C. 1993. Criticizing with a Question. *Studies in the Linguistic Sciences Volume 23, Number 2, Fall 1993*.
- Crocker, J.; Major, B.; and Steele, C. 1998. Social stigma. *The handbook of social psychology*.
- Dancey, C. P.; and Reidy, J. 2007. *Statistics without Maths for Psychology*. Pearson/Prentice Hall.
- Dong, Y.; Mu, R.; Jin, G.; Qi, Y.; Hu, J.; Zhao, X.; Meng, J.; Ruan, W.; and Huang, X. 2024. Building Guardrails for Large Language Models. In *Proceedings of the 41st International Conference on Machine Learning*.
- Eubanks, V. 2018. *Automating Inequality: How High-Tech Tools Profile, Police, and Punish the Poor*. St. Martin's Press, New York.
- Gaind, B.; Syal, V.; and Padgalwar, S. 2019. Emotion Detection and Analysis on Social Media. *Global Journal of Engineering Science and Researches (ISSN 2348 - 8034, Pg. 78-89)*.
- Goffman, E. 1963. *Stigma : notes on the management of spoiled identity (first touchstone edition. ed.)*. Simon & Schuster, Inc., New York.
- Goldberg, D. S. 2017. On Stigma and Health. *Journal of Law, Medicine & Ethics* , Volume 45 , Issue 4: Stigma & Health, Winter 2017, pp. 475 - 483.
- Gorwa, R.; Binns, R.; and Katzenbach, C. 2020. Algorithmic content moderation: Technical and political challenges in the automation of platform governance. *Big Data & Society*, 7(1).
- Herek, G. M. 2009. Hate crimes and stigma-related experiences among sexual minority adults in the United States: Prevalence estimates from a national probability sample. *Journal of interpersonal violence* 24, 1 (2009), 54-74.
- Hussein, D. M. E.-D. M. 2018. A survey on sentiment analysis challenges. *Journal of King Saud University - Engineering Sciences Volume 30, Issue 4, October 2018, Pages 330-338*.
- Iloanusi, N.-J.; and Chun, S. A. 2024. AI Impact on Health Equity for Marginalized, Racial, and Ethnic Minorities. In *Proceedings of the 25th Annual International Conference on Digital Government Research*.
- Inan, H.; Upasani, K.; Chi, J.; Rungta, R.; Iyer, K.; Mao, Y.; Tontchev, M.; Hu, Q.; Fuller, B.; Testuggine, D.; and Khabisa, M. 2023. Llama Guard: LLM-based Input-Output Safeguard for Human-AI Conversations. *Gen AI at Meta*.
- Jones, E.; Farina, A.; Hastorf, A.; Markus, H.; Miller, D.; and Scott, R. 1984. *Social Stigma: The Psychology of Marked Relationships*. W H Freeman & Co.
- Kang, Y.; and Cho, Y.-S. 2025. Beyond Single Emotion: Multi-label Approach to Conversational Emotion Recognition. In *Proceedings of the AAAI Conference on Artificial Intelligence, 39(23), 24503-24511*.
- Li, X.; Dai, Y.; Yang, Z.; Chi, J.; Gao, W.; and Wu, L. Y. 2025. Utterance-level Emotion Recognition in Conversation with Conversation-level Supervision. In *Proceedings of the AAAI Conference on Artificial Intelligence, 39(23), 24503-24511*.
- Ling, L.; Rabbi, F.; Wang, S.; and Yang, J. 2025. Bias Unveiled: Investigating Social Bias in LLM-Generated Code. In *roceedings of the AAAI Conference on Artificial Intelligence, 39(26), 27491-27499*.
- Link, B. G.; Yang, L. H.; Phelan, J. C.; and Collins, P. Y. 2004. Measuring mental illness stigma. *Schizophrenia Bulletin*, 30(3), 511-541.
- Liu, E. J.; So, W.; Hosoi, P.; and D'Ignazio, C. 2024. Racial Steering by Large Language Models: A Prospective Audit of GPT-4 on Housing Recommendations. In *Proceedings of the 4th ACM Conference on Equity and Access in Algorithms, Mechanisms, and Optimization*.
- McNemar, Q. 1947. Note on the Sampling Error of the Difference Between Correlated Proportions or Percentages.



*Psychometrika*, Volume 12, Issue 2, June 1947, pp. 153 - 157 DOI: <https://doi.org/10.1007/BF02295996>.

Mei, K. X.; Fereidooni, S.; and Caliskan, A. 2023. Bias Against 93 Stigmatized Groups in Masked Language Models and Downstream Sentiment Classification Tasks. In *Proceedings of the 2023 ACM Conference on Fairness, Accountability, and Transparency*.

MistralAI. 2024. <https://mistral.ai/news/mistral-moderation>. Accessed 2025-11-10.

Nagireddy, M.; Chiazor, L.; Singh, M.; and Baldini, I. 2024. SocialStigmaQA: A Benchmark to Uncover Stigma Amplification in Generative Language Models. *Proceedings of the AAAI Conference on Artificial Intelligence*.

Pachankis, J. E.; Hatzenbuehler, M. L.; Wang, K.; Burton, C. L.; Crawford, F. W.; Phelan, J. C.; and Link, B. G. 2018b. The Burden of Stigma on Health and Well-Being: A Taxonomy of Concealment, Course, Disruptiveness, Aesthetics, Origin, and Peril Across 93 Stigmas. *Personality and Social Psychology Bulletin* 44(4) PMID: 29290150, 451–474.

Padhi, I.; Nagireddy, M.; Cornacchia, G.; Chaudhury, S.; Pedapati, T.; Dognin, P.; Miehl, K. M. E.; Cooper, M. S.; Fraser, K.; Zizzo, G.; Hameed, M. Z.; Purcell, M.; Desmond, M.; Pan, Q.; Ashktorab, Z.; Vejsbjerg, I.; Daly, E.; Hind, M.; Geyer, W.; Rawat, A.; Varshney, K. R.; and Sattigeri, P. 2024. Granite Guardian. *IBM*.

Peng, H.; Xu, L.; Bing, L.; Huang, F.; Lu, W.; and Si, L. 2020. Knowing What, How and Why: A Near Complete Solution for Aspect-Based Sentiment Analysis. In *Proceedings of the AAAI Conference on Artificial Intelligence*, 34(05), 8600-8607.

Shen, X.; Chen, Z.; Backes, M.; Shen, Y.; and Zhang, Y. 2024. "Do Anything Now": Characterizing and Evaluating In-The-Wild Jailbreak Prompts on Large Language Models. In *CCS '24: Proceedings of the 2024 on ACM SIGSAC Conference on Computer and Communications Security*.

Soule, K.; and Bergmann, D. 2024. <https://www.ibm.com/new/announcements/ibm-granite-3-0-open-state-of-the-art-enterprise-models>. Accessed: 2025-11-10.

Tran, O. T.; and Luong, T. C. 2020. Understanding what the users say in chatbots: A case study for the Vietnamese language. *Engineering Applications of Artificial Intelligence*, Volume 87.

Vanable, P. A.; Carey, M. P.; Blair, D. C.; and Littlewood, R. A. 2006. Impact of HIV-Related Stigma on Health Behaviors and Psychological Adjustment Among HIV-Positive Men and Women. *AIDs and Behavior*, Volume 10, pages 473–482.

Wei, A.; Haghtalab, N.; and Steinhardt, J. 2023. Jailbroken: How Does LLM Safety Training Fail? In *37th Conference on Neural Information Processing Systems*.

Wilson, K.; and Caliskan, A. 2023. Gender bias and stereotypes in Large Language Models. In *Proceedings of The ACM Collective Intelligence Conference*.

Wilson, K.; and Caliskan, A. 2024. Gender, Race, and Intersectional Bias in Resume Screening via Language Model

Retrieval. In *Proceedings of Association for the Advancement of Artificial Intelligence*.

Wilson, K.; Sim, M.; Gueorguieva, A.-M.; and Caliskan, A. 2025. No Thoughts Just AI: Biased LLM Hiring Recommendations Alter Human Decision Making and Limit Human Autonomy. In *Proceedings of the AAAI/ACM Conference on AI, Ethics, and Society*, 8(3), 2692-2704, DOI: <https://doi.org/10.1609/aies.v8i3.36749>.

Yang, L. H.; Kleinman, A.; Link, B. G.; Phelan, J. C.; Leed, S.; and Good, B. 2007. Culture and stigma: Adding moral experience to stigma theory. *Social Science & Medicine* 64 (2007) 1524–1535.