




DESI DR2 Constraints on the $R_H = ct$ Universe: Model Viability and Comparison with Λ CDM

Amritansh Mehrotra ^{1,2,*} S. K. J. Pacif ^{2,3,†} and A. F. Santos ^{4,‡}

¹*Department of Physics, University Institute of Sciences, Chandigarh University, Mohali 140413, India*

²*Pacif Institute of Cosmology and Selfology (PICS), Sagara, Sambalpur 768224, Odisha, India*

³*Research Center of Astrophysics and Cosmology, Khazar University, Baku, 41 Mehseti Street, AZ1096, Azerbaijan*

⁴*Programa de Pós-Graduação em Física, Instituto de Física, Universidade Federal de Mato Grosso, Cuiabá, Brasil*

We carry out a comparative analysis of the standard Λ CDM cosmological model and the alternative $R_H = ct$ framework using recent observational data from cosmic chronometers, Type Ia supernova, and baryon acoustic oscillations. The study evaluates the ability of each model to reproduce the observed expansion history of the Universe through a joint statistical assessment based on the chi-squared statistics, Akaike Information Criterion (AIC), Bayesian Information Criteria (BIC), and Bayes factor. While both models yield acceptable fits, Λ CDM consistently attains lower information-criterion values and higher likelihood, indicating a superior overall performance. An examination of the redshift evolution of the Hubble parameter $H(z)$ and the deceleration parameter $q(z)$ shows that Λ CDM naturally captures the transition from early-time deceleration to late-time acceleration, where as $R_H = ct$ predicts a strictly linear expansion. We also estimate the age of the Universe within both models, finding that Λ CDM prediction agrees with the Planck 2018 result, while the linear expansion in $R_H = ct$ leads to an older cosmic age. Recent JWST observations of unexpectedly mature high-redshift galaxies have reopened the discussion regarding whether the Universe may be older than implied by the standard model; although these results remain under active investigation, they underscore that fully resolving cosmic evolution may require refinements beyond the concordance paradigm.

I. INTRODUCTION

The discovery of the late-time accelerated expansion of the Universe marks one of the most significant milestones in modern cosmology. Observations of high-redshift Type Ia supernovae (SNe Ia) provided compelling evidence that the expansion rate of the Universe is increasing rather than slowing down [1, 2]. Subsequent refinements in cosmological measurements [3–5] have further strengthened this conclusion, placing cosmic acceleration at the core of contemporary cosmological research. Complementary evidence from the cosmic microwave background radiation (CMBR) and large-scale structure (LSS) surveys [6–9] supports a spatially flat Universe dominated by two unseen components—dark matter (DM) and dark energy (DE), with present-day energy density parameters of $\Omega_{m_0} \simeq 0.25$ and $\Omega_{\Lambda_0} \simeq 0.75$, respectively.

Despite the success of the concordance model, the true origin and nature of cosmic acceleration remain unresolved. The observational evidence suggests the

existence of a form of energy with negative pressure—termed dark energy—that drives the accelerated expansion [10]. Yet, its physical identity is unknown, and numerous theoretical proposals have emerged attempting to explain it. These include scalar field models, fluid-based scenarios, and modified gravity theories, each aiming to reproduce the observed evolution of the Universe using distinct underlying mechanisms. Observational datasets such as SNe Ia, baryon acoustic oscillations (BAO), cosmic chronometers (CC), and strong lensing systems (SLS) [5] have provided increasingly precise constraints on these models, but none have yet resolved the fundamental mystery.

The simplest and most widely accepted framework for explaining the accelerated expansion is the Λ CDM model, which incorporates a cosmological constant (Λ) with an equation of state $\omega = -1$ alongside cold dark matter with $\omega = 0$. This model successfully describes a broad range of cosmological observations, from early-Universe fluctuations to the present-day expansion rate. However, despite its empirical success, the Λ CDM model faces several persistent theoretical and observational challenges. On small scales, it struggles with the missing satellite and core-cusp problems [11–13], while on a fundamental level, it suffers from the so-called “cosmological constant problem,” referring to

* mhtra.amritansh@gmail.com

† shibesh.math@gmail.com

‡ alesandroferreira@fisica.ufmt.br

the 10^{120} -order discrepancy between the theoretically predicted and observed values of vacuum energy density [6–8]. Moreover, the degeneracy issue between dark matter and dark energy components complicates the task of isolating their individual contributions to the cosmic energy budget.

To address these long-standing tensions, numerous alternatives to Λ CDM have been proposed, seeking to explain the observed acceleration without invoking a finely tuned cosmological constant. These range from dynamical dark energy models such as quintessence [14–16], K-essence [17–19], and phantom fields [20], to unified dark sector models like the Chaplygin gas [21]. Modified gravity frameworks, including $f(R)$ theories and braneworld scenarios [22, 23], offer an alternative viewpoint in which cosmic acceleration arises from deviations in the gravitational sector at large scales. Despite their conceptual diversity, these models collectively underscore the growing recognition that the standard Λ CDM framework—while observationally successful—may not represent the final description of cosmic evolution.

Beyond models that modify the dark-energy sector or gravitational physics, a different line of thought emerges from **coasting cosmologies**, wherein the Universe expands linearly with cosmic time. The earliest and most well-known example is the Milne mode [24], developed by Arthur Milne, which is formulated as an empty, open Universe whose expansion is governed entirely by initial kinematics rather than gravitational effects. Although the absence of matter and radiation prevents the Milne model from describing real cosmic structure and observation, it introduced the important notion that a constant expansion rate may arise naturally without invoking dark energy. This idea has resurfaced in more recent discussions questioning whether the conventional division between geometry and energy-momentum is fundamentally necessary. In particular, critiques by Vishwakarma [25, 26] have argued that a fully geometric approach to gravitation might eliminate the need for hypothetical dark sectors, thereby motivating further investigation into cosmological models exhibiting linear expansion behavior. In this context, coasting frameworks such as the $R_h = ct$ scenario offers an intriguing alternative worth confronting with contemporary observational data. This is further discussed in the following section.

This paper is organized in the following manner. Section I gives a brief introduction. Section II provides an overview for $R_h = ct$ cosmology. Section III presents the datasets employed in this study, along with the statistical methods used to compare the two cosmolog-

ical models. This section also includes a discussion of the Hubble parameter, the Deceleration Parameter (DP), and the cosmic age, which are further analyzed to strengthen the conclusions of the paper. Section IV summarizes our findings after comparing the two models. Section V provides our concluding remarks.

II. THE $R_h = ct$ COSMOLOGY

An intriguing alternative to the standard Λ CDM model is the $R_h = ct$ cosmology, first proposed and developed by Melia and collaborators [27, 28]. This model is built upon the simple yet profound condition that the gravitational horizon, defined as $R_h(t) = c/H(t)$, always equals the distance light has traveled since the Big Bang, i.e., $R_h(t) = ct$ at all cosmic times. This constraint leads to a linear evolution of the scale factor, expressed as $a(t) \propto t$, implying that the expansion rate of the Universe has remained constant in time. From this fundamental relation, the Hubble parameter naturally takes the form,

$$H(z) = H_0(1 + z), \quad (1)$$

where H_0 is the present-day Hubble constant and z is the redshift. This expression suggests a cosmological evolution that is dynamically simpler than that of Λ CDM, as it eliminates the need for separate epochs of radiation, matter, and dark energy domination. Instead, the entire evolution is governed by the condition that the total equation of state satisfies $\rho + 3p = 0$, which ensures that the active gravitational mass density of the Universe is zero at all times.

The $R_h = ct$ model has been extensively tested against a wide range of cosmological observations. Melia and collaborators have reported that this model often provides a competitive or even superior fit compared to Λ CDM when confronted with diverse datasets, including cosmic chronometers [29, 30], quasar core angular size measurements [31], X-ray and UV fluxes from quasars [32], galaxy cluster gas mass fractions [33], Type Ia supernovae [34], strong gravitational lensing statistics [35, 36], fast radio bursts (FRBs) [37], and even recent JWST observations of high-redshift quasars and Einstein rings [38, 39]. These analyses have led proponents to argue that the $R_h = ct$ cosmology provides a more natural description of the Universe’s expansion history, without invoking dark energy or fine-tuning parameters.

Nevertheless, the model remains controversial within the cosmological community. Several independent studies [40–47] have reached conflicting conclusions, finding that the $R_h = ct$ framework is statistically

disfavored when tested against multiple observational probes or when subjected to rigorous Bayesian model selection criteria. Critics argue that while the model's simplicity is mathematically appealing, it lacks a well-defined theoretical foundation within general relativity or quantum field theory and struggles to reproduce the detailed structure formation history observed in the Universe.

Despite these debates, the $R_h = ct$ model continues to attract attention as a conceptually elegant and observationally testable alternative to Λ CDM. Its central assumption — that the cosmic expansion rate maintains $R_h = ct$ at all epochs — challenges the standard cosmological paradigm and invites renewed investigation into the fundamental link between cosmic time, geometry, and the expansion history of the Universe. In the next section, we describe the datasets employed in the analysis and outline the statistical framework used to compare the two cosmological models. We also examine the redshift evolution of the Hubble parameter $H(z)$ and the deceleration parameter $q(z)$ along with the discussion on cosmic age.

III. DATASETS AND STATISTICAL METHODS

The parameters of models under study are constrained using the latest Baryon Acoustic Oscillation data from the Dark Energy Spectroscopic Instrument Data Release 2 (DESI DR2) along with the latest measurements from Pantheon⁺ and Cosmic Chronometer. For each dataset, the construction and sampling of the likelihood function is done using the nested sampling algorithm implemented in the `dynesty` package¹[48]. This approach provides the combined benefits of efficiently exploring the posterior distribution and calculating Bayesian evidence at the same time, making it highly effective for both parameter estimation and model comparison. The analysis is performed by adopting uniform priors over physically motivated parameter ranges. For the Λ CDM model, the Hubble constant is varied over $H_0 \in [55, 100]$, the matter density parameter over $\Omega_m \in [0, 1]$, and the sound horizon at the drag epoch over $r_d \in [100, 300]$. For the $R_h = ct$ model, uniform priors are assumed for $H_0 \in [55, 100]$ and $r_d \in [100, 300]$. For each model, we employ 300 live points to sample this space. The resulting samples are then used to determine credible intervals and to visualize the constraints on the

model parameters. To visualize the results, we make use of the `GetDist` library² [49], which produces detailed corner plots illustrating both the marginal posterior distributions and the correlations between model parameters. The full posterior distribution for each model is obtained by constructing dedicated likelihood functions for the corresponding datasets. The parameters of each model are constrained through a joint likelihood analysis incorporating all the datasets mentioned above. The overall likelihood function is expressed as

$$\mathcal{L}_{Total} = \mathcal{L}_{CC} \times \mathcal{L}_{BAO} \times \mathcal{L}_{SNe Ia}. \quad (2)$$

The total chi-squared function, given as $\chi^2 = -2 \ln \mathcal{L}_{Total}$, is minimized to obtain the constraints on each model parameter. The datasets mentioned above are described as follows.

- **Cosmic Chronometers:** In this work, the first dataset that we utilized are Cosmic Chronometer (CC) techniques to constrain the parameters of the model under study. Specifically, we adopt 15 Hubble parameter measurements selected from a total of 31 available data points, covering the redshift range $0.1791 \leq z \leq 1.965$ [50–52]. These measurements are based on the differential age method, which estimates the Hubble parameter directly from the age evolution of massive, passively evolving early-type galaxies. Since these galaxies have not experienced significant star formation since their early formation epochs, their age difference at close redshifts provides a reliable and model-independent estimate [53] of the expansion rate through the following relation

$$H(z) = -\frac{1}{(1+z)} \frac{dz}{dt}. \quad (3)$$

For our analysis, we employ the CC likelihood function developed by Moresco, available in his public GitLab repository³. This likelihood incorporates the full covariance matrix, properly accounting for both statistical and systematic uncertainties [54, 55]. By including these correlations, the method provides more robust and unbiased constraints on cosmological parameters.

- **Baryon Acoustic Oscillations:** The second dataset that we incorporated in this study are 13 recent Baryon Acoustic Oscillation (BAO) measurements

¹ <https://dynesty.readthedocs.io/en/v2.1.5/index.html>

² <https://getdist.readthedocs.io/en/latest/>

³ <https://gitlab.com/mmoresco/CCcovariance>

from the Dark Energy Spectroscopic Instrument (DESI) Data Release 2 (DR2) [56], covering the redshift range $0.295 \leq z \leq 2.330$. These measurements are derived from multiple galaxy and quasar samples⁴ and are expressed in terms of three key distance indicators: the Hubble distance $D_H(z)$, the comoving angular diameter distance $D_M(z)$, and the volume-averaged distance $D_V(z)$. For comparison with theoretical predictions, we use the corresponding dimensionless ratios $D_H(z)/r_d$, $D_M(z)/r_d$, and $D_V(z)/r_d$, where r_d denotes the sound horizon at the drag epoch (approximately $z \sim 1060$). For the case of Λ CDM model, this value is $r_d = 147.09 \pm 0.26 \text{ Mpc}$ [57]. However, to maintain model independence and accommodate possible deviation from standard recombination physics, we treat r_d as a free parameter in our analysis [58–62].

- **Type Ia Supernova:** The third and final dataset used in this study is the Pantheon⁺ compilation, which consists of light-curve measurements from 1701 Type Ia supernovae (SNe Ia) that span the redshift range $0.001 \leq z \leq 2.261$ [63]. Since low redshift observations are subjected to significant systematic uncertainties caused by peculiar velocity effects, for this study we exclude the observations with $z < 0.01$. The likelihood used in our analysis is obtained from the public Pantheon⁺ repository⁵ that includes the full covariance matrix expressed as $C_{tot} = C_{sys} + C_{stat}$. This formulation consistently incorporates both systematic and statistical uncertainties, ensuring a rigorous and reliable treatment of the supernova data [64].

To evaluate the relative performance of the model with respect to the standard Λ CDM model, we compute the logarithm of the Bayes factor, defined as

$$\ln B_{\Lambda i} = \ln \left(\frac{p(d | M_i)}{p(d | M_{\Lambda})} \right), \quad (4)$$

where M_{Λ} represents the Λ CDM model and M_i denotes the $R_h = ct$ model taken into consideration. Here, $p(d | M)$ is Bayesian evidence, which quantifies the probability of obtaining the observed data d given a model M . The evidence is estimated using the nested sampling algorithm implemented in the PolyChord library, which efficiently evaluates both the evidence and the posterior distribution.

The resulting Bayes factor provides a statistical measure of how strongly the data supports one model relative to another. Following the Jeffreys’ scale [65], the strength of evidence is interpreted as follows: $\ln B_{\Lambda i} < 1$ indicates inconclusive evidence, $1 < \ln B_{\Lambda i} < 2.5$ corresponds to weak support, $2.5 < \ln B_{\Lambda i} < 5$ suggests moderate support, and $\ln B_{\Lambda i} > 5$ signifies strong support for the model. A negative value of $\ln B_{\Lambda i}$ implies a statistical preference for the Λ CDM model over the corresponding $R_h = ct$ model.

This approach naturally balances model fit and complexity, ensuring that additional parameters are favored only when they lead to a significantly improved explanation of the data.

We also performed a χ^2 analysis to further validate our results. The χ^2 statistic quantifies the deviation between the theoretical predictions and the observational data. The minimum value, χ^2_{min} corresponds to the set of model parameters that provide the best fit to the data, indicating the smallest discrepancy between the model and observations. In addition, we compute the reduced chi-square, defined as, $\chi^2_{Red} = \chi^2_{min}/D.O.F.$. Here the degree of freedom are given by $D.O.F. = N - p$, with N representing the number of data points and p the number of free parameters in each model. A value of $\chi^2_{Red} \approx 1$ indicates a statistically good fit; significantly larger values suggest a poor fit or model inadequacy, while noticeably smaller values indicate overfitting or overestimated observational uncertainties [66].

A. Redshift evolution of $H(z)$ and $q(z)$

A direct way to test the compatibility of $R_h = ct$ model with observations is by comparing their predictions for the Hubble parameter, $H(z)$, against the standard Λ CDM model using the most recent Cosmic Chronometer (CC) dataset. The expression for the Hubble parameter for the case of Λ CDM model is given as

$$H_{\Lambda\text{CDM}}(z) = H_0 \sqrt{\Omega_{m_0}(1+z)^3 + (1 - \Omega_{m_0})}. \quad (5)$$

For the case of $R_h = ct$ model, the expression for Hubble parameter is given by equation (3).

Here, H_0 denotes the present day Hubble constant and Ω_{m_0} denotes the present day matter density parameter which is the fraction of the total density of the Universe contributed by matter at the current epoch ($z = 0$). The estimated values of these parameters are listed in Table I which were obtained by MCMC analysis that combines all three datasets discussed earlier in this section. Using these best-fit parameter values, we compute and plot $H_{\text{model}}(z)$ for each case and directly compare

⁴ https://github.com/CobayaSampler/bao_data

⁵ <https://github.com/PantheonPlusSH0ES/DataRelease>

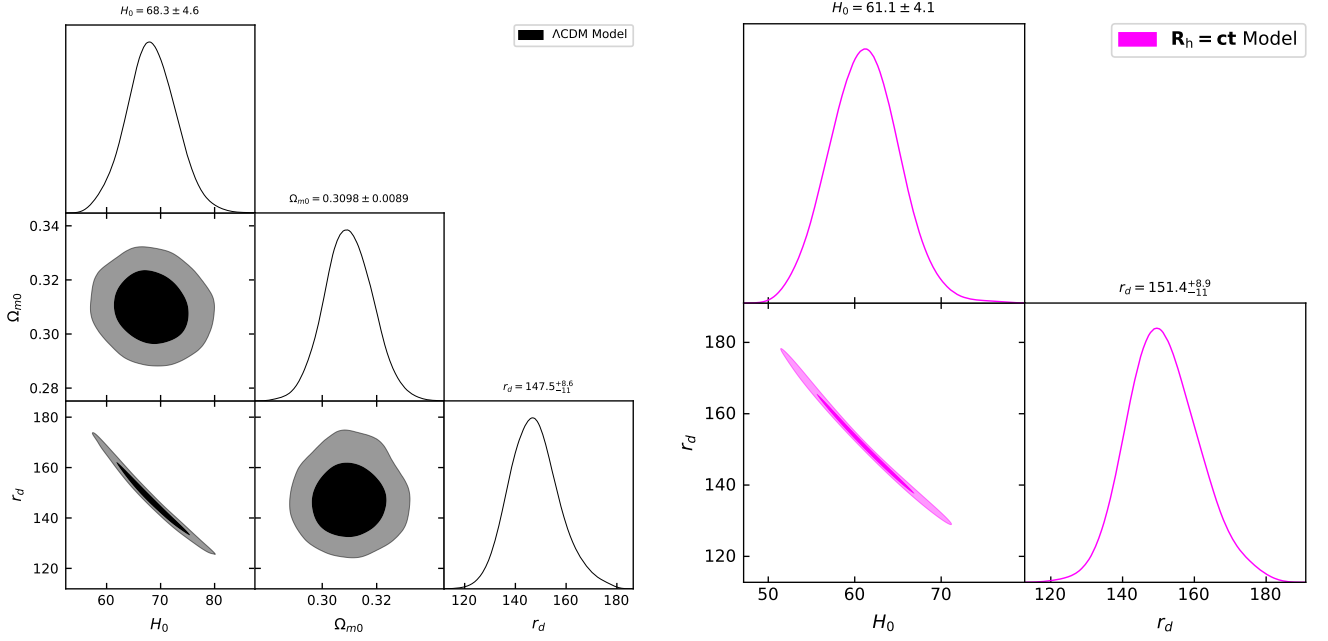


FIG. 1: The left panel of this figure shows the combined MCMC corner plot for Λ CDM model and the right panel for $R_h = ct$ model. Diagonal panels show 1D posteriors; off-diagonal panels show 2D correlations with 68% and 95% confidence contours.

Model	H_0 (km s $^{-1}$ Mpc $^{-1}$)	Ω_{m0}	r_d (Mpc)	$\ln BF$	χ^2_{min}	χ^2_{red}	AIC	BIC
Flat Λ CDM	68.3 ± 4.6	0.309 ± 0.008	147.5 ± 8.6	0	1574.88	0.975	1580.88	1597.05
$R_h = ct$	61.1 ± 4.1	—	151.4 ± 8.9	-2.3	1629.51	1.008	1633.51	1644.29

TABLE I: Posterior mean values and 68% (1σ) credible intervals for the parameters of the Λ CDM and $R_h = ct$ models, along with the uniform prior ranges assumed for each parameter.

the results with the observed CC data. We then proceed to analyze the deceleration parameter, $q(z)$, which serves as a key cosmographic quantity to understand the expansion dynamics of the Universe.

The deceleration parameter (DP) is a dimensionless quantity that characterizes the rate of change of the cosmic expansion and help distinguish between accelerating and decelerating phases of the Universe. It is defined in terms of the scale factor $a(t)$ as,

$$q(z) = -\frac{\ddot{a}a}{\dot{a}^2} = -1 + \frac{d}{dt} \left(\frac{1}{H} \right), \quad (6)$$

where $H = \dot{a}/a$ is the Hubble parameter. Expressed as a function of redshift z , the DP can be written as,

$$q(z) = -1 + (1+z) \frac{1}{H(z)} \frac{dH(z)}{dz}, \quad (7)$$

which links the expansion dynamics directly to observable quantities such as $H(z)$ [67–72].

A positive value of $q(z)$ signifies that the Universe is in a decelerating phase, whereas a negative value indicates accelerated expansion. The redshift at which $q(z)$ changes sign marks the transition from the matter-dominated era, where gravity slowed the expansion to the present epoch of acceleration driven by dark energy. This transition redshift, z_{tr} , serves as an important cosmographic marker, revealing when dark energy began to dominate the cosmic dynamics. Cosmography, in this context, provides a model-independent framework to trace the expansion history of the Universe without relying on any specific dark energy model or equation of state.

For $R_h = ct$ cosmology, the scale factor evolves linearly with cosmic time t ; $a(t) \propto t$, which implies $H = \dot{a}/a = 1/t$. Hence, for the case of $R_h = ct$ Universe, $q(z) = 0$, indicating that the expansion proceeds at a constant rate, without acceleration or deceleration.

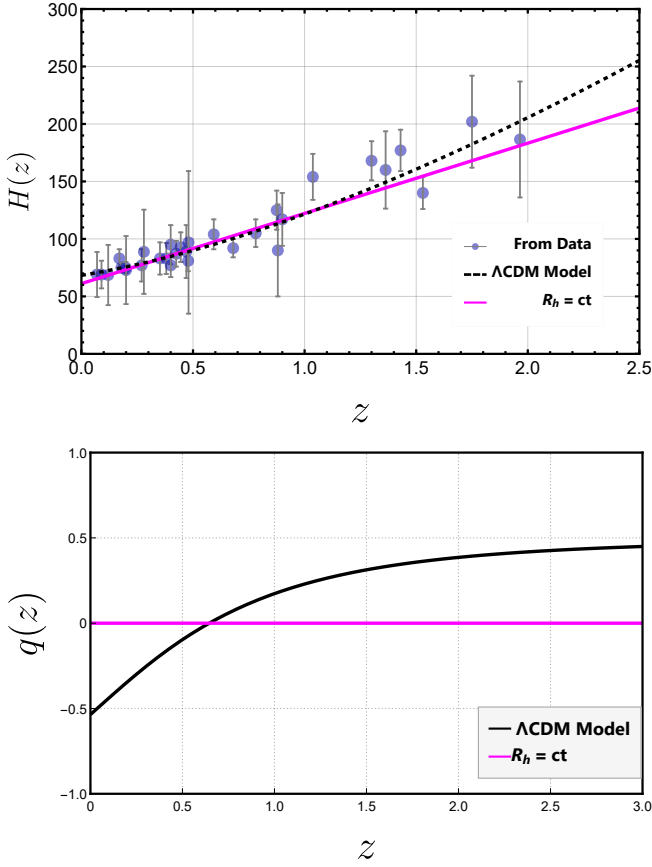


FIG. 2: The top panel presents the redshift evolution of Hubble parameter $H(z)$ with observational data comparing $R_h = ct$ model to that of Λ CDM model. The bottom panel shows the corresponding deceleration parameter $q(z)$.

B. Cosmic age

The age of the Universe constitutes a fundamental consistency test for any viable cosmological model. In a Friedmann–Lemaître–Robertson–Walker (FLRW) space-time, the relation between cosmic time and redshift follows from $dt = -\frac{dz}{(1+z)H(z)}$, which leads to the general age-redshift relation

$$t(z) = \int_z^\infty \frac{dz'}{(1+z')H(z')}. \quad (8)$$

This expression is standard in cosmology and may be found in foundational treatments of FLRW dynamics, e.g., Peebles [73] and Hogg [74].

For a spatially flat Λ CDM model, the Hubble function is given by eqn (5) which, upon substitution into eqn (8), yields the Λ CDM age–redshift relation

$$t(z) = \int_z^\infty \frac{dz'}{(1+z')H(z'; H_0, \Omega_m)}. \quad (9)$$

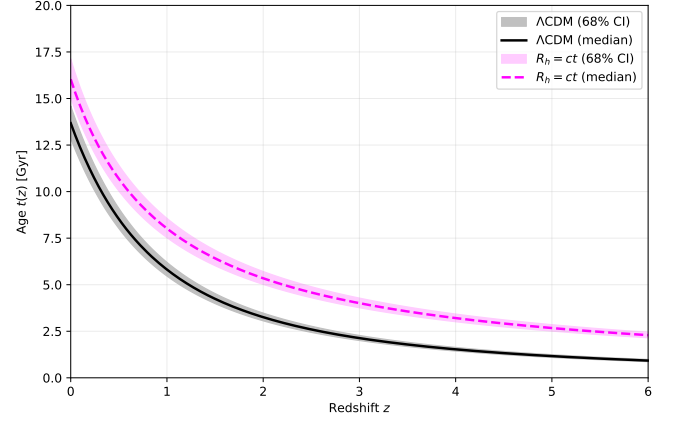


FIG. 3: Age-Redshift comparison drawn between Λ CDM model and $R_h = ct$ model with 68% confidence level.

In the present analysis, the age is not computed from fixed best-fit parameters. Instead, we propagate the full posterior distributions obtained through the MCMC analysis of the aforementioned datasets. Each MCMC sample i corresponds to a distinct parameter set $(H_0^{(i)}, \Omega_m^{(i)})$ and therefore produces its own realization of the age curve,

$$t^{(i)}(z) = \int_z^\infty \frac{dz'}{(1+z')H(z'; H_0^{(i)}, \Omega_m^{(i)})}. \quad (10)$$

This procedure ensures that parameter uncertainties and correlations are fully accounted for, and it reflects the standard methodology used in modern cosmological analyses such as Planck [57], DES [75], and eBOSS [76], where derived quantities are evaluated directly from posterior samples.

In contrast, the $R_h = ct$ cosmology is defined by the linear expansion relation, arising from the global equation-of-state constraint $\rho + 3p = 0$. In this framework, the Hubble function takes the simple form

$$H(z; H_0^{(i)}) = H_0^{(i)}(1+z), \quad (11)$$

which yields the analytical age–redshift relation

$$t^{(i)}(z) = \frac{1}{H_0^{(i)}(1+z)}. \quad (12)$$

The resulting temporal evolution is therefore fundamentally different from that of Λ CDM, as discussed in the original formulation of the model by Melia & Shevchuk [27].

The following section presents the main findings of our analysis.

IV. RESULTS

Fig. 1 shows the MCMC results for both Λ CDM model as well as $R_h = ct$ model in the form of corner plots. This allows one to get a direct visual comparison of the posterior distribution and parameter correlations between the two models. The diagonal panels show the marginalized one-dimensional (1D) posterior distribution for each individual parameter. The off-diagonal panels show the two-dimensional (2D) joint distribution between pairs of parameters. The contours represent the 68% which corresponds to 1σ and 95% which corresponds to 2σ confidence levels.

The mean values with credible intervals of 68% (1σ) are represented in table I for both models. The predicted values of H_0 for Λ CDM model is consistent with the CC measurement reported by Moresco et al., while for the case of $R_h = ct$ model the value is lower than both Planck (≈ 67.4) and local SH0ES (≈ 73.0) measurements. The values of r_d align well with those obtained from Planck estimations. The associated uncertainties in the mean values of H_0 and r_d are relatively large. The relatively large uncertainties arise from the rigorous inclusion of systematic effects in the CC dataset, where the full covariance matrix is taken into account. These uncertainties stem from several sources, including the estimation of stellar metallicities—which can be influenced by residual young stellar populations—variations in star formation histories, assumptions about the initial mass function (IMF), and the specific stellar libraries and population synthesis models adopted in the analysis [54]. In contrast, the estimated values of Ω_{m_0} and Ω_{Λ_0} obtained for the Λ CDM model show excellent consistency with the results reported by the Planck Collaboration, which found $\Omega_{m_0} = 0.309 \pm 0.008$ and $\Omega_{\Lambda_0} = 0.691 \pm 0.008$.

The Bayesian evidence in table I tell the real story regarding both the models. The value of $\ln(BF) = -2.3$ for the case of $R_h = ct$ model tells that the stated model is less favored as compared to the Λ CDM model for data fitting as suggested by Jeffreys' scale. For the $R_h = ct$ model, we obtain a minimum chi-squared value of $\chi^2_{min} = 1629.51$ and a reduced chi-square as $\chi^2_{Red} = 1.008$. These values indicate that the model provides a reasonable fit to the data. In comparison, the Λ CDM model achieves a noticeably lower minimum chi-square value, $\chi^2_{min} = 1574.88$, with $\chi^2_{Red} = 0.975$, implying a stronger agreement with the observations. The model comparison metrics reinforce this conclusion: the Λ CDM model yields $AIC = 1580.88$ and $BIC = 1597.05$, whereas the $R_h = ct$ model gives $AIC = 1633.51$ and $BIC = 1644.29$. The resulting dif-

ferences, $\Delta AIC = 52.63$ and $\Delta BIC = 47.24$, correspond to decisive evidence in favor of the Λ CDM model under standard model-selection criteria ($\Delta > 10$). Overall, while the $R_h = ct$ model can reproduce the data within acceptable statistical limits, the Λ CDM model offers a substantially better fit and remains the preferred cosmological description according to all evaluated criteria.

The top panel of fig. 2 displays the redshift evolution of the Hubble parameter $H(z)$ for both the Λ CDM and $R_h = ct$ cosmological models, together with the observational data from CC dataset. The Λ CDM curve reproduces the observed trend of $H(z)$ remarkably well across the entire redshift range, capturing both the low and high redshift behavior of the expansion rate. In contrast, the $R_h = ct$ model systematically predicts lower values of $H(z)$, especially at intermediate and higher redshifts ($z \gtrsim 1$), indicating that it underestimates the expansion rate of the Universe in these regimes. This deviation is consistent with the lower best-fit value of H_0 obtained for the $R_h = ct$ model ($61.1 \pm 4.1 \text{ kms}^{-1} \text{ Mpc}^{-1}$) compared to the Λ CDM prediction. Overall, the comparison further confirms that the Λ CDM model provides a more accurate description of the observed expansion history, in agreement with the results inferred from the chi-square and information-criterion analyses. The bottom panel of figure 2 displays the redshift evolution of DP $q(z)$ for the Λ CDM and $R_h = ct$ cosmological models. In the case of the Λ CDM model, the Universe undergoes a clear transition from a decelerating phase at early times ($q > 0$) to an accelerating phase at lower redshifts ($q < 0$), with the transition occurring at $z \approx 0.6$. This behavior reflects the well-known shift from matter-dominated to dark-energy-dominated expansion. Conversely, the $R_h = ct$ model predicts a constant value of $q = 0$ throughout cosmic history, a hallmark of linear expansion ($a(t) \propto t$), implying a linear expansion rate with no acceleration or deceleration. This qualitative difference highlights a key limitation of the model: it cannot reproduce the observed late-time acceleration indicated by supernovae and BAO data. The contrasting behaviors in the figure therefore reinforce the statistical results, confirming that the Λ CDM model provides a more realistic description of the Universe's dynamical evolution.

Fig. 3 displays the median age-redshift history for both cosmological models, accompanied by their 68% confidence regions constructed directly from the posterior ensemble. The Λ CDM confidence band is relatively narrow, reflecting its more precisely constrained parameters, whereas the $R_h = ct$ model shows a wider uncertainty envelope at all redshifts, primarily due to the larger posterior spread in $H_0^{R_h=ct}$. For the case of Λ CDM

model, the resulting posterior distribution of the present cosmic age yields $t_0^{\Lambda\text{CDM}} = 13.676^{+0.92}_{-0.81}$ Gyr consistent with CMB-based estimates. The $R_h = ct$ model, owing to its strictly linear expansion and its lower best-fit value for H_0 , predicts a significantly older Universe with $t_0^{R_h=ct} = 16.035^{+1.09}_{-0.98}$ Gyr.

Across the entire redshift range probed, the $R_h = ct$ model predicts substantially older ages than ΛCDM , with the divergence increasing towards higher redshifts. This behavior, visible both in the median curves and their confidence intervals, highlights the markedly different temporal evolution inherent to linear-coasting expansion.

V. CONCLUSION

In this work, we carried out a comprehensive statistical comparison between the linearly coasting $R_h = ct$ cosmology and the standard ΛCDM model using recent observational data from CC, DESI DR2, and Pantheon⁺. Through a full likelihood analysis incorporating minimum chi-square statistics, information criteria, and Bayesian evidence, we find that although both models provide acceptable fits to the data, the ΛCDM framework consistently outperforms $R_h = ct$ across all statistical indicators. This result highlights the strong empirical support for the standard model in describing the expansion history of the Universe.

One of the principal shortcomings of the $R_h = ct$ model is its inability to generate the observed transition from early-time deceleration to late-time acceleration. This limitation is reflected in its best-fit value of Hubble constant ($H_0 = 61.1 \pm 4.1 \text{ km s}^{-1} \text{ Mpc}^{-1}$) and in the mismatch between its predicted $H(z)$ evolution and observational data at intermediate and high redshift. In contrast, ΛCDM naturally accommodates these features through the presence of a cosmological constant, enabling it to reproduce both the magnitude and redshift evolution of the expansion rate with significantly higher fidelity. The cosmic age analysis further reinforces this conclusion. The posterior-derived present

age of the Universe in ΛCDM aligns with constraints from the Planck 2018 CMB analysis [57]. Meanwhile, the $R_h = ct$ model predicts a substantially older Universe, a direct consequence of its lower inferred H_0 . Although this age is inconsistent with CMB-based results, recent JWST observations indicating the existence of massive and evolved galaxies at redshifts $z \gtrsim 10 - 13$ [77] have reignited discussions regarding the timeline of the early structure formation. Additionally analysis of old galaxy population [78] and dynamical age estimates of early-type systems [79] further highlight that the standard chronology may require refinement.

Moreover, the DESI DR2 analysis [56] reports that dynamical dark energy models provide a statistically superior fit to the BAO data compared to the cosmological constant, challenging one of the foundational assumptions of ΛCDM . Together with the persistent Hubble tension and the unknown physical nature of dark matter and dark energy, these results suggest that the standard model—despite its success—may not represent a complete description of cosmic evolution.

The novelty of this work lies in presenting the first joint CC + Pantheon⁺ + DESI DR2 statistical comparison of the $R_h = ct$ and ΛCDM cosmologies using a unified Bayesian framework, including a full posterior-propagated cosmic age analysis and comprehensive model selection through χ^2 , AIC, BIC, and Bayes factors. This integrated approach enables a more robust and transparent assessment of the viability of the $R_h = ct$ model relative to the standard cosmological paradigm.

ACKNOWLEDGMENTS

This work by A. F. S. is partially supported by National Council for Scientific and Technological Development - CNPq project No. 312406/2023-1.

DECLARATION

No new data are used here. The datasets used here are publicly available.

-
- [1] A. G. Riess, A. V. Filippenko, P. Challis, A. Clocchiatti, A. Diercks, P. M. Garnavich, R. L. Gilliland, C. J. Hogan, S. Jha, R. P. Kirshner, *et al.*, The astronomical journal **116**, 1009 (1998).
 - [2] S. Perlmutter, G. Aldering, G. Goldhaber, R. Knop, P. Nugent, P. G. Castro, S. Deustua, S. Fabbro, A. Goobar, D. E. Groom, *et al.*, The Astrophysical Journal **517**, 565 (1999).
 - [3] S. Jha, A. G. Riess, and R. P. Kirshner, The Astrophysical Journal (2007).
 - [4] J. Guy, P. Astier, S. Baumont, D. Hardin, R. Pain, N. Regnault, S. Basa, R. Carlberg, A. Conley, S. Fabbro, *et al.*, Astronomy & Astrophysics **466**, 11 (2007).
 - [5] C. R. Burns, M. Stritzinger, M. Phillips, S. Kattner, S. Persson, B. F. Madore, W. L. Freedman, L. Boldt, A. Campil-

- lay, C. Contreras, *et al.*, *The Astronomical Journal* **141**, 19 (2010).
- [6] J. R. Mould, J. P. Huchra, W. L. Freedman, R. C. Kennicutt Jr, L. Ferrarese, H. C. Ford, B. K. Gibson, J. A. Graham, S. M. Hughes, G. D. Illingworth, *et al.*, *The Astrophysical Journal* **529**, 786 (2000).
- [7] D. N. Spergel, L. Verde, H. V. Peiris, E. Komatsu, M. Nolta, C. L. Bennett, M. Halpern, G. Hinshaw, N. Jarosik, A. Kogut, *et al.*, *The Astrophysical Journal Supplement Series* **148**, 175 (2003).
- [8] N. Jarosik, C. Bennett, J. Dunkley, B. Gold, M. Greason, M. Halpern, R. Hill, G. Hinshaw, A. Kogut, E. Komatsu, *et al.*, *The Astrophysical Journal Supplement Series* **192**, 14 (2011).
- [9] W. M. Wood-Vasey, G. Miknaitis, C. Stubbs, S. Jha, A. Riess, P. M. Garnavich, R. P. Kirshner, C. Aguilera, A. C. Becker, J. Blackman, *et al.*, *The Astrophysical Journal* **666**, 694 (2007).
- [10] M. S. Turner and D. Huterer, *Journal of the Physical Society of Japan* **76**, 111015 (2007).
- [11] P. de Bernardis, P. A. Ade, J. J. Bock, J. Bond, J. Borrill, A. Boscaleri, K. Coble, B. Crill, G. De Gasperis, P. Farese, *et al.*, *Nature* **404**, 955 (2000).
- [12] S. Hanany, P. Ade, A. Balbi, J. Bock, J. Borrill, A. Boscaleri, P. De Bernardis, P. Ferreira, V. Hristov, A. Jaffe, *et al.*, *The Astrophysical Journal* **545**, L5 (2000).
- [13] C. B. Netterfield, M. Devlin, N. Jarosik, L. Page, and E. J. Wollack, *The Astrophysical Journal* **474**, 47 (1997).
- [14] I. Zlatev, L. Wang, and P. J. Steinhardt, *Physical Review Letters* **82**, 896 (1999).
- [15] P. Brax and J. Martin, *Physical Review D* **61**, 103502 (2000).
- [16] T. Barreiro, E. J. Copeland, and N. a. Nunes, *Physical Review D* **61**, 127301 (2000).
- [17] C. Armendariz-Picon, T. Damour, and V. Mukhanov, *Physics Letters B* **458**, 209 (1999).
- [18] C. Armendariz-Picon, V. Mukhanov, and P. J. Steinhardt, *Physical Review Letters* **85**, 4438 (2000).
- [19] T. Chiba, T. Okabe, and M. Yamaguchi, *Physical Review D* **62**, 023511 (2000).
- [20] R. R. Caldwell, *Physics Letters B* **545**, 23 (2002).
- [21] V. Gorini, A. Kamenshchik, and U. Moschella, *Physical Review D* **67**, 063509 (2003).
- [22] S. Capozziello, *International Journal of Modern Physics D* **11**, 483 (2002).
- [23] G. Dvali, G. Gabadadze, and M. Porrati, *Physics Letters B* **485**, 208 (2000).
- [24] E. A. Milne, *Relativity, Gravitation and World-Structure*, 1st ed. (Clarendon Press, Oxford, UK, 1935) pp. viii + 365.
- [25] R. G. Vishwakarma, *Research in Astronomy and Astrophysics* **13**, 1409 (2013), arXiv:1206.5789.
- [26] R. G. Vishwakarma, *Universe* **2**, 11 (2016).
- [27] F. Melia and A. S. H. Shevchuk, *Monthly Notices of the Royal Astronomical Society* **419**, 2579 (2012), arXiv:1109.5189 [astro-ph.CO].
- [28] F. Melia, arXiv preprint arXiv:1205.2713 (2012).
- [29] F. Melia and R. S. Maier, *Monthly Notices of the Royal Astronomical Society* **432**, 2669 (2013), arXiv:1304.1802 [astro-ph.CO].
- [30] F. Melia and M. K. Yennapureddy, *Journal of Cosmology and Astroparticle Physics* **2018** (02), 034, arXiv:1802.02255 [astro-ph.CO].
- [31] H.-Y. Wan, S.-L. Cao, F. Melia, and T.-J. Zhang, *Physics of the Dark Universe* **26**, 100405 (2019), arXiv:1910.14024 [astro-ph.CO].
- [32] F. Melia, *Monthly Notices of the Royal Astronomical Society* **489**, 517 (2019), arXiv:1907.13127 [astro-ph.CO].
- [33] F. Melia, *Proceedings of the Royal Society of London A: Mathematical, Physical and Engineering Sciences* **472**, 20150765 (2016), arXiv:1601.04649 [astro-ph.CO].
- [34] F. Melia, J. J. Wei, R. S. Maier, and X. F. Wu, *EPL (Europhysics Letters)* **123**, 59002 (2018), arXiv:1809.05094 [astro-ph.CO].
- [35] K. Leaf and F. Melia, *Monthly Notices of the Royal Astronomical Society* **478**, 5104 (2018), arXiv:1805.08640 [astro-ph.CO].
- [36] F. Melia, J.-J. Wei, and X.-F. Wu, *Monthly Notices of the Royal Astronomical Society* **519**, 2528 (2023), arXiv:2212.06113 [astro-ph.CO].
- [37] J.-J. Wei and F. Melia, *The Astrophysical Journal* **955**, 101 (2023).
- [38] F. Melia, *Astronomische Nachrichten*, e20240144 (2025).
- [39] F. Melia, *European Physical Journal C* **84**, 1279 (2024), arXiv:2412.02706 [gr-qc].
- [40] M. Bilicki and M. Seikel, *Monthly Notices of the Royal Astronomical Society* **425**, 1664 (2012), arXiv:1206.5130 [astro-ph.CO].
- [41] G. F. Lewis, L. A. Barnes, and R. Kaushik, *Monthly Notices of the Royal Astronomical Society* **460**, 291 (2016), arXiv:1604.07460 [astro-ph.CO].
- [42] B. S. Haridasu, V. V. Luković, R. D'Agostino, and N. Vittorio, *Astronomy & Astrophysics* **600**, L1 (2017), arXiv:1702.08244 [astro-ph.CO].
- [43] H.-N. Lin, X. Li, and Y. Sang, *Chinese Physics C* **42**, 095101 (2018), arXiv:1711.05025 [astro-ph.CO].
- [44] J. Hu and F. Y. Wang, *Monthly Notices of the Royal Astronomical Society* **477**, 5064 (2018), arXiv:1804.06606 [astro-ph.CO].
- [45] Z. L. Tu, J. Hu, and F. Y. Wang, *Monthly Notices of the Royal Astronomical Society* **484**, 4337 (2019), arXiv:1901.09144 [astro-ph.CO].
- [46] H. Fujii, *Research Notes of the American Astronomical Society* **4**, 72 (2020).
- [47] H. Singirikonda and S. Desai, *European Physical Journal C* **80**, 694 (2020), arXiv:2003.00494 [astro-ph.CO].
- [48] J. S. Speagle, *Monthly Notices of the Royal Astronomical Society* **493**, 3132 (2020).
- [49] A. Lewis, arXiv preprint arXiv:1910.13970 (2019).
- [50] M. Moresco, L. Verde, L. Pozzetti, R. Jimenez, and A. Cimatti, *Journal of Cosmology and Astroparticle Physics* **2012** (07), 053.
- [51] M. Moresco, *Monthly Notices of the Royal Astronomical Society: Letters* **450**, L16 (2015).
- [52] M. Moresco, L. Pozzetti, A. Cimatti, R. Jimenez, C. Maraston, L. Verde, D. Thomas, A. Citro, R. Tojeiro, and

- D. Wilkinson, *Journal of Cosmology and Astroparticle Physics* **2016** (05), 014.
- [53] R. Jimenez and A. Loeb, *The Astrophysical Journal* **573**, 37 (2002).
- [54] M. Moresco, R. Jimenez, L. Verde, L. Pozzetti, A. Cimatti, and A. Citro, *The Astrophysical Journal* **868**, 84 (2018).
- [55] M. Moresco, R. Jimenez, L. Verde, A. Cimatti, and L. Pozzetti, *The Astrophysical Journal* **898**, 82 (2020).
- [56] M. A. Karim, J. Aguilar, S. Ahlen, S. Alam, L. Allen, C. Allende Prieto, O. Alves, A. Anand, U. Andrade, E. Armengaud, *et al.*, *arXiv e-prints*, *arXiv* (2025).
- [57] P. Collaboration, N. Aghanim, Y. Akrami, M. Ashdown, J. Aumont, C. Baccigalupi, M. Ballardini, A. Banday, R. Barreiro, N. Bartolo, *et al.*, *Astronomy & Astrophysics* (2020).
- [58] L. Pogosian, G.-B. Zhao, and K. Jedamzik, *The Astrophysical Journal Letters* **904**, L17 (2020).
- [59] L. Pogosian, G.-B. Zhao, and K. Jedamzik, *arXiv preprint arXiv:2405.20306* (2024).
- [60] K. Jedamzik, L. Pogosian, and G.-B. Zhao, *Communications Physics* **4**, 123 (2021).
- [61] W. Lin, X. Chen, and K. J. Mack, *arXiv preprint arXiv:2102.05701* (2021).
- [62] S. Vagnozzi, *Universe* **9**, 393 (2023).
- [63] D. Scolnic, D. Brout, A. Carr, A. G. Riess, T. M. Davis, A. Dwomoh, D. O. Jones, N. Ali, P. Charvu, R. Chen, *et al.*, *The Astrophysical Journal* **938**, 113 (2022).
- [64] A. Conley *et al.*, *The Astrophysical Journal Supplement* (2011).
- [65] H. Jeffreys, *The theory of probability* (OUP Oxford, 1998).
- [66] R. Andrae, T. Schulze-Hartung, and P. Melchior, *arXiv preprint arXiv:1012.3754* (2010).
- [67] M. Visser, *Classical and Quantum Gravity* **21**, 2603 (2004).
- [68] C. Cattoën and M. Visser, *Physical Review D—Particles, Fields, Gravitation, and Cosmology* **78**, 063501 (2008).
- [69] S. Capozziello and L. Izzo, *Astronomy & Astrophysics* **490**, 31 (2008).
- [70] A. Aviles, C. Gruber, O. Luongo, and H. Quevedo, *Physical Review D—Particles, Fields, Gravitation, and Cosmology* **86**, 123516 (2012).
- [71] S. Capozziello, R. D’Agostino, and O. Luongo, *Monthly Notices of the Royal Astronomical Society* **476**, 3924 (2018).
- [72] S. Capozziello, R. D’Agostino, and O. Luongo, *International Journal of Modern Physics D* **28**, 1930016 (2019).
- [73] P. J. E. Peebles, *Principles of physical cosmology* (Princeton university press, 2020).
- [74] D. W. Hogg, *arXiv preprint astro-ph/9905116* (1999).
- [75] T. M. Abbott, M. Agüena, A. Alarcon, S. Allam, O. Alves, A. Amon, F. Andrade-Oliveira, J. Annis, S. Avila, D. Bacon, *et al.*, *Physical Review D* **105**, 023520 (2022).
- [76] S. Alam, M. Aubert, S. Avila, C. Balland, J. E. Bautista, M. A. Bershad, D. Bizyaev, M. R. Blanton, A. S. Bolton, J. Bovy, *et al.*, *Physical Review D* **103**, 083533 (2021).
- [77] I. Labbé, P. van Dokkum, E. Nelson, R. Bezanson, K. A. Suess, J. Leja, G. Brammer, K. Whitaker, E. Mathews, M. Stefanon, *et al.*, *Nature* **616**, 266 (2023).
- [78] C. J. Conselice, N. Adams, T. Harvey, D. Austin, L. Ferreira, K. Ormerod, Q. Duan, J. Trussler, Q. Li, I. Juodžbalis, *et al.*, *The Astrophysical Journal* **983**, 30 (2025).
- [79] M. Cappellari, *Annual review of astronomy and astrophysics* **54**, 597 (2016).