

$\gamma(3, 4)$ ‘Attention’ in Cognitive Agents

Ontology-Free Knowledge Representations
With Promise Theoretic Semantics.

Mark Burgess*

Chitek-i AS, Oslo

December 23, 2025

Abstract

The semantics and dynamics of ‘attention’ are closely related to promise theoretic notions developed for autonomous agents and can thus easily be written down in promise framework. In this way one may establish a bridge between vectorized Machine Learning and Knowledge Graph representations without relying on language models implicitly. Our expectations for knowledge presume a degree of statistical stability, i.e. average invariance under repeated observation, or ‘trust’ in the data. Both learning networks and knowledge graph representations can meaningfully coexist to preserve different aspects of data. While vectorized data are useful for probabilistic estimation, graphs preserve the intentionality of the source even under data fractionation. Using a Semantic Spacetime $\gamma(3, 4)$ graph, one avoids complex ontologies in favour of classification of features by their roles in semantic processes. The latter favours an approach to reasoning under conditions of uncertainty. Appropriate attention to causal boundary conditions may lead to orders of magnitude compression of data required for such context determination, as required in the contexts of autonomous robotics, defence deployments, and ad hoc emergency services.

1 Introduction

The concept of ‘attention’ has come to be associated with the Transformer Architectures in Deep Learning, as championed by Vaswani et al in [1–3], thanks to the successes of Large Language Models [4]—though the concept dates back to the 1990s. In the context of knowledge retrieval, attention refers to the selective sampling of key-value pairs, through a channel enriched with semantic annotations called ‘features’. The goal is to classify and rank pairs, matching some selection criteria, by measuring their contextual relevance based on some statistical procedure.

Since the 1990s, attention mechanisms have been used for realtime context adaptation in agents. For example, the cognitive maintenance agent family known as CFEngine [5, 6]) employs a closely related lightweight attention method, for the select the appropriate goals in different environmental contexts.

The purpose of this note is to construct a technology-agnostic description of attention, using Promise Theory, in order to bridge the conceptual gaps between ‘big data’ batch machine learning systems and more focused cognitive agents. In many ways, the attention matching concept can be viewed as an implementation of promise theoretic channel bindings, so the language is easily suited as a generalization

*Formerly Professor of Network and System Administration, Oslo University College

of technology specific vector methods. One may show how to compare and even integrate vectorized learning models with the ontology-free $\gamma(3, 4)$ representation of knowledge semantic graphs, described in [7]. Together, these representations might be combined for more intentional and accurate reasoning capabilities.

The outline of the papers is as follows. I recap some of the main concepts of attention, especially in the language of batch machine learning, with feature vectors. These concepts are then rewritten in promise theoretic notation, which emphasizes inhomogeneous data and graphical representation. The semantics of space and time are then introduced via the $\gamma(3, 4)$ representation for graphs and we remark on how this is suited for specialized cognition in more scalable approaches particularly to autonomous agents.

2 Elements of attention

Consider the observation of some process (both semantics and dynamics) by an observer agent, which performs selective sampling from its environment (figure 1). The ‘data’ are collected the observational process, and the observer may be called an ‘agent’, which is simply the embodiment of the localized process [8]. The semantics of the environment can be understood in terms of a spacetime model, organized as bundles around fibres of causal development [9].

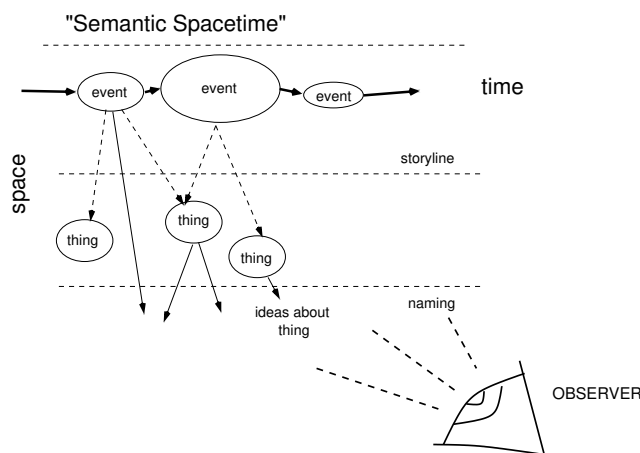


Figure 1: Semantic Spacetime: an observational process collecting data from a causal semantic process has a ‘knowledge graph’ that maps the process as a sequence of annotated events, forming a fibre bundle topology. We would like to retain this information.

Localization of the process serves to calibrate both the values and the meanings of the data received from different external sources at a single point of definition. This is the key to achieving consistent semantics, but is also a warning about the intersubjectivity of any sampling set [10]. The end result of sampling a process is something like a collection of ‘facts’ about the world, which we wish to record for future reference. However, we may harbour the prejudice that something we call a ‘fact’ needs to be ‘objectively true’ in some sense. The latter is unfortunately unknowable by any finite process, because the data come from divergent causal origins that are not arguably comparable. Moreover, habituation by repetition is not obviously distinguishable from truth. One builds up information by repeated sampling and only later do we validate it with the assimilation of counter-factual challenges over time [11, 12]. So, instead we shall refer to such these proto-facts interpreted from data simply as ‘knowables’ (i.e. things

that can be known by an agent, whose truth remains to be determined), in order to acknowledge their status as more than data, but perhaps less than fact.

Ultimately, knowledge only refers to something that’s actually ‘known’, i.e. normalized by repeated experience. It expresses our familiarity with concepts, which we summarize as the concept of ‘trust’. Trust has both potential and kinetic components [13]. The kinetic component, which we might call ‘attentiveness’ is associated with how much effort is invested into the selection and sampling of a body of information. Attention is thus related (dynamically and semantically) to this kinetic trust. In turn, the accuracy of observations is related to the Nyquist sampling rate for the information channel [14]. In contemporary ‘big data’ learning, the body of data is typically a huge set of pre-collected data for bulk processing. In the realtime cognitive agent case, data sets would be received more gradually as time-series [15] through some sensory interaction, for immediate response. It’s easy for the assumptions and semantics behind these processes to be lost in our eagerness to reach an answer. Put simply, there is a deep connection between assessment of data, attentiveness (dynamic and semantic) and human trust, which has been explored and successfully modelled in work with Dunbar [13, 16, 17].

The contemporary term ‘attention’ will, for many readers, have come to their own attention thanks to reference [1], which addressed a method for bulk computation across the very large data sets used to train Artificial Neural Networks (ANN). For agents at the edge of the network, such as CFEngine and systems associated with controlled swarms (such as robots, drones, smart buildings, and environments with sensory systems and so on), such methods would be overkill, and one turns to leaner, more energy-efficient approaches to learning using causal boundary conditions to reduce the data requirements for learning. This points us to distributed systems and agent autonomy.

In a method dominated by statistical analysis, which washes away specific contexts, the question of the *intentionality* behind a process we observe remains critically important for modelling meanings [18, 19]. In general, when we observe some scenario, there are *intentional* themes and *ambient* information that helps to contextualize the main storyline. The deconstruction of any scenario into intentional traces and ambient traces is, in fact, a method that can be applied with the help of knowledge graphs. Both of these may be ultimately important as keys for memorization. $\gamma(3, 4)$ is useful because it expressed this intentionality.

In computer science, one most commonly reverts to tropes like Control Theory, which formalizes ‘deterministic correction as an axiom’ to model system behaviour as the inevitable outcome of brute force. Promise Theory refers to this as ‘imposition’; it is known to be generally ineffective in practice and somewhat dubious as a concept, except in highly bounded circumstances. Physics teaches us that control is a convenient fiction, at very large scales and under conditions of sufficient stability. Thus, while one might be able to get away with ignoring causal intentionality, on some level, for very large scale computations, with dynamic stability, this will not do for smaller agents which are common to agents at the interface to their environments. The development of Promise Theory may be understood as the effort to incorporate these issues into a simple skeletal framework for agent interactions.

3 Knowledge representation and semantics

There are three common forms of data representation for knowables: the *database* or *associative key-value store*, *semantic knowledge graphs*, and *neural networks*, including contextualized *language models*. Each of these maps key-value pairs in some sense. In each case, an element of the representation may choose to represent a small fragment of information or a bulk object, like a long text, an image, etc, and equip it with a searchable key. The essence of a transformer is to define, determine, and enrich keys to enable the selection of the most appropriate values sought by some attending process.

Of these three, knowledge graphs stand out as being substantially different from the others, because they are generally inhomogeneous (ad hoc and open ended in data attributes) and maybe used to model

all kinds of processes, step by step. Steps may be spatial, temporal, or conceptual (see figure 1). A major difference between databases and neural network models is that databases preserve original data, whereas the network learning fractionates data into vectorized attributes, diluting the original structure sometimes beyond recognition. Encodings can preserve certain aspects of order, but the workarounds chop up and splice elements rather than preserving original content.

3.1 Feature-attribute spanning sets

Stored information may be enriched with annotations, discovered over time, which help to clarify its semantics. This includes information about the approximate coarse-grained context in which it was sampled. A set of ‘features’ or semantic attributes, for each datum, gives it a form of multi-dimensionality in a conceptual ‘space’ of ideas. If such annotations are homogeneous for all data points, one can form a rectangular matrix of $data \times annotations$ (usually denoted X), so that the annotations become simply part of the data in a regular schema. In other cases, annotations may be highly inhomogeneous, in which case a graph representation is more favourable since this makes no assumptions about the completeness or homogeneity of data.

In either case, semantically rich processes have the structure of a spine of causally-related central events, enriched by orbiting annotations of each event in the form of attributes orthogonal to the central node (like a topological fibre bundle), though certain attributes may orbit more than one centre in a graph, which tells us that a vector representation isn’t semantically appropriate (see figure 2).

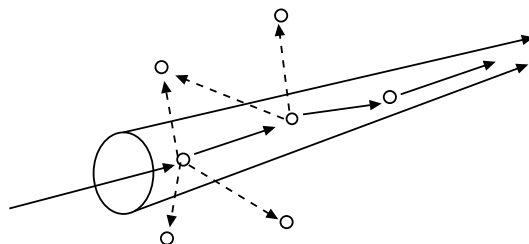


Figure 2: Cognitive data have the structure of a semantic spacetime, with attributes orbiting around the events joined into finite length causal spines. These paths generally terminate due to contextual semantics of real world processes, whereas raw data may continue as an endless timeseries.

One often speaks of dimensions in a geometrical way (not just a set theoretic way), by imagining a picture of data in a D dimensional vector space. This inference of a geometry is speculative and rooted in cultural norms, though it has led to some interesting applications [20]. Each dimension represents a linearly independent attribute. For instance, in human vision, one can invent an approximately accurate 3 dimensional space for colours spanned by red, green, and blue light intensities (at least for those who are not colour blind). Given a spanning set (basis) of primitive sets $\phi_d = (R, G, B)$, for $d = 1, 2, \dots, D$, we can think of these as basis vectors or sets as we please.

Geometry is always an intuitive choice, but it also overestimates the amount of freedom available to feature classification. Thinking about colours, once again, there is no infinite resolution in the blending of colours accessible to any human or non-human eye. The finite number of bodily cells and finite signalling capabilities will always project the distinguishable values into a finite set.

For different representations, basis functions ϕ_d may take the form of data types, vectors in a vector space, matrices or other matroid basis, graphs (products of nodes and links), general sets, and so on. They correspond to a set of independent sensory inputs, which may or may not overlap in their detection capabilities. Each representation is suited to certain operational uses, with varying degrees of convenience.

Using Promise Theory, we'll see below how all these can be represented as autonomous agents, with simple set theoretic languages, that voluntarily forego part of their autonomy when interacting with other agents, thus yielding a single methodology for all representations.

3.2 The promise theoretic interpretation

Promise Theory was introduced in order to deal with the failures of logical type reasoning in computer science [8, 21]. It was derived originally from extensive practical experiences in the use of the CFEngine family of agents [5], which have been widely deployed to manage datacentres around the world since the mid 1990s. In particular, it incorporates the concepts of autonomous behaviour, with commination over a partially reliable information channel from Shannon's Theory Of Communication [14, 22], and extends it with semantics for a more complete picture of informatic behaviour. General results for Promise Theory apply to any computational mechanism, thus it unifies across implementations and exposes potential flaws and uncertainties in models. It forms a lingua franca for analyzing intentional agents and their causal processes.

CFEngine, as a system of autonomous software agents, introduced mechanisms for quickly attending to sensory signals and classifying decision making trajectories from a mixture of data from its environment and the system's state of repair. This is the same approach used in large token models today, except for being at much smaller data dimensionality, which implies lower statistical certainty and thus the need for alternative approaches to achieving stability.

Promise Theory describes all phenomena in terms of causally independent, or autonomous entities which it also calls agents. An 'agent', in the sense of Promise Theory, is therefore any active location with its own resources and independent causality. Agents are separable process elements, which stand alone and keep promises as a service to other agents. This is general enough to include more general definitions of agents, such as software processes and robotic machinery.

By making promises to each other, promise theoretic agents select a causal direction, and may therefore be said to 'intend' to forego part of their autonomy and signal their *intent* to behave in a predictable way. Intentionality thus forms a significant element in promise representations. Agents thus assume the roles of promiser and promisee. Further, they may be composed to form superagents, or decomposed to identify subagents, should their interior details become observable. In general agents are 'black boxes' which signal their intentions as formalized 'promises'. Thus, as a kind of universal language of intent, promises and agents may be used to model any scenario: real or virtual.

Since promises describes a network of relationships between agents, they lead to an immediate graph representation for both physical and virtual processes. The relationship between promises and knowledge graph representations was described in [9]. The promise graph contains more information than a basic graph $\Gamma(N, L)$ of nodes N and links L . Below, we'll explain how to unify a promise graph with probabilistic selection of attributes used in vector machine learning (as used in Large Language Models [3, 23]). This is important, because graphs are more obviously deterministic in retaining causal relationships, and thus simplify the encoding of intentional information lost by fractionation in vectorized models.

A known obstacle to using graphs for knowledge representations is the reliance on ad hoc ontologies to inject missing structure, in traditional modelling approaches based on types. The Semantic Spacetime model overcomes this problem, however, by replacing rigid logical typing with causal discrimination and collective coarse graining.

Following the conventions of Promise Theory [8], every active and passive element in a system is considered an agent generically labelled A_i , for $i = 1, 2, \dots$. The agents' attributes and promises are to be specified. Each agent has some interior resources, which are unobservable to other outside agents, and acts autonomously. Agents are typically inhomogeneous both through their interior capabilities, and in virtue of the promises they advertise outwardly. A promise is a signal of an agent's intent. Agents can only make promises about their own behaviour, as is the meaning of autonomy.

A network of promises thus represents a directed multi-typed graph. Any graph structure can always be represented by atomic triplets of the form (N_S, L, N_R) , where N_S and N_R are graph nodes (also called vertices), and L is a (directed) link (also called an edge) pointing from N_S to N_R . A graph is a collection of many such directed triplets, and a promise representation of the graph makes every node into an agent, and every link the result of two promises:

$$\begin{aligned} \pi_S : S &\xrightarrow{+b_S} R \\ \pi_R : R &\xrightarrow{-b_R} S, \end{aligned} \tag{1}$$

where b_S is the body of the intended offer by S ($+$ implies an offer) and b_R is the body of the intent to receive ($-$ implies acceptance) by R .

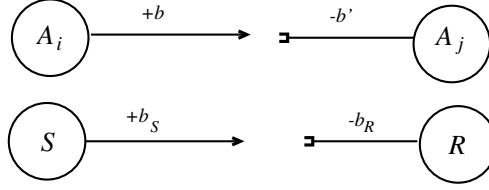


Figure 3: A schematic promise graph notation for equations (1). Note that two promises are required to make a single conventional graph-theoretic link.

Notice that the autonomy of agents S and R means that both agents need to keep a promise in order for there to be communicated information. The intended information travels in one direction, from S to R , although the prior signalling of intent involves a handshake in both directions. The extent of what is communicated is bounded by $b_S \cap b_R$, where b_S and b_R are set valued. This overlap forms the basis of both the type semantics τ , intended context χ , and numerical ‘weight’ (e.g. probability, potential, trust, etc) of a traditional graph link: $L(\tau, \chi, w)$.

Lastly, because each agent is an autonomous dynamic process, with potentially interactions in-between, each agent also samples signals and data from other agents itself. The sampling process involves measurement, and thus each agent must be considered to possess a function which acts as an ‘assessment’ capability to determine whether another agent’s promise has been kept or not. The assessment is autonomous, so one can’t assume that data will be captured and passed on with fidelity and accuracy. The ability of an agent to interpret promised data depends on its own sampling rate relative to the rate of change of the promised information, as well as the resolution, and is written $\alpha_A(\pi)$. The ability and ‘willingness’ or *intent* to pass on the information accurately is a separate issue.

Our goal now is to apply these limitations to data and machine learning.

3.3 Chain rule for propagation of promised information in learning optimization

In machine learning networks, like ANN, potentially large numbers of agents collaborate in the representing a data pipeline whose overall promise is to rank or classify the inputs according to a policy. Agents make promises one-by-one, but the movement of information through a network of agents is called virtual motion of the third kind [24], and is subject to potential distortions as a consequence of the Intermediate Agent law [8]. In machine learning parlance, this is modelled implicitly by computational transformations, which are treated as exact deterministic relations. That which is sent by one layer of a neural network is that which is received by the next, without question. The process may therefore be represented as algebraic matrix multiplication [3, 23].

Promise theoretically, we refer to a source agent S as being ‘upstream’ and a receiving agent R as being ‘downstream’ of a flow of information. An intermediate agent I can make a conditional promise to relay information x from S to R , which makes its relayed information dependent on what it receives.

$$S \xrightarrow{+x_S} I \xrightarrow{x_I|x_S} R \quad (2)$$

and

$$I \xrightarrow{-x_S} S \quad (3)$$

$$R \xrightarrow{-x_I} I \quad (4)$$

Moreover, it will only relay the information if it assesses that the promise from upstream was kept, i.e. that it has received information it judges (autonomously) to be intentionally sent from S . If one defines a promise matrix over all agents A_i, A_j , each of which may be in the role S or R for different promises [24, 25], by the Hadamard product:

$$\Pi_{ij}^{(\pm)} = \Pi_{ij}^{(+)}(A_i) \Pi_{ij}^{(-)}(A_j), \quad (5)$$

we can separate the contributions to this serial dependency agent by agent.

Let’s identify notational representations and assumptions. In a neural network (ANN) representation, the nodes s_i are agents in a network, arranged in layers ℓ with results written conventionally:

$$\vec{y}^{(\ell)} = \vec{s}^{(\ell)} \quad (6)$$

This layer promises to forward information to the next layer:

$$\vec{y}^{(1)} = \vec{f} \left(\sum_i w_i^{(1)} s_i^{(0)} + r^{(1)} \right), \quad (7)$$

$$\vec{y}^{(2)} = \vec{f} \left(\sum_j w_j^{(2)} f_j \left(\sum_i w_i^{(1)} s_i^{(0)} + r^{(1)} \right) + r_j^{(2)} \right), \quad (8)$$

$$(9)$$

and so on, iteratively, where $f()$ is the ‘neural’ activation function, which is conventionally assumed to be homogeneous throughout the network. The autonomous contributions r_i can be absorbed into the definition of the $f_i()$, This forms a piecewise synthesis of the function envelope. The key structural feature is that each layer builds on the linear aggregation of upstream values $\sum_i w_i s_i$ arriving in the pipeline, and that non-linearity is built by recursively activating function $f()$ to perform envelope shaping.

When using this in ANN optimization, it’s conventional to use a self-attention continuum embedding by replacing source values s_i with a ‘softmax’ surrogate value, where

$$\text{softmax}(w_i) = \frac{e^{\beta w_i}}{\sum_i e^{\beta w_i}} \leq 1. \quad (10)$$

This policy operation tends to enhance the maximal values, sharpening or reducing the Shannon entropy of the distribution. However, it’s expensive to compute, since normalizations are needed for values over each layer, this requires having every agent send its value to be summed at a single point of calibration. One could introduce a single agent per layer, but the obvious recipients would be the agents of the next

downstream layer, each of which must then independently compute the sum. This is an expensive inefficiency whose accuracy has unclear implications for the results. The embedding aspect of this could be maintained with an inverted minimization:

$$\frac{e^{\beta w_i}}{\sum_i e^{\beta w_i}} \rightarrow (1 - e^{-\beta w_i}) \leq 1, \quad (11)$$

which requires normalization but does not result in equal sharpness (since it is now inverted maximum rather than entropy). However, since the policy is ad hoc, adjusting the argument of the exponential to find a satisfactory alternative could be assessed. One advantage of this approach is that realtime updates can be admitted without massive recomputation, by forming convex updates Δw with some policy $c < 1$:

$$w_{t+1} = c w_t + (c - 1) \Delta w. \quad (12)$$

This leads to a geometric series in c which forgets older values in a predictable manner—a feature which is highly suitable for realtime agents like robots.

Written as a calculation like this, there is no question about timing or reliability of the channel. It is simply a time-honoured matrix computation. A master process governs the coordination. We now wish to treat these as being part of a noisy channel by writing the above in promise notation, which embodies that assumptions of causal independence and Shannon information. In promise form, this looks something like the following [24, 25]:

$$\prod_i \left(\Pi_{si}^{(\pm)} \Pi_{ir}^{(\pm)} \right) \quad (13)$$

and the transmission bandwidth $b_{ij} = b_i \cap b_j$ can be supplemented with the assessment function $\alpha_i(\pi)$ for each agent A_i and promise channel $\pi^{(+)}\pi^{(-)}$. The assessment function plays a complementary role to that of the activation function in an ANN array. The activation function belongs in the conditional chaining:

$$A_\ell \xrightarrow{+f(b)|b} A_{\ell+1}, \quad (14)$$

for appropriately promised function $f()$. Thus, combining everything, we have:

$$Y = \alpha_R \left(\prod_i \left(\Pi_{si}^{(\pm)} \Pi_{ir}^{(\pm)} \right) \right). \quad (15)$$

3.4 Semantics as boundary conditions over time and space

One of the weaknesses of brute force machine learning, lies in trying to handle everything by a single batch method fed to a variety of downstream neural network models. Causal information is stronger upstream. Statistical knowledge relies on increasing certainty through bulk repeated sampling. For lean cognitive agents, repeated sampling is a pseudo-continuous process. If the source signal is invariant (constant), then repetition quickly eliminates value uncertainties associated with downstream measurement (by the Nyquist law [14]). If the signal is varying at some rate R , then the repetition at a rate $\geq 2R$ is required for capturing a representative pattern. In the ideal case, patterns will repeat over epicycles so that we must align samples into corresponding measurements (see figure 7).

Learning may be either supervised (pre-labelled) or unsupervised (unlabelled), or a compromise between the two which involves guiding collection by sampling within the bounds of an assumed pattern. A simple example of this is the way in which traffic patterns (real and virtual) are driven by the sociology of the human working week. Traffic volumes on services: for instance, traffic typically peaks on Monday or

Tuesday, then tails off towards Friday, and is lower on Saturday and Sunday. This pattern repeated reliably over the week, because the weekly period is the strongest pattern. There is also a pattern of variation over the course of a day, but—because there are much larger differences between the values sampled across different days, including timezone variations—a daily model has much higher variance than a weekly model. In physics, one might call the statistical variation a non-equilibrium process [26]. An initially non-Gaussian process may be transformed into an approximately Gaussian one by reparameterizing the data.

There is a local equilibrium on a timescale of hours, over which one can estimate a meaningful average behaviour, subject to some noise. If one divides the local mean by the local standard deviation (scale of noise), the result follows a predictable (indeed calculable) pattern. This is how data can be fitted to a calculated model. A simple intentional parameterization of time as an offset to a periodic process (clock arithmetic) in order to respect the known boundary conditions, reveals this pattern quickly, but a search using linear statistics would be more spurious (see appendix).

$$t = nP + \tau \tag{16}$$

This underlines the difference between knowledge representation and statistical analysis: in representation one is encoding knowledge intentionally, not fishing in a barrel of data. Thus, the role of intent is not to be despised. It is a surrogate for learning supervision.

In a similar way, the Transformer Model [3] takes carefully extracted feature annotations and attempts to scale away dynamic variation to give a fair prediction. Over any timescale, we can rescale by an activity level, or normalize a sample size, by an ‘energy of attention’ to normalize it as a dimensionless variable.

The key point is that uncalibrated data are generally meaningless. Meaning is calibrated by working with dimensionless variables, relative to scales that represent variational features of the phenomenon one is trying to learn. Promise Theory further relates this sampling process to the agent’s own cognitive experience, and one can define its ‘kinetic trust’ based on its allocation of resources to sampling a source. Potential trust is gauged by the assessment of whether the source keeps its promise or not [13, 17]. The promise model shows us how to build a notion of trust and trustworthiness purely from the axioms of autonomous behaviour.

Certain patterns can be identified more cleanly than others. By minimizing the variability around the intended target, as a fixed point of the dynamic map [27], one regulates the strongest pattern and identifies this with the intent of the agent. In the absence of an intended target, one has only the spurious mean of the data to minimize around [6, 28] to an intended outcome.

4 Transformers and neural network data

In Deep Learning [3], data models are trained by batch processing rather than by continuous cognitive updating. The Transformer Model [3] is a statistical, feature matrix formulation of key-value associations, which point to a context dependent generalization of key-value pairs. In a traditional database, key-value pairs are one-to-one associations; however, in a network of contexts, a search may result in several different answers depending on some control parameters. The control parameters may too many and complex to embed inside a static schema, as in a traditional database—though some such representations do exist for basic text searches.

In more complex scenarios Artificial Neural Networks (ANN) are used to classify keys formed from many parameters, spanned by ϕ_d , in order to compress them into a ‘reduced dimension’ model. This starts from a premise of an open ended associative pattern, which is then refined back to ‘one-to-one’-ness, using a graph theoretic structure to generalize and narrow searches based on likely context.

Using vectors to represent semantics can lead to spurious or illusory identifications based on statistical artefacts. For example, a data object might represent languages, with values: English, French,

Chinese, Spanish, etc, or items mail-ordered from a warehouse: shoes, kettle, tent. There is no vector transformation that can translate or rotate English into French, in spite of some common dependencies; nor is there a relationship between shoes and kettle. There is no location in a meaningful space, which is half way between a shoe and a tent. One can always embed a set into a Euclidean space, but this is a representational faux pas in general to do so.

Attention-based decision scenarios can be modelled as an abstract agent with a query Q , browsing a key-value store. One is trying to find the best (or perhaps merely a good) fit between the intentional query Q and some key K , and to return the associated value V , where all of the triplets (Q, K, V) are sets projected through a single common dependency, which we might call ‘the data’.

- Q , Query representation: a set of (-) promises indicating acceptable responses, expressed as the spanning basis ϕ_d .
- K , Key representation: a set of candidate (+) promises pointing to values, classified by ϕ_d .
- V , Value data: invariant source sample corresponding to $Q \cap K$.

Attention applies twice: first on the original source training data, and then again when attempting to recall, match, or predict outcomes. It therefore forms a semantic bridge between phenomena and knowledge representations.

Example 1 *In batch machine learning, attention is implemented by the transformer matrix architecture [1]. The data are derived by atomizing training sets, and are pre-processed in batch to optimize a statistical matching algorithm. The attention to semantics is something of an afterthought, implemented as a separation into different ‘features’ and ‘heads’, which annotate the data in the form of high dimensional vectors.*

Example 2 *For cognitive agents, attention is implemented by defining ‘smart sensors’, which are optimized to observe and classify particular aspects of the environment, e.g. vision, sound, text, facial recognition, etc. In CFEngine, the agents of the promise graph may be identified as follows: the data source A_S yielding X is the set of host computers, their kernel parameters and filesystems. The context span A_F is a set of ‘hard classes’ based on a study of universal characteristics [29] and the cf-monitord agent, along with an extensible set of ‘soft classes’ from local adaptive environments; these may be denoted χ . The managing agents A_R and A_T are embedded in the cf-agent agent. Finally, the A_Q, A_K transformations of X project one to one as the hard and soft classes, which take values in the range $\{‘true’, ‘unknown’\}$, and the values A_V are selected by cf-agent from a contextual policy set $\{(\pi^+, \chi)\}$.*

Example 3 *In knowledge graphs, attention results in an inhomogeneous encoding. Traditional graphs based in RDF/OWL use query languages and attempt to span features using logical type definitions [30]. In $\gamma(3, 4)$ Semantic Spacetime graphs [31] (as used in [32]), classification of key-value associations is based on both boundary conditions and phenomena, with attributes encoded either by selective discrimination or coarse graining aggregation, based on the naming of relationships. The relationship names play the role of specific types, but these are mainly treated as a projective geometry with only four dimensions. Context χ , classified by the sensory system, is built into links $L(\chi, \phi_d)$.*

A significant different between data ingested for implicit training versus data entered intentionally is the loss of intentionality. When one makes a note of something specific, the purpose of the note is highly intentional and the meaning of the information is highly focused, often in terms of key words that are very close to a spanning set ϕ_d . By contrast, when one reads a book—which is only partly about issues understood by the sampling set—there may be several purposes embedded in the free text and the bulk text mixes several raw concepts together. Although one can always span a text with some set ϕ_d , the

purity of the decomposition depends on how closely the basis aligns with the source data. For this reason, machine learning optimizations often look for eigenvector representations of the input data—however, an eigenvector basis in the training data may be very unlike a spanning set belonging to a user who wants to query the data. Finding a plausible mapping between these spanning sets is the central challenge of attention modelling.

4.1 Attention for homogeneous feature vectors

Let’s recap the discussion in [1, 2] for reference. Data ‘feature vectors’ are D dimensional non-Euclidean sets, in which there are no a priori relations between the components along different dimensions. In practice, the dimensional attributes may not be fully independent, like the different member elements in a database schema or a programming object, and this can induce a kind of partial geometry by linear dependence. This could be considered an artefact of the representation, but it’s largely unavoidable due to the nature of real world processes.

I’ll use the nomenclature ‘interior’ for the D data attributes belonging to each $x^{(n)}$ and ‘exterior’ for the collection of many $x^{(n)}$, since the picture is that each $x^{(n)}$ is wrapped in some kind of conceptual boundary that we’ll later associate with agents in Promise Theory. We might also loosely refer to these as interior and exterior spaces, in a colloquial sense—but, we must be clear that these are not vector spaces.

We start with N sets of homogenous data $\vec{x}^{(n)} = (x_1, x_2, \dots, x_D)$, for some n , which we write as vectors for notational convenience only. This vector is imagined (whimsically) to belong to ‘feature space’. This means that each of the columns x_d are assumed to have identical interpretations or ‘data semantics’.

If one has N such sets of data, all with the uniform interior dimension D , they can be arranged into a non-square matrix X , whose rows are data items and whose columns are the features for each ϕ_d . In general, the data will not be numerical, but one can always seek an artificial numerical encoding, albeit with limited semantic interpretability.

$$X = \begin{pmatrix} \vec{x}^{(1)} \\ \vec{x}^{(2)} \\ \vdots \\ \vec{x}^{(N)} \end{pmatrix} = \begin{pmatrix} x_1^{(1)} & x_2^{(1)} & \dots & x^{(1)D} \\ x_1^{(2)} & x_2^{(2)} & \dots & x^{(2)D} \\ \vdots & \vdots & \ddots & \vdots \\ x_1^{(N)} & x_2^{(N)} & \dots & x^{(N)D} \end{pmatrix} \quad (17)$$

This matrix is not a geometrical representation, a priori. It resembles more closely a graph *incidence matrix* in which the features are links. It represents a batch rather than a geometry. Geometry can only be returned to the representation through their original process semantics. This is the goal of the Semantic Spacetime model, developed from Promise Theory. The interpretation of this matrix is thus that of a batch of data rather than a transformation. However, we can consider transformations of this batch.

At this point, we have invented a vector space that didn’t exist in the data themselves. Just as a best-fit line might not actually pass through any real points, it represents a kind of average that we hope represents a reality, because we can’t really be sure the original data represented reality either. The point of data science is to deal with uncertainties and informed speculations: we have left the realm of real things in favour of models.

As a non-square $N \times D$ dimensional matrix, we can left-operate on the source data X with various $n \times N$ matrices (acting on different exterior samples), or right-operate with $D \times d$ matrices that act on the different interior attributes, where n and d are to be decided. The transformer method uses right multiplications by an $D \times D$ operator to perform an automorphism of the batch collection, taking this

three different causal directions, called query Q , key K , and value V [3]:

$$X \rightarrow X W^{(Q)} = Q \quad (18)$$

$$X \rightarrow X W^{(K)} = K \quad (19)$$

$$X \rightarrow X W^{(V)} = V \quad (20)$$

One assumes that multiple data ‘vectors’ collected are somewhat related. Otherwise, only madness lies in collecting them together in this way. The genuine conundrum is: how related do they need to be? Common assumptions and unified intent are the unspoken criteria.

The use of matrices in a geometric space is significant because it compresses the possible transformations into groups, like the Poincaré group, involving a finite alphabet of algebraic elements, such as translations and rotations. Shapes are meaningful and are preserved. For arbitrarily aggregated data sets, there is no such group constraint, and therefore no compression of the alphabet of possible transformations, in general. One can imagine a practically infinite set of matrices representing different transformations, which don’t preserve shapes, because the semantics are different. This is not to say that there aren’t constraints in practice. Indeed, the programme of machine learning and pattern recognition is, in broad strokes, to identify such shapes from the data without prior knowledge. The issue is then: in those cases where we do know something in advance, how can we preserve that information rather than trying to guess it unnecessarily?

4.2 Agent-Promise representation

We now set aside the background case of using agents in a learning fabric, and turn to the computation of attention based on a set of data for arbitrary agents. We begin by sketching the topology of the transformer attention process described in [1], which is standard for batch processing. Consider agents that play roles in the process data retrieval process.

- The end user A_U .
- The transformer A_T .
- The data source A_S .
- The feature policy source A_F .
- The data curator and feature extractor A_R .

All quantities here are set valued, without any particular structure. One can say that the precise interior representation is a private interior property of the agents. A source agent A_S offers original data X_S to a receiver/curator agent A_R , which selects and accepts some version of it¹.

$$A_S \xrightarrow{+X_S} A_R \quad (21)$$

$$A_R \xrightarrow{-X_R} A_S. \quad (22)$$

The second and third sources are a feature agent A_F , which promises a list of D_ϕ feature attributes ϕ_d ($d = 1, 2, \dots, D_\phi$) used to span the possible attributes of the data, and a source agent for relevant context A_C (see later below):

$$A_F \xrightarrow{+\{\phi_F\}} A_R \quad (23)$$

$$A_R \xrightarrow{-\{\phi_R\}} A_F \quad (24)$$

$$\cdot \quad (25)$$

¹It is conventional to label sender and receiver roles as A_S and A_R in order to emphasize their roles as ends of a Shannon information channel, with bandwidth $b_S \cap b_R$.

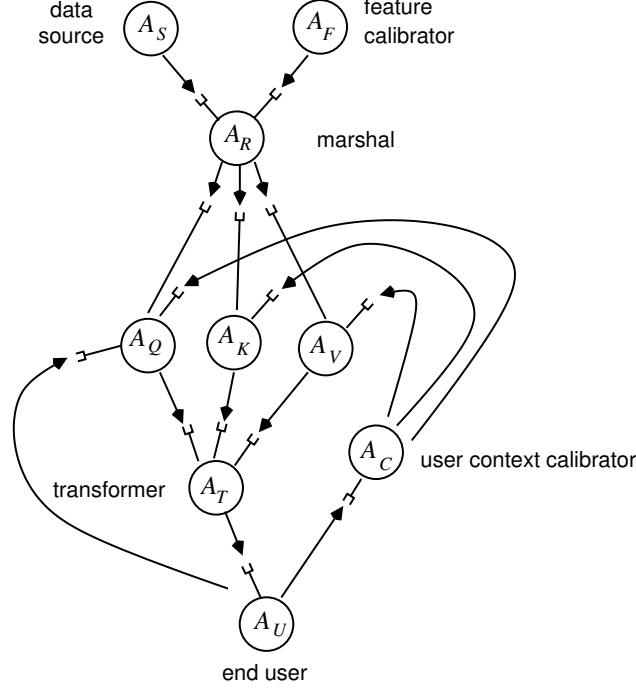


Figure 4: The transformer architecture expressed as autonomous agents. One sees the topology dictates the extent to which agents forego their autonomy in order to coordinate. The tighter the promise bonds, the more rigid the cooperation.

An agent A_U in the role of user of the data supplies queries Q_U , which may be accepted:

$$A_U \xrightarrow{+Q_U} A_T \quad (26)$$

$$A_T \xrightarrow{-Q_T} A_U \quad (27)$$

If faithful to its inputs, the curator/receiver agent is now in possession of data and feature matching criteria, which it can promise to three different downstream channel agents,

$$R \xrightarrow{+X \mid (X_S \cap X_R), (\phi_F \cap \phi_R), C} A_Q \quad (28)$$

$$R \xrightarrow{+X \mid (X_S \cap X_R), (\phi_F \cap \phi_R), C} A_K \quad (29)$$

$$R \xrightarrow{+X \mid (X_S \cap X_R), (\phi_F \cap \phi_R), C} A_V. \quad (30)$$

where X is the final collation of data, classified into features. Each of these recipients selects a projection C of the data conditional on its inputs and a context decomposition $\{C\}$,

$$A_C \xrightarrow{+\{C\}} A_Q, A_K, A_V \quad (31)$$

$$A_Q, A_K, A_V \xrightarrow{-C} A_C. \quad (32)$$

Creating these independent formal agents could be considered an artefact of the batch processing implementation of agent analysis used in deep learning. It is somewhat overkill for a more agile agent at the

cognitive edge of a system. The channels

$$A_Q \xrightarrow{+Q(X,C) | X,C} A_T \quad (33)$$

$$A_K \xrightarrow{+K(X,C) | X,C} A_T \quad (34)$$

$$A_V \xrightarrow{+V(X,C) | X,C} A_T \quad (35)$$

are recombined by an agent A_T called the transformer:

$$A_T \xrightarrow{-Q(X,C)} A_Q \quad (36)$$

$$A_T \xrightarrow{-K(X,C)} A_K \quad (37)$$

$$A_T \xrightarrow{-V(X,C)} A_V \quad (38)$$

which then promises to rank the matching data selections and return the root mean square of the values in order of rank to the user agent A_U , from which the user typically selects the maximum:

$$A_T \xrightarrow{+\left(\frac{K \cap Q}{\sqrt{D}}\right), V | K, Q, V} A_U \quad (39)$$

$$A_U \xrightarrow{-\max_V(f(\dots))} A_T. \quad (40)$$

The rigmarole, expressed by this multitude of serialized processing agents, exposes both the detail and the potential fragility of the selection of results as an optimization pipeline. Its complexity helps to explain the large energy expended in undertaking the procedure for large data sets; but, equally, it shows how that bulk process can be stripped down to minimal cognitive exchanges for simpler problems. Unlike a matrix multiplication, every arrow may be considered an on-going continuous change process.

As written, in symbolic terms, there is no reference of the scales (particularly the timescales) over which data flow around the promise network. On general principles, the larger the data the longer the time it takes to respond, thus large data models will be slow for two reasons: statistical changes to trends and patterns are slow to be accumulated and reach a level of significance, and the act of collating them adds a second penalty. Thus big data, from a wide area source, are slow data. By contrast, individual agents that observe specific phenomena, in isolated contexts, can respond much more quickly and avoid the interference of competing signals. This leads to a tradeoff, or a separation of concerns, between fast and slow variables.

Lastly, we remark that this promise graph should not be confused with a knowledge graph. It has more in common with a flowchart. However, we can now consider the representation of knowledge, on the interior of the transformer agent A_T , and the role of the $\gamma(3, 4)$ representation for ϕ_d in A_F .

4.3 Knowledge graphs

A knowledge graph is a virtual representation, in which each node in a graph represents a ‘knowable’. A knowable might be as little as a word or as much as a whole book, an image, or a sub-graph of component items. We use nodes to represent the same ‘tokens’ as a matrix X , with attributes spanned by ϕ_d represented as links to other nodes—though certain data tend to align better with either graphs or vectors, rarely both. There is much freedom to make these choices, and various opinions about how to perform this decomposition in different applications. Many of the perceived limitations of knowledge graphs stem from overly limited perceptions of how they should be used,

Using a promise representation as an intermediate form of information semantics, we can see that the structure of attentive information is universal. The useful purpose of the exercise is to see how

we might unify knowledge graph representations with machine learning in a hybrid architecture. This is more subtle than simply defining graph machine learning [33, 34] or trying to replace a graph with a vector representation because ‘that’s the hammer we know’. Some want to replace graphs with vectorized learning, some want to use vectorized learning to build or complete graphs. Both of these conversion therapies seem to ignore the specific value of each other. The future more likely lies in a hybrid service approach.

The aim of a knowledge map or graph is to capture and sew together intact samples of original experience, with intent and interpretation. By contrast, the aim of a vectorized language model is to *replace* the original intention and original meaning with a ‘strawman’ as a generative framework in which one can shape *new* stories stochastically within certain guiderails. In traditional semantic web graphs, ϕ_d are defined as an exercise in formal typing called an ontology [35–38]. This is not easy to vectorize, since there is no beneficial link between types and geometry except in special cases. However, in the Semantic Spacetime $\gamma(3, 4)$ representation, which places ϕ_d into four major classes [7] associated with spacetime process, we simply embed elements of informed knowledge within a contextualized process of retrieval.

Because much of the graph theoretic literature is about undirected graphs, most machine learning literature is also about undirected graphs, which is an immediate handicap. An important feature of directed graphs is the existence of dead-ends and blind alleys (so-called absorbing states), which provide finite path lengths and definite outcomes [7].

The semantic spacetime model argues that causal intent is the major classifier in modelling spanning sets (just as the working week trumps daily pattern in figure 7). Graph attributes may associated with various real work processes: some static, such as security modelling [39], some highly dynamic such as smart environments and digital twins [40]. In a graph $\Gamma(N, L)$, the links may be based on the in-

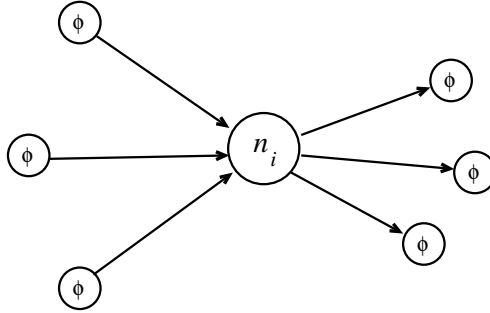


Figure 5: A Semantic Spacetime graph structure. Each node is a knowable text and a unique identifier for compression. Every attribute is a directed link to another node. For highly dynamic information, one has to decide whether nodes are invariants or variables, which complicates the semantics of links.

graph assessments $\alpha_R(\pi^+\pi^-)$, based on source characteristics or observer assessments $\alpha_T(\pi^+\pi^-)$, for example:

$$L(\phi_d) = \begin{cases} S & \text{Full node text.} \\ v[] & \text{Text fractionation decomposition.} \\ L(\gamma(3, 4)) & \text{A semantic spacetime type.} \\ \text{EVC}(A + A^T) & \text{Eigenvector centrality seen by } T \\ \text{BTC}(A^T) & \text{Betweenness centrality seen by } T \\ w(b_S \cap b_R) & \text{The link weight, e.g. probability.} \\ \text{ctx}, \chi & \text{The selected context as a subset of the curated intended contexts.} \end{cases} \quad (41)$$

The context sets ‘ctx’ or χ are the representation of equation (31). These are the static references to be matched with a corresponding declaration of context in a query.

Unlike a batch vector, in which each row $\vec{x} \in X$ is an independent variable in which any graphical arrow between tokens is only implicit in its ϕ_d , in a knowledge graph representation, the links between token nodes is explicitly encoded as a typed arrow. concepts—they are linked intentionally. In a knowledge graph, the ϕ_d are not agent-interior values (though generalized graph databases can arrange this). They are also nodes n_i in the graph. A graph relation is always an automorphism. This is reflected in the widespread use of ‘self-attention’ in machine learning, as in Principal Component Analysis [23].

There are two kinds of graph curation:

- *Autonomously emergent graphs*: these are graphs in which each agent independently promises a data value, based on its own internal processes. Each agent $A_i = \{S, R, \dots\}$ operates at its own rate, with its own time t_i , as assessed by the external observer T .
- *Curated graphs*: these are graphs that originate entirely from a single source T , which is the curator of the graph. The information promised by each node originates from promises by T and is merely keeping a storage promise, which it may do with a certain fidelity to be discussed. Many authors have proposed somehow using LLMs to curate knowledge. This feels like a misuse of the tools. There is an ideological barrier here: LLMs don’t actually know anything by themselves so they can’t be considered as suitable generators of knowledge graphs. Knowledge is the documentation of familiar experience, whereas language models mediate the generation of plausible language.

See figure 6. The assumption is that all graphs are modelled as promise theoretic agents. Presently, in the world of information technology, knowledge structures are typically built as ‘databases’ and ‘knowledge graphs’ which are static and which are not maintained autonomously by each node, but are assembled by a single command process that determines all input and output in a centralized way. This industry standard also applies to machine learning scenarios that are trained with static snapshots of data collected. It should be considered a special case of what we discuss here, and we do not begin by assuming that scenario. In dynamic ‘smart environments’, for instance, nodes in a graph may represent different devices, equipped with sensors and processing capabilities. These distributed software agents are involved in independent data collection throughout a complex environment of change. That is the scenario we discuss here using Promise Theory’s axioms of independence as an arbiter in interpreting the consequences for learning and representing ‘knowables’.

There are so many kinds of graph, with different assumptions, that attempting to say something general is only plausible at this most generic level. Many deal only with undirected graphs, however these are very limited. Directed and undirected graphs have very different properties, which $\gamma(3, 4)$ recognizes and accounts for. Social graphs are totally different from knowledge graphs, which are different from electrical circuitry, and recommendation systems, and so on. Some graphs are simply sequences or stories, as paragraphs of natural language. Some graphs form maps used to trace an ongoing scenario, like a complex group of bank transactions. Task planning for autonomous vehicles like robots and drones goes hand in hand with this kind of causal intent. The key point here is to show that the attention mechanism, which separates context as an attribute like any other recycled annotation, offers a simple way of utilizing data classification.

5 Summary and Conclusions

By constructing a generalized model of ‘attention’, we see how monolithic batch learning and knowledge graphs can be combined. The principal elements of attention span the full process of learning and querying, for an arbitrary representation. The approach is well suited to distributed agent-centric systems, and can be parallelized across agents provided one reduces the dependency of estimation on precise relative

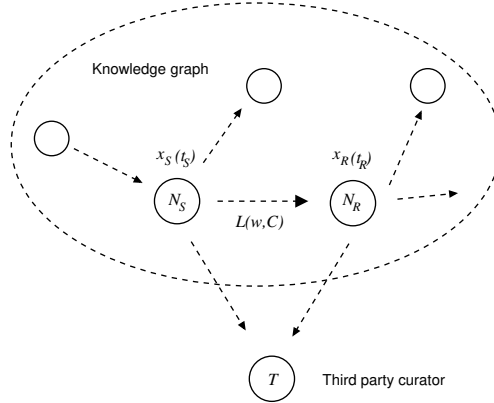


Figure 6: In general, relationship in an SST knowledge graph is the result of a three agent cluster of promises. We can denote the two of the nodes as ‘sender’ S and ‘receiver’ R for convenience, though these roles will alternate. The most important invariant role is that of the third party observer agent T , which is querying the information promised by the network nodes N_S and N_R .

normalizations. The larger and more monolithic we make agents, the less responsive and less ‘intentional’ or accurate they are likely to be.

Using a promise representation, as an intermediate form, we see that the structure is universal. In bulk learning (e.g. LLMs), the agents are monolithic and consequently impractical to update in realtime. For specialized agents (e.g. CFEngine), learning in realtime is the norm and can be performed on a much smaller scale to separate specialization from generic capabilities. This indeed suggests that ‘attention is all you need’—but needn’t be attached to neural networks or huge vectorized data sets.

Humans think and reason by telling stories or sewing together narratives that can later be rationalized by carefully choosing arrows to join independent events and concepts together. Within a knowledge graph, the interpolation of knowable elements forms an intentional linguistic trajectory. This is a key part of knowledge representation as stories, explanations, etc. However, the focus on linguistic legerdemain now at the forefront of LLMs, may ultimately only impede the clarity of results by regenerative entropy. This is important when reasoning is intended for autonomous machinery. For example, we make use of bullet points for a reason: too much padding may detract from the content. The padding in natural language is not for information’s sake but rather for human trust building. Graph representations are more economical and consequently more precise on a symbolic level. Some stories can thus be represented as paths through a graph, if there are sufficient nodes and links. Intentional knowledge can never be computed from generic probabilities without some shadow representation.

While language models invest resources in outputting smooth human language, knowledge graphs invest in representing precise causal intent. Stochastic language generation requires smooth data in order to succeed, partly because language itself is a process which is gradual in its unfolding. Language models will therefore never be able to yield precise causal answers to precise questions, without bypassing probability to merely paraphrase intentional knowledge. Conversely, knowledge graphs will always produce somewhat stilted output, measured against natural language. Thus language models are preferred for the generation of long texts (the smaller the output, the less sensible it is likely to be). For knowledge graphs the situation is reversed. The quest for actual intelligence has to meld these two aspects of reasoning together.

There is a sense, in current machine learning, that people are fixing the graph to suit the method of vector processing—relying on the brute force crunching of vectorized data and GPU computation, be-

cause that’s what they know. Although one *can* always shoehorn a graph into a vector representation, the results are unlikely to be conducive to meaningful algorithmic processing. The natural approach would therefore be to separate concerns, indeed separate fast cognitive variables and slow batch processing of ‘big data’ from one another as independent services.

This touches on an unresolved aspect to both vectors and graphs: namely what happens when data are highly dynamic. Bulk machine learning, which dominates the present discourse, creates frozen snapshots of prior experience. Live action updates only enter through queries in these models. However, the definition in terms of promise agents and realtime learning makes realtime updates plausible for smaller agents. Conventional wisdom, from physics, suggests that a weak coupling approach to modelling is the way to handle changing state: a separation of scales between an approximately invariant background and a fluctuating process relative to it. Graphs are not well suited to representing numerical data because the cardinality of numbers is infinite. Graphs favour small domain-range sets. However, it’s also true that the matrices X are quite inflexible, since they require uniform dimensionality. In fact they are equivalent to simple graphs rows \times columns = $LT(\gamma(x, 1)) \times EP(\gamma(x, 3))$. The shift from batch snapshot processing to continuous cognitive updating points to a refactoring of the AI infrastructure model in terms of specialized agents, like CFEngine, will facilitate the real embedding of smart adaptation. This is closely analogous to the way that brain cells are specialized to perform their tasks as part of a continuous pipeline. An architectural shift is the only practical way to handle real world sensory adaptation while benefitting from bulk knowable information.

Language models have beguiled many, because smooth language generates a sense of false familiarity. However, language generation has damning problems that make it unsatisfactory for obtaining predictable results—a key requirement in safety situations, such as autonomous vehicles, emergency services, defence, etc. Intent has to come to the rescue, e.g. by invoking the predictability of fixed absorbing states [6]. Even for more harmless best-effort explanations, we do not really want to generate stories probabilistically: we want actual facts in a story to have been built intentionally. This is where Knowledge Graphs potentially enter the picture as a representation of actual ‘causally connected phenomena’.

Language models also generate other quasi-symbolic patterns, by predicting the next ‘move’ or symbol in a sequence, e.g. in bioinformatics. There is clearly a role for their kind of creative speculation. During this matching process $Q \cap K$, an atomization of the elements of the training data, something like a DNA spectral analysis, denatures embedded intentionality [19]. This is what we must recover. In the SSTorytime software, this is applied both as a data vector (postgres `ts_vector`) and as an n-gram fractionation in `text2N4L` [32] but in different ways. Vectors are good for searching, while graphs are good for intentionality.

Both knowledge graphs and vectorized transformers align when the third party curation of the data has the same underlying intent as the querying agent. This tells us that we should retain causal information somehow. Intent is the key—and it is this problem which is yet to be explored in detail, perhaps using graphs within the query language too.

References

- [1] A. Vaswani, N. Shazeer, N. Parmar, J. Uszkoreit, L. Jones, A.N. Gomez, L. Kaiser, and I. Polosukhin. Attention is all you need, 2023.
- [2] G. Brauwiers and F. Frasincar. A general survey on attention mechanisms in deep learning. *IEEE Transactions on Knowledge and Data Engineering*, PP:1–1, 11 2021.
- [3] C.M. Bishop and H. Bishop. *Deep Learning*. Springer, 2023.
- [4] U. Kamath, K. Keenan, G. Somers, and S. Sorenson. *Large Language Models: A Deep Dive*. Springer, 2024.

- [5] M. Burgess. A site configuration engine. *Computing systems (MIT Press: Cambridge MA)*, 8:309, 1995.
- [6] M. Burgess. Configurable immunity model of evolving configuration management. *Science of Computer Programming*, 51:197, 2004.
- [7] M. Burgess. Agent semantics, semantic spacetime, and graphical reasoning, arxiv cs.ai 2506.07756, 2025.
- [8] J.A. Bergstra and M. Burgess. *Promise Theory: Principles and Applications (second edition)*. $\chi tAxis$ Press, 2014,2019.
- [9] M. Burgess. Spacetimes with semantics (i). *arXiv:1411.5563*, 2014.
- [10] M. Burgess. From observability to significance in distributed systems. *arXiv:1907.05636 [cs.MA]*, 2019.
- [11] J. Pearl. *Probabilistic Reasoning in Intelligent Systems: Networks of Plausible Inference*. Morgan Kaufmann, San Francisco, 1988.
- [12] J. Pearl. *The Book of Why*. Allan Lane, 2018.
- [13] M. Burgess and R.I.M Dunbar. A quantitative model of trust as a predictor of social group sizes and its implications for technology. *European Economic Review*, 2025.
- [14] T.M. Cover and J.A. Thomas. *Elements of Information Theory*. (J.Wiley & Sons., New York), 1991.
- [15] G. Box, G. Jenkins, and G. Reinsel. *Time Series Analysis*. Prentice Hall, New Jersey, 1994.
- [16] M. Burgess and R.I.M. Dunbar. Group related phenomena in wikipedia edits. *arXiv:2402.00595 [cs.SI]*, 2023.
- [17] M. Burgess and R.I.M. Dunbar. A promise theory perspective on the role of intent in group dynamics. *arXiv:2402.00598 [cs.SI]*, 2023.
- [18] J.R. Searle. *Intentionality*. Cambridge, 1983.
- [19] M. Burgess. On the role of intentionality in knowledge representation analyzing scene context for cognitive agents with a tiny language model. *arXiv:2507.10000 [cs.AI]*, 2025.
- [20] To. Mikolov, K. Chen, G. Corrado, and J. Dean. Efficient estimation of word representations in vector space, 2013.
- [21] Mark Burgess. An approach to understanding policy based on autonomy and voluntary cooperation. In *IFIP/IEEE 16th international workshop on distributed systems operations and management (DSOM)*, in LNCS 3775, pages 97–108, 2005.
- [22] C.E. Shannon and W. Weaver. *The Mathematical Theory of Communication*. University of Illinois Press, Urbana, 1949.
- [23] R.O. Duda, P.E. Hart, and D.G. Stork. *Pattern classification*. Wiley Interscience, New York, 2001.
- [24] M. Burgess. Motion of the third kind (i) notes on the causal structure of virtual processes for privileged observers. DOI: 10.13140/RG.2.2.30483.35361 (notes available on Researchgate), 2021.
- [25] M. Burgess. Spacetimes with semantics (ii). *arXiv.org:1505.01716*, 2015.

- [26] M. Burgess. The kinematics of distributed computer transactions. *International Journal of Modern Physics*, C12:759–789, 2000.
- [27] Arun V. Holden, editor. *Chaos*. Manchester University Press, 1986.
- [28] A. Couch and Y. Sun. On the algebraic structure of convergence. *LNCS, Proc. 14th IFIP/IEEE International Workshop on Distributed Systems: Operations and Management, Heidelberg, Germany*, pages 28–40, 2003.
- [29] M. Burgess, H. Haugerud, T. Reitan, and S. Straumsnes. Measuring host normality. *ACM Transactions on Computing Systems*, 20:125–160, 2001.
- [30] W3C. Defining n-ary relations on the semantic web: use with individuals. <http://www.w3.org/TR/2004/WD-swbp-n-aryRelations-20040721/>.
- [31] M. Burgess. Spacetimes with semantics (iii). *arXiv:1608.02193*, 2016.
- [32] M. Burgess. Sstorytime project. <https://github.com/markburgess/SSTorytime/tree/main>, 2025.
- [33] R. Luo, Z. Xu, X. Zhang, Q. Qing, H. Huang, E. Dai, Z. Wang, and B. Yang. Fairness in graph learning augmented with machine learning: A survey, 04 2025.
- [34] W. Fan, S. Wang, J. Huang, Z. Chen, Y. Song, W. Tang, H. Mao, H. Liu, X. Liu, D. Yin, and Q. Li. Graph machine learning in the era of large language models (llms), 2024.
- [35] J. Strassner. *Handbook of Network and System Administration*, chapter Knowledge Engineering Using Ontologies. Elsevier Handbook, 2007.
- [36] Michael Uschold. Ontology and database schema: What’s the difference? *Applied Ontology*, 10:243–258, 2015.
- [37] N. Fanizzi, C. d’Amato, and F. Esposito. Machine learning methods for ontology mining. *Semantic Computing*, pages 131–153, 07 2010.
- [38] N. Fanizzi, C. d’Amato, and F. Esposito. *Machine Learning Methods for Ontology Mining*, chapter 8, pages 131–153. John Wiley & Sons, Ltd, 2010.
- [39] M. Burgess, G. Canright, and K. Engø. A graph theoretical model of computer security: from file access to social engineering. *International Journal of Information Security*, 3:70–85, 2004.
- [40] Y. Zhang, K. Shi, and B. Li. A brief history of digital twin technology, 11 2025.

A Pseudo-periodic learning over time-series phenomena

Time-series data are particularly relevant for cognition in all kinds of agents. The ability to form an expectation of future patterns depends on what kind of model one uses to minimize noisy variations. The recent behaviour of a computer can be summarized by non-Markovian processes, during periods of change, and by hidden Markov models during steady state behaviour, but one still requires a parameterization for data points. Such models must be formulated on a periodic background [26], owing the importance of periodic behaviour of users. The precise algorithm for averaging and local coarse-graining is somewhat subtle, and involves naturally orthogonal time dimensions which are extracted from the coding of the database. It is discussed here using an ergodic principle: a bi-dimensional smoothing is implemented, allowing twice

the support normally possible for the average, given a number of data points. This provides good security against “false positive” anomalies and other noise.

Consider a pseudo-periodic function, with pseudo-period P ,

$$\begin{aligned} q(t) &= \sum_{n=0}^{\infty} q(nP + \tau) \quad (0 \leq \tau < P) \\ &= \sum_{n=0}^{\infty} \chi_n(\tau). \end{aligned} \quad (42)$$

The time coordinate τ lives on the circular dimension. In practice, it is measured in p discrete time-intervals $\tau = \{\tau_1, \tau_2, \dots, \tau - p\}$. In this decomposition, time is a two-dimensional quantity. There are thus two kinds of sliding average which can be computed: average over corresponding times in different periods (topological average $\langle \chi(\tau) \rangle_T$), and average of neighbouring times in a single period (local average $\langle \chi(\tau) \rangle_P$):

$$\begin{aligned} \langle \chi(\tau) \rangle_T &\equiv \frac{1}{T} \sum_{n=l}^{l+T} \chi_n(\tau) \\ \langle \chi(n) \rangle_P &\equiv \frac{1}{P} \sum_{\ell=\tau}^{\tau+P} \chi_n(\ell) \end{aligned} \quad (43)$$

where P, T are integer intervals for the averages, in the two time-like directions. Within each interval that defines an average, there is a corresponding definition of the variation and standard deviation, at a point τ :

$$\begin{aligned} \sigma_T(\tau) &\equiv \sqrt{\frac{1}{T} \sum_{n=l}^{n=l+T} (\chi_n(\tau) - \langle \chi(\tau) \rangle_T)^2} \\ \sigma_P(n) &\equiv \sqrt{\frac{1}{P} \sum_{\ell=\tau}^{\ell=\tau+P} (\chi_n(\ell) - \langle \chi(\ell) \rangle_P)^2}. \end{aligned} \quad (44)$$

Sliding window versions of these may also be defined, straightforwardly from the preceding section:

$$\begin{aligned} \bar{\chi}(n)_P &\equiv (\chi | \bar{\chi}(n)_P) \\ \bar{\chi}(\tau)_T &\equiv (\chi | \bar{\chi}(\tau)_T). \end{aligned} \quad (45)$$

Here one simply replaces the evenly weighted sum, with an iteratively weighted sum. The difference between the average and the current value is expressed by the delta symbol $\delta_T \chi = \chi - \langle \chi \rangle_T$ etc.

Using these averages and deviation criteria, we have a two-dimensional criterion for normalcy, which serves as a control at two different time-scales. One thus defines normal behaviour as

$$\{\delta_T \chi(\tau), \delta_P \chi(n)\} < \{2\sigma_T(\tau), 2\sigma_P(n)\}. \quad (46)$$

These may be simply expressed in geometrical, dimensionless form

$$\Delta(\tau, n) = \sqrt{\left(\frac{\delta_T \chi(\tau)}{\sigma_T(\tau)}\right)^2 + \left(\frac{\delta_P \chi(n)}{\sigma_P(n)}\right)^2}, \quad (47)$$

and we may classify the deviations accordingly into concentric, elliptical regions:

$$\delta(\tau, n) < \begin{cases} \sqrt{2} \\ 2\sqrt{2} \\ 3\sqrt{2} \end{cases}, \quad (48)$$

for all τ, n . which indicate the severity of the deviation, in this parameterization. This is the form used by cfengine's environment engine.

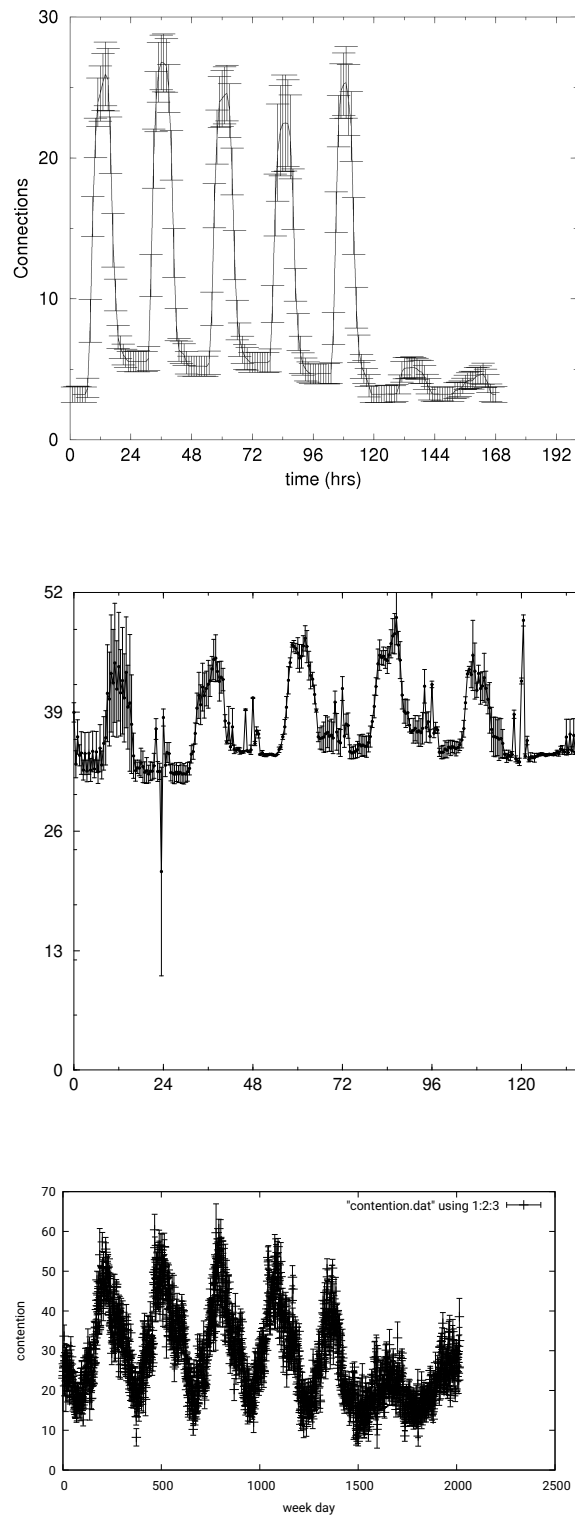


Figure 7: Three randomly chosen data observables taken from a network server from [29]. We see that the human working week is imprinted on both as peaks for each day, smaller at the weekends, and the averages over many weeks yield error bars of varying size. Each periodically identified time has an activity or energy level associated with it, also apparent in the variable width of the error bars. Note also the presence of an anomaly, identifiable by deviation from neat self-similarity.