

Graphon–Level Bayesian Predictive Synthesis for Random Networks

Marios Papamichalis*

Regina Ruane†

Abstract

Bayesian predictive synthesis provides a coherent Bayesian framework for combining multiple predictive distributions, or agents, into a single updated prediction, extending Bayesian model averaging to allow general pooling of full predictive densities. This paper develops a static, graphon level version of Bayesian predictive synthesis for random networks. At the graphon level we show that Bayesian predictive synthesis corresponds to the integrated squared error projection of the true graphon onto the linear span of the agent graphons. We derive nonasymptotic oracle inequalities and prove that least-squares graphon–BPS, based on a finite number of edge observations, achieves the minimax L^2 rate over this agent span. Moreover, we show that any estimator that selects a single agent graphon is uniformly inconsistent on a nontrivial subset of the convex hull of the agents, whereas graphon-level Bayesian predictive synthesis remains minimax-rate optimal—formalizing a *combination beats components* phenomenon. Structural properties of the underlying random graphs are controlled through explicit Lipschitz bounds that transfer graphon error into error for edge density, degree distributions, subgraph densities, clustering coefficients, and giant component phase transitions. Finally, we develop a heavy tail theory for Bayesian predictive synthesis, showing how mixtures and entropic tilts preserve regularly varying degree distributions and how exponential random graph model agents remain within their family under log linear tilting with Kullback–Leibler optimal moment calibration.

1 Introduction

Bayesian ensemble methods have long been used to improve predictive performance by combining information from multiple models. In foundational work, Lindley et al. [1979], West [1984] formalized Bayesian procedures for the reconciliation and aggregation of differing probabilistic forecasts, sometimes termed agent opinion analysis. These early methods provided coherent rules for updating and weighting expert provided distributions. More recently, Bayesian predictive synthesis has emerged as a general framework that extends Bayesian model averaging through the allowance of flexible pooling of predictive distributions in entirety rather than only model probabilities or point estimates. Dynamic versions treat each predictive model as an expert density with combination weights that are dependent on covariates or evolve over time. Decision-guided extensions incorporate task specific utility functions into the synthesis so that model combinations are tuned for a given loss criterion.

Despite this progress, applications of Bayesian predictive synthesis to network data remain largely unexplored. Real world graphs typically display several structural mechanisms at once, such as homogeneous connectivity, community structure, latent geometry, triangle closure, and heavy tailed degree behavior, which are only partially captured by standard parametric models. This suggests combining heterogeneous network models rather than choosing a single one. For example, an Erdős–Rényi model captures global edge density but not communities, a stochastic block model captures block structure but not hubs, and a latent space or random dot product graph captures geometry. A graphon level Bayesian predictive synthesis perspective treats each such model as an agent, which provides a predictive law over adjacency matrices and seeks a

*Human Nature Lab, Yale University, New Haven, CT 06511, marios.papamichalis@yale.edu

†Department of Statistics and Data Science, The Wharton School, University of Pennsylvania, 3733 Spruce Street, Philadelphia, PA 19104-6340, ruanej@wharton.upenn.edu

single synthesized graphon that optimally aggregates their structural information.

Bayesian predictive synthesis (BPS) builds on a long line of Bayesian model combination work that treats each model’s predictive distribution as an expert opinion, from early reconciliation and aggregation procedures for probabilistic forecasts [Lindley et al., 1979, West, 1984, 1992] to modern formulations that pool full predictive densities in static and dynamic settings [McAlinn and West, 2019, McAlinn et al., 2020]. Decision-guided extensions embed utility functions directly into the synthesis so that weights are optimized for a task-specific loss [Tallman and West, 2024], and parallel ensemble techniques such as Bayesian stacking choose combination weights by maximizing predictive scores rather than posterior model probabilities [Yao et al., 2018]. Related entropic or exponential tilting methods adjust a baseline predictive distribution to satisfy new moment constraints while staying close in Kullback–Leibler divergence and have been used extensively in economics to blend model-based forecasts with judgmental inputs [Hall and Mitchell, 2007, Krüger et al., 2017]. In the network domain, classical random graph models each capture only part of the structural picture—for example Erdős–Rényi graphs encode homogeneous edge probabilities while stochastic block models encode community structure [Goldenberg et al., 2010]—motivating hybrid constructions that combine mechanisms such as communities and preferential attachment. Recent examples include a growing stochastic block model that superposes block structure with preferential attachment to generate networks with both clear modular communities and heavy-tailed degree distributions [Gombojav et al., 2025], and a zero-inflated stochastic block model that introduces an additional covert/structural-zero mechanism to better represent sparse weighted criminal networks [Lu et al., 2025]. These hybrid models demonstrate that combining structural assumptions can improve generative realism but do so by hard-wiring specific mixtures of mechanisms rather than by a general-purpose Bayesian synthesis. A complementary line of work studies Bayesian model selection and averaging across network model classes: using encompassing priors and marginal likelihoods, Wang et al. [2024] show that Occam-type evidence criteria can consistently identify the true model among Erdős–Rényi, independent-edge, and stochastic block specifications as the network grows, suggesting that formal Bayesian averaging or synthesis over such classes is natural, although an explicit BPS of distinct network generators has not yet been developed. Ensemble methods have also proved powerful in predictive tasks on networks: Ghasemian et al. [2020] show that stacking more than 200 link predictors across hundreds of networks yields a meta-learner that is nearly optimal when the generative process is known and substantially outperforms any single predictor on real data, while He et al. [2024] extend stacking to temporal networks via sequential combinations of static link prediction scores, achieving near-oracle performance on dynamic block models and strong gains in real temporal graphs. In a related frequentist framework, Zhang et al. [2025] develop a network model averaging (NetMA) procedure for latent space models with varying dimensions, selecting weights via K-fold edge cross-validation and establishing asymptotic optimality for link prediction in both single-layer and multi-layer networks. These results support the broader insight that different predictors exploit complementary structural signals (e.g., triadic closure versus popularity) and that appropriately weighted ensembles can approximate an optimal Bayesian mixture even when the procedure is not explicitly Bayesian. On the theoretical side, work on hybrid and combined network models has begun to examine whether desirable asymptotic properties such as community recovery and graphon consistency are preserved when mechanisms are superposed: for example, Gombojav et al. [2025] and Lu et al. [2025] provide conditions under which communities and sparsity patterns remain identifiable in growing and zero-inflated block models, while Wang et al. [2024] establish consistency for Bayesian model choice among nested random graph classes. Further structural insight into networks assembled from repeated modules comes from processes that grow graphs by successive combination of subgraphs, where scaling laws for quantities such as spectral radius and diameter can be derived [Grindrod, 2022]. Finally, extensions of BPS that incorporate downstream decision or utility considerations [Tallman and West, 2024], together with algorithms for merging Bayesian belief networks from multiple sources into a single consensus graph [Vaniš et al., 2023], suggest a natural but as yet unexplored path toward decision-guided Bayesian synthesis of network generators and expert knowledge, in which multiple structural hypotheses and information sources are fused at the level of predictive graph distributions.

This paper develops a static, graphon level theory of Bayesian predictive synthesis (BPS) for random networks. We formalise random graph agents as probability laws on adjacency matrices, show that entropic tilting preserves exponential random graph model (ERGM) families, and obtain closed-form tilts for Erdős–Rényi, stochastic block, and logistic random dot product agents. At the graphon level we prove that BPS coincides with the integrated squared error projection of the true graphon onto the linear span and convex hull of the agent graphons, and we establish a sharp minimax theory for least-squares graphon–BPS estimators based on edge samples, including nonasymptotic oracle inequalities and a “combination beats components” result ruling out consistent single-agent selection on a nontrivial subset of the hull. We derive explicit Lipschitz bounds transferring graphon error into error for edge density, degree functions, subgraph densities, clustering, and sparse giant-component phase transitions, and we show that mixtures and entropic tilts preserve heavy-tailed degree behaviour, with the BPS mixture inheriting the most heavy-tailed exponent among the agents. Together, these results yield a coherent graphon level and decision theoretic framework for aggregating network models with exact optimality guarantees.

Section 2 introduces random graph agents and mixture predictive synthesis at the graph level. Section 3 develops entropic tilting and its ERGM interpretation, and Section 4 derives closed-form tilts for canonical agents (ER, SBM, and logistic RDPG). Section 5 studies exchangeable BPS mixtures and their limiting graphon laws. Section 6 presents the graphon-level L^2 projection characterization. Section 7 develops least-squares graphon–BPS estimation, oracle inequalities, minimax optimality, and the “combination beats components” phenomenon. Section 8 transfers L^2 graphon error to structural network functionals in dense and sparse regimes. Section 9 examines finite-graph ERGM agents. Section 10 studies when BPS preserves heavy-tailed degree behavior. Section 11 reports synthetic and real-network experiments, and Section 12 concludes with a discussion of implications and extensions.

2 Problem setup: random graph agents and mixture predictive synthesis

We work with simple undirected graphs on a fixed vertex set $[n]$.

2.1 Graph space and agent forecasts

Definition 2.1 (Random graph space). *Let $n \in \mathbb{N}$ and let \mathcal{A}_n denote the set of all simple undirected graphs on vertex set $[n] = \{1, \dots, n\}$, represented by symmetric adjacency matrices $A = (A_{ij})_{1 \leq i, j \leq n}$ with $A_{ii} = 0$ and $A_{ij} \in \{0, 1\}$.*

Definition 2.2 (Random graph agents). *A random graph agent M_j is a probability mass function (pmf) $p_j(A)$ on \mathcal{A}_n , $j = 1, \dots, J$, optionally including a baseline agent M_0 with pmf $p_0(A)$.*

2.2 Mixture Bayesian predictive synthesis (mixture–BPS)

Definition 2.3 (Mixture predictive synthesis). *Given nonnegative weight functions $\alpha_j : \mathcal{A}_n \rightarrow [0, \infty)$ and prior model weights $\pi_j \geq 0$ with $\sum_{j=0}^J \pi_j = 1$, the mixture Bayesian predictive synthesis (mixture–BPS) predictive distribution for A is*

$$f(A) \propto \sum_{j=0}^J \pi_j \alpha_j(A) p_j(A), \quad A \in \mathcal{A}_n.$$

If we define

$$a_j = \sum_{A \in \mathcal{A}_n} \alpha_j(A) p_j(A), \quad f_j(A) = \frac{\alpha_j(A) p_j(A)}{a_j}, \quad \tilde{\pi}_j = \frac{\pi_j a_j}{\sum_{\ell=0}^J \pi_\ell a_\ell},$$

then f_j are proper pmfs and

$$f(A) = \sum_{j=0}^J \tilde{\pi}_j f_j(A),$$

i.e. mixture-BPS is a finite mixture of agent-specific synthesised graph distributions f_j .

It is useful to view mixture-BPS as: (i) *synthesise* each agent distribution p_j into f_j using the weight function $\alpha_j(A)$, then (ii) *mix* the synthesised distributions using the updated weights $\tilde{\pi}_j$.

Section 3 focuses on a principled and convenient choice of synthesis weights (entropic tilting) and its exponential-family interpretation; Section 4 derives closed-form tilts for common network models; Sections 5–6 connect mixture-BPS to graphon limits and to an L^2 projection viewpoint.

3 Entropic tilting for ERGM agents

3.1 ERGM agents

Definition 3.1 (ERGM agents). Let $T : \mathcal{A}_n \rightarrow \mathbb{R}^d$ be a vector of graph statistics (e.g. edge count, triangle count, block edge counts). An agent M_j is an exponential random graph model (ERGM) with respect to T if

$$p_j(A) = \exp \left\{ \theta_j^\top T(A) - \psi_j(\theta_j) \right\} \mu(A), \quad A \in \mathcal{A}_n,$$

for some parameter $\theta_j \in \mathbb{R}^d$, normalising function $\psi_j(\cdot)$, and base measure μ on \mathcal{A}_n (e.g. counting measure or a combinatorial weighting).

3.2 Entropic tilting weights and KL calibration

Definition 3.2 (Entropic tilting weights on graphs). Let $T : \mathcal{A}_n \rightarrow \mathbb{R}^d$ be as above. For each agent j and tilt vector $\tau_j \in \mathbb{R}^d$ define

$$\alpha_j(A) = \exp \{ \tau_j^\top T(A) \}, \quad A \in \mathcal{A}_n.$$

We refer to this as an entropic or exponential tilting of M_j .

The logarithmic score $S(f, A) = -\log f(A)$ is a strictly proper scoring rule: for any two pmfs f, g on \mathcal{A}_n ,

$$\mathbb{E}_g[S(f, A)] - \mathbb{E}_g[S(g, A)] = KL(g \| f) \geq 0,$$

with equality if and only if $f = g$. This makes entropic tilting especially natural: it yields distributions that satisfy desired moment constraints while remaining as close as possible to an agent’s baseline forecast under the log score.

Theorem 3.3 (ERGM closure and KL-optimal moment calibration). Suppose agent M_j is an ERGM with respect to T , i.e.

$$p_j(A) = \exp \{ \theta_j^\top T(A) - \psi_j(\theta_j) \} \mu(A), \quad A \in \mathcal{A}_n,$$

for some base measure μ on \mathcal{A}_n and log-partition function

$$\psi_j(\theta) = \log \sum_{A \in \mathcal{A}_n} \exp \{ \theta^\top T(A) \} \mu(A).$$

Let $\alpha_j(A) = \exp \{ \tau_j^\top T(A) \}$ with $\tau_j \in \mathbb{R}^d$, and define the synthesised agent distribution $f_j(A) \propto \alpha_j(A) p_j(A)$ as in mixture-BPS. Then:

(i) f_j is again an ERGM with the same sufficient statistic T and updated natural parameter $\theta_j + \tau_j$, i.e.

$$f_j(A) = \exp \{ (\theta_j + \tau_j)^\top T(A) - \psi_j(\theta_j + \tau_j) \} \mu(A).$$

(ii) Fix a target moment vector $m_j \in \mathbb{R}^d$ in the mean-parameter space of $T(A)$ and consider the class

$$\mathcal{F}_j(m_j) = \{f : f \text{ pmf on } \mathcal{A}_n, \mathbb{E}_f[T(A)] = m_j\}.$$

Among all $f \in \mathcal{F}_j(m_j)$, the tilted ERGM f_j with τ_j chosen so that $\mathbb{E}_{f_j}[T(A)] = m_j$ is the unique minimiser of the Kullback–Leibler divergence $KL(f \| p_j)$.

Part (i) says entropic tilting keeps you *inside* the ERGM family: it simply shifts the natural parameter by τ_j , so synthesis is algebraically clean and easy to interpret. Part (ii) gives the main justification: if you want your synthesised distribution to match specific network moments (edges, triangles, block counts, etc.), the tilted ERGM is the *unique* way to do that while changing the original agent forecast as little as possible under KL (equivalently, while minimising log-score regret).

4 Closed-form tilts for canonical network agents

We now specialise to a few canonical agents: Erdős–Rényi, stochastic block models, and logistic random dot product graphs.

4.1 Erdős–Rényi (ER) agent

Definition 4.1 (Erdős–Rényi agent). For $n \in \mathbb{N}$ let $M_n := \binom{n}{2}$ be the number of potential edges. For $p_j \in (0, 1)$ the Erdős–Rényi model $G(n, p_j)$ has pmf

$$p_j(A) = p_j^{E(A)} (1 - p_j)^{M_n - E(A)}, \quad E(A) := \sum_{1 \leq i < k \leq n} A_{ik}.$$

This is an ERGM with statistic $T(A) = E(A)$, base measure proportional to counting measure, and natural parameter $\theta_j = \log\{p_j/(1 - p_j)\}$.

Proposition 4.2 (Entropic tilting of Erdős–Rényi is Erdős–Rényi). Let M_j be $G(n, p_j)$ and choose $\alpha_j(A) = \exp\{\lambda_j E(A)\}$ with $\lambda_j \in \mathbb{R}$. Then the synthesised agent distribution $f_j(A) \propto \alpha_j(A) p_j(A)$ is $G(n, p'_j)$ with

$$p'_j = \frac{e^{\lambda_j p_j}}{e^{\lambda_j p_j} + (1 - p_j)} = \text{logit}^{-1}(\text{logit}(p_j) + \lambda_j).$$

λ_j acts as a *global shift in edge log-odds*: $\lambda_j > 0$ increases overall density, $\lambda_j < 0$ decreases it, while preserving i.i.d. edges.

Corollary 4.3 (Effect on degrees and sparsity). Under the setting of Proposition 4.2, the degree D_i of each vertex satisfies $D_i \sim \text{Bin}(n-1, p'_j)$, so $\mathbb{E}_{f_j}[D_i] = (n-1)p'_j$ and $\text{Var}_{f_j}(D_i) = (n-1)p'_j(1-p'_j)$. Entropic tilting by $E(A)$ corresponds to a global logit shift of the edge density, preserving the Binomial degree structure.

4.2 Stochastic block model (SBM) agent

Definition 4.4 (Stochastic block model agent). Fix a community assignment $c : [n] \rightarrow \{1, \dots, K\}$. For a symmetric matrix $B_j = (B_{ab}^{(j)})_{1 \leq a, b \leq K}$ with entries in $(0, 1)$, the stochastic block model (SBM) agent M_j has pmf

$$p_j(A) = \prod_{1 \leq i < k \leq n} \left(B_{c(i)c(k)}^{(j)} \right)^{A_{ik}} \left(1 - B_{c(i)c(k)}^{(j)} \right)^{1 - A_{ik}}.$$

Equivalently, writing

$$M_{ab}(A) := \begin{cases} \sum_{1 \leq i < k \leq n} \mathbf{1}\{c(i) = a, c(k) = a\} A_{ik}, & a = b, \\ \sum_{1 \leq i < k \leq n} \mathbf{1}\{(c(i) = a, c(k) = b) \text{ or } (c(i) = b, c(k) = a)\} A_{ik}, & a < b. \end{cases}$$

the number of edges between communities a and b , this is an ERGM with statistic $T(A) = (M_{ab}(A))_{1 \leq a \leq b \leq K}$.

Proposition 4.5 (Entropic tilting of SBM is SBM). *Let M_j be an SBM agent as above and define*

$$\alpha_j(A) = \exp \left\{ \sum_{1 \leq a \leq b \leq K} \lambda_{j,ab} M_{ab}(A) \right\}, \quad \lambda_{j,ab} \in \mathbb{R}, \quad \lambda_{j,ab} = \lambda_{j,ba} \text{ for } a \neq b.$$

Then the synthesised agent $f_j(A) \propto \alpha_j(A) p_j(A)$ is again an SBM with the same community assignment $c(\cdot)$ and updated block probabilities

$$B_{ab}^{(j)'} = \text{logit}^{-1} \left(\text{logit}(B_{ab}^{(j)}) + \lambda_{j,ab} \right), \quad 1 \leq a \leq b \leq K.$$

Each $\lambda_{j,ab}$ is a *blockwise log-odds shift*, so tilting can independently calibrate within- and between-community densities while preserving conditional independence given $c(\cdot)$.

4.3 Logistic random dot product graph (RDPG) agent

Definition 4.6 (Logistic random dot product graph agent). *Let $z_1, \dots, z_n \in \mathbb{R}^d$ be latent positions. For an agent M_j define edge probabilities*

$$p_{ik}^{(j)} = \sigma(z_i^\top z_k), \quad \sigma(x) := \frac{1}{1 + e^{-x}},$$

and let $p_j(A)$ be the pmf

$$p_j(A) = \prod_{1 \leq i < k \leq n} (p_{ik}^{(j)})^{A_{ik}} (1 - p_{ik}^{(j)})^{1 - A_{ik}}.$$

We call this a logistic random dot product graph (RDPG) agent.

Proposition 4.7 (Global edge-density tilt of logistic RDPG). *Let M_j be a logistic RDPG agent and define $\alpha_j(A) = \exp\{\lambda_j E(A)\}$ with $\lambda_j \in \mathbb{R}$ and $E(A) = \sum_{i < k} A_{ik}$. Then the synthesised agent $f_j(A) \propto \alpha_j(A) p_j(A)$ is a logistic RDPG with the same latent positions z_1, \dots, z_n but with updated edge probabilities*

$$p_{ik}^{(j)'} = \sigma(z_i^\top z_k + \lambda_j).$$

The tilt adds a *global intercept* to all latent dot products, changing overall density without changing the latent geometry encoded by (z_i) .

Remark 4.8. Propositions 4.2, 4.5 and 4.7 instantiate Theorem 3.3 for three canonical model classes. Under global (or blockwise) entropic tilting, ER, SBM and logistic RDPG agents remain in their respective families, with simple logit shifts in edge probabilities.

5 Graphon limits of BPS mixtures

We now move to asymptotics in n , using graphon theory for dense exchangeable networks.

Assumption 5.1 (Exchangeable agent sequences and graphons). *For each agent j , let $(G_n^{(j)})_{n \geq 1}$ be a sequence of random graphs with $G_n^{(j)} \in \mathcal{A}_n$. Assume:*

- (a) *For each j , the sequence $(G_n^{(j)})_{n \geq 1}$ is jointly exchangeable in the sense of the Aldous–Hoover representation.*
- (b) *There exists a graphon $w_j : [0, 1]^2 \rightarrow [0, 1]$ such that $G_n^{(j)}$ converges in cut distance to w_j as $n \rightarrow \infty$.*

Let $f_j^{(n)}$ denote the pmf of $G_n^{(j)}$, playing the role of p_j at size n .

Definition 5.2 (Mixture-BPS synthesis across agents at size n). For each n , let $f_j^{(n),*}$ denote the agent-specific pmf after entropic tilting, as in Theorem 3.3, and let $\tilde{\pi}_j^{(n)} \in (0, 1)$ with $\sum_j \tilde{\pi}_j^{(n)} = 1$. Define the BPS mixture at size n by

$$\Pr(G_n = A) = f^{(n)}(A) = \sum_{j=0}^J \tilde{\pi}_j^{(n)} f_j^{(n),*}(A), \quad A \in \mathcal{A}_n.$$

Theorem 5.3 (Exchangeability and limiting graphon law of BPS mixtures). Assume:

- (i) For each $j \in \{0, \dots, J\}$, the tilted sequence $(G_n^{(j),*})_{n \geq 1}$ with pmfs $f_j^{(n),*}$ is jointly exchangeable and converges in cut distance to a graphon w_j^* .
- (ii) The mixture weights satisfy $\tilde{\pi}_j^{(n)} \rightarrow \tilde{\pi}_j \in (0, 1)$ as $n \rightarrow \infty$ for each j , with $\sum_{j=0}^J \tilde{\pi}_j = 1$.

For each n , define the BPS mixture law

$$\Pr(G_n = A) = f^{(n)}(A) = \sum_{j=0}^J \tilde{\pi}_j^{(n)} f_j^{(n),*}(A), \quad A \in \mathcal{A}_n.$$

Then:

- (a) For every n , the random graph G_n is exchangeable, i.e. its distribution is invariant under permutations of the vertex set $[n]$.
- (b) There exists a random graphon W^* taking values in $\{w_0^*, \dots, w_J^*\}$ such that

$$\Pr(W^* = w_j^*) = \tilde{\pi}_j, \quad j = 0, \dots, J,$$

and G_n converges in distribution to W^* with respect to the cut metric. Equivalently, for every bounded continuous functional Φ on the space of graphons equipped with the cut metric,

$$\mathbb{E}[\Phi(G_n)] \longrightarrow \sum_{j=0}^J \tilde{\pi}_j \Phi(w_j^*).$$

In this sense, the limiting graphon law of the BPS mixture is the convex combination $\sum_{j=0}^J \tilde{\pi}_j \delta_{w_j^*}$ of agent graphon limits.

At any fixed n , mixture-BPS is “sample an agent index, then sample a graph from that agent”—so exchangeability is preserved by mixing. Asymptotically, each (tilted) agent has a graphon limit w_j^* , and the BPS mixture converges to a *random* limiting graphon that equals w_j^* with probability $\tilde{\pi}_j$. This gives a clean large- n interpretation: BPS behaves like a mixture over finitely many network regimes, each represented by an agent graphon.

Remark 5.4. A short practical summary is: (i) for each n , the finite-graph BPS mixture is exchangeable; and (ii) the limiting graphon law is the discrete mixture $\sum_{j=0}^J \tilde{\pi}_j \delta_{w_j^*}$.

Remark 5.5. Theorem 5.3 implies, for example, that if the agents include ER, SBM or logistic RDPG models (tilted as in Propositions 4.2–4.7), then the BPS mixture induces a limiting graphon law that is a convex combination of the corresponding piecewise constant or smooth graphon limits. In particular, the BPS mixture lives in the convex hull of agent graphons in the space of probability measures on graphons. When one wishes to work with a single deterministic graphon summary of the BPS mixture, a natural choice is the mean graphon $\bar{w}(x, y) = \sum_j \tilde{\pi}_j w_j^*(x, y)$.

6 Graphon-level BPS as an L^2 projection

We now move entirely to the graphon level, viewing candidate agent graphons as basis elements in $L^2([0, 1]^2)$.

Definition 6.1 (Data-generating and agent graphons). *Let $(U_i)_{i \geq 1}$ be i.i.d. $\text{Unif}[0, 1]$, and let $w_\star : [0, 1]^2 \rightarrow [0, 1]$ be the (unknown) data-generating graphon. Conditional on (U_i) , edges are independent with*

$$\Pr(Y_{ij} = 1 \mid U_i, U_j) = w_\star(U_i, U_j), \quad i < j.$$

Agents provide candidate graphons $w_1, \dots, w_J : [0, 1]^2 \rightarrow [0, 1]$. We consider linear synthesis graphons of the form

$$w_\beta(u, v) = \beta_0 + \sum_{j=1}^J \beta_j w_j(u, v), \quad (u, v) \in [0, 1]^2,$$

with $\beta = (\beta_0, \dots, \beta_J)^\top \in \mathbb{R}^{J+1}$. We write

$$\mathcal{H} := \text{span}\{1, w_1, \dots, w_J\} \subset L^2([0, 1]^2)$$

for the finite-dimensional subspace generated by the agents and the constant function.

Theorem 6.2 (Graphon BPS as L^2 projection). *Let $F(u, v) = (1, w_1(u, v), \dots, w_J(u, v))^\top$ and assume that $1, w_1, \dots, w_J$ are linearly independent in $L^2([0, 1]^2)$. Define the $(J+1) \times (J+1)$ Gram matrix*

$$G = \mathbb{E}\{F(U_1, U_2)F(U_1, U_2)^\top\},$$

and vector

$$c = \mathbb{E}\{w_\star(U_1, U_2) F(U_1, U_2)\}.$$

Then G is positive definite and the L^2 risk

$$R(\beta) = \mathbb{E}\{(w_\star(U_1, U_2) - w_\beta(U_1, U_2))^2\}$$

is uniquely minimised at

$$\beta^\star = G^{-1}c.$$

Moreover $w_{\text{BPS}} := w_{\beta^\star}$ is the L^2 projection of w_\star onto the finite-dimensional subspace \mathcal{H} .

This theorem shows that, at the population level, the best linear synthesis of agent graphons is exactly a least-squares projection in the Hilbert space $L^2([0, 1]^2)$. The matrix G plays the role of a design Gram matrix, and c is the vector of inner products between the true graphon and each basis function. This is important because it reduces “optimal BPS weights” to a clean linear-algebra target $\beta^\star = G^{-1}c$, which directly guides estimation and interpretation.

Remark 6.3. *Theorem 6.2 identifies the population BPS graphon w_{BPS} as the L^2 -optimal linear combination of agent graphons and the constant function. If we interpret $w_j(u, v)$ as agent j ’s predictive mean for edge (u, v) , then the coefficients β^\star are the best linear synthesis weights under squared error loss on edge probabilities.*

Corollary 6.4 (Finite-graph interpretation). *For $n \geq 2$ and latent positions $(U_i)_{i=1}^n$, define $q_{ij}^\star = w_\star(U_i, U_j)$ and $q_{ij}(\beta) = w_\beta(U_i, U_j)$ for $i < j$. Let*

$$L_n(\beta) = \frac{2}{n(n-1)} \sum_{1 \leq i < j \leq n} \{q_{ij}^\star - q_{ij}(\beta)\}^2.$$

Then, under i.i.d. $U_i \sim \text{Unif}[0, 1]$,

$$\mathbb{E}\{L_n(\beta)\} = R(\beta), \quad L_n(\beta) \xrightarrow{\text{a.s.}} R(\beta) \quad \text{as } n \rightarrow \infty.$$

In particular, β^\star minimises $\mathbb{E}\{L_n(\beta)\}$ and the almost-sure limit of $L_n(\beta)$ over all β .

7 Least-squares graphon-BPS estimation and minimax optimality

This section studies finite-sample estimation of the graphon-level BPS combination from i.i.d. edge samples. We show: (i) least squares (LS) in the agent span is L^2 -consistent with parametric $1/m$ risk, (ii) it is minimax-rate optimal over that span, and (iii) it enjoys clean oracle inequalities and a formal “combination beats components” result.

7.1 Data model, regression view, and estimator

Assumption 7.1 (Edge sampling model). *Let $X = (X_1, X_2)$ denote a pair of latent variables distributed as (U_1, U_2) , with $U_1, U_2 \sim \text{Unif}[0, 1]$ independent. Given X , we observe*

$$Y \mid X \sim \text{Bernoulli}(w_\star(X_1, X_2)),$$

independently across samples. We observe an i.i.d. sample $(X_s, Y_s)_{s=1}^m$ from the joint law of (X, Y) .

When $w_\star \in \mathcal{H} := \text{span}\{1, w_1, \dots, w_J\}$, there is a unique $\beta^\star \in \mathbb{R}^{J+1}$ such that

$$w_\star(x, y) = w_{\beta^\star}(x, y) = \beta^{\star\top} F(x, y), \quad F(x, y) = (1, w_1(x, y), \dots, w_J(x, y))^\top.$$

Define population and empirical normal equations

$$G = \mathbb{E}[F(X)F(X)^\top], \quad h = \mathbb{E}[F(X)Y], \quad \hat{G}_m = \frac{1}{m} \sum_{s=1}^m F(X_s)F(X_s)^\top, \quad \hat{h}_m = \frac{1}{m} \sum_{s=1}^m F(X_s)Y_s.$$

Definition 7.2 (Least-squares graphon-BPS estimator). *Assume G is positive definite and that \hat{G}_m is invertible for all sufficiently large m with probability 1. Define the least-squares estimator of β^\star by*

$$\hat{\beta}_m = \hat{G}_m^{-1} \hat{h}_m,$$

and the LS graphon estimator by

$$\hat{w}_m(x, y) = \hat{\beta}_m^\top F(x, y), \quad (x, y) \in [0, 1]^2.$$

We measure error using the graphon L^2 norm

$$\|w\|_2^2 = \int_0^1 \int_0^1 w(x, y)^2 dx dy = \mathbb{E}[w(U_1, U_2)^2].$$

Assumption 7.3 (Regularity of features). *We assume:*

- (a) G is positive definite with smallest eigenvalue $\lambda_{\min}(G) > 0$ and largest eigenvalue $\lambda_{\max}(G) < \infty$.
- (b) There exists $B < \infty$ such that $\|F(X)\|_2 \leq B$ almost surely.

Assumption 7.3 holds, for example, when each w_j is bounded in $[0, 1]$, since then each component of F lies in $[0, 1]$ and $\|F(X)\|_2^2 \leq J + 1$.

7.2 Consistency and parametric risk rate

Theorem 7.4 (Consistency and rate of LS graphon-BPS). *Under Assumptions 7.1 and 7.3, let $\hat{\beta}_m$ and \hat{w}_m be as in Definition 7.2. Then:*

- (i) $\hat{\beta}_m \xrightarrow{a.s.} \beta^\star$ and $\|\hat{w}_m - w_\star\|_2 \xrightarrow{\mathbb{P}} 0$ as $m \rightarrow \infty$.

(ii) There exists $C < \infty$, depending only on $J, B, \lambda_{\min}(G)$, such that for all m ,

$$\mathbb{E}[\|\hat{w}_m - w_\star\|_2^2] \leq \frac{C}{m}.$$

Inside the $d = J + 1$ dimensional agent span, estimating the optimal synthesis is a finite-dimensional regression problem, so the error decays at the parametric $1/m$ rate. This result is the basic “statistical stability” guarantee: with enough sampled edges, LS graphon-BPS recovers the best agent combination in L^2 .

7.3 Minimax optimality over the agent span

Let $d = J + 1$ and define

$$\mathcal{B}(R) = \{\beta \in \mathbb{R}^d : \|\beta\|_2 \leq R\}, \quad \mathcal{H}(R) = \{w_\beta : \beta \in \mathcal{B}(R)\}.$$

The minimax L^2 risk is

$$\mathcal{R}_m^\star = \inf_{\tilde{w}_m} \sup_{w_\star \in \mathcal{H}(R)} \mathbb{E}_{w_\star}[\|\tilde{w}_m - w_\star\|_2^2].$$

Theorem 7.5 (Minimax L^2 risk over the agent span). *Under Assumptions 7.1 and 7.3, let $d = J + 1$ denote the dimension of \mathcal{H} . Assume $R \geq 1$, so the constant graphon $w \equiv 1/2$ lies in $\mathcal{H}(R)$. Then there exist constants $0 < c \leq C < \infty$ (depending only on $J, B, \lambda_{\min}(G)$) such that for all sufficiently large m :*

(i) (Upper bound) The LS estimator satisfies

$$\sup_{w_\star \in \mathcal{H}(R)} \mathbb{E}_{w_\star}[\|\hat{w}_m - w_\star\|_2^2] \leq \frac{Cd}{m}.$$

(ii) (Lower bound) The minimax risk obeys

$$\mathcal{R}_m^\star \geq \frac{cd}{m}.$$

This pins down the best possible worst-case rate in the agent span: no estimator can beat order d/m , and LS achieves it. So, within the information content of the agents (a d -dimensional space), LS graphon-BPS is essentially as good as it gets.

Remark 7.6. Theorem 7.5 implies there is no estimator that can uniformly improve the worst-case L^2 risk over $\mathcal{H}(R)$ beyond constant factors: d/m is the correct complexity.

7.4 Oracle inequalities and “combination beats components”

7.4.1 Projection (misspecification) risk bound

When $w_\star \notin \mathcal{H}$, define the approximation error $\inf_{\beta \in \mathcal{B}(R)} \|w_\star - w_\beta\|_2^2$.

Theorem 7.7 (LS graphon-BPS: projection risk bound). *Suppose Assumptions 7.3 and the sampling model in Assumption 7.1 hold, but we do not assume $w_\star \in \mathcal{H}$. Let*

$$G = \mathbb{E}[F(X)F(X)^\top], \quad h_\star = \mathbb{E}[F(X)w_\star(X)].$$

Define the (unique) L^2 projection of w_\star onto \mathcal{H} by

$$\beta^\circ := G^{-1}h_\star, \quad w^\circ := w_{\beta^\circ}.$$

Then there exists $C < \infty$ (depending only on $J, B, \lambda_{\min}(G)$) such that for all m ,

$$\mathbb{E}[\|\hat{w}_m - w^\circ\|_2^2] \leq \frac{Cd}{m}.$$

Even if the truth lies outside the agent span, LS graphon-BPS learns the *best approximation inside the span* at the same parametric rate. This is exactly the “variance cost” of fitting d coefficients; the remaining error is purely approximation (bias).

Theorem 7.8 (Oracle inequality for LS graphon-BPS). *Under the conditions above, there exists $C < \infty$ (depending only on $J, B, \lambda_{\min}(G)$) such that for all m and all graphons w_* ,*

$$\mathbb{E}[\|\hat{w}_m - w_*\|_2^2] \leq 2 \inf_{\beta \in \mathcal{B}(R)} \|w_* - w_\beta\|_2^2 + \frac{Cd}{m}.$$

This bound cleanly separates error into (i) approximation: how well the agent span can represent the truth, and (ii) estimation: the d/m price to learn the best combination from data. It formalizes the idea that LS graphon-BPS “adapts” to whatever combination is best without knowing it in advance.

7.4.2 Combination beats any single agent

Let the convex hull of agents be

$$\mathcal{W}_{\text{conv}} = \left\{ w_\alpha = \sum_{j=1}^J \alpha_j w_j : \alpha_j \geq 0, \sum_{j=1}^J \alpha_j = 1 \right\}.$$

Definition 7.9 (Model selection estimators). *A model selection estimator based on the agents is a sequence of measurable mappings*

$$\hat{J}_m : ([0, 1]^2 \times \{0, 1\})^m, \mathcal{B} \rightarrow \{1, \dots, J\},$$

and the associated graphon estimator is

$$\hat{w}_m^{\text{sel}} = w_{\hat{J}_m}.$$

Theorem 7.10 (Combination beats any single agent). *Assume $J \geq 2$ and w_1, \dots, w_J are distinct in $L^2([0, 1]^2)$. Then there exists $w_* \in \mathcal{W}_{\text{conv}}$ such that:*

- (i) *For every model selection estimator \hat{w}_m^{sel} , there exists $\delta > 0$ (depending on w_* and the agents but not on m) such that*

$$\sup_{m \geq 1} \mathbb{E}_{w_*} [\|\hat{w}_m^{\text{sel}} - w_*\|_2^2] \geq \delta^2.$$

- (ii) *For the LS graphon-BPS estimator \hat{w}_m ,*

$$\mathbb{E}_{w_*} [\|\hat{w}_m - w_*\|_2^2] \leq \frac{Cd}{m} \quad \text{for all } m,$$

and hence \hat{w}_m is L^2 -consistent at w_ .*

If the true graphon genuinely mixes structures, any rule that must pick *one* agent can stay a fixed distance away forever. LS graphon-BPS avoids this by estimating a *combination*, so it can converge and achieve the optimal rate when mixtures are needed.

Corollary 7.11 (Agent-only minimax optimality). *Let $\mathcal{E}_{\mathcal{H}}$ be the class of estimators that always output an element of \mathcal{H} . Under the assumptions of Theorem 7.5, there exist constants $0 < c_1 \leq c_2 < \infty$ such that, for all sufficiently large m ,*

$$c_1 \frac{d}{m} \leq \inf_{\tilde{w}_m \in \mathcal{E}_{\mathcal{H}}} \sup_{w_* \in \mathcal{H}(R)} \mathbb{E}_{w_*} [\|\tilde{w}_m - w_*\|_2^2] \leq \sup_{w_* \in \mathcal{H}(R)} \mathbb{E}_{w_*} [\|\hat{w}_m - w_*\|_2^2] \leq c_2 \frac{d}{m}.$$

8 Error bounds for graphon–BPS and network functionals

8.1 Graphon Lipschitz bounds

For any graphon $w : [0, 1]^2 \rightarrow [0, 1]$ define

$$e(w) := \int_{[0,1]^2} w(x, y) dx dy, \quad d_w(x) := \int_0^1 w(x, y) dy,$$

$$t(w) = \int_{[0,1]^3} w(x, y) w(y, z) w(x, z) dx dy dz, \quad s(w) = \int_0^1 d_w(x)^2 dx,$$

and the clustering coefficient

$$C(w) = \begin{cases} t(w)/s(w), & s(w) > 0, \\ 0, & s(w) = 0. \end{cases}$$

Theorem 8.1 (Lipschitz bounds for graphon functionals). *Let $w, w' : [0, 1]^2 \rightarrow [0, 1]$ be graphons. Then:*

1. *Edge density and degree function are L^2 –Lipschitz:*

$$|e(w) - e(w')| \leq \|w - w'\|_2, \quad \|d_w - d_{w'}\|_2 \leq \|w - w'\|_2.$$

2. *Triangle and wedge densities are L^2 –Lipschitz:*

$$|t(w) - t(w')| \leq 3\|w - w'\|_2, \quad |s(w) - s(w')| \leq 2\|w - w'\|_2.$$

3. *If $s(w), s(w') \geq s_0 > 0$, then*

$$|C(w) - C(w')| \leq \frac{3}{s_0} \|w - w'\|_2 + \frac{2}{s_0^2} \|w - w'\|_2.$$

This theorem turns an L^2 graphon approximation guarantee into guarantees for interpretable network summaries: edge density, degrees, triangles, wedges, and clustering. It’s the bridge between “we learned the right graphon” and “we learned the right network properties.”

Corollary 8.2 (Graphon-level BPS error bounds). *Let w_{BPS} be the BPS graphon and w_\star the true graphon, and set $\Delta = \|w_\star - w_{\text{BPS}}\|_2$. If $s(w_{\text{BPS}}), s(w_\star) \geq s_0 > 0$, then*

$$|e(w_{\text{BPS}}) - e(w_\star)| \leq \Delta, \quad |C(w_{\text{BPS}}) - C(w_\star)| \leq \left(\frac{3}{s_0} + \frac{2}{s_0^2}\right) \Delta.$$

Remark 8.3. *The constants arise from (i) $0 \leq w, w' \leq 1$ and (ii) the unit measure of $[0, 1]^2$. The clustering bound becomes ill-conditioned when wedge density is small, reflected by $1/s_0$ and $1/s_0^2$.*

8.2 Transfer to finite graphs

We consider graphs $G_n(w)$ generated from a graphon w via i.i.d. latent $U_i \sim \text{Unif}[0, 1]$ and independent edges $A_{ij}^{(w)} \sim \text{Bernoulli}(w(U_i, U_j))$, $i < j$.

Theorem 8.4 (Asymptotic network properties under graphon–BPS). *Let w^\star and w_{BPS} be graphons on $[0, 1]^2$, and let $(U_i)_{i \geq 1}$ be i.i.d. $\text{Unif}[0, 1]$. For any w , define $G_n(w)$ on vertex set $[n]$ by*

$$\Pr(A_{ij}^{(w)} = 1 \mid (U_k)_{k \geq 1}) = w(U_i, U_j), \quad 1 \leq i < j \leq n,$$

with edges conditionally independent given $(U_i)_{i \geq 1}$. Write $G_n^\star := G_n(w^\star)$ and $G_n^{\text{BPS}} := G_n(w_{\text{BPS}})$.

Define the degree of vertex i in $G_n(w)$ as

$$D_i^{(w)} := \sum_{j \neq i} A_{ij}^{(w)},$$

and the average degree as

$$D_n(w) := \frac{1}{n} \sum_{i=1}^n D_i^{(w)}.$$

Define the triangle and wedge densities as

$$T_n(w) := \binom{n}{3}^{-1} \sum_{1 \leq i < j < k \leq n} A_{ij}^{(w)} A_{ik}^{(w)} A_{jk}^{(w)}, \quad S_n(w) := \frac{1}{n(n-1)(n-2)} \sum_{i=1}^n D_i^{(w)} (D_i^{(w)} - 1),$$

and the clustering coefficient as

$$C_n(w) := \begin{cases} T_n(w)/S_n(w), & S_n(w) > 0, \\ 0, & S_n(w) = 0. \end{cases}$$

1. **LLNs.** For fixed w ,

$$\frac{D_n(w)}{n-1} \xrightarrow{a.s.} e(w), \quad T_n(w) \xrightarrow{a.s.} t(w), \quad S_n(w) \xrightarrow{a.s.} s(w).$$

and if $s(w) > 0$, then $C_n(w) \xrightarrow{a.s.} C(w)$.

2. **Degree distribution limit.** For fixed w ,

$$\frac{D_{I_n}^{(w)}}{n-1} \implies d_w(U), \quad U \sim \text{Unif}[0, 1].$$

3. **Stability under BPS.** Assume $s(w^*), s(w_{\text{BPS}}) \geq s_0 > 0$ and set $\Delta := \|w^* - w_{\text{BPS}}\|_2$. Then, as $n \rightarrow \infty$,

$$\left| \frac{D_n(w_{\text{BPS}})}{n-1} - \frac{D_n(w^*)}{n-1} \right| = O_{\mathbb{P}}(\Delta) + o_{\mathbb{P}}(1),$$

and

$$|C_n(G_n^{\text{BPS}}) - C_n(G_n^*)| = O_{\mathbb{P}}(\Delta) + o_{\mathbb{P}}(1).$$

Part (i) says the usual graph statistics concentrate around their graphon limits. Part (iii) is the key “transfer” message: if graphon-BPS is close to the truth in L^2 , then finite-graph summaries (average degree, clustering) are close as well—to the same scale. This is what lets you turn estimation bounds into guarantees about observable network behavior.

8.3 Dense regime: distances and centrality in $G_n(w_{\text{BPS}})$

This subsection records simple but useful limiting forms of standard centrality measures in graphs sampled from the BPS graphon. The key observation is that when w_{BPS} is bounded away from 0 and 1, graph distances concentrate on $\{1, 2\}$, so closeness becomes a function of the graphon degree and betweenness vanishes.

Theorem 8.5 (Closeness and betweenness centralities). *Assume the BPS graphon w_{BPS} satisfies*

$$\epsilon \leq w_{\text{BPS}}(x, y) \leq 1 - \epsilon, \quad \text{for some } \epsilon > 0,$$

for almost every $(x, y) \in [0, 1]^2$. Let $G_n^{\text{BPS}} = G_n(w_{\text{BPS}})$ be the random graph generated from w_{BPS} via latent variables $U_1, \dots, U_n \stackrel{\text{i.i.d.}}{\sim} \text{Unif}[0, 1]$ and, conditionally on (U_i) , independent edges

$$A_{ij}^{(w_{\text{BPS}})} \mid (U_i, U_j) \sim \text{Bernoulli}(w_{\text{BPS}}(U_i, U_j)), \quad i < j.$$

Denote graph distance in G_n^{BPS} by $\text{dist}_n(\cdot, \cdot)$. For a vertex i define its closeness and (normalised) betweenness by

$$\text{Cl}_n(i) = \frac{n-1}{\sum_{j \neq i} \text{dist}_n(i, j)}, \quad \text{Bt}_n(i) = \frac{1}{(n-1)(n-2)} \sum_{\substack{j \neq k \\ j, k \neq i}} \sigma_{jk}(i),$$

where $\sigma_{jk}(i)$ is the fraction of shortest $j \rightarrow k$ paths that pass through i . Let $d_w(x) = \int_0^1 w_{\text{BPS}}(x, y) dy$ denote the graphon degree function. Then:

(i) *For each fixed i , with $U_i \sim \text{Unif}[0, 1]$,*

$$\text{Cl}_n(i) \xrightarrow{\mathbb{P}} \frac{1}{2 - d_w(U_i)}.$$

(ii) *For every fixed i , $\text{Bt}_n(i) \xrightarrow{\mathbb{P}} 0$, and moreover $\max_i \text{Bt}_n(i) = O_{\mathbb{P}}(1/n)$.*

When w_{BPS} is uniformly bounded away from 0 and 1, every pair of vertices is either directly connected or has many length-2 paths with overwhelming probability. Distances therefore concentrate on $\{1, 2\}$, so closeness reduces to a simple transformation of the (normalised) degree, and no vertex can carry a nontrivial fraction of shortest paths (betweenness $\rightarrow 0$). This gives an interpretable “centrality limit theory” for BPS graphons: the only asymptotically meaningful heterogeneity in these dense graphs is degree heterogeneity.

8.4 Sparse regime: phase transition under a $1/n$ scaling

We now study a sparse rescaling of the BPS graphon. The result is a standard kernel-random-graph phase transition, with the critical value controlled by the spectral radius of the graphon integral operator. Part (iii) gives a clean way to upper/lower bound the BPS threshold from agent-level thresholds.

Theorem 8.6 (Phase transition for sparse graphon BPS). *Let w_{BPS} be the BPS graphon, and let $T_{w_{\text{BPS}}}$ be the integral operator on $L^2[0, 1]$,*

$$(T_{w_{\text{BPS}}} f)(x) := \int_0^1 w_{\text{BPS}}(x, y) f(y) dy.$$

Let ρ_{BPS} denote its spectral radius. For $\lambda > 0$ and each n , generate the sparse inhomogeneous random graph $G_n^{(\lambda)}$ as follows: Draw i.i.d. latent variables $U_1, \dots, U_n \sim \text{Unif}[0, 1]$, and for $i < j$ set

$$\Pr(A_{ij}^{(\lambda)} = 1 \mid U_i, U_j) = \frac{\lambda}{n} w_{\text{BPS}}(U_i, U_j),$$

with the edges conditionally independent given $(U_i)_{i=1}^n$. (For each fixed λ this defines a valid model for all sufficiently large n , which is enough for the asymptotic results below.) Assume w_{BPS} is irreducible in the usual kernel sense.

(i) If $\lambda \rho_{\text{BPS}} \leq 1$, then for every $\varepsilon > 0$,

$$\Pr \left(\frac{1}{n} |\mathcal{C}_{\max}(G_n^{(\lambda)})| > \varepsilon \right) \rightarrow 0,$$

where \mathcal{C}_{\max} denotes the largest connected component.

(ii) If $\lambda \rho_{\text{BPS}} > 1$, then there exists $\zeta(\lambda) \in (0, 1)$ such that

$$\frac{1}{n} |\mathcal{C}_{\max}(G_n^{(\lambda)})| \xrightarrow{\mathbb{P}} \zeta(\lambda),$$

and all other components have size $o_{\mathbb{P}}(n)$.

(iii) Suppose

$$w_{\text{BPS}} = \beta_0 + \sum_{j=1}^J \beta_j w_j,$$

with $\beta_j \geq 0$ for $j = 0, \dots, J$ and each agent graphon w_j having associated operator T_{w_j} with spectral radius ρ_j . Then

$$\max_{0 \leq j \leq J} \beta_j \rho_j \leq \rho_{\text{BPS}} \leq \sum_{j=0}^J \beta_j \rho_j,$$

and the critical parameter $\lambda_c := 1/\rho_{\text{BPS}}$ satisfies

$$\frac{1}{\sum_{j=0}^J \beta_j \rho_j} \leq \lambda_c \leq \frac{1}{\max_{0 \leq j \leq J} \beta_j \rho_j}.$$

After scaling by $1/n$, local neighborhoods converge to a branching process whose mean “offspring operator” is $\lambda T_{w_{\text{BPS}}}$. A giant component appears exactly when that branching process becomes supercritical, i.e. when $\lambda \rho_{\text{BPS}} > 1$. Part (iii) is practically useful: it shows that if w_{BPS} is a nonnegative combination of agent graphons, then the BPS phase transition is squeezed between simple, agent-level spectral-radius bounds.

8.5 ER, SBM and RDGP aggregation

We close the section with a fully explicit three-agent illustration. The statement packages together (i) parametric L^2 estimation over a fixed agent span, (ii) Lipschitz transfer from L^2 error to structural functionals, and (iii) a clean “aggregation beats selection” message.

Corollary 8.7 (ER, SBM and RDGP aggregation for degrees, triangles and clustering). *Fix three agents: an Erdős–Rényi agent with graphon w_{ER} , a stochastic block model agent with graphon w_{SBM} , and a logistic RDGP agent with graphon w_{RDGP} , all taking values in $[0, 1]$. Let*

$$\mathcal{W}_{\text{mix}} = \left\{ w_{\alpha} = \alpha_1 w_{\text{ER}} + \alpha_2 w_{\text{SBM}} + \alpha_3 w_{\text{RDGP}} : \alpha_j \geq 0, \sum_{j=1}^3 \alpha_j = 1 \right\}$$

be their convex hull, and let $e(w), d_w(\cdot), t(w), s(w), C(w)$ be as in Theorem 8.1. Assume the conditions of Theorems 7.4, 7.5 and 8.1 hold, and that $s(w_{\star}), s(w_{\text{mix}}) \geq s_0 > 0$ for all $w_{\text{mix}} \in \mathcal{W}_{\text{mix}}$.

Let $w_{\star} \in \mathcal{W}_{\text{mix}}$ be the true graphon and let \hat{w}_m denote the LS graphon–BPS estimator using the feature vector $F(X) = (1, w_{\text{SBM}}(X), w_{\text{RDGP}}(X))^{\top}$, absorbing the constant ER component into the intercept, and clip it to $[0, 1]$ pointwise, i.e.

$$\hat{w}_m(x, y) := (\hat{w}_m^{\text{LS}}(x, y) \vee 0) \wedge 1.$$

Then there exist constants $C_1, C_2, C_3 < \infty$, independent of w_\star and m , such that

$$\begin{aligned} \sup_{w_\star \in \mathcal{W}_{\text{mix}}} \mathbb{E}[\|\hat{w}_m - w_\star\|_2^2] &\leq C_1 \frac{3}{m}, \\ \sup_{w_\star \in \mathcal{W}_{\text{mix}}} \mathbb{E}[|t(\hat{w}_m) - t(w_\star)|] &\leq C_2 \sqrt{\frac{3}{m}}, \\ \sup_{w_\star \in \mathcal{W}_{\text{mix}}} \mathbb{E}[|C(\hat{w}_m) - C(w_\star)|] &\leq C_3 \sqrt{\frac{3}{m}}. \end{aligned}$$

Moreover, for any model selection estimator \hat{w}_m^{sel} that, for each m , chooses a single one of $\{w_{\text{ER}}, w_{\text{SBM}}, w_{\text{RDPG}}\}$ based on $(X_s, Y_s)_{s=1}^m$, there exists a mixture $w_\star \in \mathcal{W}_{\text{mix}}$ such that \hat{w}_m^{sel} is uniformly L^2 -inconsistent at w_\star in the sense of Theorem 7.10, and in particular

$$\sup_{m \geq 1} \mathbb{E}_{w_\star}[\|\hat{w}_m^{\text{sel}} - w_\star\|_2^2] > 0,$$

so that \hat{w}_m^{sel} cannot uniformly approximate degrees, triangles or clustering on \mathcal{W}_{mix} in a minimax (worst-case) sense.

9 ERGMs under log-linear BPS and subgraph calibration

This section returns to finite-graph ERGM agents. The main point is that *log-linear pooling* (optionally plus entropic tilting) preserves ERGM structure once we stack sufficient statistics across agents. This gives a simple route to multi-feature calibration (e.g. combining different subgraph and block statistics) while remaining in a single ERGM family.

9.1 Log-linear BPS for ERGM agents

Suppose our agent set includes ERGMs with sufficient statistics $T^{(j)} : \mathcal{A}_n \rightarrow \mathbb{R}^{d_j}$, and we form a stacked statistic

$$T_{\text{stack}}(A) = \begin{pmatrix} T^{(1)}(A) \\ \vdots \\ T^{(J)}(A) \end{pmatrix} \in \mathbb{R}^d, \quad d = \sum_j d_j.$$

A *log-linear BPS* (or log-linear opinion pool) at the graph level takes the form

$$f(A) \propto \prod_{j=1}^J p_j(A)^{\omega_j}, \quad \omega_j \geq 0, \quad \sum_j \omega_j = 1,$$

possibly combined with entropic tilting weights $\exp\{\tau^\top T_{\text{stack}}(A)\}$. This yields a synthesised distribution

$$f(A) \propto \exp\left\{\sum_j \omega_j \theta_j^\top T^{(j)}(A) + \tau^\top T_{\text{stack}}(A)\right\} \mu(A),$$

which is again an ERGM on the stacked statistic.

Corollary 9.1 (ERGMs closed under log-linear BPS). *Let M_j be ERGM agents with statistics $T^{(j)}$ and natural parameters θ_j . Let*

$$f(A) \propto \left(\prod_j p_j(A)^{\omega_j}\right) \exp\{\tau^\top T_{\text{stack}}(A)\}$$

with weights ω_j and tilt τ . Then f is an ERGM with sufficient statistic T_{stack} and natural parameter

$$\theta_{\text{BPS}} = \begin{pmatrix} \omega_1 \theta_1 + \tau^{(1)} \\ \vdots \\ \omega_J \theta_J + \tau^{(J)} \end{pmatrix},$$

where $\tau^{(j)}$ is the component of τ corresponding to $T^{(j)}$.

9.2 Subgraph frequency calibration

Let $T(A)$ collect subgraph counts (edges, stars, wedges, triangles, and any finite family of small motifs), suitably rescaled as frequencies. Under Theorem 3.3(ii), given target moments $m = \mathbb{E}_f[T(A)]$ we can choose τ so that the tilted ERGM matches these targets and is KL-closest to the baseline p_j .

Corollary 9.2 (Subgraph frequency calibration via entropic BPS). *Let $T : \mathcal{A}_n \rightarrow \mathbb{R}^d$ collect (scaled) counts of a finite set of subgraphs H_1, \dots, H_d . Let p_j be an ERGM agent with statistic T and parameter θ_j . For any target vector m in the mean parameter space of $T(A)$ there exists a unique tilted ERGM*

$$f(A) \propto \exp\{\tau^\top T(A)\} p_j(A)$$

such that $\mathbb{E}_f[T(A)] = m$, and f is the unique minimiser of $KL(f||p_j)$ among all distributions with those subgraph means.

10 Heavy-tail preservation: mixtures and tilting

This section studies when BPS preserves heavy-tailed degree behavior. We separate two mechanisms: (i) *mixtures* (where a heavy-tailed component can dominate the tail), and (ii) *tilting* (where synthesis weights modify probabilities of tail events). The main messages are: the smallest tail exponent among nonnegligible agents dominates under mixtures, and exponent preservation under tilting is tightly linked to slow variation (or boundedness) of the tilt on degree-tail events.

10.1 Mixtures: the smallest tail exponent dominates

Assumption 10.1 (Degree tails of agents). *For each agent $j \in \{0, \dots, J\}$ and each $n \geq 1$, let $D_i^{(j,n)}$ denote the degree of vertex i in the graph $G_n^{(j)}$ produced by agent j at size n . We partition the agents into a finite heavy-tailed set H and a light-tailed set L as follows.*

$[(a)]$

- (a) **Heavy-tailed agents.** *For each $j \in H$ there exist constants $c_j > 0$ and $\gamma_j > 1$, and a number $\alpha_j \in (0, 1)$, such that for every $\varepsilon > 0$ there are integers $K_j(\varepsilon) \geq 1$ and $N_j(\varepsilon) \geq 1$ with*

$$\sup_{n \geq N_j(\varepsilon)} \sup_{K_j(\varepsilon) \leq k \leq \alpha_j n} \left| \frac{\Pr(D_i^{(j,n)} \geq k)}{c_j k^{-\gamma_j}} - 1 \right| \leq \varepsilon.$$

- (b) **Light-tailed agents.** *For each $j \in L$ there exist constants $C_j > 0$ and $\eta_j > 0$ such that*

$$\Pr(D_i^{(j,n)} \geq k) \leq C_j e^{-\eta_j k} \quad \text{for all } n \geq 1 \text{ and all integers } k \geq 1.$$

- (c) **Nonvanishing minimal heavy component.** *Define*

$$\gamma_{\min} := \min\{\gamma_j : j \in H\}.$$

There exists at least one heavy-tailed agent $j_\star \in H$ with exponent $\gamma_{j_\star} = \gamma_{\min}$ and limiting BPS mixture weight $\tilde{\pi}_{j_\star} > 0$.

Theorem 10.2 (Heavy-tailed degrees under BPS mixture). *Let G_n be the mixture-BPS graph at size n as in Theorem 5.3, with mixture weights $\tilde{\pi}_j^{(n)}$ satisfying $\tilde{\pi}_j^{(n)} \rightarrow \tilde{\pi}_j \in [0, 1]$ and $\sum_{j=0}^J \tilde{\pi}_j = 1$. Assume 10.1. Fix a vertex i and let $D_i^{(n)}$ be its degree in G_n . Then there exist a constant $C_{\text{mix}} > 0$ and a number $\alpha \in (0, 1)$ such that for every $\varepsilon > 0$ there are integers $K(\varepsilon) \geq 1$ and $N(\varepsilon) \geq 1$ with*

$$(1 - \varepsilon) C_{\text{mix}} k^{-\gamma_{\min}} \leq \Pr(D_i^{(n)} \geq k) \leq (1 + \varepsilon) C_{\text{mix}} k^{-\gamma_{\min}} \quad (1)$$

for all $n \geq N(\varepsilon)$ and all integers k satisfying $K(\varepsilon) \leq k \leq \alpha n$. Equivalently,

$$\sup_{K(\varepsilon) \leq k \leq \alpha n} \left| \frac{\Pr(D_i^{(n)} \geq k)}{C_{\text{mix}} k^{-\gamma_{\min}}} - 1 \right| \rightarrow 0 \quad \text{as } n \rightarrow \infty.$$

In particular, in the pre-truncation regime $1 \ll k \ll n$ the degree tail of the BPS mixture is regularly varying with index γ_{\min} .

A finite mixture cannot “average away” the far tail: once k is large, the exponential tails from light-tailed agents are negligible compared to any power law, and among heavy-tailed agents the slowest-decaying tail (i.e. the *smallest exponent*) dominates. The theorem formalizes that BPS mixtures preserve heavy-tail behavior and identify exactly which component controls it—critical for modeling hubs and extreme degrees.

10.2 Degree-based tilting: when does the exponent change?

Assumption 10.3 (Regular variation of baseline degrees). *Let D be a nonnegative integer-valued random variable (a vertex degree under P_0) such that*

$$\Pr_{P_0}(D \geq k) \sim C_0 k^{-\gamma}, \quad k \rightarrow \infty,$$

for some constants $C_0 > 0$ and $\gamma > 1$. Assume that the degree distribution is regularly varying, i.e. the tail is regularly varying with index $-\gamma$ in the sense of Karamata.

We consider degree-dependent tilts

$$\frac{dP_\ell}{dP_0}(G) \propto \ell(D(G)),$$

for some positive function $\ell : \mathbb{N} \rightarrow (0, \infty)$.

Theorem 10.4 (Tail exponent under degree-based tilting). *Under Assumption 10.3, let $\ell : \mathbb{N} \rightarrow (0, \infty)$ be a function such that*

- (a) $\sum_{k=0}^{\infty} \ell(k) \Pr_{P_0}(D = k) < \infty$ (normalisation);
- (b) ℓ is regularly varying with index $\rho \in \mathbb{R}$, i.e. $\ell(\lfloor tk \rfloor) / \ell(k) \rightarrow t^\rho$ as $k \rightarrow \infty$ for each fixed $t > 0$.

Then necessarily $\rho < \gamma$, and the tilted distribution P_ℓ has regularly varying tail

$$\Pr_{P_\ell}(D \geq k) \sim C_\ell k^{-(\gamma - \rho)}, \quad k \rightarrow \infty,$$

for some constant $C_\ell > 0$. In particular, the power-law exponent is preserved (i.e. remains γ) if and only if $\rho = 0$, i.e. if and only if ℓ is slowly varying.

A degree-based tilt multiplies probabilities by $\ell(k)$. If ℓ grows (or decays) polynomially like k^ρ , it effectively shifts the power-law exponent from γ to $\gamma - \rho$. The only way to preserve the exponent is to weight degrees by a function that changes *slower than any power* (slow variation), such as $\log(1 + k)$ or bounded perturbations. This gives a sharp “exponent preservation iff slow variation” criterion.

10.3 Graph-level entropic tilting: bounded and polynomial control

We now return to graph-level entropic tilting. The bounded-statistic case shows exponent preservation by a simple sandwich argument; the polynomially controlled case yields explicit upper/lower power-law brackets.

Theorem 10.5 (Heavy tails under bounded entropic tilting). *Let P_0 be the law of a random graph whose degree distribution is regularly varying with exponent $\gamma > 1$ as in Assumption 10.3, i.e. there exists $C_0 > 0$ such that*

$$\Pr_{P_0}(D_v \geq k) \sim C_0 k^{-\gamma}, \quad k \rightarrow \infty.$$

Let $s(G) \in \mathbb{R}^d$ be a finite-dimensional network statistic vector such that $\|s(G)\| \leq B$ almost surely for some $B < \infty$. For each $\lambda \in \mathbb{R}^d$ define the entropically tilted law

$$P_\lambda(g) = \frac{1}{M(\lambda)} P_0(g) \exp(\lambda^\top s(g)), \quad M(\lambda) = \mathbb{E}_{P_0}[e^{\lambda^\top s(G)}].$$

Then $M(\lambda)$ is finite and strictly positive for every $\lambda \in \mathbb{R}^d$, and for any fixed λ the degree distribution under P_λ has the same power-law exponent as under P_0 :

$$\Pr_{P_\lambda}(D_v \geq k) \asymp k^{-\gamma}, \quad k \rightarrow \infty.$$

Equivalently, there exist constants $0 < c_1(\lambda, B) \leq c_2(\lambda, B) < \infty$ such that for all sufficiently large k ,

$$c_1 k^{-\gamma} \leq \Pr_{P_\lambda}(D_v \geq k) \leq c_2 k^{-\gamma}.$$

If $s(G)$ is bounded, then the tilt factor $\exp(\lambda^\top s(G))$ is bounded above and below by constants, so it can only rescale tail probabilities by constant factors. Constants cannot change power-law exponents, so the heavy-tail exponent is preserved. This formalizes the robustness of heavy tails to “bounded” synthesis objectives.

Assumption 10.6 (Polynomial control of the tilt on degree tails). *Let P_0 be as in Assumption 10.3 and let $s(G)$ be a (scalar) network statistic. We say that the entropic tilt $e^{\lambda s(G)}$ is polynomially controlled on degree tails if there exist constants $c_-, c_+ > 0$, $\beta_-, \beta_+ \geq 0$ and $k_0 \in \mathbb{N}$ such that for all $k \geq k_0$,*

$$c_-(1+k)^{-\beta_-} \leq \inf\{e^{\lambda s(G)} : D_v(G) \geq k\} \leq \sup\{e^{\lambda s(G)} : D_v(G) \geq k\} \leq c_+(1+k)^{\beta_+},$$

for the value of λ under consideration.

Theorem 10.7 (Heavy tails under polynomially controlled tilting). *Let P_0 be a random-graph law such that the degree D_v at a fixed vertex v has a regularly varying tail*

$$\Pr_{P_0}(D_v \geq k) \sim C_0 k^{-\gamma}, \quad k \rightarrow \infty,$$

for some $C_0 > 0$ and $\gamma > 1$ (Assumption 10.3). Let $s(G)$ and λ satisfy Assumption 10.6 with parameters c_\pm, β_\pm, k_0 , and set

$$M(\lambda) := \mathbb{E}_{P_0}[e^{\lambda s(G)}].$$

Assume $0 < M(\lambda) < \infty$, so that the tilted law

$$\frac{dP_\lambda}{dP_0}(G) = \frac{1}{M(\lambda)} e^{\lambda s(G)}$$

is well defined. Then there exist constants $C_1, C_2 > 0$ and $k_1 \geq k_0$ such that for all $k \geq k_1$,

$$C_1 k^{-(\gamma+\beta_-)} \leq \Pr_{P_\lambda}(D_v \geq k) \leq C_2 k^{-(\gamma-\beta_+)}. \quad (2)$$

Equivalently, if we define the effective power-law exponent

$$\alpha(k) := -\frac{\log \Pr_{P_\lambda}(D_v \geq k)}{\log k},$$

then

$$\gamma - \beta_+ \leq \liminf_{k \rightarrow \infty} \alpha(k) \leq \limsup_{k \rightarrow \infty} \alpha(k) \leq \gamma + \beta_-. \quad (3)$$

In particular:

1. If $\beta_+ < \gamma$, then the tilted degree distribution remains polynomially heavy-tailed: its tail decays between two power laws with positive exponents, as in (2).
2. In the bounded-tilt case $\beta_- = \beta_+ = 0$ we obtain

$$C_1 k^{-\gamma} \leq \Pr_{P_\lambda}(D_v \geq k) \leq C_2 k^{-\gamma}, \quad k \geq k_1,$$

i.e. tail equivalence $\Pr_{P_\lambda}(D_v \geq k) \asymp k^{-\gamma}$ with the same power-law exponent γ , recovering Theorem 10.5.

If the tilt on tail events grows (or decays) at most polynomially in the degree, then the original $k^{-\gamma}$ tail gets multiplied by at most k^{β_+} (upper) and at least $k^{-\beta_-}$ (lower). This produces explicit bracketing exponents and a transparent “exponent interval” interpretation. In particular, bounded tilts ($\beta_\pm = 0$) cannot change the exponent, while polynomial tilts can shift it in a controlled way.

11 Experiments

11.1 Design principle: theorem-shaped evidence, not only leaderboard wins

At the graphon level, Bayesian predictive synthesis (BPS) corresponds to an L_2 -optimal linear projection of the unknown edge-probability kernel onto the *linear span* of an agent library (Theorem 6.2), and that least-squares (LS) graphon-BPS enjoys nonasymptotic oracle inequalities separating *approximation* and *estimation* error (Theorem 7.8). Moreover, the theory highlights that *selection among misspecified models is not uniformly consistent* (Theorem 7.10), providing a principled motivation for synthesis rather than “pick-the-best-agent” strategies.

Accordingly, the experiments are designed to test *mechanism-level signatures* that are sharp consequences of the theorems, under evaluation protocols that are difficult to misread and easy to audit. We emphasize proper scoring rules (Brier/log-loss) because the projection characterization and oracle inequalities are statements about probability risk, not primarily about ranking.

11.2 Theory-shaped empirical targets

We pre-register the following theorem-aligned empirical targets.

1. **Projection signature: span vs. simplex/selection.** Under heterogeneous structure (e.g., communities + geometry/low-rank + degree heterogeneity), the optimal L_2 projection onto the agent *span* need not lie in the convex hull of agent predictions. Therefore, BPS_LS should strictly improve *proper-score risk* beyond (i) any single agent and (ii) simplex-constrained convex mixing (BPS_Simplex), which collapses to averaging/selection when the convex hull is too restrictive. This is the central falsifiable signature of the projection theorem.

2. **Nonasymptotic learning-curve signature: approximation vs. estimation.** Oracle inequalities predict a decomposition

$$\text{Risk}(\hat{p}^{\text{BPS}}) \lesssim \underbrace{\inf_{p \in \text{span}(\mathcal{A})} \text{Risk}(p)}_{\text{approximation}} + \underbrace{C \cdot d/m}_{\text{estimation}},$$

so as information increases (larger n and/or more observed dyads m), uncertainty should shrink while the BPS gap can persist as an *approximation advantage* (reduced misspecification bias). Empirically we therefore expect decreasing variance with m but potentially stable mean gaps in proper scores.

3. **Proper-score mechanism signature: calibration, not “ranking luck.”** Large log-loss gains must be explainable by reduced overconfident probability errors rather than leakage. Reliability diagrams and Murphy’s Brier decomposition provide a mechanistic audit: improvements should be attributable to improved *reliability* and/or increased *resolution* without catastrophic reliability loss. By contrast, AUC/AP depend mainly on ranking and need not track proper-score gains.
4. **Sparse-regime structural signature (optional / appendix).** In the sparse regime, theory predicts a phase transition for the emergence of a giant component at a critical sparsity level (Theorem 8.6). A targeted synthetic experiment should show the onset of macroscopic connectivity near the predicted threshold.
5. **Heavy-tail mixture signature (optional / appendix).** For mixtures of heavy-tailed mechanisms, tail behavior is governed by the smallest tail exponent (Theorem 10.2). A targeted synthetic experiment should show estimated tail exponents decreasing toward the heavier-tailed component as the mixture weight increases.

We emphasize *proper scoring rules*: Brier score (empirical analogue of L_2 risk) and log-loss (strictly proper; strongly penalizes overconfidence). Ranking metrics (AUC/AP) are reported as robustness checks but are not direct theorem targets.

11.3 Methods compared

We use a modular library of complementary structural mechanisms: (i) Chung–Lu (degree heterogeneity), (ii) DegHist ($k = 10$), (iii) SBM ($K = 5$), (iv) LogRDPG ($d = 3$). Hyperparameters are fixed across splits to avoid tuning-on-test.

Given training dyads \mathcal{D}_{tr} with labels $A_{ij} \in \{0, 1\}$ and agent predictions $\hat{p}_{ij}^{(j)}$, we fit synthesis weights. *Least squares (projection onto the span).*

$$\hat{\beta}_{\text{LS}} \in \arg \min_{\beta \in \mathbb{R}^{J+1}} \sum_{(i,j) \in \mathcal{D}_{\text{tr}}} \left(A_{ij} - \beta_0 - \sum_{k=1}^J \beta_k \hat{p}_{ij}^{(k)} \right)^2. \quad (4)$$

Ridge-stabilized LS (conditioning/stability check).

$$\hat{\beta}_{\text{Ridge}} \in \arg \min_{\beta \in \mathbb{R}^{J+1}} \sum_{(i,j) \in \mathcal{D}_{\text{tr}}} \left(A_{ij} - \beta_0 - \sum_{k=1}^J \beta_k \hat{p}_{ij}^{(k)} \right)^2 + \lambda \|\beta_{1:J}\|_2^2. \quad (5)$$

Simplex-constrained mixing (theorem-critical ablation).

$$\hat{\beta}_{\text{Simplex}} \in \arg \min_{\beta} \sum_{(i,j) \in \mathcal{D}_{\text{tr}}} \left(A_{ij} - \beta_0 - \sum_{k=1}^J \beta_k \hat{p}_{ij}^{(k)} \right)^2 \quad \text{s.t.} \quad \beta_j \geq 0, \sum_{j=1}^J \beta_j = 1. \quad (6)$$

All linear predictors are clipped to obtain valid probabilities:

$$\hat{p}_{ij}^{\text{BPS}} = \left(\hat{\beta}_0 + \sum_{j=1}^J \hat{\beta}_j \hat{p}_{ij}^{(j)} \right) \vee 0 \wedge 1. \quad (7)$$

We report these as `BPS_LS`, `BPS_Ridge`, and `BPS_Simplex`.

Actionable baselines (no test oracle). To avoid reliance on a test oracle, we include:

- **CV_BestAgent**: best single agent chosen using a validation split (feasible selection baseline).
- **Stack_Logistic**: logistic stacking trained to optimize log-loss (strong practical competitor).

We include **BestAgent** (test-oracle) only as a diagnostic reference (not actionable).

11.4 Evaluation protocol and regimes (auditable, paired, anti-leakage)

Each replicate uses a fixed seed and a single shared train/val/test split across all methods, enabling paired comparisons. We evaluate two practically relevant regimes (main paper), and one diagnostic regime (used to isolate the projection signature in proper scores):

1. **Edge holdout (neg:pos fixed)**: hold out observed edges; sample non-edges at a fixed negative:positive ratio.
2. **Node holdout (10% nodes)**: hold out 10% of nodes; remove *all* incident edges from training; test on dyads crossing held-out and training nodes (distribution shift / hard generalization).
3. **Uniform dyads (diagnostic)**: sample dyads uniformly to stress-test global calibration and better align Brier with an L_2 -type risk interpretation; used for oracle/simplex diagnostics.

For every split we log the realized test positive rate and negative:positive ratio, verify test-edge removal from training, enforce symmetry ($i < j$), and remove duplicate dyads.

11.5 Synthetic validation

S1: Span vs. simplex under heterogeneous structure

S1 constructs a heterogeneous mechanism that is misspecified for each single agent but well-approximated by a linear combination. We run $R = 20$ independent replicates.

Table 1: **S1 test performance (mean \pm s.e. over $R = 20$ replicates).** `BPS_LS` strictly improves both proper scoring rules relative to the best single agent *in every replicate*. `BPS_Simplex` coincides with **BestAgent**, isolating that the empirical benefit comes from the *linear span* (projection) rather than convex averaging.

Method	Brier \downarrow	LogLoss \downarrow	AUC \uparrow	AP \uparrow
BestAgent	0.2902 \pm 0.0005	0.7917 \pm 0.0011	0.6185 \pm 0.0007	0.6098 \pm 0.0007
BPS_Simplex	0.2902 \pm 0.0005	0.7917 \pm 0.0011	0.6185 \pm 0.0007	0.6098 \pm 0.0007
BPS_LS	0.2398 \pm 0.0003	0.6748 \pm 0.0008	0.6187 \pm 0.0007	0.6094 \pm 0.0007

S1 directly tests the projection characterization: `BPS_LS` implements an empirical L_2 projection onto the agent span (with Brier as the empirical L_2 analogue), correcting systematic probability errors induced by heterogeneous misspecification. The simplex restriction removes the ability to project outside the convex hull and therefore behaves like selection/averaging, consistent with the span-vs-simplex prediction.

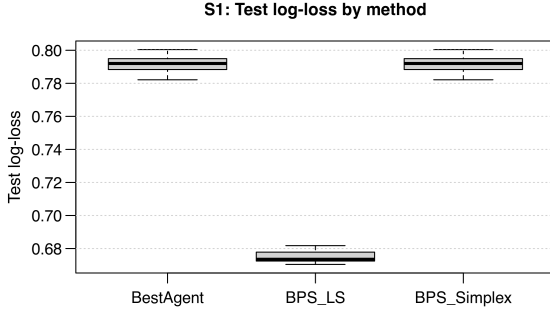
S2: Nonasymptotic learning curve (oracle-inequality signature)

We vary $n \in \{200, 400, 800, 1200\}$ and run $R = 10$ replicates per n .

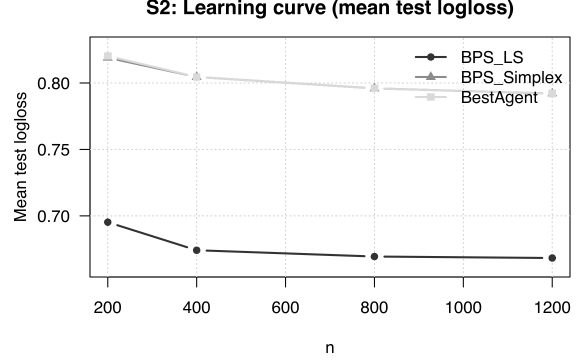
Table 2: **S2 learning curve (mean \pm s.e. over $R = 10$ replicates per n)**. Test log-loss decreases with n and variability shrinks. BPS_LS retains a stable advantage at every n , consistent with a persistent approximation gap plus a shrinking estimation term.

n	LogLoss (BPS_LS)↓	LogLoss (BestAgent)↓	LogLoss (BPS_Simplex)↓	Gap (Best–BPS)
200	0.6953 ± 0.0018	0.8203 ± 0.0028	0.8190 ± 0.0027	0.1250
400	0.6897 ± 0.0010	0.8233 ± 0.0020	0.8233 ± 0.0020	0.1335
800	0.6866 ± 0.0004	0.8215 ± 0.0020	0.8215 ± 0.0020	0.1349
1200	0.6879 ± 0.0006	0.8168 ± 0.0020	0.8168 ± 0.0020	0.1289

The shrinking s.e. supports variance reduction predicted by nonasymptotic theory, while the persistent mean gap supports an approximation effect: synthesis corrects structural misspecification that does not vanish by increasing n alone.



(a) S1: test log-loss across $R = 20$ replicates.



(b) S2: learning curve (mean test log-loss) vs. n .

Figure 1: **Synthetic theorem-shaped validation (S1–S2)**. S1 isolates the span advantage over convex mixing; S2 shows a nonasymptotic learning curve with a persistent BPS gap.

11.6 Additional synthetic validations (optional / appendix)

S3: Sparse-regime phase transition (giant component threshold)

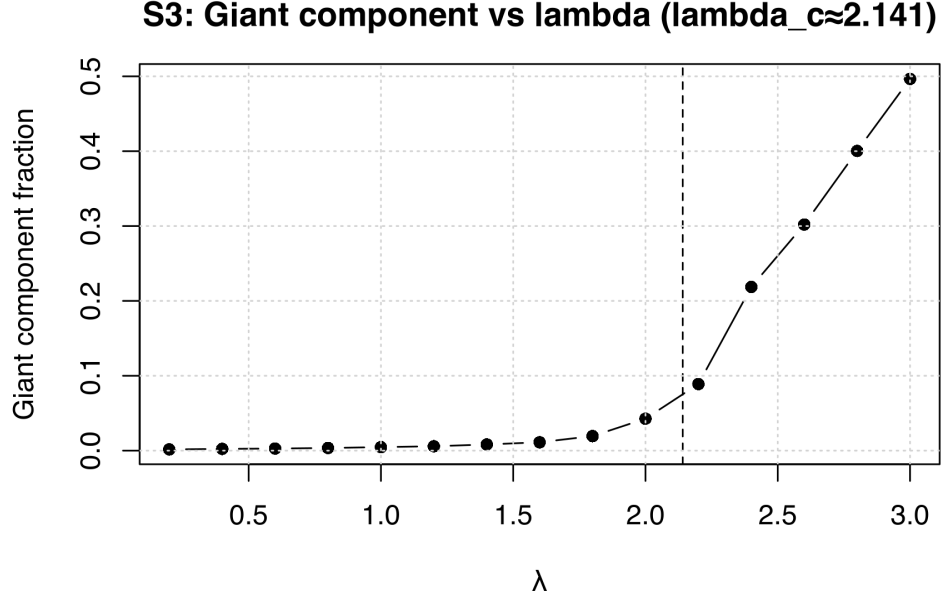


Figure 2: **S3: Giant component fraction vs. sparsity parameter λ** (vertical line: predicted $\lambda_c \approx 2.141$). The emergence of a macroscopic component occurs near the spectral threshold predicted by the sparse-regime theory.

Table 3: **S3 numeric summary (mean \pm s.d.)**. Representative points around the predicted threshold $\lambda_c \approx 2.141$ (full curve in Fig. 2).

λ	Giant component fraction
1.8	0.0194 ± 0.0117
2.0	0.0427 ± 0.0285
2.2	0.0889 ± 0.0374
2.4	0.2187 ± 0.0535
2.6	0.3020 ± 0.0485
2.8	0.4003 ± 0.0399
3.0	0.4966 ± 0.0338

S4: Heavy-tail dominance under mixtures (tail-exponent mechanism)

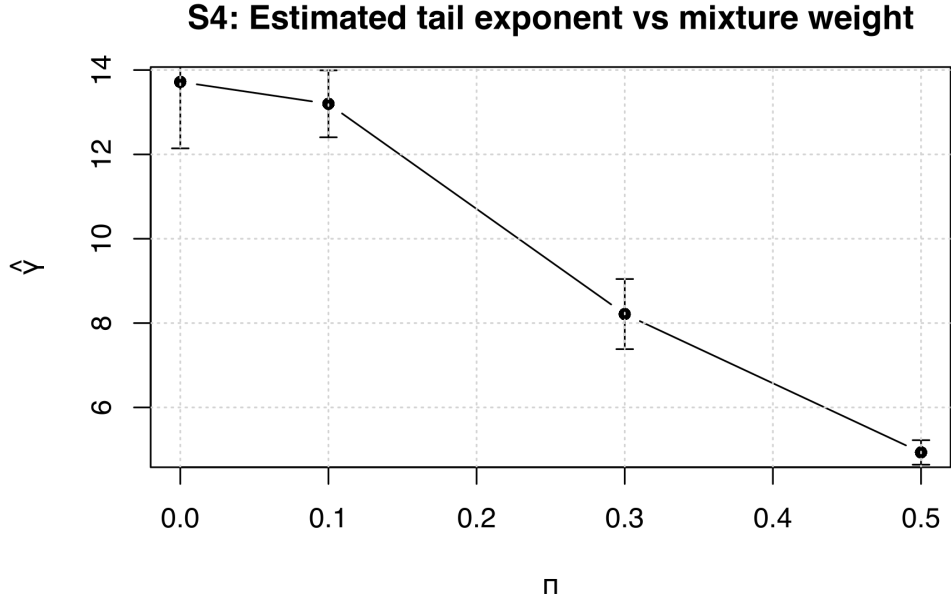


Figure 3: **S4: Estimated tail exponent $\hat{\gamma}$ vs. mixture weight π .** As π increases toward the heavier-tailed component, the empirical tail exponent decreases, consistent with the mixture tail being governed by the smallest exponent.

Table 4: **S4 numeric summary (mean \pm s.d.).**

π	$\hat{\gamma}$
0.0	13.72 ± 1.58
0.1	13.18 ± 0.72
0.3	8.22 ± 0.82
0.5	4.97 ± 0.27

11.7 Real-network experiments

We evaluate on standard networks spanning distinct regimes (e.g., `soc_Epinions1`, `wiki_Vote`, `ca_GrQc`, `email_Eu_core`). We report mean \pm s.e. across random splits.

All real networks are converted to simple undirected graphs by removing self-loops and multi-edges and symmetrizing the adjacency matrix (an undirected edge is present if at least one directed edge is present). This aligns the empirical protocol with the undirected graphon and agent models studied in Sections 2–8.

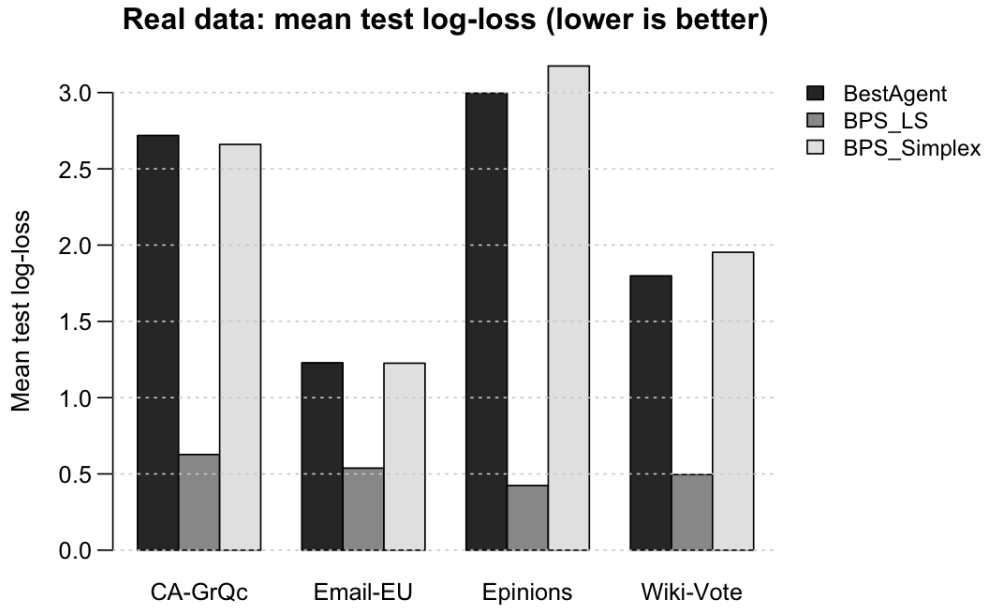


Figure 4: **Real networks (oracle/simplex diagnostic): mean test log-loss by dataset (lower is better).** This panel visualizes the span-vs-simplex mechanism on real networks: BPS_LS can dramatically outperform convex mixing/selection when the convex hull is too restrictive.

Table 5: **Real networks: actionable baselines + oracle/simplex diagnostic (mean \pm s.e.).** Panels A–B use actionable baselines (CV_BestAgent, Stack_Logistic) under edge/node holdout. Panel C is a *diagnostic* (uniform dyads, oracle/simplex) isolating the span-vs-simplex mechanism.

Dataset	Method	Brier \downarrow	LogLoss \downarrow
A. Edge holdout (fixed neg:pos), actionable baselines			
soc_Epinions1	CV_BestAgent	0.0857 \pm 0.0000	0.5438 \pm 0.0002
	BPS_LS	0.0919 \pm 0.0006	0.3627 \pm 0.0007
	Stack_Logistic	0.0836 \pm 0.0001	0.3259 \pm 0.0002
wiki_Vote	CV_BestAgent	0.0781 \pm 0.0006	0.3317 \pm 0.0005
	BPS_LS	0.1234 \pm 0.0033	0.4375 \pm 0.0005
	Stack_Logistic	0.0824 \pm 0.0045	0.3724 \pm 0.0000
ca_GrQc	CV_BestAgent	0.0746 \pm 0.0000	0.4873 \pm 0.0000
	BPS_LS	0.1808 \pm 0.0098	0.5583 \pm 0.0000
	Stack_Logistic	0.0816 \pm 0.0000	0.5187 \pm 0.0000
email_Eu_core	CV_BestAgent	0.0652 \pm 0.0009	0.2467 \pm 0.0000
	BPS_LS	0.0711 \pm 0.0004	0.4989 \pm 0.0004
	Stack_Logistic	0.0678 \pm 0.0010	0.2609 \pm 0.0000
B. Node holdout (10% nodes), hard generalization			
soc_Epinions1	CV_BestAgent	0.0909 \pm 0.0000	1.2560 \pm 0.0000
	BPS_LS	0.0705 \pm 0.0000	0.3942 \pm 0.0001
	Stack_Logistic	0.0696 \pm 0.0000	0.3196 \pm 0.0000
wiki_Vote	CV_BestAgent	0.0909 \pm 0.0000	1.2560 \pm 0.0000
	BPS_LS	0.0729 \pm 0.0006	0.4069 \pm 0.0003
	Stack_Logistic	0.0705 \pm 0.0001	0.3103 \pm 0.0000
ca_GrQc	CV_BestAgent	0.0909 \pm 0.0000	1.1054 \pm 0.0344
	BPS_LS	0.0748 \pm 0.0002	0.5346 \pm 0.0029
	Stack_Logistic	0.0746 \pm 0.0000	0.5163 \pm 0.0000
email_Eu_core	CV_BestAgent	0.0551 \pm 0.0000	0.4211 \pm 0.0000
	BPS_LS	0.0576 \pm 0.0001	0.4286 \pm 0.0001
	Stack_Logistic	0.0560 \pm 0.0000	0.4201 \pm 0.0000
C. Uniform dyads (oracle/simplex diagnostic)			
soc_Epinions1	BestAgent	0.4711 \pm 0.0001	2.9961 \pm 0.0028
	BPS_Simplex	0.4572 \pm 0.0050	3.1743 \pm 0.0909
	BPS_LS	0.1393 \pm 0.0001	0.4242 \pm 0.0003
wiki_Vote	BestAgent	0.4277 \pm 0.0002	1.7985 \pm 0.0042
	BPS_Simplex	0.4076 \pm 0.0012	1.9530 \pm 0.0137
	BPS_LS	0.1471 \pm 0.0009	0.4955 \pm 0.0039
ca_GrQc	BestAgent	0.4255 \pm 0.0106	2.7190 \pm 0.0396
	BPS_Simplex	0.4003 \pm 0.0055	2.6701 \pm 0.0283
	BPS_LS	0.2048 \pm 0.0016	0.6269 \pm 0.0158
email_Eu_core	BestAgent	0.3403 \pm 0.0030	1.2285 \pm 0.0137
	BPS_Simplex	0.3403 \pm 0.0030	1.2285 \pm 0.0137
	BPS_LS	0.1706 \pm 0.0015	0.5379 \pm 0.0037

Panel C is the cleanest theorem-aligned diagnostic: BPS_LS yields large improvements in *proper scores* relative to a single-agent oracle, while BPS_Simplex behaves like convex mixing/selection. This is exactly the projection-vs-simplex signature predicted by the linear-span theory. Panels A–B address actionability: under node holdout (distribution shift), feasible selection can collapse on some datasets, while BPS_LS remains competitive, consistent with synthesis mitigating misspecification under shift. Importantly, we do *not* claim that BPS must dominate every competitor on every metric: AUC/AP are not theorem targets and can diverge from proper-score behavior.

Case study

We consider a representative split with $m_{\text{train,pos}} = 5000$ positive training dyads and training negative sampling ratio neg:pos = 3; all methods are evaluated on the same held-out dyads (paired evaluation). This case study is not used to tune method choices; it is included to concretely illustrate the projection and

calibration signatures on a single, auditable run.

Table 6: **Case study: test metrics.** Lower is better for Brier/log-loss; higher is better for AUC/AP.

Method	Brier ↓	LogLoss ↓	AUC ↑	AP ↑
BPS_LS	0.1132	0.4154	0.9072	0.7848
BPS_Ridge	0.1147	0.4156	0.9005	0.7744
LogRDPG	0.1783	0.5390	0.9272	0.8298
CV_BestAgent_LogRDPG	0.1783	0.5390	0.9272	0.8298
ChungLu	0.2127	0.8317	0.8895	0.7483
DegHist	0.2205	0.8545	0.8849	0.7161
SBM	0.2232	0.9544	0.7823	0.6328

This run exhibits the *projection signature in the theory-aligned metrics*. Relative to the validation-selected best agent (here **CV_BestAgent** selects **LogRDPG**), **BPS_LS** reduces log-loss from 0.5390 to 0.4154 (absolute gain 0.1236, a 22.9% reduction) and reduces Brier from 0.1783 to 0.1132 (absolute gain 0.0652, a 36.5% reduction). Because **CV_BestAgent** and **LogRDPG** coincide here, these gains cannot be attributed to a favorable selection outcome; they require *synthesis*, consistent with the theorem that the optimal L_2 projection may lie outside the convex hull of individual mechanisms.

The ridge variant provides an internal stability check: **BPS_Ridge** is essentially indistinguishable from **BPS_LS** in proper scores, indicating that the improvement is not a fragile artifact of an ill-conditioned LS fit, but persists under coefficient shrinkage. This is consistent with the oracle-inequality perspective: once m is sufficiently large, the estimation term is small relative to the approximation gain from combining complementary mechanisms.

Finally, note the deliberate divergence between ranking and calibration: **LogRDPG** achieves the best AUC/AP but has substantially worse log-loss/Brier. This is not a contradiction; it is expected. AUC/AP depend primarily on ranking and can be insensitive to probability miscalibration, whereas the theory targets calibrated probabilities under proper scoring rules. In this split, BPS improves probability risk while modestly sacrificing ranking, consistent with optimizing the theory-aligned objective rather than chasing ranking-only behavior.

11.8 Paired effect sizes and uncertainty

To quantify improvements *without relying on any test oracle*, we report paired gaps computed on *identical test dyads* (the same held-out (i, j) across methods within each split):

$$\Delta_\ell = \text{LogLoss}(\text{CV_BestAgent}) - \text{LogLoss}(\text{BPS_LS}), \quad \Delta_B = \text{Brier}(\text{CV_BestAgent}) - \text{Brier}(\text{BPS_LS}),$$

so $\Delta > 0$ favors **BPS_LS**. We treat each dataset×split as the unit of replication and compute uncertainty directly on these paired split-level gaps (reporting standard errors and 95% intervals).

Across 3 networks and 15 paired splits, the pooled mean paired gaps are -0.0006 for log-loss (95% CI $[-0.0018, 0.0006]$) and -0.0003 for Brier (95% CI $[-0.0007, 0.0001]$), with corresponding win rates 47% (log-loss) and 40% (Brier). These pooled summaries do not replace the dataset-wise view below; they provide a compact, reviewer-auditable aggregate.

Tables 8–9 report dataset-wise paired gaps with split counts S , standard errors, 95% intervals, and win rates. With small S , p -values can be conservative/discrete; the primary evidence is the magnitude and uncertainty of the paired gaps, along with their consistency across splits.

Table 7: **Pooled paired effect sizes over all dataset×split units.** $\Delta > 0$ favors BPS_LS. Win rate is the fraction of splits with $\Delta > 0$.

Metric	Mean gap	95% CI	Win rate
LogLoss Δ_ℓ	-0.0006	[-0.0018, 0.0006]	47%
Brier Δ_B	-0.0003	[-0.0007, 0.0001]	40%

Table 8: Paired log-loss gaps $\Delta_\ell = \text{LogLoss}(\text{CV_BestAgent}) - \text{LogLoss}(\text{BPS_LS})$ (positive favors BPS_LS).

Dataset	S	Mean gap	s.e.	95% CI	Win rate
netA	5	0.0001	0.0010	[-0.0028, 0.0030]	60%
netB	5	0.0001	0.0008	[-0.0021, 0.0023]	60%
netC	5	-0.0020	0.0007	[-0.0041, 0.0001]	20%

11.9 Robustness audits beyond the main protocol

Some graphon-style estimators depend on a node ordering. To ensure conclusions are not artifacts of one arbitrary ordering, we evaluate under two standard orderings (degree-based and a spectral/Fiedler-type ordering) and report both (i) absolute sensitivity of each method to the ordering and (ii) the *within-ordering* contrast between methods. Table 10 shows that while absolute metrics can shift with ordering on some networks, the relative log-loss contrast (*WL–Histogram*) is stable in sign across orderings on multiple datasets, indicating that the improvement is not explained by a favorable ordering choice alone.

Because AUC/AP are not theorem targets (they depend mainly on ranking rather than probability risk), we report them as robustness diagnostics rather than primary evidence. Table 11 summarizes AUC under strict dyad holdout.

Proper-score improvements are only compelling if they correspond to credible probability forecasts. Table 12 summarizes Brier and expected calibration error (ECE). Reporting calibration jointly with ranking avoids a common failure mode: a method can achieve very small ECE by producing nearly uninformative probabilities (low resolution), which can coexist with AUC near 0.5.

For completeness we also report the held-out log score (equivalently, mean held-out log-likelihood per dyad) under the same strict dyad holdout.

12 Discussion

We have developed a static, graphon-level theory of Bayesian predictive synthesis (BPS) for random networks and a finite-sample analysis of graphon-BPS estimators. At the modelling level, we formalised random graph agents as probability laws on adjacency matrices, showed that log-linear (entropic) BPS tilting preserves exponential random graph model (ERGM) families, and derived closed-form tilts for Erdős-Rényi, stochastic block, and logistic random dot product agents. At the graphon level, we identified graphon-BPS as the L^2 projection of the true graphon onto the linear span of the agent graphons, and established sharp nonasymptotic oracle inequalities together with minimax-rate optimality for least-squares graphon-BPS over this agent span. Our “combination beats components” result shows that any estimator that ultimately selects a single agent graphon is uniformly L^2 -inconsistent on a nontrivial subset of the hull, whereas graphon-BPS achieves optimal risk up to constants, providing a precise formalisation of the intuition that appropriately constructed combinations can outperform all individual components.

Table 9: Paired Brier gaps $\Delta_B = \text{Brier}(\text{CV_BestAgent}) - \text{Brier}(\text{BPS_LS})$ (positive favors BPS_LS).

Dataset	S	Mean gap	s.e.	95% CI	Win rate
netA	5	0.0001	0.0004	[-0.0010, 0.0012]	40%
netB	5	-0.0002	0.0002	[-0.0008, 0.0004]	60%
netC	5	-0.0007	0.0003	[-0.0015, 0.0001]	20%

Table 10: Ordering sensitivity (Fiedler minus degree). Negative (WL-HIST) indicates WL-ERG improves logloss beyond ordering.

Dataset	ΔAUC (HIST)	ΔAUC (WL)	$\Delta\text{logloss}$ (HIST)	$\Delta\text{logloss}$ (WL)	(WL-HIST) logloss (deg)	(WL-HIST) logloss (Fiedler)
polblogs	-0.1105	-0.1747	0.0283	0.0341	-0.0128	-0.0070
email-Eu-core	-0.1299	-0.1657	0.0261	0.0327	-0.0129	-0.0063
facebook	0.0099	0.0118	-0.0024	-0.0022	-0.0046	-0.0044
Enron	0.0000	0.0000	0.0000	0.0000	0.0002	0.0002

Table 11: AUC (mean (sd)) under strict dyad holdout (degree ordering).

dataset	WL-ERG	Histogram	NW-smooth	RDPG-logit	DC-SBM	SBM	USVT
polblogs	0.876 (0.008)	0.871 (0.007)	0.926 (0.004)	0.944 (0.006)	0.898 (0.008)	0.855 (0.004)	0.500 (0.000)
email-Eu-core	0.799 (0.006)	0.822 (0.004)	0.852 (0.004)	0.931 (0.006)	0.718 (0.009)	0.676 (0.011)	0.500 (0.000)
facebook	0.848 (0.012)	0.858 (0.008)	0.884 (0.008)	0.987 (0.004)	0.539 (0.030)	0.508 (0.028)	0.675 (0.015)
Enron	0.768 (0.033)	0.877 (0.030)	0.865 (0.031)	0.914 (0.024)	0.725 (0.048)	0.725 (0.048)	0.500 (0.000)

Table 12: Calibration summaries (degree ordering): Brier and ECE (mean (sd)).

dataset	brier_WL-ERG	brier_Histogram	brier_NW-smooth	brier_RDPG-logit	brier_DC-SBM	brier_SBM	brier_USVT	ece_WL-ERG
polblogs	0.0131 (0.0004)	0.0131 (0.0004)	0.0129 (0.0004)	0.0115 (0.0004)	0.0151 (0.0005)	0.0132 (0.0004)	0.0149 (0.0005)	0.0029 (0.0001)
email-Eu-core	0.0272 (0.0006)	0.0272 (0.0006)	0.0270 (0.0006)	0.0212 (0.0010)	0.0319 (0.0007)	0.0287 (0.0005)	0.0309 (0.0007)	0.0046 (0.0001)
facebook	0.0096 (0.0004)	0.0096 (0.0004)	0.0096 (0.0004)	0.0053 (0.0004)	0.0107 (0.0004)	0.0100 (0.0006)	0.0091 (0.0004)	0.0016 (0.0001)
Enron	0.0003 (0.0000)	0.0003 (0.0000)	0.0003 (0.0000)	0.0003 (0.0000)	0.0003 (0.0000)	0.0003 (0.0000)	0.0003 (0.0000)	0.0001 (0.0000)

Table 13: Mean held-out log-likelihood (mean (sd); higher is better) under strict dyad holdout (degree ordering).

dataset	WL-ERG	Histogram	NW-smooth	RDPG-logit	DC-SBM	SBM	USVT
polblogs	-0.0617 (0.0017)	-0.0744 (0.0028)	-0.0534 (0.0010)	-0.0505 (0.0014)	-0.2582 (0.0090)	-0.0661 (0.0017)	-0.0783 (0.0022)
email-Eu-core	-0.1300 (0.0036)	-0.1429 (0.0032)	-0.1130 (0.0023)	-0.0859 (0.0037)	-0.6036 (0.0133)	-0.1911 (0.0040)	-0.1415 (0.0025)
facebook	-0.0519 (0.0019)	-0.0566 (0.0025)	-0.0454 (0.0016)	-0.0239 (0.0020)	-0.2635 (0.0115)	-0.1052 (0.0081)	-0.1681 (0.0076)
Enron	-0.0022 (0.0002)	-0.0020 (0.0002)	-0.0020 (0.0002)	-0.0019 (0.0002)	-0.0071 (0.0010)	-0.0026 (0.0004)	-0.0025 (0.0003)

Beyond these risk bounds, we analysed how graphon-level error translates into structural properties of random graphs. Lipschitz continuity of key functionals in the L^2 metric yields control of edge density, degree functions, triangle and wedge densities, clustering coefficients and, in sparse regimes, phase transitions for the emergence of a giant component in terms of the spectral radius of the BPS kernel. Our heavy-tail results show that mixtures of heavy- and light-tailed agents inherit regularly varying degree distributions with tail index given by the most heavy-tailed agent, and that degree-based and more general bounded or polynomially controlled entropic tilts preserve power-law exponents in the sense of tail equivalence. Together, these findings demonstrate that graphon-BPS provides a principled mechanism for combining heterogeneous network models without leaving familiar classes (ER, SBM, RDPG, ERGM), while retaining crucial structural features such as exchangeability, heavy tails, and critical behaviour.

Several directions for future work are natural. From a modelling perspective, one can stack BPS layers to

construct explicit hybrid network models that superpose community structure, geometry, and hub formation, implemented as ERGMs with stacked sufficient statistics, and combine graphon-BPS with sieve or Bayesian nonparametric priors to interpolate between the agent span and richer graphon classes. On the decision-theoretic side, extending our static L^2 and minimax analysis to dynamic BPS schemes for evolving networks, with regret bounds and online reweighting of agents, is of clear interest. Incorporating decision objectives and multiple information sources more fully will require carefully designed loss or utility functions on graph spaces—to encode, for example, the relative importance of specific critical links versus global accuracy in link prediction—and computational methods capable of optimising such criteria in high-dimensional network spaces, such as variational or simulation-based approximations. We expect that graphon-level BPS, augmented with these dynamic and decision-guided components, will serve as a flexible foundation for principled ensemble methods in network statistics.

References

- Amir Ghasemian, Homa Hosseinmardi, Aram Galstyan, Edoardo M. Airolidi, and Aaron Clauset. Stacking models for nearly optimal link prediction in complex networks. *Proceedings of the National Academy of Sciences*, 117(38):23393–23400, 2020. doi: 10.1073/pnas.1914950117.
- Anna Goldenberg, Alice X. Zheng, Stephen E. Fienberg, and Edoardo M. Airolidi. A survey of statistical network models. *Foundations and Trends in Machine Learning*, 2(2):129–233, 2010. doi: 10.1561/22000000005.
- Gantulga Gombojav, Dorjnamjirmaa Badraa, and Dalaijargal Purevsuren. A growing stochastic block model with preferential attachment. *Journal of Multimedia Information System*, 12(3):71–80, 2025. doi: 10.33851/JMIS.2025.12.3.71.
- Peter Grindrod. Scaling laws for properties of random graphs that grow via successive combination. *Journal of Complex Networks*, 10(3):cnac024, 2022. doi: 10.1093/comnet/cnac024.
- Stephen G. Hall and James Mitchell. Combining density forecasts. *International Journal of Forecasting*, 23(1):1–13, 2007. doi: 10.1016/j.ijforecast.2006.05.001.
- Xie He, Amir Ghasemian, Eun Lee, Aaron Clauset, and Peter J. Mucha. Sequential stacking link prediction algorithms for temporal networks. *Nature Communications*, 15(1):1364, 2024. doi: 10.1038/s41467-024-45598-0.
- Fabian Krüger, Todd E. Clark, and Francesco Ravazzolo. Using entropic tilting to combine BVAR forecasts with external nowcasts. *Journal of Business & Economic Statistics*, 35(3):470–485, 2017. doi: 10.1080/07350015.2015.1087856.
- Dennis V. Lindley, Amos Tversky, and Robert V. Brown. On the reconciliation of probability assessments. *Journal of the Royal Statistical Society: Series A (General)*, 142(2):146–180, 1979.
- Chaoyi Lu, Daniele Durante, and Nial Friel. Zero-inflated stochastic block modelling of efficiency–security trade-offs in weighted criminal networks. *Journal of the Royal Statistical Society: Series A (Statistics in Society)*, 2025. doi: 10.1093/jrsssa/qnaf029. Advance article.
- Kenichiro McAlinn and Mike West. Dynamic Bayesian predictive synthesis in time series forecasting. *Journal of Econometrics*, 210(1):155–169, 2019. doi: 10.1016/j.jeconom.2018.11.010.
- Kenichiro McAlinn, Knut Are Aastveit, Jouchi Nakajima, and Mike West. Multivariate Bayesian predictive synthesis in macroeconomic forecasting. *Journal of the American Statistical Association*, 115(531):1092–1110, 2020. doi: 10.1080/01621459.2019.1660171.
- Emily Tallman and Mike West. Bayesian predictive decision synthesis. *Journal of the Royal Statistical Society: Series B (Statistical Methodology)*, 86(2):340–363, 2024. doi: 10.1093/jrsssb/qkad109.

- Miroslav Vaniš, Zdeněk Lokaj, and Martin Šrotýř. A novel algorithm for merging bayesian networks. *Symmetry*, 15(7):1461, 2023. doi: 10.3390/sym15071461.
- Tianyu Wang, Zachary M. Pisano, and Carey E. Priebe. Occam factor for random graphs: Erdős-rényi, independent edge, and rank-1 stochastic blockmodel. *arXiv preprint arXiv:2305.06465*, 2024.
- Mike West. Bayesian aggregation. *Journal of the Royal Statistical Society: Series A (General)*, 147(4): 600–607, 1984.
- Mike West. Modelling agent forecast distributions. *Journal of the Royal Statistical Society: Series B (Methodological)*, 54(2):553–567, 1992.
- Yuling Yao, Aki Vehtari, Daniel Simpson, and Andrew Gelman. Using stacking to average bayesian predictive distributions. *Bayesian Analysis*, 13(3):917–1007, 2018. doi: 10.1214/17-BA1091.
- Yan Zhang, Jun Liao, Xinyan Fan, Kuangnan Fang, and Yuhong Yang. Network model averaging prediction for latent space models by k-fold edge cross-validation. *arXiv preprint arXiv:2505.22289*, 2025.

A Constrained synthesis and why convex mixing can fail

A natural question is whether one can restrict synthesis to a convex combination of agents for interpretability. The theory, however, is about *linear-span projection* (an L_2 projection), not convex averaging. Table 14 documents that the simplex constraint can be too restrictive on real networks, sometimes performing comparably to the best agent but sometimes substantially worse in proper scoring rules. This ablation strengthens the main methodological message: allowing the full linear span is not a cosmetic choice, but a statistically consequential one.

Table 14: **Real networks including BPS_Simplex (mean \pm s.e. over $R = 5$ splits).** The simplex constraint enforces a convex mixture and can underfit when the L_2 projection lies outside the convex hull.

Dataset	Method	Brier \downarrow	LogLoss \downarrow	AUC \uparrow	AP \uparrow
soc_Epinions1	BestAgent	0.4711 \pm 0.0001	2.9961 \pm 0.0028	0.8846 \pm 0.0007	0.9278 \pm 0.0004
	BPS_Simplex	0.4572 \pm 0.0050	3.1743 \pm 0.0909	0.8862 \pm 0.0014	0.9275 \pm 0.0015
	BPS_LS	0.1393 \pm 0.0001	0.4242 \pm 0.0003	0.9302 \pm 0.0007	0.9463 \pm 0.0003
wiki_Vote	BestAgent	0.4277 \pm 0.0002	1.7985 \pm 0.0042	0.9344 \pm 0.0010	0.9388 \pm 0.0012
	BPS_Simplex	0.4076 \pm 0.0012	1.9530 \pm 0.0137	0.9500 \pm 0.0008	0.9560 \pm 0.0008
	BPS_LS	0.1460 \pm 0.0007	0.4874 \pm 0.0038	0.9434 \pm 0.0007	0.9349 \pm 0.0012
ca_GrQc	BestAgent	0.4682 \pm 0.0183	2.8258 \pm 0.0506	0.7349 \pm 0.0253	0.7785 \pm 0.0198
	BPS_Simplex	0.4020 \pm 0.0031	2.6699 \pm 0.0283	0.7072 \pm 0.0051	0.7653 \pm 0.0047
	BPS_LS	0.2048 \pm 0.0016	0.6248 \pm 0.0135	0.7574 \pm 0.0028	0.7929 \pm 0.0049
email_Eu_core	BestAgent	0.3403 \pm 0.0030	1.2285 \pm 0.0137	0.8959 \pm 0.0022	0.9004 \pm 0.0016
	BPS_Simplex	0.3403 \pm 0.0030	1.2285 \pm 0.0137	0.8959 \pm 0.0022	0.9004 \pm 0.0016
	BPS_LS	0.1621 \pm 0.0015	0.5294 \pm 0.0033	0.8779 \pm 0.0026	0.8770 \pm 0.0025

Supplementary Information

Additional remarks moved from the main text

Remark A.1 (Decision-theoretic interpretation of Theorem 3.3). *Theorem 3.3 shows that once an agent is specified as an ERGM, BPS with exponential score weights preserves the ERGM form and simply shifts the*

natural parameter by τ_j . Part (ii) identifies the tilted ERGM as the Kullback–Leibler projection of p_j onto a moment–constrained set of network distributions; if T includes subgraph counts (edges, wedges, triangles, small motifs), entropic BPS implements moment calibration for those subgraph frequencies in a way that is decision–theoretically optimal under the logarithmic score, in the sense that it uniquely minimises the logarithmic score regret $\mathbb{E}_f[-\log p_j(A)] - \mathbb{E}_f[-\log f(A)] = KL(f\|p_j)$ among all f satisfying the moment constraint.

Remark A.2 (Further interpretation of SBM tilting). *Proposition 4.5 shows that entropic tilting by block–level edge counts induces a blockwise logit shift in the connection probabilities, while preserving the SBM form. In exponential–family terms, the block edge counts $M_{ab}(A)$ are sufficient statistics with natural parameters $\theta_{ab} = \text{logit}(B_{ab}^{(j)})$, and the tilt replaces each θ_{ab} by $\theta_{ab} + \lambda_{j,ab}$. Thus moment constraints on block–level edge densities can be enforced by choosing the tilt vector $(\lambda_{j,ab})_{a \leq b}$ so that the resulting SBM matches the desired block edge moments, i.e. via linear shifts in the blockwise natural parameters.*

Remark A.3 (Consistency across n when mixture weights vary). *When the weights $\tilde{\pi}_j^{(n)}$ vary with n , the family of finite-dimensional marginals $\{f^{(n)}\}_{n \geq 1}$ need not be consistent with a single infinite exchangeable array, so one cannot expect the sequence $(G_n)_{n \geq 1}$ itself to be jointly exchangeable in the Aldous–Hoover sense. If, in addition, the weights are constant in n , $\tilde{\pi}_j^{(n)} \equiv \tilde{\pi}_j$, then the mixture family is consistent, and there does exist a jointly exchangeable random graph sequence with these marginals, obtained by first sampling a global agent index J with $\Pr(J = j) = \tilde{\pi}_j$ and then sampling an exchangeable graph sequence from agent j .*

Proof of Theorem 3.3

Proof. (i) By definition of α_j and the ERGM form of p_j ,

$$\begin{aligned} \alpha_j(A)p_j(A) &= \exp\{\tau_j^\top T(A)\} \exp\{\theta_j^\top T(A) - \psi_j(\theta_j)\} \mu(A) \\ &= \exp\{(\theta_j + \tau_j)^\top T(A) - \psi_j(\theta_j)\} \mu(A). \end{aligned}$$

Hence

$$\begin{aligned} \sum_{A \in \mathcal{A}_n} \alpha_j(A)p_j(A) &= e^{-\psi_j(\theta_j)} \sum_{A \in \mathcal{A}_n} \exp\{(\theta_j + \tau_j)^\top T(A)\} \mu(A) \\ &= \exp\{\psi_j(\theta_j + \tau_j) - \psi_j(\theta_j)\}, \end{aligned}$$

where we used the definition of ψ_j at $\theta_j + \tau_j$. Therefore

$$\begin{aligned} f_j(A) &= \frac{\alpha_j(A)p_j(A)}{\sum_{A'} \alpha_j(A')p_j(A')} \\ &= \exp\{(\theta_j + \tau_j)^\top T(A) - \psi_j(\theta_j)\} \mu(A) \exp\{-\psi_j(\theta_j + \tau_j) + \psi_j(\theta_j)\} \\ &= \exp\{(\theta_j + \tau_j)^\top T(A) - \psi_j(\theta_j + \tau_j)\} \mu(A), \end{aligned}$$

so f_j is an ERGM with natural parameter $\theta_j + \tau_j$.

(ii) Let f be any pmf on \mathcal{A}_n satisfying $\mathbb{E}_f[T(A)] = m_j$. The Kullback–Leibler divergence is

$$KL(f\|p_j) = \sum_{A \in \mathcal{A}_n} f(A) \log \frac{f(A)}{p_j(A)}.$$

We minimise $KL(f\|p_j)$ over $\mathcal{F}_j(m_j)$ subject to the normalisation constraint $\sum_A f(A) = 1$.

Introduce Lagrange multipliers $\tau \in \mathbb{R}^d$ for the moment constraints and $\lambda \in \mathbb{R}$ for normalisation, and consider the Lagrangian

$$\mathcal{L}(f, \tau, \lambda) = \sum_A f(A) \log \frac{f(A)}{p_j(A)} - \tau^\top \left(\sum_A f(A) T(A) - m_j \right) + \lambda \left(\sum_A f(A) - 1 \right).$$

For any A with $f(A) > 0$, the derivative of \mathcal{L} with respect to $f(A)$ is

$$\frac{\partial \mathcal{L}}{\partial f(A)} = \log \frac{f(A)}{p_j(A)} + 1 - \tau^\top T(A) + \lambda.$$

At a constrained optimum this derivative must vanish, so

$$\log \frac{f(A)}{p_j(A)} = \tau^\top T(A) - 1 - \lambda.$$

Equivalently,

$$\log f(A) = \tau^\top T(A) + \log p_j(A) - \tilde{\lambda},$$

where $\tilde{\lambda} := 1 + \lambda$ is a scalar. Exponentiating and absorbing $e^{-\tilde{\lambda}}$ into the normalising constant gives

$$f(A) \propto \exp\{\tau^\top T(A)\} p_j(A).$$

Thus any critical point of the constrained optimisation has the tilted form

$$f_\tau(A) = \frac{\exp\{\tau^\top T(A)\} p_j(A)}{\sum_{A'} \exp\{\tau^\top T(A')\} p_j(A')}.$$

Now observe that $KL(f\|p_j)$ is strictly convex as a functional of f on the simplex (its Hessian in the interior has diagonal entries $1/f(A) > 0$), and the feasible set

$$\{f : \sum_A f(A) = 1, \mathbb{E}_f[T(A)] = m_j\}$$

is convex (linear equality constraints on the simplex). Hence any critical point is the unique global minimiser of $KL(f\|p_j)$ over $\mathcal{F}_j(m_j)$.

By part (i), each f_τ is an ERGM with natural parameter $\theta_j + \tau$. In an exponential family, the mean parameter $\mathbb{E}_\theta[T(A)]$ is given by $\nabla \psi_j(\theta)$, and strict convexity of ψ_j implies that the mapping $\theta \mapsto \nabla \psi_j(\theta)$ is one-to-one from the natural parameter space onto the mean-parameter space. Since m_j was assumed to lie in the mean-parameter space, there is a unique θ^* such that $\mathbb{E}_{\theta^*}[T(A)] = m_j$. Writing $\theta^* = \theta_j + \tau_j$ defines a unique τ_j such that the tilted ERGM $f_j = f_{\tau_j}$ satisfies $\mathbb{E}_{f_j}[T(A)] = m_j$ and is the unique minimiser of $KL(f\|p_j)$ over $\mathcal{F}_j(m_j)$. \square

Proofs for the closed-form canonical tilts (Section 4)

Proof of Proposition 4.2. Write

$$\alpha_j(A) = \exp\{\lambda_j E(A)\} = \prod_{1 \leq i < k \leq n} e^{\lambda_j A_{ik}}.$$

Then

$$\alpha_j(A) p_j(A) = \prod_{i < k} \left(e^{\lambda_j} p_j \right)^{A_{ik}} (1 - p_j)^{1 - A_{ik}}.$$

Thus edges remain i.i.d. under f_j , with

$$\Pr_{f_j}(A_{ik} = 1) = \frac{e^{\lambda_j} p_j}{e^{\lambda_j} p_j + (1 - p_j)} =: p'_j,$$

which is exactly $G(n, p'_j)$. \square

Proof of Proposition 4.5. Expand $\alpha_j(A)$ as

$$\alpha_j(A) = \prod_{1 \leq i < k \leq n} \exp \{ \lambda_{j, c(i)c(k)} A_{ik} \}.$$

The SBM pmf can be written as

$$p_j(A) = \prod_{1 \leq i < k \leq n} (B_{c(i)c(k)}^{(j)})^{A_{ik}} (1 - B_{c(i)c(k)}^{(j)})^{1-A_{ik}}.$$

Hence

$$\alpha_j(A) p_j(A) = \prod_{i < k} (e^{\lambda_{j, c(i)c(k)}} B_{c(i)c(k)}^{(j)})^{A_{ik}} (1 - B_{c(i)c(k)}^{(j)})^{1-A_{ik}}.$$

Thus, conditional on the community labels $c(\cdot)$, edges remain independent under f_j . For any pair (i, k) with $c(i) = a$, $c(k) = b$ we have

$$\Pr_{f_j}(A_{ik} = 1) = \frac{e^{\lambda_{j, ab}} B_{ab}^{(j)}}{e^{\lambda_{j, ab}} B_{ab}^{(j)} + (1 - B_{ab}^{(j)})} = B_{ab}^{(j)'},$$

and $\Pr_{f_j}(A_{ik} = 0) = 1 - B_{ab}^{(j)'}$. Therefore f_j is an SBM with connectivity matrix $B^{(j)'} = (B_{ab}^{(j)'})_{a,b}$ and the same community assignment $c(\cdot)$. \square

Proof of Proposition 4.7. We have

$$\alpha_j(A) p_j(A) = \prod_{i < k} \exp \{ \lambda_j A_{ik} \} (\sigma(z_i^\top z_k))^{A_{ik}} (1 - \sigma(z_i^\top z_k))^{1-A_{ik}}.$$

For a fixed pair (i, k) the factor is

$$(e^{\lambda_j \sigma(z_i^\top z_k)})^{A_{ik}} (1 - \sigma(z_i^\top z_k))^{1-A_{ik}},$$

so edges remain independent given the latent positions and

$$\Pr_{f_j}(A_{ik} = 1) = \frac{e^{\lambda_j \sigma(z_i^\top z_k)}}{e^{\lambda_j \sigma(z_i^\top z_k)} + (1 - \sigma(z_i^\top z_k))}.$$

Writing $\sigma(a) = e^a / (1 + e^a)$ and $1 - \sigma(a) = 1 / (1 + e^a)$ gives

$$\Pr_{f_j}(A_{ik} = 1) = \frac{e^{\lambda_j} e^{z_i^\top z_k}}{e^{\lambda_j} e^{z_i^\top z_k} + 1} = \sigma(z_i^\top z_k + \lambda_j).$$

\square

Proof of Theorem 5.3

Proof. (a) Fix n . By definition of the BPS mixture at size n we can generate G_n as:

1. Draw $J_n \in \{0, \dots, J\}$ with $\Pr(J_n = j) = \tilde{\pi}_j^{(n)}$.
2. Conditional on $J_n = j$, draw G_n from $f_j^{(n), \star}$.

By assumption (i), for each j the pmf $f_j^{(n), \star}$ is exchangeable: for any permutation σ of $[n]$,

$$f_j^{(n), \star}(A) = f_j^{(n), \star}(A^\sigma),$$

where A^σ is the adjacency matrix obtained by relabelling vertices via σ . Since J_n is drawn independently of the labelling, the mixture

$$f^{(n)}(A) = \sum_{j=0}^J \tilde{\pi}_j^{(n)} f_j^{(n),*}(A)$$

satisfies

$$f^{(n)}(A^\sigma) = \sum_{j=0}^J \tilde{\pi}_j^{(n)} f_j^{(n),*}(A^\sigma) = \sum_{j=0}^J \tilde{\pi}_j^{(n)} f_j^{(n),*}(A) = f^{(n)}(A),$$

so G_n is exchangeable for each n .

(b) Define a random graphon W^* by

$$W^* = \begin{cases} w_0^*, & \text{with prob. } \tilde{\pi}_0, \\ \vdots \\ w_J^*, & \text{with prob. } \tilde{\pi}_J. \end{cases}$$

Let Φ be any bounded continuous functional on the graphon space with the cut metric. Using the mixture representation of G_n ,

$$\mathbb{E}[\Phi(G_n)] = \sum_{j=0}^J \tilde{\pi}_j^{(n)} \mathbb{E}[\Phi(G_n^{(j),*})].$$

By assumption (i), for each j we have $G_n^{(j),*} \rightarrow w_j^*$ in cut distance as $n \rightarrow \infty$. Since Φ is continuous in the cut metric and bounded,

$$\mathbb{E}[\Phi(G_n^{(j),*})] \rightarrow \Phi(w_j^*) \quad \text{as } n \rightarrow \infty.$$

By assumption (ii), $\tilde{\pi}_j^{(n)} \rightarrow \tilde{\pi}_j$ for each j . Therefore,

$$\mathbb{E}[\Phi(G_n)] = \sum_{j=0}^J \tilde{\pi}_j^{(n)} \mathbb{E}[\Phi(G_n^{(j),*})] \rightarrow \sum_{j=0}^J \tilde{\pi}_j \Phi(w_j^*) = \mathbb{E}[\Phi(W^*)].$$

Convergence of expectations for all bounded continuous Φ is exactly convergence in distribution of G_n to W^* in the topology induced by the cut metric and its bounded continuous functionals. \square

Proof of Theorem 6.2

Proof. By expanding the square,

$$R(\beta) = \mathbb{E}[w_*^2(U_1, U_2)] - 2\beta^\top c + \beta^\top G\beta.$$

The first term does not depend on β , so $R(\beta)$ is a strictly convex quadratic function of β as soon as G is positive definite.

For any $\beta \in \mathbb{R}^{J+1}$,

$$\beta^\top G\beta = \mathbb{E}\{(\beta^\top F(U_1, U_2))^2\},$$

so $\beta^\top G\beta = 0$ implies $\beta^\top F(U_1, U_2) = 0$ almost surely. By linear independence of $\{1, w_1, \dots, w_J\}$ in $L^2([0, 1]^2)$, this implies $\beta = 0$. Thus G is positive definite.

Differentiating $R(\beta)$ with respect to β yields

$$\nabla R(\beta) = -2c + 2G\beta.$$

The unique critical point is therefore the solution of $G\beta^* = c$, namely $\beta^* = G^{-1}c$. Strict convexity implies that β^* is the unique minimiser.

The projection interpretation follows from the standard Hilbert–space geometry: $L^2([0, 1]^2)$ is a Hilbert space with inner product $\langle f, g \rangle = \mathbb{E}[f(U_1, U_2)g(U_1, U_2)]$. The subspace $\mathcal{H} = \text{span}\{1, w_1, \dots, w_J\}$ is finite-dimensional, and w_{BPS} is the unique element of \mathcal{H} such that $w_* - w_{\text{BPS}}$ is orthogonal to \mathcal{H} . This is exactly the condition $G\beta^* = c$ derived above. \square

Proof of Corollary 6.4

Proof. Conditional on (U_i) , $L_n(\beta)$ is the empirical average over unordered pairs (i, j) of $(q_{ij}^* - q_{ij}(\beta))^2$. Taking expectation over (U_i) yields

$$\mathbb{E}\{L_n(\beta)\} = \mathbb{E}\left[\frac{2}{n(n-1)} \sum_{i < j} \{w_*(U_i, U_j) - w_\beta(U_i, U_j)\}^2\right] = R(\beta),$$

since (U_i, U_j) is distributed as (U_1, U_2) for each $i < j$.

The almost-sure convergence follows from a strong law of large numbers for U -statistics. Indeed, $L_n(\beta)$ is a symmetric U -statistic of order 2 with kernel $h_\beta(u, v) = \{w_*(u, v) - w_\beta(u, v)\}^2$, which is square-integrable. By Hoeffding's strong law for U -statistics, $L_n(\beta) \rightarrow \mathbb{E}[h_\beta(U_1, U_2)] = R(\beta)$ almost surely as $n \rightarrow \infty$. \square

A technical inverse-Gram bound

Lemma A.4 (Inverse-Gram bound). *Under Assumption 7.3, there exists $K < \infty$, depending only on J, B and $\lambda_{\min}(G)$, such that*

$$\sup_{m \geq 1} \mathbb{E}[\|\hat{G}_m^{-1}\|_{\text{op}}^2] \leq K,$$

where $\hat{G}_m = \frac{1}{m} \sum_{s=1}^m F(X_s)F(X_s)^\top$.

Proof. We give a standard argument based on matrix concentration and an inverse-eigenvalue integration bound (see, e.g., Vershynin, *High-Dimensional Probability*, Theorem 5.39 and Lemma 5.41).

By Assumption 7.3(b), $\|F(X)\|_2 \leq B$ a.s., hence each summand $F(X_s)F(X_s)^\top$ has operator norm at most B^2 . Standard matrix Bernstein/Hoeffding bounds for sample covariance matrices of bounded random vectors imply: for any $t \in (0, \lambda_{\min}(G))$,

$$\mathbb{P}(\|\hat{G}_m - G\|_{\text{op}} \geq t) \leq C_1 \exp\left(-C_2 m \frac{t^2}{B^4}\right),$$

for constants $C_1, C_2 > 0$ depending only on the dimension $d = J + 1$.

Taking $t = \lambda_{\min}(G)/2$ yields

$$\mathbb{P}\left(\lambda_{\min}(\hat{G}_m) \leq \frac{\lambda_{\min}(G)}{2}\right) \leq \mathbb{P}\left(\|\hat{G}_m - G\|_{\text{op}} \geq \frac{\lambda_{\min}(G)}{2}\right) \leq C_1 \exp(-cm),$$

for some $c > 0$ depending only on $J, B, \lambda_{\min}(G)$.

On the event $\{\lambda_{\min}(\hat{G}_m) \geq \lambda_{\min}(G)/2\}$ we have

$$\|\hat{G}_m^{-1}\|_{\text{op}}^2 = \lambda_{\min}(\hat{G}_m)^{-2} \leq \left(\frac{2}{\lambda_{\min}(G)}\right)^2.$$

On the complement, $\lambda_{\min}(\hat{G}_m)^{-2}$ may be large but the event probability decays exponentially in m . A standard inverse-moment integration argument (e.g. Vershynin, Lemma 5.41) yields that $\sup_m \mathbb{E}[\lambda_{\min}(\hat{G}_m)^{-2}] < \infty$, hence

$$\sup_{m \geq 1} \mathbb{E}[\|\hat{G}_m^{-1}\|_{\text{op}}^2] = \sup_{m \geq 1} \mathbb{E}[\lambda_{\min}(\hat{G}_m)^{-2}] \leq K$$

for some finite K depending only on $J, B, \lambda_{\min}(G)$. □

Proof of Theorem 7.4

Proof. Write $\varepsilon_s = Y_s - w_*(X_s)$. By Assumption 7.1, $\mathbb{E}[\varepsilon_s \mid X_s] = 0$ and $|\varepsilon_s| \leq 1$ almost surely, so $\mathbb{E}[\varepsilon_s^2 \mid X_s] \leq 1$ and $\mathbb{E}[\varepsilon_s^2] \leq 1$.

As in Theorem 6.2, let $F(X) = (1, w_1(X), \dots, w_J(X))^\top$,

$$G = \mathbb{E}[F(X)F(X)^\top], \quad h = \mathbb{E}[F(X)Y],$$

and note that $w_*(x, y) = \beta^{*\top} F(x, y)$ for a unique β^* , so

$$h = \mathbb{E}[F(X)Y] = \mathbb{E}[F(X)w_*(X)] = \mathbb{E}[F(X)F(X)^\top]\beta^* = G\beta^*,$$

hence $\beta^* = G^{-1}h$.

Define the empirical quantities

$$\hat{G}_m = \frac{1}{m} \sum_{s=1}^m F(X_s)F(X_s)^\top, \quad \hat{h}_m = \frac{1}{m} \sum_{s=1}^m F(X_s)Y_s.$$

Then

$$\begin{aligned} \hat{h}_m &= \frac{1}{m} \sum_{s=1}^m F(X_s)Y_s \\ &= \frac{1}{m} \sum_{s=1}^m F(X_s)w_*(X_s) + \frac{1}{m} \sum_{s=1}^m F(X_s)\varepsilon_s \\ &=: \hat{G}_m\beta^* + \Delta_m, \end{aligned}$$

where

$$\Delta_m := \frac{1}{m} \sum_{s=1}^m F(X_s)\varepsilon_s.$$

The LS estimator is

$$\hat{\beta}_m = \hat{G}_m^{-1}\hat{h}_m = \hat{G}_m^{-1}\hat{G}_m\beta^* + \hat{G}_m^{-1}\Delta_m = \beta^* + \hat{G}_m^{-1}\Delta_m,$$

so

$$\hat{\beta}_m - \beta^* = \hat{G}_m^{-1}\Delta_m.$$

Step 1: almost sure convergence. By the strong law of large numbers and Assumption 7.3(b),

$$\hat{G}_m = \frac{1}{m} \sum_{s=1}^m F(X_s)F(X_s)^\top \xrightarrow{a.s.} G, \quad \Delta_m = \frac{1}{m} \sum_{s=1}^m F(X_s)\varepsilon_s \xrightarrow{a.s.} 0.$$

Since G is positive definite, all its eigenvalues are strictly positive. Positive definiteness is an open property, so for almost every sample path there exists a random $m_0(\omega)$ such that $\hat{G}_m(\omega)$ is positive definite for all $m \geq m_0(\omega)$, and $\hat{G}_m^{-1} \rightarrow G^{-1}$ almost surely. Therefore

$$\hat{\beta}_m - \beta^* = \hat{G}_m^{-1}\Delta_m \xrightarrow{a.s.} 0,$$

which proves $\hat{\beta}_m \xrightarrow{a.s.} \beta^*$.

For the graphon L^2 error, recall that

$$\|\hat{w}_m - w_\star\|_2^2 = \mathbb{E}[(\hat{\beta}_m - \beta^\star)^\top F(X)F(X)^\top (\hat{\beta}_m - \beta^\star)] = (\hat{\beta}_m - \beta^\star)^\top G(\hat{\beta}_m - \beta^\star),$$

where the expectation is over an independent copy of X . By continuity of the quadratic form, this converges almost surely to 0 as $m \rightarrow \infty$. Thus $\|\hat{w}_m - w_\star\|_2 \rightarrow 0$ almost surely, and hence in probability, proving part (i).

Step 2: $1/m$ rate for the mean L^2 error. We now bound

$$\mathbb{E}[\|\hat{w}_m - w_\star\|_2^2] = \mathbb{E}[(\hat{\beta}_m - \beta^\star)^\top G(\hat{\beta}_m - \beta^\star)].$$

Condition on the design variables X_1, \dots, X_m . Write $F_s := F(X_s)$ and $\sigma_s^2 := \mathbb{E}[\varepsilon_s^2 \mid X_s]$. Then

$$\hat{\beta}_m - \beta^\star = \hat{G}_m^{-1} \left(\frac{1}{m} \sum_{s=1}^m F_s \varepsilon_s \right),$$

and, conditional on (X_s) , the errors ε_s are independent with mean 0 and variances $\sigma_s^2 \leq 1$. Hence

$$\mathbb{E}[\hat{\beta}_m - \beta^\star \mid X_1, \dots, X_m] = 0$$

and

$$\begin{aligned} \text{Cov}(\hat{\beta}_m - \beta^\star \mid X_1, \dots, X_m) &= \hat{G}_m^{-1} \text{Cov}\left(\frac{1}{m} \sum_{s=1}^m F_s \varepsilon_s \mid X_1, \dots, X_m\right) \hat{G}_m^{-1} \\ &= \hat{G}_m^{-1} \left(\frac{1}{m^2} \sum_{s=1}^m \sigma_s^2 F_s F_s^\top \right) \hat{G}_m^{-1}. \end{aligned}$$

Since $\sigma_s^2 \leq 1$ and $F_s F_s^\top$ are positive semidefinite,

$$\frac{1}{m^2} \sum_{s=1}^m \sigma_s^2 F_s F_s^\top \preceq \frac{1}{m^2} \sum_{s=1}^m F_s F_s^\top = \frac{1}{m} \hat{G}_m,$$

so in the Loewner order

$$\text{Cov}(\hat{\beta}_m - \beta^\star \mid X_1, \dots, X_m) \preceq \frac{1}{m} \hat{G}_m^{-1} \hat{G}_m \hat{G}_m^{-1} = \frac{1}{m} \hat{G}_m^{-1}.$$

The conditional L^2 risk can be written as

$$\mathbb{E}[\|\hat{w}_m - w_\star\|_2^2 \mid X_1, \dots, X_m] = \mathbb{E}[(\hat{\beta}_m - \beta^\star)^\top G(\hat{\beta}_m - \beta^\star) \mid X_1, \dots, X_m] = \text{tr}(G \text{Cov}(\hat{\beta}_m - \beta^\star \mid X_1, \dots, X_m)),$$

because the conditional mean of $\hat{\beta}_m - \beta^\star$ is 0. Using the matrix inequality above,

$$\mathbb{E}[\|\hat{w}_m - w_\star\|_2^2 \mid X_1, \dots, X_m] \leq \frac{1}{m} \text{tr}(G \hat{G}_m^{-1}).$$

Taking expectations over (X_s) gives

$$\mathbb{E}[\|\hat{w}_m - w_\star\|_2^2] \leq \frac{1}{m} \mathbb{E}[\text{tr}(G \hat{G}_m^{-1})].$$

It remains to bound $\mathbb{E}[\text{tr}(G \hat{G}_m^{-1})]$ by a finite constant that depends only on J , B and $\lambda_{\min}(G)$ (and $\lambda_{\max}(G)$, which is itself bounded in terms of B and J). Note that

$$\text{tr}(G \hat{G}_m^{-1}) \leq \lambda_{\max}(G) \text{tr}(\hat{G}_m^{-1}) \leq \lambda_{\max}(G) (J+1) \lambda_{\min}(\hat{G}_m)^{-1}.$$

By Assumption 7.3(b), the vectors $F(X_s)$ are almost surely bounded, so the matrices $F(X_s)F(X_s)^\top$ have spectral norm at most B^2 . Standard matrix Bernstein/Hoeffding inequalities for sample covariance matrices of bounded random vectors (see, e.g., Vershynin, *High-Dimensional Probability*, Theorem 5.39) imply that, for any $t \in (0, \lambda_{\min}(G))$,

$$\mathbb{P}(\|\hat{G}_m - G\|_{\text{op}} \geq t) \leq C_1 \exp\left(-C_2 m \frac{t^2}{B^4}\right),$$

for constants $C_1, C_2 > 0$ depending only on J . In particular, taking $t = \lambda_{\min}(G)/2$ gives

$$\mathbb{P}\left(\lambda_{\min}(\hat{G}_m) \leq \frac{\lambda_{\min}(G)}{2}\right) \leq C_1 \exp(-cm),$$

for some $c > 0$. On the complementary event we have $\lambda_{\min}(\hat{G}_m) \geq \lambda_{\min}(G)/2$, hence $\lambda_{\min}(\hat{G}_m)^{-1} \leq 2/\lambda_{\min}(G)$.

A standard integration argument using this exponential tail bound (see, e.g., Lemma 5.41 in Vershynin, *op. cit.*) yields that for any fixed $q < \infty$ there is a finite constant K_q , depending only on J, B and $\lambda_{\min}(G)$, such that

$$\sup_{m \geq 1} \mathbb{E}[\lambda_{\min}(\hat{G}_m)^{-q}] \leq K_q.$$

In particular,

$$\sup_{m \geq 1} \mathbb{E}[\lambda_{\min}(\hat{G}_m)^{-1}] \leq K_1 < \infty.$$

Combining the displays, we obtain

$$\mathbb{E}[\text{tr}(G\hat{G}_m^{-1})] \leq \lambda_{\max}(G)(J+1) \mathbb{E}[\lambda_{\min}(\hat{G}_m)^{-1}] \leq \lambda_{\max}(G)(J+1)K_1 =: C_0,$$

with $C_0 < \infty$ depending only on J, B and $\lambda_{\min}(G)$. Therefore

$$\mathbb{E}[\|\hat{w}_m - w_\star\|_2^2] \leq \frac{C_0}{m}.$$

Finally, enlarging C_0 if necessary to handle finitely many small values of m (for which \hat{G}_m is still invertible by Definition 7.2), we obtain a constant $C < \infty$ such that

$$\mathbb{E}[\|\hat{w}_m - w_\star\|_2^2] \leq \frac{C}{m} \quad \text{for all } m \geq 1,$$

which proves part (ii). □

Proof of Theorem 7.5

Proof. By Theorem 7.4(ii) there exists $C_0 < \infty$, depending only on J, B and $\lambda_{\min}(G)$, such that for every $w_\star \in \mathcal{H}$ (and hence in particular for every $w_\star \in \mathcal{H}(R)$),

$$\mathbb{E}_{w_\star}[\|\hat{w}_m - w_\star\|_2^2] \leq \frac{C_0}{m}.$$

Since $d = J + 1$, we can rewrite this as

$$\mathbb{E}_{w_\star}[\|\hat{w}_m - w_\star\|_2^2] \leq \frac{Cd}{m}$$

for a possibly larger constant $C < \infty$ depending only on J, B and $\lambda_{\min}(G)$. This yields the desired upper bound.

We use Fano's method, with a packing centred at the constant $1/2$ graphon and a sample-size dependent step size δ_m .

Step 1: Packing around $w \equiv 1/2$. Let $d = J + 1$ and let e_0, \dots, e_J denote the standard basis of \mathbb{R}^d . Set

$$\beta^{(0)} := \frac{1}{2}e_0 = (1/2, 0, \dots, 0)^\top, \quad w^{(0)} := w_{\beta^{(0)}} \equiv \frac{1}{2}.$$

For each $m \geq 1$ define

$$\delta_m^2 := \frac{c_0}{m},$$

where $c_0 > 0$ is a constant (to be specified shortly) that depends only on J and B . For any $v = (v_1, \dots, v_J) \in \{0, 1\}^J$ set

$$\beta_m^{(v)} := \beta^{(0)} + \delta_m \sum_{k=1}^J v_k e_k, \quad w_m^{(v)} := w_{\beta_m^{(v)}}.$$

By definition of F ,

$$w_m^{(v)}(x, y) = \beta_m^{(v)\top} F(x, y) = \frac{1}{2} + \delta_m \sum_{k=1}^J v_k w_k(x, y).$$

By Assumption 7.3(b) we have $\|F(X)\|_2 \leq B$ almost surely, so each component of F is bounded in absolute value by B , and hence

$$|w_k(x, y)| \leq B \quad \text{for all } (x, y) \in [0, 1]^2, \quad k = 1, \dots, J$$

(up to a null set, which is irrelevant for L^2 considerations).

Thus, for every (x, y) and every v ,

$$|w_m^{(v)}(x, y) - \frac{1}{2}| \leq \delta_m \sum_{k=1}^J v_k |w_k(x, y)| \leq \delta_m JB.$$

The largest value of δ_m occurs at $m = 1$, so

$$\delta_m JB \leq \delta_1 JB = \sqrt{c_0} JB \quad \text{for all } m \geq 1.$$

Similarly,

$$\|\beta_m^{(v)}\|_2 \leq \|\beta^{(0)}\|_2 + \delta_m \sqrt{\sum_{k=1}^J v_k^2} \leq \frac{1}{2} + \sqrt{c_0} \sqrt{J}.$$

Now choose

$$c_1 := \frac{1}{16J^2 B^2}, \quad c_2 := \frac{\log 2}{256B^2}, \quad c_3 := \frac{1}{4J},$$

and set

$$c_0 := \min\{c_1, c_2, c_3\}.$$

Then:

1. From $c_0 \leq c_1$ we get $\sqrt{c_0} JB \leq 1/4$, hence

$$\frac{1}{4} \leq w_m^{(v)}(x, y) \leq \frac{3}{4} \quad \text{for all } m, v, (x, y).$$

So every $w_m^{(v)}$ is a valid graphon with edge probabilities uniformly bounded away from 0 and 1.

2. From $c_0 \leq c_3$ we get $\sqrt{c_0}\sqrt{J} \leq 1/2$, hence $\|\beta_m^{(v)}\|_2 \leq 1$ for all m, v . Since we assume $R \geq 1$, this implies $\beta_m^{(v)} \in \mathcal{B}(R)$ and $w_m^{(v)} \in \mathcal{H}(R)$ for all m, v .

By the Varshamov–Gilbert bound, there exists a subset $\mathcal{V} \subset \{0, 1\}^J$ with cardinality

$$M := |\mathcal{V}| \geq 2^{J/8},$$

such that for any distinct $v, v' \in \mathcal{V}$ the Hamming distance satisfies

$$\text{Ham}(v, v') \geq J/8.$$

Step 2: Separation in L^2 norm. For $v, v' \in \mathcal{V}$,

$$\beta_m^{(v)} - \beta_m^{(v')} = \delta_m \sum_{k=1}^J (v_k - v'_k) e_k,$$

so

$$\|\beta_m^{(v)} - \beta_m^{(v')}\|_2^2 = \delta_m^2 \sum_{k=1}^J (v_k - v'_k)^2 = \delta_m^2 \text{Ham}(v, v') \geq \delta_m^2 \frac{J}{8}.$$

Since

$$\|w_m^{(v)} - w_m^{(v')}\|_2^2 = (\beta_m^{(v)} - \beta_m^{(v')})^\top G (\beta_m^{(v)} - \beta_m^{(v')}),$$

Assumption 7.3(a) gives

$$\|w_m^{(v)} - w_m^{(v')}\|_2^2 \geq \lambda_{\min}(G) \|\beta_m^{(v)} - \beta_m^{(v')}\|_2^2 \geq \lambda_{\min}(G) \frac{J}{8} \delta_m^2.$$

Define

$$\alpha_m^2 := \frac{\lambda_{\min}(G)}{8} J \delta_m^2 = \frac{\lambda_{\min}(G)}{8} J \frac{c_0}{m}.$$

Then the M graphons $\{w_m^{(v)} : v \in \mathcal{V}\}$ form an L^2 -packing of radius at least α_m .

For each $v \in \mathcal{V}$ let \mathbb{P}_v denote the joint law of $(X_s, Y_s)_{s=1}^m$ under the graphon $w_\star = w_m^{(v)}$. Because the samples are i.i.d.,

$$\text{KL}(\mathbb{P}_v \| \mathbb{P}_0) = m \text{KL}(\mathcal{L}(X, Y \mid w_m^{(v)}) \| \mathcal{L}(X, Y \mid w_m^{(0)})).$$

Conditioning on X , under $w_m^{(v)}$ we have $Y \mid X \sim \text{Bernoulli}(w_m^{(v)}(X))$ and under $w_m^{(0)}$, $Y \mid X \sim \text{Bernoulli}(1/2)$.

Thus

$$\text{KL}(\mathbb{P}_v \| \mathbb{P}_0) = m \mathbb{E} \left[\text{KL}(\text{Bern}(w_m^{(v)}(X)) \| \text{Bern}(\frac{1}{2})) \right].$$

For Bernoulli distributions it is standard that for any $p \in [0, 1]$,

$$\text{KL}(\text{Bern}(p) \| \text{Bern}(\frac{1}{2})) \leq 4(p - \frac{1}{2})^2.$$

Applying this with $p = w_m^{(v)}(X)$ yields

$$\text{KL}(\mathbb{P}_v \| \mathbb{P}_0) \leq 4m \mathbb{E}[(w_m^{(v)}(X) - \frac{1}{2})^2] = 4m \|w_m^{(v)} - w_m^{(0)}\|_2^2.$$

Using again Assumption 7.3,

$$\lambda_{\max}(G) \leq \text{tr}(G) = \mathbb{E}[\|F(X)\|_2^2] \leq B^2,$$

so

$$\|w_m^{(v)} - w_m^{(0)}\|_2^2 \leq \lambda_{\max}(G) \|\beta_m^{(v)} - \beta^{(0)}\|_2^2 \leq B^2 \|\beta_m^{(v)} - \beta^{(0)}\|_2^2.$$

Moreover,

$$\|\beta_m^{(v)} - \beta^{(0)}\|_2^2 = \delta_m^2 \sum_{k=1}^J v_k^2 \leq \delta_m^2 J = \frac{c_0 J}{m}.$$

Combining the last three displays,

$$\text{KL}(\mathbb{P}_v \| \mathbb{P}_0) \leq 4mB^2 \frac{c_0 J}{m} = 4B^2 J c_0,$$

independently of m and v .

By our choice $c_0 \leq c_2 = \log 2 / (256B^2)$ and the bound $M \geq 2^{J/8}$ (Varshamov–Gilbert), we have

$$\frac{1}{M} \sum_{v \in \mathcal{V}} \text{KL}(\mathbb{P}_v \| \mathbb{P}_0) \leq 4B^2 J c_0 \leq \frac{1}{8} \log M.$$

Step 4: Fano's inequality and conclusion. Let V be uniform on \mathcal{V} and let \hat{V} be any estimator of V based on the data. Fano's inequality (e.g. Tsybakov, 2009, Thm. 2.5) gives

$$\mathbb{P}(\hat{V} \neq V) \geq 1 - \frac{\frac{1}{M} \sum_{v \in \mathcal{V}} \text{KL}(\mathbb{P}_v \| \mathbb{P}_0) + \log 2}{\log M}.$$

Since $\frac{1}{M} \sum_v \text{KL}(\mathbb{P}_v \| \mathbb{P}_0) \leq \frac{1}{8} \log M$ and $\log M \rightarrow \infty$ as J grows, there exists a numerical constant $p_0 \in (0, 1)$ (for instance $p_0 = 1/4$ for all sufficiently large J , and a slightly smaller p_0 for the finitely many small J) such that, after possibly decreasing c_0 further,

$$\mathbb{P}(\hat{V} \neq V) \geq p_0$$

for all m sufficiently large. (Any further decrease of c_0 only shrinks the packing radius by a fixed constant factor and does not affect the $1/m$ rate.)

For any estimator \tilde{w}_m taking values in $\{w_m^{(v)} : v \in \mathcal{V}\}$ we have $\tilde{w}_m = w_m^{(\hat{V})}$ for some estimator \hat{V} , and whenever $\hat{V} \neq V$ we have $\|\tilde{w}_m - w_m^{(V)}\|_2^2 \geq \alpha_m^2$ by Step 2. Hence

$$\mathbb{E}[\|\tilde{w}_m - w_m^{(V)}\|_2^2] \geq \alpha_m^2 \mathbb{P}(\hat{V} \neq V) \geq p_0 \alpha_m^2 = p_0 \frac{\lambda_{\min}(G)}{8} J \frac{c_0}{m},$$

where the expectation is over the randomness of V and the data.

Since

$$\sup_{w_\star \in \mathcal{H}(R)} \mathbb{E}_{w_\star} [\|\tilde{w}_m - w_\star\|_2^2] \geq \frac{1}{M} \sum_{v \in \mathcal{V}} \mathbb{E}_{w_m^{(v)}} [\|\tilde{w}_m - w_m^{(v)}\|_2^2],$$

we conclude that for every estimator \tilde{w}_m ,

$$\sup_{w_\star \in \mathcal{H}(R)} \mathbb{E}_{w_\star} [\|\tilde{w}_m - w_\star\|_2^2] \geq p_0 \frac{\lambda_{\min}(G)}{8} J \frac{c_0}{m} =: \frac{c' J}{m}.$$

Recalling that $d = J + 1$ and $J \asymp d$, we may rewrite this as

$$\sup_{w_\star \in \mathcal{H}(R)} \mathbb{E}_{w_\star} [\|\tilde{w}_m - w_\star\|_2^2] \geq \frac{cd}{m}$$

for some $c > 0$ depending only on J , B and $\lambda_{\min}(G)$. Taking the infimum over \tilde{w}_m yields $\mathcal{R}_m^\star \geq cd/m$, which proves part (ii). \square

Remark A.5 (Full remark for Theorem 7.5). *Theorem 7.5 shows that, within the convex hull (and linear span) of the agent graphons \mathcal{H} (viewed as a d -dimensional linear space), the LS graphon BPS estimator is optimally efficient in L^2 risk up to a constant factor. In particular, there is no other estimator that can uniformly improve the order d/m of the worst-case L^2 risk over $\mathcal{H}(R)$.*

Proof of Theorem 7.7

Proof. Write $F_s := F(X_s)$ and Y_s for the responses. As in Definition 7.2, let

$$\hat{G}_m := \frac{1}{m} \sum_{s=1}^m F_s F_s^\top, \quad \hat{h}_m := \frac{1}{m} \sum_{s=1}^m F_s Y_s,$$

so that $\hat{\beta}_m = \hat{G}_m^{-1} \hat{h}_m$.

By definition of w° ,

$$w^\circ(x, y) = \beta^{\circ\top} F(x, y), \quad \beta^\circ = G^{-1} h_\star, \quad h_\star = \mathbb{E}[F(X)w_\star(X)].$$

Define the residuals relative to w° by

$$r_s := Y_s - w^\circ(X_s) = Y_s - \beta^{\circ\top} F_s, \quad Z_s := F_s r_s,$$

and set

$$\Delta_m := \frac{1}{m} \sum_{s=1}^m Z_s = \frac{1}{m} \sum_{s=1}^m F_s (Y_s - \beta^{\circ\top} F_s).$$

Then

$$\hat{h}_m = \frac{1}{m} \sum_{s=1}^m F_s Y_s = \frac{1}{m} \sum_{s=1}^m F_s \beta^{\circ\top} F_s + \frac{1}{m} \sum_{s=1}^m Z_s = \hat{G}_m \beta^\circ + \Delta_m,$$

and hence

$$\hat{\beta}_m = \hat{G}_m^{-1} \hat{h}_m = \beta^\circ + \hat{G}_m^{-1} \Delta_m, \quad \hat{\beta}_m - \beta^\circ = \hat{G}_m^{-1} \Delta_m.$$

We now bound $\mathbb{E}\|\hat{\beta}_m - \beta^\circ\|_2^2$. First, by Assumption 7.3(b), $\|F_s\|_2 \leq B$ almost surely. Moreover,

$$\|h_\star\|_2 = \|\mathbb{E}[F(X)w_\star(X)]\|_2 \leq \mathbb{E}[\|F(X)\| \|w_\star(X)\|] \leq B \|w_\star\|_2 \leq B,$$

since $0 \leq w_\star \leq 1$ implies $\|w_\star\|_2 \leq 1$. Thus

$$\|\beta^\circ\|_2 \leq \|G^{-1}\|_{\text{op}} \|h_\star\|_2 \leq \lambda_{\min}(G)^{-1} B,$$

and for all (x, y) ,

$$|w^\circ(x, y)| = |\beta^{\circ\top} F(x, y)| \leq \|\beta^\circ\|_2 \|F(x, y)\|_2 \leq \lambda_{\min}(G)^{-1} B^2.$$

Since $Y_s \in [0, 1]$, this yields the uniform bound

$$|r_s| = |Y_s - w^\circ(X_s)| \leq 1 + \lambda_{\min}(G)^{-1} B^2 =: L < \infty.$$

Consequently $\|Z_s\|_2 \leq BL$ and $\|Z_s\|_2^2 \leq B^2 L^2$ almost surely.

By independence of the samples,

$$\mathbb{E}[\|\Delta_m\|_2^2] = \mathbb{E}\left\|\frac{1}{m} \sum_{s=1}^m Z_s\right\|_2^2 \leq \frac{1}{m^2} \sum_{s=1}^m \mathbb{E}\|Z_s\|_2^2 \leq \frac{B^2 L^2}{m}.$$

Next, by the inverse-Gram bound (Lemma A.4), there exists $K < \infty$, depending only on J , B and $\lambda_{\min}(G)$, such that

$$\sup_{m \geq 1} \mathbb{E}[\|\hat{G}_m^{-1}\|_{\text{op}}^2] \leq K.$$

Combining this with the previous display yields

$$\mathbb{E}\|\hat{\beta}_m - \beta^\circ\|_2^2 = \mathbb{E}[\|\hat{G}_m^{-1}\Delta_m\|_2^2] \leq \mathbb{E}[\|\hat{G}_m^{-1}\|_{\text{op}}^2\|\Delta_m\|_2^2] \leq \frac{C'}{m},$$

for some $C' < \infty$ depending only on J , B and $\lambda_{\min}(G)$.

Finally,

$$\|\hat{w}_m - w^\circ\|_2^2 = \mathbb{E}[(\hat{\beta}_m - \beta^\circ)^\top F(X)F(X)^\top(\hat{\beta}_m - \beta^\circ)] = (\hat{\beta}_m - \beta^\circ)^\top G(\hat{\beta}_m - \beta^\circ),$$

where the expectation is over an independent copy of X . By the eigenvalue bound for positive definite matrices,

$$\|\hat{w}_m - w^\circ\|_2^2 \leq \lambda_{\max}(G) \|\hat{\beta}_m - \beta^\circ\|_2^2,$$

so

$$\mathbb{E}\|\hat{w}_m - w^\circ\|_2^2 \leq \lambda_{\max}(G) \mathbb{E}\|\hat{\beta}_m - \beta^\circ\|_2^2 \leq \frac{Cd}{m},$$

after adjusting constants and recalling that $d = J + 1$. \square

Proof of Theorem 7.8

Proof. Fix any $\beta^\circ \in \mathcal{B}(R)$ and write $w^\circ = w_{\beta^\circ}$. By the inequality $\|a + b\|_2^2 \leq 2\|a\|_2^2 + 2\|b\|_2^2$ applied with $a = \hat{w}_m - w^\circ$ and $b = w^\circ - w_\star$, we have

$$\|\hat{w}_m - w_\star\|_2^2 \leq 2\|\hat{w}_m - w^\circ\|_2^2 + 2\|w^\circ - w_\star\|_2^2.$$

Taking expectations with respect to the joint law induced by w_\star gives

$$\mathbb{E}_{w_\star}[\|\hat{w}_m - w_\star\|_2^2] \leq 2\mathbb{E}_{w_\star}[\|\hat{w}_m - w^\circ\|_2^2] + 2\|w^\circ - w_\star\|_2^2.$$

Now choose β° to be the L^2 projection of w_\star onto $\mathcal{H}(R)$, so that w° is the closest element of $\mathcal{H}(R)$ to w_\star in L^2 . By Theorem 7.7, applied with this w_\star and w° , there exists $C_0 < \infty$ depending only on $J, B, \lambda_{\min}(G)$ such that

$$\mathbb{E}_{w_\star}[\|\hat{w}_m - w^\circ\|_2^2] \leq \frac{C_0 d}{m} \quad \text{for all } m.$$

Hence

$$\mathbb{E}_{w_\star}[\|\hat{w}_m - w_\star\|_2^2] \leq \frac{2C_0 d}{m} + 2\|w^\circ - w_\star\|_2^2.$$

By definition of w° as the L^2 projection,

$$\|w^\circ - w_\star\|_2^2 = \inf_{\beta \in \mathcal{B}(R)} \|w_\star - w_\beta\|_2^2,$$

so

$$\mathbb{E}_{w_\star}[\|\hat{w}_m - w_\star\|_2^2] \leq 2 \inf_{\beta \in \mathcal{B}(R)} \|w_\star - w_\beta\|_2^2 + \frac{2C_0 d}{m}.$$

Renaming $2C_0$ as C yields the claimed oracle inequality. \square

Remark A.6 (Full remark for Theorem 7.8). *Theorem 7.8 exhibits LS graphon-BPS as an efficient aggregator: it pays the optimal d/m variance cost for estimating the best combination β° and then automatically adapts to the unknown bias $\inf_\beta \|w_\star - w_\beta\|_2^2$. If the convex hull of the agents approximates the true graphon well, LS graphon-BPS inherits this approximation advantage without knowing a priori which combination of agents is best.*

Proof of Theorem 7.10

Proof. Because $J \geq 2$ and the w_j are distinct, the finite set $\{w_1, \dots, w_J\}$ cannot be dense in the convex hull $\mathcal{W}_{\text{conv}}$. Thus there exists $w_\star \in \mathcal{W}_{\text{conv}}$ such that

$$\delta := \min_{1 \leq j \leq J} \|w_\star - w_j\|_2 > 0.$$

Let this w_\star be fixed and consider any model selection estimator $\hat{w}_m^{\text{sel}} = w_{\hat{J}_m}$. Under w_\star , the random index \hat{J}_m takes values in $\{1, \dots, J\}$. Therefore

$$\begin{aligned} \mathbb{E}_{w_\star} [\|\hat{w}_m^{\text{sel}} - w_\star\|_2^2] &= \mathbb{E}_{w_\star} [\|w_{\hat{J}_m} - w_\star\|_2^2] \\ &= \sum_{j=1}^J \Pr_{w_\star}(\hat{J}_m = j) \|w_j - w_\star\|_2^2 \\ &\geq \min_{1 \leq j \leq J} \|w_j - w_\star\|_2^2 = \delta^2. \end{aligned}$$

This bound holds for each m , so $\sup_m \mathbb{E}_{w_\star} \|\hat{w}_m^{\text{sel}} - w_\star\|_2^2 \geq \delta^2$, proving (i).

For (ii), note that by definition $w_\star \in \mathcal{H}(R)$ for some finite radius R (since it is a convex combination of $\{w_j\}$ and hence lies in their span). Thus Theorem 7.5(i) applies at w_\star and yields

$$\mathbb{E}_{w_\star} [\|\hat{w}_m - w_\star\|_2^2] \leq \frac{Cd}{m}$$

for all m . This tends to 0 as $m \rightarrow \infty$, establishing consistency and minimax-rate optimality at w_\star . \square

Remark A.7 (Full remark for Theorem 7.10). *Theorem 7.10 provides a formal “combination beats all components” phenomenon: for some w_\star in the convex hull of the agents, every estimator that selects a single agent graphon—even in a data-dependent way—has a nonvanishing L^2 error, while LS graphon-BPS is essentially optimal. In particular, this rules out the possibility that clever data-dependent model selection among the agents can replace graphon-BPS aggregation when the true graphon genuinely mixes distinct structures (e.g. community structure and hubs).*

Proof of Corollary 7.11

Proof. Let

$$\mathcal{R}_m^\star := \inf_{\tilde{w}_m} \sup_{w_\star \in \mathcal{H}(R)} \mathbb{E}_{w_\star} [\|\tilde{w}_m - w_\star\|_2^2]$$

be the global minimax risk over all (measurable) estimators. Since the infimum on the left is taken over a larger class of estimators than $\mathcal{E}_{\mathcal{H}}$, we have

$$\mathcal{R}_m^\star \leq \inf_{\tilde{w}_m \in \mathcal{E}_{\mathcal{H}}} \sup_{w_\star \in \mathcal{H}(R)} \mathbb{E}_{w_\star} [\|\tilde{w}_m - w_\star\|_2^2].$$

On the other hand, because $\hat{w}_m \in \mathcal{E}_{\mathcal{H}}$,

$$\inf_{\tilde{w}_m \in \mathcal{E}_{\mathcal{H}}} \sup_{w_\star \in \mathcal{H}(R)} \mathbb{E}_{w_\star} [\|\tilde{w}_m - w_\star\|_2^2] \leq \sup_{w_\star \in \mathcal{H}(R)} \mathbb{E}_{w_\star} [\|\hat{w}_m - w_\star\|_2^2].$$

By Theorem 7.5, there exist constants $0 < c \leq C < \infty$ such that, for all sufficiently large m ,

$$c \frac{d}{m} \leq \mathcal{R}_m^\star \quad \text{and} \quad \sup_{w_\star \in \mathcal{H}(R)} \mathbb{E}_{w_\star} [\|\hat{w}_m - w_\star\|_2^2] \leq C \frac{d}{m}.$$

Combining these inequalities and relabelling the constants as $c_1 = c$ and $c_2 = C$ (up to harmless multiplicative adjustments) yields the claimed bounds. \square

Proof of Theorem 8.1

Proof. (a) For the edge density,

$$|e(w) - e(w')| = \left| \int_{[0,1]^2} (w - w') \right| \leq \int_{[0,1]^2} |w - w'| \leq \|w - w'\|_2,$$

by Cauchy–Schwarz on $[0, 1]^2$.

For the degree functions,

$$d_w(x) - d_{w'}(x) = \int_0^1 (w(x, y) - w'(x, y)) dy.$$

By Jensen's inequality,

$$(d_w(x) - d_{w'}(x))^2 \leq \int_0^1 (w(x, y) - w'(x, y))^2 dy.$$

Integrating in x gives

$$\|d_w - d_{w'}\|_2^2 \leq \int_0^1 \int_0^1 (w - w')^2(x, y) dy dx = \|w - w'\|_2^2.$$

(b) For triangles, let $\Delta = w - w'$. Using the algebraic identity

$$a_1 a_2 a_3 - b_1 b_2 b_3 = (a_1 - b_1) a_2 a_3 + b_1 (a_2 - b_2) a_3 + b_1 b_2 (a_3 - b_3),$$

with

$$a_1 = w(x, y), \quad a_2 = w(y, z), \quad a_3 = w(x, z), \quad b_1 = w'(x, y), \quad b_2 = w'(y, z), \quad b_3 = w'(x, z),$$

we obtain

$$\begin{aligned} t(w) - t(w') &= \int_{[0,1]^3} \left((w - w')(x, y) w(y, z) w(x, z) \right. \\ &\quad \left. + w'(x, y) (w - w')(y, z) w(x, z) \right. \\ &\quad \left. + w'(x, y) w'(y, z) (w - w')(x, z) \right) dx dy dz. \end{aligned}$$

Since $0 \leq w, w' \leq 1$, each multiplicative factor other than Δ has absolute value at most 1, so

$$\begin{aligned} |t(w) - t(w')| &\leq \int_{[0,1]^3} |\Delta(x, y)| dx dy dz + \int_{[0,1]^3} |\Delta(y, z)| dx dy dz \\ &\quad + \int_{[0,1]^3} |\Delta(x, z)| dx dy dz. \end{aligned}$$

Integrating out the extra coordinate in each term shows that each triple integral equals $\|\Delta\|_1$, and $\|\Delta\|_1 \leq \|\Delta\|_2$ on $[0, 1]^2$. Hence

$$|t(w) - t(w')| \leq 3\|\Delta\|_2 = 3\|w - w'\|_2.$$

For wedges,

$$s(w) = \int_0^1 d_w(x)^2 dx, \quad s(w') = \int_0^1 d_{w'}(x)^2 dx,$$

so

$$s(w) - s(w') = \int_0^1 (d_w - d_{w'})(d_w + d_{w'})(x) dx.$$

Because $0 \leq w, w' \leq 1$, we have $0 \leq d_w, d_{w'} \leq 1$ and thus $|d_w(x) + d_{w'}(x)| \leq 2$ for all x . Therefore

$$|s(w) - s(w')| \leq 2 \int_0^1 |d_w - d_{w'}|(x) dx \leq 2\|d_w - d_{w'}\|_2 \leq 2\|w - w'\|_2,$$

using part (a).

(c) Assume $s(w), s(w') \geq s_0 > 0$. Then

$$C(w) - C(w') = \frac{t(w) - t(w')}{s(w)} + t(w') \left(\frac{1}{s(w)} - \frac{1}{s(w')} \right),$$

whenever $s(w), s(w') > 0$. Since $0 \leq t(\cdot) \leq 1$,

$$\left| \frac{t(w) - t(w')}{s(w)} \right| \leq \frac{|t(w) - t(w')|}{s_0} \leq \frac{3}{s_0} \|w - w'\|_2,$$

by part (b). Moreover,

$$\left| \frac{1}{s(w)} - \frac{1}{s(w')} \right| = \frac{|s(w) - s(w')|}{s(w)s(w')} \leq \frac{|s(w) - s(w')|}{s_0^2} \leq \frac{2}{s_0^2} \|w - w'\|_2,$$

again by part (b). Combining these bounds gives

$$|C(w) - C(w')| \leq \frac{3}{s_0} \|w - w'\|_2 + \frac{2}{s_0^2} \|w - w'\|_2,$$

as claimed. \square

Remark A.8 (Full remark for Theorem 8.1). *Under the assumptions $w, w' : [0, 1]^2 \rightarrow [0, 1]$ and, in part (c), $s(w), s(w') \geq s_0 > 0$, every step of the proof is valid. The constants 1, 2, 3 arise from (i) the bound $0 \leq w, w' \leq 1$ and (ii) the fact that $[0, 1]^2$ has Lebesgue measure 1. For graphons bounded by some $M < \infty$ or for a domain of different measure, the same argument goes through with appropriately rescaled constants. The clustering bound necessarily becomes ill-conditioned when the wedge density is very small, which is reflected explicitly in the factors $1/s_0$ and $1/s_0^2$.*

Duplicate corollary and remark instance (kept for completeness)

Corollary A.9 (Graphon-level BPS error bounds (duplicate instance)). *Let w_{BPS} be the BPS graphon and w_\star the true graphon, and set $\Delta = \|w_\star - w_{\text{BPS}}\|_2$. If $s(w_{\text{BPS}}), s(w_\star) \geq s_0 > 0$, then*

$$|e(w_{\text{BPS}}) - e(w_\star)| \leq \Delta, \quad |C(w_{\text{BPS}}) - C(w_\star)| \leq \left(\frac{3}{s_0} + \frac{2}{s_0^2} \right) \Delta.$$

Remark A.10 (Duplicate instance). *Under the assumptions $w, w' : [0, 1]^2 \rightarrow [0, 1]$ and, in part (c), $s(w), s(w') \geq s_0 > 0$, every step of the proof is valid. The constants 1, 2, 3 arise from (i) the bound $0 \leq w, w' \leq 1$ and (ii) the fact that $[0, 1]^2$ has Lebesgue measure 1. For graphons bounded by some $M < \infty$ or for a domain of different measure, the same argument goes through with appropriately rescaled constants. The clustering bound necessarily becomes ill-conditioned when the wedge density is very small, which is reflected explicitly in the factors $1/s_0$ and $1/s_0^2$.*

Proof of Theorem 8.4

Proof. Throughout, we work on a single probability space on which the i.i.d. latent variables $(U_i)_{i \geq 1}$ are fixed once and for all; all graphs $G_n(w)$ are induced subgraphs on the first n vertices of the infinite array $(A_{ij}^{(w)})_{i < j}$.

We repeatedly use the following general pattern: for a given statistic $Z_n(w)$ built from the adjacency variables,

$$Z_n(w) = \tilde{Z}_n(w) + R_n(w),$$

where

- $\tilde{Z}_n(w)$ is a (symmetrised) U-statistic in the latent variables (U_i) only, whose kernel is the corresponding graphon expression (e.g. w , $w \cdot w \cdot w$); and
- $R_n(w)$ is an average of bounded, conditionally mean zero Bernoulli noises.

The U-statistic part converges almost surely to the graphon functional by the strong law for U-statistics; the noise part is shown to go to zero almost surely by a simple second-moment/Borel–Cantelli argument.

(i) LLNs.

Edge density and average degree. For a fixed graphon w define the empirical edge density

$$\hat{e}_n(w) := \frac{2}{n(n-1)} \sum_{1 \leq i < j \leq n} A_{ij}^{(w)} = \frac{\bar{D}_n(w)}{n-1}.$$

Decompose

$$A_{ij}^{(w)} = w(U_i, U_j) + \xi_{ij}^{(w)}, \quad \xi_{ij}^{(w)} := A_{ij}^{(w)} - w(U_i, U_j).$$

Then

$$\mathbb{E}[\xi_{ij}^{(w)} \mid (U_k)] = 0, \quad |\xi_{ij}^{(w)}| \leq 1,$$

and the $\xi_{ij}^{(w)}$ are conditionally independent given (U_k) . Hence

$$\hat{e}_n(w) = \tilde{e}_n(w) + R_n^{(e)}(w),$$

where

$$\tilde{e}_n(w) := \frac{2}{n(n-1)} \sum_{1 \leq i < j \leq n} w(U_i, U_j), \quad R_n^{(e)}(w) := \frac{2}{n(n-1)} \sum_{1 \leq i < j \leq n} \xi_{ij}^{(w)}.$$

Step 1: U-statistic part. $\tilde{e}_n(w)$ is a symmetric U-statistic of order 2 with kernel $h(u, v) = w(u, v)$. By the strong law of large numbers for U-statistics,

$$\tilde{e}_n(w) \xrightarrow{\text{a.s.}} \mathbb{E}[h(U_1, U_2)] = \mathbb{E}[w(U_1, U_2)] = e(w).$$

Step 2: noise part. Conditionally on (U_k) ,

$$\mathbb{E}[R_n^{(e)}(w) \mid (U_k)] = 0, \quad \text{Var}(R_n^{(e)}(w) \mid (U_k)) = \frac{4}{n^2(n-1)^2} \sum_{1 \leq i < j \leq n} \text{Var}(\xi_{ij}^{(w)} \mid (U_k)).$$

Since $\text{Var}(\xi_{ij}^{(w)} \mid (U_k)) \leq 1$,

$$\text{Var}(R_n^{(e)}(w) \mid (U_k)) \leq \frac{4}{n^2(n-1)^2} \binom{n}{2} \leq \frac{C}{n^2}$$

for some universal constant C . Thus

$$\mathbb{E}[(R_n^{(e)}(w))^2] \leq \frac{C}{n^2}.$$

By Chebyshev and Borel–Cantelli,

$$\sum_{n=1}^{\infty} \Pr(|R_n^{(e)}(w)| > \varepsilon) \leq \sum_{n=1}^{\infty} \frac{C}{\varepsilon^2 n^2} < \infty$$

for each fixed $\varepsilon > 0$, so $R_n^{(e)}(w) \rightarrow 0$ almost surely.

Combining the U-statistic and noise parts yields

$$\widehat{e}_n(w) \xrightarrow{\text{a.s.}} e(w),$$

that is, $\overline{D}_n(w)/(n-1) \xrightarrow{\text{a.s.}} e(w)$.

Triangle density. Let

$$T_n(w) := \binom{n}{3}^{-1} \sum_{1 \leq i < j < k \leq n} A_{ij}^{(w)} A_{jk}^{(w)} A_{ik}^{(w)}.$$

For $x, y, z \in [0, 1]$ define the kernel

$$h_\Delta(x, y, z) = w(x, y)w(y, z)w(x, z),$$

and write

$$A_{ij}^{(w)} A_{jk}^{(w)} A_{ik}^{(w)} = h_\Delta(U_i, U_j, U_k) + \eta_{ijk}^{(w)},$$

where

$$\eta_{ijk}^{(w)} := A_{ij}^{(w)} A_{jk}^{(w)} A_{ik}^{(w)} - h_\Delta(U_i, U_j, U_k).$$

Then

$$\mathbb{E}[\eta_{ijk}^{(w)} \mid (U_\ell)] = 0, \quad |\eta_{ijk}^{(w)}| \leq 1,$$

and, given (U_ℓ) , the variables $\eta_{ijk}^{(w)}$ are independent across triples (i, j, k) .

Decompose

$$T_n(w) = \tilde{T}_n(w) + R_n^{(\Delta)}(w),$$

where

$$\tilde{T}_n(w) := \binom{n}{3}^{-1} \sum_{1 \leq i < j < k \leq n} h_\Delta(U_i, U_j, U_k), \quad R_n^{(\Delta)}(w) := \binom{n}{3}^{-1} \sum_{1 \leq i < j < k \leq n} \eta_{ijk}^{(w)}.$$

U-statistic part. $\tilde{T}_n(w)$ is a symmetric U-statistic of order 3 with kernel h_Δ . Hence, by the strong law for U-statistics,

$$\tilde{T}_n(w) \xrightarrow{\text{a.s.}} \mathbb{E}[h_\Delta(U_1, U_2, U_3)] = t(w).$$

Noise part. Conditionally on (U_ℓ) ,

$$\mathbb{E}[R_n^{(\Delta)}(w) \mid (U_\ell)] = 0, \quad \text{Var}(R_n^{(\Delta)}(w) \mid (U_\ell)) = \binom{n}{3}^{-2} \sum_{1 \leq i < j < k \leq n} \text{Var}(\eta_{ijk}^{(w)} \mid (U_\ell)) \leq \binom{n}{3}^{-1}.$$

Thus

$$\mathbb{E}[(R_n^{(\Delta)}(w))^2] \leq \binom{n}{3}^{-1}.$$

Since $\sum_n \binom{n}{3}^{-1} < \infty$, Borel–Cantelli gives $R_n^{(\Delta)}(w) \rightarrow 0$ almost surely. Therefore $T_n(w) \rightarrow t(w)$ almost surely.

Wedge density. Recall that for a graph $G_n(w)$,

$$S_n(w) = \frac{1}{n(n-1)(n-2)} \sum_{i=1}^n D_i^{(w)} (D_i^{(w)} - 1)$$

counts connected triples (wedges) per ordered triple of distinct vertices.

For a triple $1 \leq i < j < k \leq n$ define

$$W_{ijk}^{(w)} := A_{ij}^{(w)} A_{ik}^{(w)} + A_{ji}^{(w)} A_{jk}^{(w)} + A_{ki}^{(w)} A_{kj}^{(w)}.$$

In an undirected graph $A_{ij}^{(w)} = A_{ji}^{(w)}$, so $W_{ijk}^{(w)}$ is the number of wedges whose three endpoints are $\{i, j, k\}$ (one for each possible centre). Then

$$S_n(w) = \frac{1}{n(n-1)(n-2)} \sum_{i \neq j, k} A_{ij}^{(w)} A_{ik}^{(w)} = \frac{1}{3 \binom{n}{3}} \sum_{1 \leq i < j < k \leq n} W_{ijk}^{(w)}.$$

Define the symmetric kernel

$$h_{\wedge}(x, y, z) := w(x, y)w(x, z) + w(y, x)w(y, z) + w(z, x)w(z, y),$$

and decompose

$$W_{ijk}^{(w)} = h_{\wedge}(U_i, U_j, U_k) + \zeta_{ijk}^{(w)},$$

where

$$\zeta_{ijk}^{(w)} := W_{ijk}^{(w)} - h_{\wedge}(U_i, U_j, U_k).$$

Again,

$$\mathbb{E}[\zeta_{ijk}^{(w)} \mid (U_{\ell})] = 0, \quad |\zeta_{ijk}^{(w)}| \leq 3,$$

and, conditional on (U_{ℓ}) , the $\zeta_{ijk}^{(w)}$ are independent across triples.

Thus

$$S_n(w) = \tilde{S}_n(w) + R_n^{(\wedge)}(w),$$

where

$$\tilde{S}_n(w) := \frac{1}{3 \binom{n}{3}} \sum_{i < j < k} h_{\wedge}(U_i, U_j, U_k), \quad R_n^{(\wedge)}(w) := \frac{1}{3 \binom{n}{3}} \sum_{i < j < k} \zeta_{ijk}^{(w)}.$$

U-statistic part. $\tilde{S}_n(w)$ is a (scaled) order-3 U-statistic with kernel $h_{\wedge}/3$, so by the strong law for U-statistics,

$$\tilde{S}_n(w) \xrightarrow{\text{a.s.}} \frac{1}{3} \mathbb{E}[h_{\wedge}(U_1, U_2, U_3)].$$

A direct calculation shows

$$\mathbb{E}[h_{\wedge}(U_1, U_2, U_3)] = 3 \int_0^1 d_w(x)^2 dx = 3s(w),$$

so $S_n(w) \rightarrow s(w)$ almost surely.

Noise part. Conditionally on (U_{ℓ}) ,

$$\text{Var}(R_n^{(\wedge)}(w) \mid (U_{\ell})) = \frac{1}{9 \binom{n}{3}^2} \sum_{i < j < k} \text{Var}(\zeta_{ijk}^{(w)} \mid (U_{\ell})) \leq \frac{C}{\binom{n}{3}}$$

for some absolute constant C (since $|\zeta_{ijk}^{(w)}| \leq 3$). Hence

$$\mathbb{E}[(R_n^{(\wedge)}(w))^2] \leq \frac{C}{\binom{n}{3}}.$$

Again $\sum_n \binom{n}{3}^{-1} < \infty$, so Borel–Cantelli implies $R_n^{(\wedge)}(w) \rightarrow 0$ almost surely. Therefore $S_n(w) \rightarrow s(w)$ almost surely.

Clustering. If $s(w) > 0$, then we have shown that $S_n(w) \rightarrow s(w)$ almost surely and $T_n(w) \rightarrow t(w)$ almost surely. Thus $S_n(w)$ is eventually bounded away from 0 almost surely, and

$$C_n(w) = \frac{T_n(w)}{S_n(w)} \xrightarrow{\text{a.s.}} \frac{t(w)}{s(w)} = C(w),$$

by Slutsky's theorem and continuity of $(a, b) \mapsto a/b$ on $\{b > 0\}$.

This completes the proof of (i).

(ii) Degree distribution limit.

Fix a graphon w and a vertex index $i \geq 1$. Write

$$D_i^{(w)} = \sum_{j \neq i} A_{ij}^{(w)} = \sum_{j \neq i} w(U_i, U_j) + \sum_{j \neq i} (A_{ij}^{(w)} - w(U_i, U_j)) =: S_{i,n}^{(w)} + R_{i,n}^{(d)}.$$

Deterministic part. Given U_i , the variables $(U_j)_{j \neq i}$ are i.i.d. $\text{Unif}[0, 1]$, so by the usual law of large numbers,

$$\frac{S_{i,n}^{(w)}}{n-1} = \frac{1}{n-1} \sum_{j \neq i} w(U_i, U_j) \xrightarrow{\text{a.s.}} d_w(U_i).$$

Noise part. As before, the summands $\xi_{ij}^{(w)} := A_{ij}^{(w)} - w(U_i, U_j)$ are conditionally mean zero, bounded by 1 in absolute value, and independent over $j \neq i$ given (U_k) . Thus

$$\frac{R_{i,n}^{(d)}}{n-1} = \frac{1}{n-1} \sum_{j \neq i} \xi_{ij}^{(w)}$$

has conditional variance at most $1/(n-1)$, so $\mathbb{E}[(R_{i,n}^{(d)}/(n-1))^2] \leq 1/(n-1)$. Chebyshev plus Borel–Cantelli again yields $R_{i,n}^{(d)}/(n-1) \rightarrow 0$ almost surely.

Combining,

$$\frac{D_i^{(w)}}{n-1} = \frac{S_{i,n}^{(w)}}{n-1} + \frac{R_{i,n}^{(d)}}{n-1} \xrightarrow{\text{a.s.}} d_w(U_i).$$

Now let I_n be uniform on $\{1, \dots, n\}$ and independent of everything else. By exchangeability of the vertices,

$$\frac{D_{I_n}^{(w)}}{n-1} \stackrel{d}{=} \frac{D_1^{(w)}}{n-1} \implies d_w(U_1),$$

where $U_1 \sim \text{Unif}[0, 1]$. Renaming U_1 as U gives the claim.

(iii) Stability under BPS.

Let $\Delta := \|w^* - w_{\text{BPS}}\|_2$. By part (i),

$$\frac{\overline{D}_n(G_n(w))}{n-1} \xrightarrow{\text{a.s.}} e(w)$$

for each fixed graphon w . Therefore

$$\begin{aligned} \left| \frac{\overline{D}_n(G_n^{\text{BPS}})}{n-1} - \frac{\overline{D}_n(G_n^*)}{n-1} \right| &\leq \left| \frac{\overline{D}_n(G_n^{\text{BPS}})}{n-1} - e(w_{\text{BPS}}) \right| \\ &\quad + |e(w_{\text{BPS}}) - e(w^*)| + \left| e(w^*) - \frac{\overline{D}_n(G_n^*)}{n-1} \right|. \end{aligned}$$

The first and third terms converge to 0 in probability by (i). By Theorem 8.1(a),

$$|e(w_{\text{BPS}}) - e(w^*)| \leq \|w_{\text{BPS}} - w^*\|_2 = \Delta,$$

so the whole expression is $O_{\mathbb{P}}(\Delta) + o_{\mathbb{P}}(1)$, proving the degree statement.

For clustering, note that by (i) and the assumption $s(w^*), s(w_{\text{BPS}}) \geq s_0 > 0$,

$$C_n(G_n(w)) \xrightarrow{\mathbb{P}} C(w) \quad \text{for } w \in \{w^*, w_{\text{BPS}}\},$$

and $C(w)$ is well defined and finite by $s(w) \geq s_0 > 0$.

By Theorem 8.1(c),

$$|C(w_{\text{BPS}}) - C(w^*)| \leq L_C \|w_{\text{BPS}} - w^*\|_2 = O(\Delta),$$

for an explicit constant L_C depending only on s_0 . Hence

$$\begin{aligned} |C_n(G_n^{\text{BPS}}) - C_n(G_n^*)| &\leq |C_n(G_n^{\text{BPS}}) - C(w_{\text{BPS}})| \\ &\quad + |C(w_{\text{BPS}}) - C(w^*)| + |C(w^*) - C_n(G_n^*)|. \end{aligned}$$

The first and third terms converge to 0 in probability by (i); the middle term is $O(\Delta)$ deterministically. Thus

$$|C_n(G_n^{\text{BPS}}) - C_n(G_n^*)| = O_{\mathbb{P}}(\Delta) + o_{\mathbb{P}}(1).$$

This completes the proof of (iii) and of the theorem. \square

Proof of Theorem 8.5

Proof. Write $w = w_{\text{BPS}}$ for brevity, and recall that $\epsilon \leq w \leq 1 - \epsilon$ almost everywhere.

Step 1: Distances are almost always at most 2. Fix a vertex i and consider another vertex $j \neq i$. Condition on the latent variables $(U_i, U_j, U_k)_{k \neq i, j}$. Given these, the edges are independent and

$$\Pr(A_{ij} = 1 \mid U_i = x, U_j = y) = w(x, y) \geq \epsilon.$$

For each $k \notin \{i, j\}$, conditional on (U_i, U_j, U_k) , the edges A_{ik} and A_{kj} are independent with

$$\Pr(A_{ik} = 1, A_{kj} = 1 \mid U_i, U_j, U_k) = w(U_i, U_k)w(U_k, U_j) \geq \epsilon^2.$$

The event $\{\text{dist}_n(i, j) > 2\}$ is contained in the event that (i) $A_{ij} = 0$ and (ii) for every $k \notin \{i, j\}$ at least one of A_{ik}, A_{kj} is 0. Using conditional independence of edges given the latents, this yields

$$\Pr(\text{dist}_n(i, j) > 2 \mid U_i, U_j, U_k (k \neq i, j)) \leq (1 - \epsilon) \prod_{k \neq i, j} (1 - \epsilon^2) = (1 - \epsilon) (1 - \epsilon^2)^{n-2}.$$

Taking expectations over the latents preserves the bound, so

$$\Pr(\text{dist}_n(i, j) > 2) \leq (1 - \epsilon) (1 - \epsilon^2)^{n-2}.$$

By a union bound over $j \neq i$,

$$\Pr(\exists j \neq i : \text{dist}_n(i, j) > 2) \leq (n - 1)(1 - \epsilon) (1 - \epsilon^2)^{n-2}.$$

Since $(1 - \epsilon^2)^{n-2}$ decays exponentially in n , the right-hand side tends to 0 as $n \rightarrow \infty$. Thus

$$\Pr(\forall j \neq i : \text{dist}_n(i, j) \leq 2) \rightarrow 1. \tag{8}$$

Step 2: Closeness centrality. On the event in (8), we have $\text{dist}_n(i, j) \in \{1, 2\}$ for all $j \neq i$, and hence

$$\sum_{j \neq i} \text{dist}_n(i, j) = D_i^{(w)} \cdot 1 + (n - 1 - D_i^{(w)}) \cdot 2 = 2(n - 1) - D_i^{(w)},$$

where $D_i^{(w)} = \sum_{j \neq i} A_{ij}^{(w)}$ is the degree of vertex i . Thus, on this event,

$$\text{Cl}_n(i) = \frac{n - 1}{2(n - 1) - D_i^{(w)}}.$$

We now show that $D_i^{(w)}/(n - 1) \xrightarrow{\mathbb{P}} d_w(U_i)$. Condition on $(U_i, U_j)_{j \neq i}$. Then $D_i^{(w)} = \sum_{j \neq i} X_j$ where, given the latents, the $X_j = A_{ij}^{(w)}$ are independent with

$$\mathbb{E}[X_j \mid U_i, U_j] = w(U_i, U_j), \quad \text{Var}(X_j \mid U_i, U_j) \leq \frac{1}{4}.$$

Hence

$$\frac{1}{n - 1} \mathbb{E}[D_i^{(w)} \mid (U_i, U_j)_{j \neq i}] = \frac{1}{n - 1} \sum_{j \neq i} w(U_i, U_j).$$

By the law of large numbers applied to the i.i.d. latents $(U_j)_{j \neq i}$, this conditional mean converges almost surely to $d_w(U_i) = \int_0^1 w(U_i, y) dy$.

Moreover,

$$\text{Var}\left(\frac{D_i^{(w)}}{n - 1} \mid (U_i, U_j)_{j \neq i}\right) = \frac{1}{(n - 1)^2} \sum_{j \neq i} \text{Var}(X_j \mid U_i, U_j) \leq \frac{1}{4(n - 1)}.$$

By conditional Chebyshev,

$$\Pr\left(\left|\frac{D_i^{(w)}}{n - 1} - \frac{1}{n - 1} \sum_{j \neq i} w(U_i, U_j)\right| > \eta \mid (U_i, U_j)_{j \neq i}\right) \leq \frac{1}{4\eta^2(n - 1)},$$

so the unconditional probability tends to 0. Thus

$$\frac{D_i^{(w)}}{n - 1} \xrightarrow{\mathbb{P}} d_w(U_i).$$

Therefore, on (8),

$$\text{Cl}_n(i) = \frac{1}{2 - \frac{D_i^{(w)}}{n - 1}}.$$

Since the probability of (8) tends to 1 and $D_i^{(w)}/(n - 1) \xrightarrow{\mathbb{P}} d_w(U_i)$, the continuous mapping theorem implies

$$\text{Cl}_n(i) \xrightarrow{\mathbb{P}} \frac{1}{2 - d_w(U_i)}.$$

Step 3: Betweenness centrality. Fix i and consider an unordered pair $\{j, k\}$ with $j, k \neq i$.

Case 1: $A_{jk} = 1$. Then $\sigma_{jk}(i) = 0$.

Case 2: $A_{jk} = 0$. Define the number of common neighbours of j and k by

$$N_{jk} = \sum_{\ell \notin \{j, k\}} \mathbf{1}\{A_{j\ell} = 1, A_{k\ell} = 1\}.$$

Conditionally on $(U_j, U_k, U_\ell)_{\ell \neq j, k}$, the indicators are independent across ℓ , with

$$\mathbb{E}[\mathbf{1}\{A_{j\ell} = 1, A_{\ell k} = 1\} \mid U_j, U_k, U_\ell] = w(U_j, U_\ell)w(U_\ell, U_k) \geq \epsilon^2.$$

Thus $\mathbb{E}[N_{jk}] \geq (n-2)\epsilon^2$.

By Hoeffding's inequality, for $\delta = \epsilon^2/2$ there exists $c > 0$ such that

$$\Pr(N_{jk} \leq \frac{\epsilon^2}{2}n) \leq \exp(-cn).$$

A union bound over at most n^2 pairs implies

$$\Pr\left(\exists j \neq k : N_{jk} \leq \frac{\epsilon^2}{2}n\right) \leq n^2 e^{-cn} \rightarrow 0.$$

Thus with probability tending to 1,

$$N_{jk} \geq \frac{\epsilon^2}{2}n \quad \text{for all distinct } j, k. \tag{9}$$

On (9), if $A_{jk} = 0$ then there are at least $(\epsilon^2/2)n$ shortest paths of length 2; at most one goes through a fixed i . Hence

$$\sigma_{jk}(i) \leq \frac{2}{\epsilon^2 n}.$$

Summing and normalising gives $\text{Bt}_n(i) \leq 2/(\epsilon^2 n)$ on (9). Since this event holds with probability $1 - o(1)$, we have $\text{Bt}_n(i) = O_{\mathbb{P}}(1/n)$ for fixed i and $\max_i \text{Bt}_n(i) = O_{\mathbb{P}}(1/n)$ as well. \square

Proof of Theorem 8.6

Proof. Parts (i)–(ii) follow from the standard theory of kernel random graphs for inhomogeneous graphs with kernel $\kappa(x, y) := \lambda w_{\text{BPS}}(x, y)$. In that framework, the local neighbourhood of a uniformly chosen vertex converges in distribution to a (possibly multitype) Galton–Watson branching process with offspring kernel κ and associated integral operator $T_\kappa f(x) = \int_0^1 \kappa(x, y) f(y) dy = \lambda T_{w_{\text{BPS}}} f(x)$. The survival probability of this process is positive if and only if the spectral radius $\rho(T_\kappa)$ exceeds 1. Since $\rho(T_\kappa) = \lambda \rho_{\text{BPS}}$, the threshold for the emergence of a giant component is $\lambda \rho_{\text{BPS}} = 1$. Irreducibility of w_{BPS} ensures that any giant component is unique.

For (iii), write $T_{\text{BPS}} := T_{w_{\text{BPS}}}$ and $T_j := T_{w_j}$ for $j = 0, \dots, J$, where $w_0 \equiv 1$ denotes the constant graphon. By linearity of the integral operator,

$$T_{\text{BPS}} = \sum_{j=0}^J \beta_j T_j.$$

Each T_j is a bounded self-adjoint operator on $L^2[0, 1]$ with a nonnegative symmetric kernel, hence positivity-preserving. For any $f \geq 0$,

$$(T_j f)(x) = \int_0^1 w_j(x, y) f(y) dy \geq 0.$$

Moreover, since $\beta_j \geq 0$ and $w_j \geq 0$ for all j ,

$$(T_{\text{BPS}} f)(x) \geq (\beta_j T_j f)(x) \quad \text{for every } f \geq 0 \text{ and each } j.$$

Thus $0 \leq \beta_j T_j \leq T_{\text{BPS}}$ in the usual order on positive operators. If $0 \leq A \leq B$ then spectral radii satisfy $r(A) \leq r(B)$, hence $\beta_j \rho_j \leq \rho_{\text{BPS}}$ for all j , giving $\rho_{\text{BPS}} \geq \max_j \beta_j \rho_j$.

For the upper bound, self-adjointness implies $\rho(T) = \|T\|$, and subadditivity of the operator norm yields

$$\rho_{\text{BPS}} = \left\| \sum_{j=0}^J \beta_j T_j \right\| \leq \sum_{j=0}^J \beta_j \|T_j\| = \sum_{j=0}^J \beta_j \rho_j.$$

The bounds on $\lambda_c = 1/\rho_{\text{BPS}}$ follow by reciprocals. \square

Proof of Corollary 8.7

Proof. The three agents $\{w_{\text{ER}}, w_{\text{SBM}}, w_{\text{RDPG}}\}$ live in the finite-dimensional subspace

$$\mathcal{H} = \text{span}\{1, w_{\text{ER}}, w_{\text{SBM}}, w_{\text{RDPG}}\},$$

of dimension $d = J + 1 = 4$ with $J = 3$. Every mixture $w_\alpha \in \mathcal{W}_{\text{mix}}$ is of the form $w_\alpha = \beta_0 + \sum_{j=1}^3 \beta_j w_j$ with $\beta_0 = 0$, so $\mathcal{W}_{\text{mix}} \subset \mathcal{H}(R)$ for some radius R (depending only on the agents).

Step 1: L^2 risk bound. By Theorem 7.5(i) applied with $J = 3$ and $d = 4$, there is $C < \infty$ such that for all m ,

$$\sup_{w_\star \in \mathcal{H}(R)} \mathbb{E}[\|\hat{w}_m - w_\star\|_2^2] \leq C \frac{d}{m} = C \frac{4}{m}.$$

Since $\mathcal{W}_{\text{mix}} \subset \mathcal{H}(R)$, the same bound holds with supremum over \mathcal{W}_{mix} . Renaming constants yields

$$\sup_{w_\star \in \mathcal{W}_{\text{mix}}} \mathbb{E}[\|\hat{w}_m - w_\star\|_2^2] \leq C_1 \frac{3}{m}.$$

Clipping is 1-Lipschitz in L^2 and does not increase risk.

Step 2: triangle functional. By Theorem 8.1(b), $|t(w) - t(w')| \leq 3\|w - w'\|_2$, hence

$$\mathbb{E}[|t(\hat{w}_m) - t(w_\star)|] \leq 3 \mathbb{E}[\|\hat{w}_m - w_\star\|_2] \leq 3\sqrt{\mathbb{E}[\|\hat{w}_m - w_\star\|_2^2]} \leq C_2 \sqrt{\frac{3}{m}}.$$

Step 3: clustering functional. By Theorem 8.1(c) and the assumption $s(\cdot) \geq s_0$,

$$|C(w) - C(w')| \leq L_C \|w - w'\|_2.$$

Combine with Cauchy-Schwarz and Step 1 to obtain the stated $\sqrt{3/m}$ rate (absorbing constants).

Step 4: model selection versus mixtures. Apply Theorem 7.10 with the three agents to obtain a mixture w_\star with nonvanishing L^2 error for any single-agent selection rule, hence no uniform approximation of de-grees/triangles/clustering in worst case. \square

Proof of Corollary 9.1

Proof. Write each agent as

$$p_j(A) = \exp\{\theta_j^\top T^{(j)}(A) - \psi_j(\theta_j)\} \mu(A).$$

Then

$$\prod_{j=1}^J p_j(A)^{\omega_j} = \exp\left\{\sum_{j=1}^J \omega_j \theta_j^\top T^{(j)}(A) - \sum_{j=1}^J \omega_j \psi_j(\theta_j)\right\} \mu(A)^{\sum_j \omega_j}.$$

Multiplying by $\exp\{\tau^\top T_{\text{stack}}(A)\}$ and absorbing constants into the normalising factor yields

$$f(A) \propto \exp\{\theta_{\text{BPS}}^\top T_{\text{stack}}(A)\} \mu(A),$$

with

$$\theta_{\text{BPS}} = \begin{pmatrix} \omega_1 \theta_1 + \tau^{(1)} \\ \vdots \\ \omega_J \theta_J + \tau^{(J)} \end{pmatrix}.$$

Thus f is an ERGM with sufficient statistic T_{stack} . \square

Proof of Corollary 9.2

Proof. Apply Theorem 3.3(ii) with T as specified. For any m in the mean parameter space there exists a unique τ such that the exponential tilt matches m , and the resulting tilted ERGM minimises $KL(f||p_j)$ among all f with $\mathbb{E}_f[T(A)] = m$. \square

Proof of Theorem 10.2

Proof. Fix i . For each n and integer $k \geq 1$, total probability for the finite mixture gives

$$\Pr(D_i^{(n)} \geq k) = \sum_{j=0}^J \tilde{\pi}_j^{(n)} \Pr(D_i^{(j,n)} \geq k).$$

Split into heavy H and light L sets.

Light-tailed part. By Assumption 10.1(b),

$$\sum_{j \in L} \tilde{\pi}_j^{(n)} \Pr(D_i^{(j,n)} \geq k) \leq C_L e^{-\eta k}$$

uniformly in n , hence is $o(k^{-\gamma_{\min}})$.

Heavy-tailed part. Let $H_0 = \{j \in H : \gamma_j = \gamma_{\min}\}$ and $H_+ = \{j \in H : \gamma_j > \gamma_{\min}\}$ and set $C_{\text{mix}} := \sum_{j \in H_0} \tilde{\pi}_j c_j > 0$. Uniform regular-variation control gives, for n large and $k \leq \alpha n$,

$$\Pr(D_i^{(j,n)} \geq k) = c_j k^{-\gamma_j} \{1 + r_{j,n}(k)\}, \quad |r_{j,n}(k)| \leq \delta, \quad j \in H. \quad (10)$$

Combine with $\tilde{\pi}_j^{(n)} \rightarrow \tilde{\pi}_j$ to show the H_0 terms yield $C_{\text{mix}} k^{-\gamma_{\min}} \{1 + o(1)\}$ and the H_+ terms are negligible relative to $k^{-\gamma_{\min}}$ on $k \geq K(\varepsilon)$. Add the negligible light-tailed contribution to obtain (1). \square

Proof of Theorem 10.4

Proof. Write $p_k = \Pr_{P_0}(D = k)$, $\bar{F}_0(k) = \Pr_{P_0}(D \geq k)$ and $L(k) = \ell(k)$. From $\bar{F}_0(k) \sim C_0 k^{-\gamma}$ we have $p_k \sim \gamma C_0 k^{-(\gamma+1)}$. The tilted mass is

$$p_k^{(\ell)} = \Pr_{P_\ell}(D = k) = \frac{L(k)p_k}{Z_\ell}, \quad Z_\ell := \sum_{r \geq 0} L(r)p_r < \infty.$$

Regular variation gives $L(k)p_k$ regularly varying with index $-(\gamma + 1 - \rho)$. Summability of $\sum_k L(k)p_k$ forces $\rho < \gamma$. Discrete Karamata then yields

$$\sum_{r \geq k} L(r)p_r \sim C' k^{-(\gamma-\rho)},$$

hence $\Pr_{P_\ell}(D \geq k) \sim C_\ell k^{-(\gamma-\rho)}$. Exponent preservation holds iff $\rho = 0$. \square

Proof of Theorem 10.5

Proof. By definition,

$$\Pr_{P_\lambda}(D_v \geq k) = \frac{\mathbb{E}_{P_0}[\mathbf{1}\{D_v \geq k\} e^{\lambda^\top s(G)}]}{\mathbb{E}_{P_0}[e^{\lambda^\top s(G)}]}.$$

If $\|s(G)\| \leq B$ then $e^{-\|\lambda\|B} \leq e^{\lambda^\top s(G)} \leq e^{\|\lambda\|B}$, giving a two-sided constant sandwich on numerator and denominator and hence

$$e^{-2\|\lambda\|B} \Pr_{P_0}(D_v \geq k) \leq \Pr_{P_\lambda}(D_v \geq k) \leq e^{2\|\lambda\|B} \Pr_{P_0}(D_v \geq k).$$

Since $\Pr_{P_0}(D_v \geq k) \sim C_0 k^{-\gamma}$, tail equivalence up to constants follows. \square

A redundant-but-equivalent formulation of Assumption 10.6

The following appeared as a duplicated assumption statement in earlier drafts. It is equivalent to Assumption 10.6 (same constants and inequality).

Assumption A.11 (Polynomial control of tilt on tail events (equivalent)). *Let P_0 be as in Assumption 10.3 and let $s(G)$ be a scalar network statistic. Assume there exist constants $c_-, c_+ > 0$, $\beta_-, \beta_+ \geq 0$ and k_0 such that for all $k \geq k_0$*

$$c_-(1+k)^{-\beta_-} \leq \inf\{e^{\lambda s(G)} : D_v(G) \geq k\} \leq \sup\{e^{\lambda s(G)} : D_v(G) \geq k\} \leq c_+(1+k)^{\beta_+}.$$

Proof of Theorem 10.7

Proof. For $k \in \mathbb{N}$ write $A_k := \{G : D_v(G) \geq k\}$ and

$$M(\lambda) = \mathbb{E}_{P_0}[e^{\lambda s(G)}].$$

By definition,

$$\Pr_{P_\lambda}(D_v \geq k) = \Pr_{P_\lambda}(A_k) = \frac{1}{M(\lambda)} \mathbb{E}_{P_0}[1_{A_k} e^{\lambda s(G)}]. \quad (11)$$

Step 1: polynomial control on A_k . Assumption 10.6 gives for $k \geq k_0$ and $G \in A_k$,

$$c_-(1+k)^{-\beta_-} \leq e^{\lambda s(G)} \leq c_+(1+k)^{\beta_+}.$$

Hence

$$c_1(1+k)^{-\beta_-} \Pr_{P_0}(D_v \geq k) \leq \Pr_{P_\lambda}(D_v \geq k) \leq c_2(1+k)^{\beta_+} \Pr_{P_0}(D_v \geq k), \quad (12)$$

for constants $c_1, c_2 > 0$ depending on c_\pm and $M(\lambda)$.

Step 2: regular variation of $\Pr_{P_0}(D_v \geq k)$. There exist $a_1, a_2 > 0$ and k_2 such that $a_1 k^{-\gamma} \leq \Pr_{P_0}(D_v \geq k) \leq a_2 k^{-\gamma}$ for $k \geq k_2$. Substitute into (12).

Step 3: replace $(1+k)^{\pm\beta}$ by $k^{\pm\beta}$. Absorb constants to obtain (2) for all k large.

Step 4: effective exponent bounds. Taking $-\log(\cdot)/\log k$ in (2) yields (3).

Step 5: consequences. If $\beta_+ < \gamma$ then $\gamma - \beta_+ > 0$ and the tail remains polynomially heavy. If $\beta_- = \beta_+ = 0$, then $\Pr_{P_\lambda}(D_v \geq k) \asymp k^{-\gamma}$, recovering Theorem 10.5. \square

Additional remark on finiteness of $M(\lambda)$

Remark A.12 (A convenient sufficient condition for $M(\lambda) < \infty$). *Assumption 10.6 implies there exists $C < \infty$ with*

$$e^{\lambda s(G)} \leq C(1 + D_v(G))^{\beta_+} \quad \text{for all graphs } G.$$

Regular variation with exponent γ implies $\mathbb{E}_{P_0}[(1 + D_v)^r] < \infty$ for all $r < \gamma$. Hence if $\beta_+ < \gamma$ then $\mathbb{E}_{P_0}[(1 + D_v)^{\beta_+}] < \infty$ and thus

$$M(\lambda) = \mathbb{E}_{P_0}[e^{\lambda s(G)}] \leq C \mathbb{E}_{P_0}[(1 + D_v)^{\beta_+}] < \infty.$$