

# Loom: Diffusion-Transformer for Interleaved Generation

Mingcheng Ye<sup>1</sup> Jiaming Liu<sup>2</sup> Yiren Song<sup>3†</sup>

<sup>1</sup>Beijing Institute of Technology <sup>2</sup>Independent Researcher <sup>3</sup>National University of Singapore

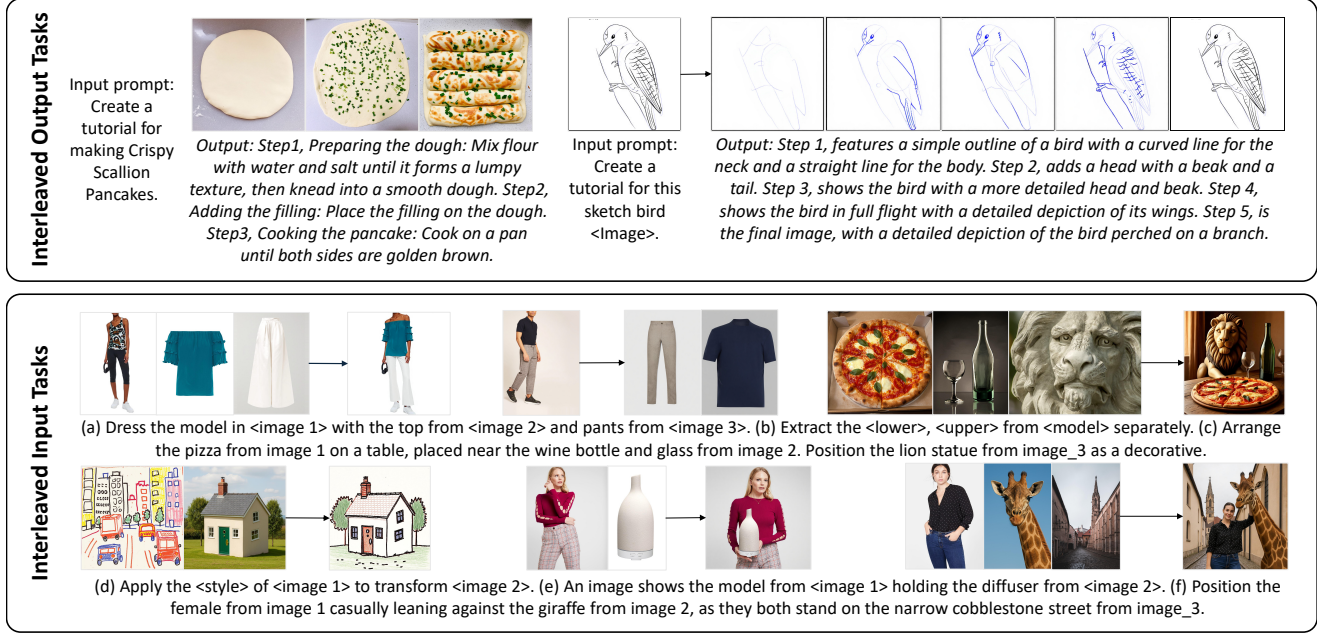


Figure 1. Showcases of Loom’s interleaved text-image generation. Interleaved input tasks involve composing reference images into one scene or style transfer. Interleaved output tasks produce text–image sequences from a prompt, including cooking tutorials or drawing guide.

## Abstract

Interleaved text–image generation aims to jointly produce coherent visual frames and aligned textual descriptions within a single sequence, enabling tasks such as style transfer, compositional synthesis, and procedural tutorials. We present Loom, a unified diffusion–transformer framework for interleaved text–image generation. Loom extends the Bagel unified model via full-parameter fine-tuning and an interleaved architecture that alternates textual and visual embeddings for multi-condition reasoning and sequential planning. A language-planning strategy first decomposes a user instruction into stepwise prompts and frame embeddings, which guide temporally consistent synthesis. For each frame, Loom conditions on a small set of sampled prior frames together with the global textual context, rather than concatenating all history, yielding controllable and efficient long-horizon generation. Across style trans-

fer, compositional generation, and tutorial-like procedures, Loom delivers superior compositionality, temporal coherence, and text–image alignment. Experiments demonstrate that Loom substantially outperforms the open-source baseline Anole, achieving an average gain of 2.6 points (on a 5-point scale) across temporal and semantic metrics in text-to-interleaved tasks. We also curate a 50K interleaved tutorial dataset and demonstrate strong improvements over unified and diffusion editing baselines. Code is available at: <https://github.com/Plantian/Loom>

## 1. Introduction

Open-source unified generative models like Bagel [12], Show-O [52], Janus-Flow [29], BLIP3-o [6], UniWorld [25] have shown that diverse visual tasks, spanning image editing, stylization, and layout-aware synthesis, can be handled within a single diffusion transformer. Yet most unified systems remain confined to single-turn, single-modality inputs: they either render an image from text or edit one reference in isolation.

† Corresponding author.

This fundamental limitation, however, extends far beyond simple generation as shown in Fig 1. A vast and challenging class of real-world scenarios demands reasoning over interleaved, mixed-modality sequences. These N-to-M tasks, which require models to consume and produce multiple, related inputs and outputs, include: (1) **Procedural Generation**: Producing step-by-step tutorials where visual frames and textual explanations are interleaved to guide a user, such as in cooking guides or artistic workflows. (2) **Compositional Reasoning**: Synthesizing a single, coherent scene from multiple, disparate visual and textual inputs, or the inverse, decomposing a scene into its constituent parts, for applications like virtual try-on. (3) **Multi-Reference Generation**: Transforming a content image based on the semantic or stylistic properties of several reference images, such as in complex style transfer. Current open-source frameworks lack a unified mechanism to handle this full spectrum of multi-modal, multi-turn reasoning.

In contrast, proprietary multimodals such as GPT-4o [31], Doubao [13], and Gemini [39, 40] have demonstrated strong proficiency in such interleaved, multi-turn scenarios. These closed-source systems adaptively handle mixed-modality inputs and outputs across conversational contexts, maintaining semantic coherence over extended interactions. However, their proprietary nature restricts research transparency and limits customization for domain-specific applications.

To address this comprehensive gap, we introduce Loom, a unified model that treats text and images as sequentially composable elements within one transformer, enabling interleaved inputs and outputs. Loom is designed to target this full class of N-to-M (N inputs to M outputs) interleaved multi-modal generation tasks. It supports (1) **Procedural and tutorial generation**, producing step-by-step visual tutorials with aligned text. It handles (2) **Compositional generation and decomposition**, combining elements for virtual try-on or breaking images into their parts. Finally, it performs (3) **Style transfer** by conditioning on content images, style references, and text instructions.

To realize this unified approach, Loom treats text and image embeddings as sequentially composable elements within a shared latent space. We introduce a dual set of conditioning mechanisms to manage the complexity of N-to-M tasks. For procedural tasks, a language-planning strategy decomposes global instructions into local steps, which are associated with temporal frame embeddings and sparse historical frame sampling to maintain long-horizon coherence. For compositional and stylistic tasks, control is achieved via learnable entity tokens for structured grounding.

We train Loom by full-parameter fine-tuning on the Bagel backbone, effectively expanding its native capability from single-turn synthesis to complex, multi-turn interleaved generation. A key contribution is our curation of

a new 50K interleaved tutorial dataset spanning drawing, cooking, and assembly workflows. Extensive evaluations show that Loom attains high-fidelity interleaved generation with accurate text-image alignment, strong temporal consistency, and robust multi-condition control. In short, our contributions are as follows:

(1) We propose Loom, a unified diffusion-transformer framework for interleaved text-image generation, supporting style transfer, compositional synthesis, and procedural tutorials within a single model.

(2) We introduce a unified control and conditioning mechanism for N-to-M tasks, including a language-planning strategy and sparse historical frame sampling for temporal coherence, and learnable entity tokens for structured compositional grounding.

(3) We curate a 50K interleaved tutorial dataset and present comprehensive experiments demonstrating Loom’s superior compositionality, temporal coherence, and text-image alignment. By using this dataset, Loom substantially outperforms the open-source baseline Anole, achieving an average gain of 2.6 points (on a 5-point scale) across temporal and semantic metrics in text-to-interleaved tasks.

## 2. Related Work

### 2.1. Unified Models

Recent progress toward text-image unified modeling [48] aims to bridge understanding and generation within a single transformer. Existing frameworks can be broadly categorized by backbone design into diffusion-based models, autoregressive multimodal large language models (MLLM-AR), and MLLM (AR+diffusion) architectures. Diffusion models excel at pixel-level synthesis but often lack bidirectional reasoning for cross-modal understanding. Pure autoregressive MLLMs [38, 45] enable tighter integration between text and image tokens via next-token prediction, yet typically trade off visual fidelity. MLLM (AR+diffusion) frameworks [4, 52] inject diffusion decoders into transformer backbones, improving generation while facing potential cross-task interference between modalities.

Our work builds on this unified modeling trend using **Bagel** [12], an MLLM (AR+diffusion) decoder-only transformer with Mixture-of-Experts (MoE) layers for semantic reasoning and visual synthesis. Bagel adopts a Vision Transformer (ViT) based hybrid visual encoder [43] to encode images into visual tokens for multimodal understanding, and a Variational Autoencoder (VAE) with rectified flow [21, 27] for high-fidelity image generation within a shared attention space, providing a strong foundation for the interleaved multimodal tasks studied in this work.

### 2.2. Procedural and Tutorial Generation

Procedural or tutorial generation spans storytelling, creative workflows, and instructional content, but most re-

mains largely text-centric [19, 34] without unified bidirectional text-image modeling. Conventional text/image-to-painting pipelines [5, 35, 36, 41] often produce coarse steps lacking aligned textual logic, and recipe datasets like RecipeGen [56] yield unimodal outputs. In the realm of unified models, Anole [9] represents a state-of-the-art open-source baseline but is constrained to text-conditioned inputs. MM-Interleaved [42] adds visual tokens but struggles with error accumulation in long horizons. While concurrent approaches like OneFlow [30] and Orthus [20] improve speed, they typically compromise fine-grained stepwise control.

In contrast, Loom handles both text- and image-conditioned interleaved generation with stable progression, balanced alignment, and precise procedural adherence enabled by our planning-first strategy.

### 2.3. Multi-Reference Images Generation

Interleaved generation necessitates reasoning over multiple visual references simultaneously. One direction is **style transfer**, where a style reference and a content image yield stylized yet structure-preserving outputs. While diffusion-based approaches [16, 37] effectively adapt diffusion backbones (e.g., FLUX [21]) via Low-Rank Adaptation (LoRA) [18], they rely heavily on text prompts [22, 44, 62], limiting their exploitation of structural guidance from reference images [14, 49, 58, 59, 61]. Parallel to this, **compositional generation and decomposition** require synthesizing coherent scenes from visual context. Although models like Echo-4o [53] and OmniGen [47, 51] address fixed configurations, they lack flexibility for decomposition [46, 50]. Most unified models are restricted to single-round inputs, often struggling with the long-horizon reasoning required for multi-element scenarios.

In contrast, Loom supports long-context multimodal tasks. Our framework scales to accommodate numerous visual inputs and enables diverse applications—ranging from high-fidelity style transfer and accuracy-critical virtual try-on [10, 11, 15, 57] to commercial model presentation, intricate multi-object arrangement, and reverse component extraction [8, 46, 54, 55, 58, 60], ensuring semantic consistency across extended sequences.

## 3. Methods

The overall architecture of Loom shown in Fig 2. Our method consists of three components: (1) the Loom model design building on the Bagel backbone with task-specific training configurations; (2) a unified training paradigm with stepwise planning, sparse historical frame sampling, and temporal embeddings for coherent long-horizon multimodal generation; and (3) a curated 50K-sample interleaved dataset covering compositional generation, style transfer, and procedural tutorials.

### 3.1. Overall Architecture

Loom builds upon the Bagel backbone, which operates autoregressively over interleaved token sequences, where visual content is represented via a pre-trained VAE encoder and decoded through the rectified flow method. Following Bagel, Loom unifies text prediction and image generation within a single transformer framework.

**Multi-Modal Attention.** Loom inherited Bagel’s multi-modal attention (MMA) mechanism to provide conditional information for both text and image token generation. The MMA formulation is defined as:

$$\text{MMA}([c_T; c_Z; c_I]) = \text{softmax}\left(\frac{QK^\top}{\sqrt{d}}\right)V \quad (1)$$

where  $[c_T; c_Z; c_I]$  denotes the concatenation of three types of tokens: (1)  $c_T$ : text tokens, encoding semantic or instructional information. (2)  $c_Z$ : noised latent tokens, representing partially corrupted visual representations to be denoised. (3)  $c_I$ : image condition tokens, providing visual context or reference frames.

**Interleaved Training Objects.** We adopt the standard Bagel training objectives for interleaved synthesis, combining language modeling for text [3] tokens and rectified flow matching [26, 28] for image tokens. The overall training loss is:

$$\mathcal{L}_{\text{total}} = \lambda_{\text{CE}} \cdot \mathcal{L}_{\text{CE}}^{\text{text}} + \mathcal{L}_{\text{MSE}}^{\text{image}} \quad (2)$$

Here,  $\mathcal{L}_{\text{CE}}^{\text{text}}$  denotes the cross-entropy loss for next-token text prediction, and  $\mathcal{L}_{\text{MSE}}^{\text{image}}$  denotes the mean squared error loss used for image denoising in latent space. The coefficient  $\lambda_{\text{CE}}$  controls the relative weight between textual and visual objectives. This unified objective allows Loom to jointly optimize heterogeneous interleaved tasks within a single autoregressive framework.

### 3.2. Interleaved Text Image Generation Tasks

Our training paradigm unifies heterogeneous interleaved tasks under a single autoregressive framework through three key algorithmic designs.

**Planning-First Strategy.** Standard interleaved models typically alternate between text and image generation steps ( $T_1 \rightarrow I_1 \rightarrow T_2 \dots$ ), where errors in early visual frames ( $I_1$ ) propagate to subsequent text predictions ( $T_2$ ), causing semantic drift [24] in long-horizon tasks. To mitigate this, we propose a Planning-First Strategy that decouples high-level semantic reasoning from pixel-level synthesis.

Inspired by Chain-of-Thought reasoning [23, 32], Loom adopts a “plan-then-render” workflow. Given a multimodal instruction, the model first generates the entire formatted textual plan  $\mathcal{P} = \{S_1, S_2, \dots, S_N\}$  in a single autoregressive pass, decomposing the task into coherent sub-steps (e.g., Step 1: prepare ingredients...

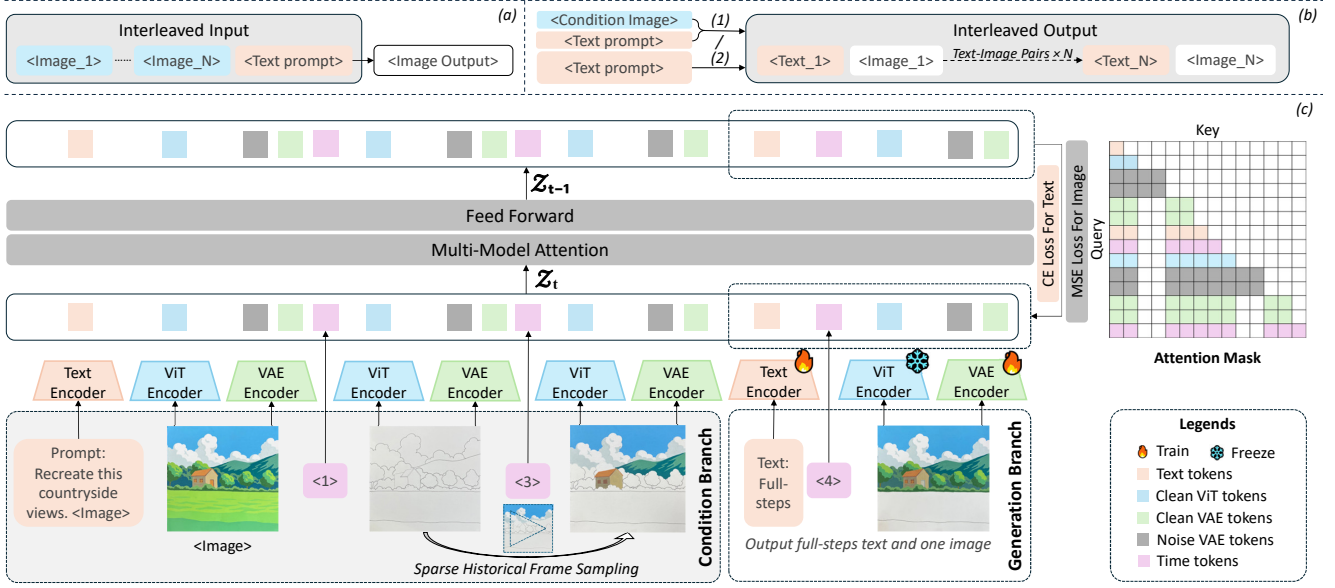


Figure 2. (a) An interleaved input paradigm with various conditional images and text prompts, producing a single image output. (b) Interleaved output paradigm, where the model takes either pure text instructions or mixed text-image guidance and generates multi-round, sequential text-image pairs. (c) Training and inference architecture for the interleaved output paradigm, focusing on case (1) where the input is a text-image guidance sequence and the output is continuous text-image pairs, exemplified by a step-by-step drawing tutorial. The pipeline contains a *condition branch*, which encodes sparse historical frames via ViT and VAE encoders to provide visual context, and a *generation branch*, which produces both full-step textual descriptions and the next image under the attention mask, ensuring alignment between global textual planning and incremental image rendering.

Step N: final plating) without visual interference. Once the plan is fixed, Loom enters a deterministic rendering loop: for each step  $t$ , the image  $I_t$  is generated conditioned on (1) the clean textual description  $S_t$ , (2) the global plan context  $\mathcal{P}$ , and (3) selected historical frames. For each frame  $I_t$  in an  $N$ -step sequence, we construct a training instance that predicts *both* the complete plan  $\mathcal{P}$  and the current image  $I_t$  sequentially: the model first generates  $\mathcal{P}$  autoregressively, then renders  $I_t$  conditioned on the corresponding step description extracted from  $\mathcal{P}$ . This multi-round alignment—where the same plan is trained with different visual states—ensures global coherence across all frames. Crucially, as shown in Fig. 2(c), noised VAE tokens (gray blocks) do not participate in attention; only clean historical frames (green blocks) condition the generation. The noise isolation design prevents the model from learning spurious correlations with intermediate diffusion states, effectively preventing noisy visual states from contaminating the logical progression of the text.

**Temporal Embeddings.** To further stabilize long-horizon interleaved generation, we incorporate a *learnable time embedding* that explicitly encodes the relative position of each visual frame within the planned generation sequence. For a frame at step  $t$ , we add a dedicated vector  $\mathbf{e}_t$  to its visual tokens before multimodal attention:

$$\tilde{\mathbf{x}}_t = [c_T; c_{I,Z}^{(t-1)}; \mathbf{v}_t] + \mathbf{e}_t, \quad (3)$$

where  $\mathbf{v}_t$  denotes the visual tokens of the  $t$ -th frame (obtained via VAE/ViT encoding),  $c_T$  represents the textual tokens providing semantic instructions, and  $c_{I,Z}^{(t-1)}$  are image-condition tokens carried over from the previous step  $t-1$ .  $\mathbf{e}_t$  is a learnable temporal embedding for step  $t$ , added before multimodal attention to inform the model of the current frame’s position in the generation sequence and to strengthen sequential coherence.

**Sparse Historical Frame Sampling.** Conditioning on a fixed sliding window of recent frames fails to capture global context in long sequences. To balance computational efficiency with global temporal awareness, we introduce a deterministic Uniform Sparse Sampling mechanism.

Given a sequence of  $t$  prior frames and a maximum reference budget  $K_{\max}$ , we select a subset of frames at indices:

$$k_i = \left\lfloor \frac{i \cdot t}{K_{\max} + 1} \right\rfloor, \quad i \in \{1, \dots, K_{\max}\} \quad (4)$$

Each selected frame is encoded via dual pathways—a ViT for high-level semantic features and a VAE for fine-grained visual details—before being injected into the Multi-Modal Attention block.



This uniform sampling strategy offers three key advantages: (1) Computational efficiency—maintaining  $O(K_{\max})$  complexity for all frames; (2) Reduced error propagation—skipping intermediate frames avoids accumulating visual artifacts; (3) Long-range structure preservation—sampling at uniform intervals captures both initial state and recent changes simultaneously. For each selected frame, visual features are augmented with a learnable temporal embedding  $\mathbf{e}_t$  representing its absolute step index, allowing the model to integrate long-range scene structure and short-term visual detail with negligible overhead.

### 3.3. Entity-Anchored Control via Localized CFG

Standard text prompts lack explicit handles for individual objects, making fine-grained control difficult in compositional tasks. We introduce learnable entity tokens (e.g.,  $\langle \text{model} \rangle$ ,  $\langle \text{garment} \rangle$ ) that serve as semantic anchors immediately followed by detailed descriptions of the corresponding objects. For example: "a  $\langle \text{model} \rangle$  [in casual pose] wearing a  $\langle \text{garment} \rangle$  [red floral dress]". This structure allows the model to bind entity tokens to specific visual concepts during training, while their subsequent descriptions provide fine-grained attributes, enabling both compositional generation (fusing entities) and decomposition (isolating entities) within a unified framework. Clean object isolation in our dataset enables precise entity-visual associations without complex foreground-background separation. By leveraging Bagel’s classifier-free guidance (CFG) [17], we train the model to learn both conditional  $p(\mathbf{x} \mid \mathbf{c})$  and unconditional  $p(\mathbf{x})$  distributions by randomly dropping conditions during training. At inference, CFG modulates the generation via:

$$\begin{aligned} \nabla_{\mathbf{x}} \log p(\mathbf{x} \mid \mathbf{c}) &= \gamma \left( \nabla_{\mathbf{x}} \log p(\mathbf{x} \mid \mathbf{c}) - \nabla_{\mathbf{x}} \log p(\mathbf{x}) \right) \\ &\quad + \nabla_{\mathbf{x}} \log p(\mathbf{x}) \end{aligned} \quad (5)$$

where  $\gamma$  is Bagel’s *cfg.text\_scale*. The learned entity tokens concentrate attention on their associated visual regions through cross-attention mechanisms trained on our compositional dataset, where clean object isolation provides implicit spatial supervision. This enables entity-aware control without explicit spatial masks or auxiliary segmentation models.

### 3.4. Interleaved Dataset Construction

Creating a robust interleaved generator requires data that excels in both temporal logic and text-image alignment. As shown in Fig 3, we construct a high-fidelity 50K-sample dataset through a rigorous multi-stage pipeline spanning three distinct task categories.

**Compositional Generation and Decomposition.** We curate a logically complex subset from Echo-4o[53] and our

internal imagery (11k, generated by Nano-banana [1]), focusing on multi-object interactions. To ensure robust spatial reasoning, we systematically perform entity-level permutation and combination across categories (models, garments, products). Unlike standard datasets, we generate paired bi-directional instructions: forward commands for integrating entities into unified layouts, and reverse commands for decomposing scenes into constituent parts. All samples undergo strict overlap checks to remove redundancy, yielding a diverse corpus that mirrors real-world virtual try-on and layout synthesis scenarios.

**Style Transfer Pairs.** We construct a paired stylization dataset using 12k high-aesthetic references from Prompt-sref [2]. To enforce content-structure disentanglement, we employ a "De-stylization" pipeline using Nano-Banana to generate photorealistic content counterparts for each stylized reference. This results in perfectly aligned (Content, Style, Output) triplets, enabling the model to learn precise style injection while preserving structural fidelity under supervised conditions.

**Sequential Procedural Tutorials.** We focus on long-horizon logic in cooking and creative arts. For cooking, we extract a high-alignment subset (14k) from RecipeGen[56], filtering for sequences with  $\geq 3$  steps where visual state changes strictly follow textual instructions. For digital painting, we build a specialized 8k dataset from iPad-based screen recordings, manually filtered to reflect human cognitive progression (sketch  $\rightarrow$  color  $\rightarrow$  detail). Additionally, we reprocess a 5k subset from MakeAnything[36], using GPT-4o to refine stepwise captions for causal consistency. This tiered filtration ensures that every frame transition in our training data serves as a valid logical progression for the planner.

## 4. Experiment

### 4.1. Set up

**Implementation details.** We employ the supervised fine-tuning (SFT) method in Bagel post-training tasks; we set the learning rate  $2.5 \times 10^{-5}$  with a constant scheduler. Optimization uses AdamW with a CE to MSE loss weight ratio of 0.25 : 1. The total training steps are set as follows: 16,000 steps for the compositional generation (long-text, multi-image reasoning) task, 10,000 steps for style transfer, 20,000 steps for recipe-oriented text–image interactive generation, and 5,000 steps for interleaved painting tutorials. The batch size is fixed at 4. We used 4 NVIDIA H200 GPUs for full-parameter fine-tuning of Bagel in training Loom.

**Benchmarks.** For multi-image reasoning, we adopt the OmniContext benchmark, which evaluates the ability to integrate multiple visual references by measuring scene completeness, object fidelity, and semantic consistency. For

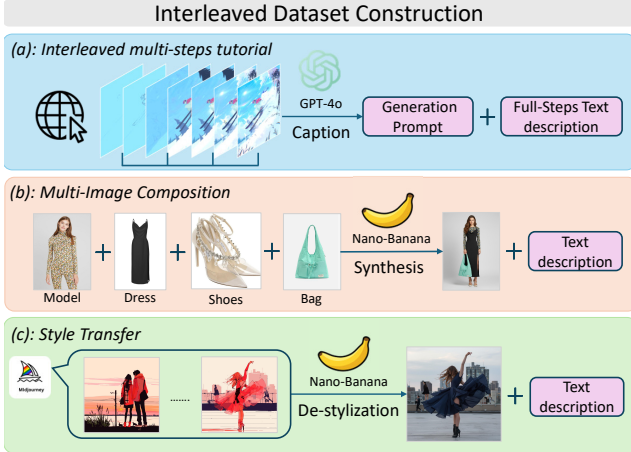


Figure 3. Interleaved dataset construction: (a) Blogs and videos are collected, and 4–6 frames are uniformly sampled, manually verified, and captioned by GPT-4o with generation prompts and stepwise captions. (b) Multi-image composition combines models, objects, and scenes via Nano-Banana [1] with textual descriptions. (c) Style transfer uses Promptsref [2] website images; Nano-Banana performs de-stylization to obtain realistic images and corresponding prompts.

text-to-interleaved generation, we evaluate on 50 cooking recipes from RecipeGen test dataset. For image-to-interleaved generation, we randomly select 20 painting tutorials from MakeAnything.

**Metrics.** We evaluate interleaved generation in two settings: image-conditioned and text-only. Performance is measured across three dimensions: *visual continuity* (temporal coherence between frames), *textual continuity* (logical flow of descriptions), and *cross-modal alignment* (consistency between images and instructions). For text-to-interleaved generation, we also report the CLIP [33] (ViT-L/14) score to quantify prompt–image alignment. Human evaluation is conducted by 20 annotators; GPT-4o evaluation uses identical rating scales. Detailed evaluation protocols, reliability and correlation analysis are provided in Appendix B.1.

**Baseline methods.** For the text–image interleaved generation task, we compare our approach with Anole. We also adapt unified models such as Janus-Pro and Bagel by constructing a multi-turn dialogue framework to support interleaved outputs, as these models are originally designed for single-turn generation. To enable fair comparison, we provide these adapted baselines with step-by-step textual prompts (generated by GPT-4o, identical to Loom’s planning output) at each generation step. In addition, we include a proprietary large multimodal model, Doubao, as a reference baseline due to its support for high-quality interactive text–image generation.

Table 1. Text-to-interleaved results using GPT-4o(G) and Human(H) scoring. Coh. = Temporal Coherence; Ins. = Instruction Following; Con. = Narrative Consistency; CLIP = CLIP Score; G = GPT-4o score; H = Human score.

Model	Coh.(G   H)↑		Ins.(G   H)↑		Con.(G   H)↑		CLIP↑
Doubao [13]	4.35	4.10	4.25	4.05	4.95	4.65	0.250
Bagel [12]	1.40	1.25	1.55	1.05	–	–	0.217
Janus-Pro [7]	1.05	1.10	1.10	1.00	–	–	0.105
Anole [9]	1.55	1.05	1.35	1.05	1.95	1.35	0.219
<b>Loom (Ours)</b>	<b>4.25</b>	<b>4.15</b>	<b>3.75</b>	<b>3.35</b>	<b>4.70</b>	<b>4.30</b>	<b>0.269</b>

Table 2. Image-to-interleaved results using GPT-4o and human scoring. Coh. = Temporal Coherence; Ref. = Reference Faithfulness; Ali. = Semantic Alignment; G = GPT-4o score; H = Human score.

Model	Coh. (G   H)↑		Ref. (G   H)↑		Ali. (G   H)↑	
Doubao	2.05	2.15	2.65	2.65	3.55	3.85
Bagel	1.25	1.00	1.15	1.55	–	–
<b>Loom (Ours)</b>	<b>3.15</b>	<b>3.65</b>	<b>3.85</b>	<b>4.15</b>	<b>3.15</b>	<b>2.95</b>

## 4.2. Quantitative Comparison

**Task 1: Interleaved generation.** We evaluate two sub-settings: text-to-interleaved (Table 1) and image-to-interleaved (Table 2). Compared to the baseline Bagel, Loom achieves an average relative improvement of over 50% in text-to-interleaved generation and around 44% in image-to-interleaved generation, while outperforming the strongest open-source interleaved model Anole by over 51% in the text setting. (*Con. and Ali. are not reported for baseline model Bagel and Janus-Pro that do not produce paired text-image guidance in the given setting.*)

In the text-to-interleaved setting, extending Bagel with our multi-turn framework enables continuous stepwise generation from scratch, where the native model cannot. Across metrics, Loom far surpasses Anole and all single-turn unified baselines. In the image-to-interleaved setting, Loom achieves the highest average scores across all metrics (3.48 vs. Doubao’s 2.82), excelling particularly in temporal coherence (+62%) and reference faithfulness (+51%). While Doubao shows better semantic alignment in most cases, Loom’s superior visual consistency and detail preservation make it more suitable for long-horizon procedural tasks.

Qualitative comparisons in Figure 5 show that open-source single-turn unified models quickly lose logical progression in later frames, while Hunyuan Image Edit fail to preserve details. Anole struggles with text–image alignment; Doubao produces visually appealing and well-aligned results but still exhibits small logical breaks, whereas Loom maintains superior alignment, coherence, and near-perfect adherence to reference images in painting tasks.

**Task 2: Compositional Generation (multi-image reasoning).** For this task, performance is directly reported using

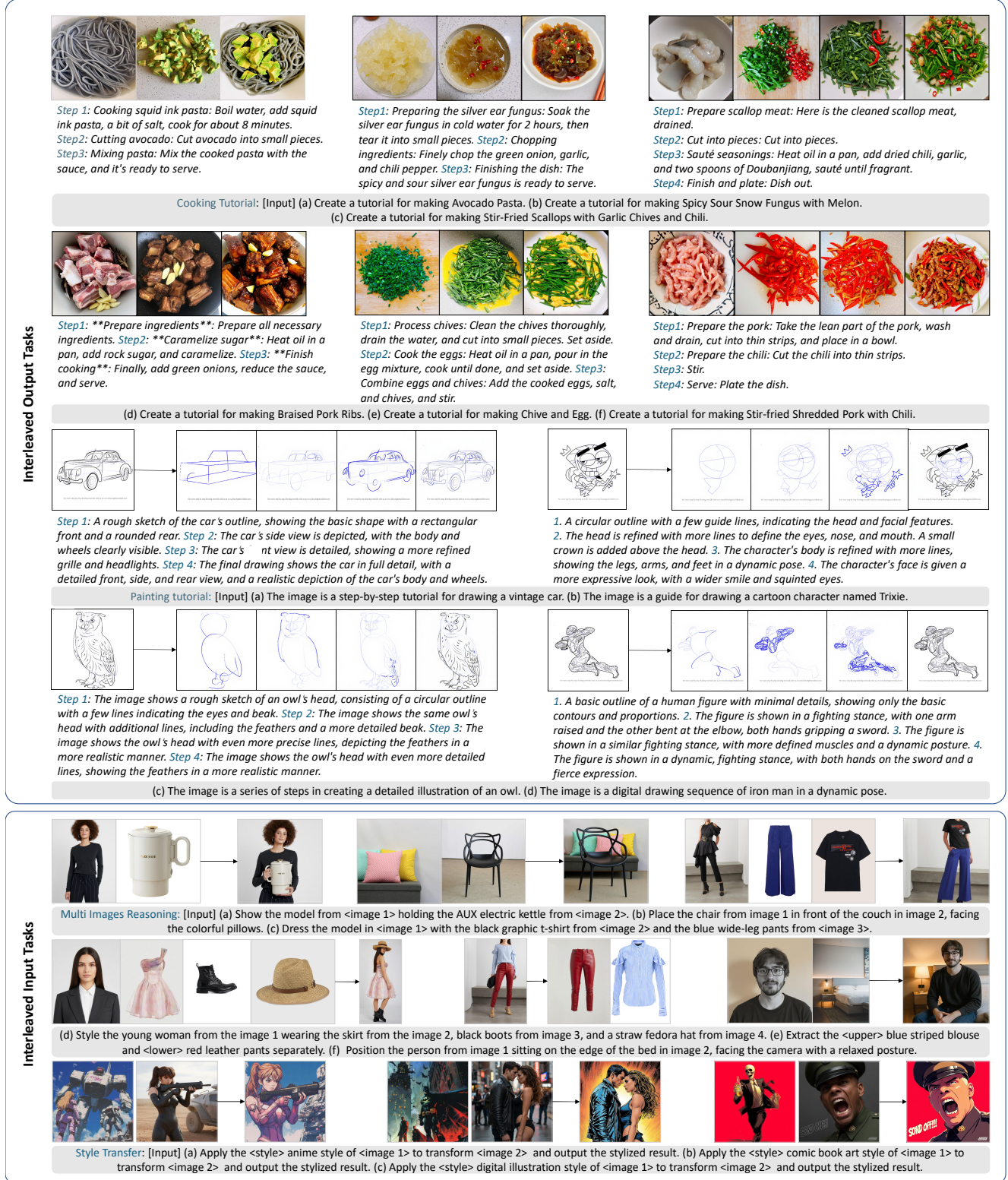


Figure 4. More generation results of Loom in interleaved tasks. The top rows show interleaved output tasks, including text-to-interleaved cooking tutorials and image-to-interleaved painting tutorials. The bottom rows depict interleaved input tasks, covering (1) procedural generation, (2) compositional generation and decomposition, and (3) style transfer from a given reference image.



Table 3. Multi-image reasoning performance on the OmniContext benchmark. Scores are categorized by scene type (MULTIPLE and SCENE) and the composition of "Character" (Char.), "Object" (Obj.), and both (Char.+Obj.). Higher average scores (Avg) indicate better performance. The benchmark's SINGLE category is excluded, as it is not relevant to our multi-image task.

Model	MULTIPLE			SCENE			Avg↑
	Char.	Object	Char.+Obj.	Char.	Object	Char.+Obj.	
Gemini-2.0-flash	2.91	2.16	3.80	3.02	3.89	2.92	3.12
GPT-4o [31]	<b>9.07</b>	<b>8.95</b>	<b>8.54</b>	<b>8.90</b>	<b>8.44</b>	<b>8.60</b>	<b>8.75</b>
UNO [50]	2.54	6.51	4.39	2.06	4.33	4.37	4.03
Bagel [12]	5.17	6.64	6.24	4.07	5.71	5.47	5.55
OmniGen [51]	5.65	5.44	4.68	3.59	4.32	5.12	4.8
OmniGen2 [47]	7.11	7.13	7.45	6.38	6.71	7.04	6.97
Echo-4o [53]	8.07	7.50	8.29	8.62	8.00	8.08	8.09
<b>Loom(Ours)</b>	<b>8.09</b>	<b>7.62</b>	<b>8.25</b>	<b>8.67</b>	<b>7.95</b>	<b>8.23</b>	<b>8.13</b>

the OmniContext benchmark in Table 3.

### 4.3. Qualitative Evaluation

More qualitative generation results are shown in Figure 4. The outputs demonstrate Loom is the current open-source SOTA in interleaved generation.

### 4.4. Ablation

We perform ablation studies exclusively on the image-to-interleaved generation setting (painting tutorials). More ablation results are in Figure 6. The ablation results in Table 4 reveal contributions from all components. Removing any single module leads to a clear drop across at least two metrics, confirming their complementary roles: textual guidance provides fine-grained control over semantic alignment, reference sampling strengthens temporal coherence via richer visual context, and time embedding is critical for maintaining consistent progression across frames. Compared to the baseline model Bagel, the full system improves temporal coherence by +38%, reference faithfulness by +54%, underscoring the necessity of all components.

Table 4. Ablation Study for Painting Tutorials (Image-to-Interleave) with GPT-4o Evaluation. Coherence. = Temporal Coherence; Reference. = Reference Faithfulness; Alignment. = Semantic Alignment.

Method	Coherence.↑	Reference.↑	Alignment.↑
Baseline	1.25	1.15	—
w/o Time Embedding	2.55	2.35	2.85
w/o Stepwise Prompt	2.15	2.95	2.35
w/o Reference Sampling	1.45	1.25	2.05
<b>Full</b>	<b>3.15</b>	<b>3.85</b>	<b>3.15</b>

## 5. Conclusion

We present **Loom**, a unified diffusion-transformer framework for interleaved text-image generation across style

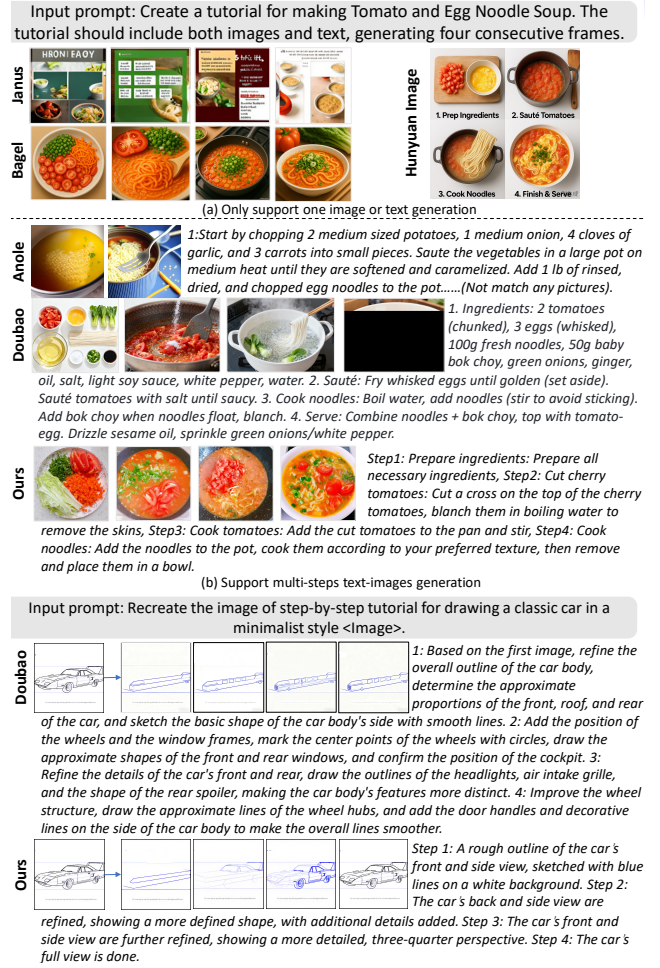


Figure 5. Comparison results. (a) Unified models such as Bagel and Janus-Pro only support single-round input-output generation. (b) Interleaved models, including Anole and Doubao support multi-step text-image generation; we also compared closed-source Doubao with our Loom in both text- and image-to-interleaved tasks.

transfer, compositional synthesis, and procedural tutorials. Built by extending the Bagel pre-trained unified model from single-turn inputs to handle complex N-to-M interleaved sequences, Loom supports interleaved procedural sequencing, structured compositional manipulation, and reference-guided appearance transfer. Experiments on a 50K interleaved dataset demonstrate that Loom delivers superior compositionality, temporal coherence, and text-image alignment, significantly outperforming open-source baselines and setting a new benchmark for coherent interleaved multimodal generation.






Figure 6. Ablation study results. From top to bottom: (1) baseline (Bagel), (2–4) removing each of the three modules: stepwise textual guidance, reference sampling, and time embedding and (5) our full model Loom. Red rectangles highlight regions with obvious errors.

## References

- [1] Nano-banana. <https://deepmind.google/models/gemini-image/pro/>. Accessed: 2025-12-10. 5, 6
- [2] Promptsref. <https://promptsref.com/zh>. Accessed: 2025-11-14. 5, 6
- [3] Shuai Bai, Keqin Chen, Xuejing Liu, Jialin Wang, Wenbin Ge, Sibao Song, Kai Dang, Peng Wang, Shijie Wang, Jun Tang, Humen Zhong, Yanzhi Zhu, Mingkun Yang, Zhaohai Li, Jianqiang Wan, Pengfei Wang, Wei Ding, Zheren Fu, Yiheng Xu, Jiabo Ye, Xi Zhang, Tianbao Xie, Zesen Cheng, Hang Zhang, Zhibo Yang, Haiyang Xu, and Junyang Lin. Qwen2.5-vl technical report, 2025. 3
- [4] Xuyang Bai, Zeyu Hu, Xinge Zhu, Qingqiu Huang, Yilun Chen, Hongbo Fu, and Chiew-Lan Tai. TransFusion: Robust Lidar-Camera Fusion for 3d Object Detection with Transformers. *CVPR*, 2022. 2
- [5] Bowei Chen, Yifan Wang, Brian Curless, Ira Kemelmacher-Shlizerman, and Steven M. Seitz. Inverse painting: Reconstructing the painting process, 2024. 3
- [6] Jiahai Chen, Zhiyang Xu, Xichen Pan, Yushi Hu, Can Qin, Tom Goldstein, Lifu Huang, Tianyi Zhou, Saining Xie, Silvio Savarese, Le Xue, Caiming Xiong, and Ran Xu. Blip3-o: A family of fully open unified multimodal models-architecture, training and dataset, 2025. 1
- [7] Xiaokang Chen, Zhiyu Wu, Xingchao Liu, Zizheng Pan, Wen Liu, Zhenda Xie, Xingkai Yu, and Chong Ruan. Janus-pro: Unified multimodal understanding and generation with data and model scaling, 2025. 6
- [8] Shanbo Cheng, Yu Bao, Qian Cao, Luyang Huang, Liyan Kang, Zhicheng Liu, Yu Lu, Wenhao Zhu, Jingwen Chen, Zhichao Huang, Tao Li, Yifu Li, Huiying Lin, Sitong Liu, Ningxin Peng, Shuaijie She, Lu Xu, Nuo Xu, Sen Yang, Runsheng Yu, Yiming Yu, Liehao Zou, Hang Li, Lu Lu, Yuxuan Wang, and Yonghui Wu. Seed-x: Building strong multilingual translation llm with 7b parameters, 2025. 3
- [9] Ethan Chern, Jiadi Su, Yan Ma, and Pengfei Liu. Anole: An open, autoregressive, native large multimodal models for interleaved image-text generation, 2024. 3, 6
- [10] Yisol Choi, Sangkyung Kwak, Kyungmin Lee, Hyungwon Choi, and Jinwoo Shin. Improving diffusion models for authentic virtual try-on in the wild, 2024. 3
- [11] Zheng Chong, Xiao Dong, Haoxiang Li, Shiyue Zhang, Wenqing Zhang, Xujie Zhang, Hanqing Zhao, Dongmei Jiang, and Xiaodan Liang. Catvton: Concatenation is all you need for virtual try-on with diffusion models, 2025. 3
- [12] Chaorui Deng, Deyao Zhu, Kunchang Li, Chenhui Gou, Feng Li, Zeyu Wang, Shu Zhong, Weihao Yu, Xiaonan Nie, Ziang Song, Guang Shi, and Haoqi Fan. Emerging properties in unified multimodal pretraining. *arXiv preprint arXiv:2505.14683*, 2025. 1, 2, 6, 8
- [13] Yu Gao, Lixue Gong, Qiushan Guo, Xiaoxia Hou, Zhichao Lai, Fanshi Li, Liang Li, Xiaochen Lian, Chao Liao, Liyang Liu, Wei Liu, Yichun Shi, Shiqi Sun, Yu Tian, Zhi Tian, Peng Wang, Rui Wang, Xuanda Wang, Xun Wang, Ye Wang, Guofeng Wu, Jie Wu, Xin Xia, Xuefeng Xiao, Zhonghua Zhai, Xinyu Zhang, Qi Zhang, Yuwei Zhang, Shijia Zhao, Jianchao Yang, and Weilin Huang. Seedream 3.0 technical report, 2025. 2, 6
- [14] Yan Gong, Yiren Song, Yicheng Li, Chenglin Li, and Yin Zhang. Relationadapter: Learning and transferring visual relation with diffusion transformers. *arXiv preprint arXiv:2506.02528*, 2025. 3
- [15] Hailong Guo, Bohan Zeng, Yiren Song, Wentao Zhang, Chuang Zhang, and Jiaming Liu. Any2anytryon: Leveraging adaptive position embeddings for versatile virtual clothing tasks. *arXiv preprint arXiv:2501.15891*, 2025. 3
- [16] Amir Hertz, Andrey Voynov, Shlomi Fruchter, and Daniel Cohen-Or. Style aligned image generation via shared attention, 2024. 3
- [17] Jonathan Ho and Tim Salimans. Classifier-free diffusion guidance, 2022. 5
- [18] Edward J. Hu, Yelong Shen, Phillip Wallis, Zeyuan Allen-Zhu, Yanzhi Li, Shean Wang, Lu Wang, and Weizhu Chen. Lora: Low-rank adaptation of large language models, 2021. 3
- [19] Chengyou Jia, Xin Shen, Zhuohang Dang, Zhuohang Dang, Changliang Xia, Weijia Wu, Xinyu Zhang, Hangwei Qian, Ivor W. Tsang, and Minnan Luo. Why settle for one? text-to-imageset generation and evaluation, 2025. 3
- [20] Siqi Kou, Jiachun Jin, Zhihong Liu, Chang Liu, Ye Ma, Jian Jia, Quan Chen, Peng Jiang, and Zhijie Deng. Orthus: Autoregressive interleaved image-text generation with modality-specific heads, 2025. 3
- [21] Black Forest Labs. Flux. <https://github.com/black-forest-labs/flux>, 2024. 2, 3

- [22] Mingkun Lei, Xue Song, Beier Zhu, Hao Wang, and Chi Zhang. Stylestudio: Text-driven style transfer with selective control of style elements, 2025. 3
- [23] Ang Li, Charles Wang, Deqing Fu, Kaiyu Yue, Zikui Cai, Wang Bill Zhu, Ollie Liu, Peng Guo, Willie Neiswanger, Fulong Huang, Tom Goldstein, and Micah Goldblum. Zebra-cot: A dataset for interleaved vision language reasoning, 2025. 3
- [24] Chao Liao, Liyang Liu, Xun Wang, Zhengxiong Luo, Xinyu Zhang, Wenliang Zhao, Jie Wu, Liang Li, Zhi Tian, and Weilin Huang. Mogao: An omni foundation model for interleaved multi-modal generation, 2025. 3
- [25] Bin Lin, Zongjian Li, Xinhua Cheng, Yuwei Niu, Yang Ye, Xianyi He, Shenghai Yuan, Wangbo Yu, Shaodong Wang, Yunyang Ge, Yatian Pang, and Li Yuan. Uniworld-v1: High-resolution semantic encoders for unified visual understanding and generation, 2025. 1
- [26] Yaron Lipman, Ricky T. Q. Chen, Heli Ben-Hamu, Maximilian Nickel, and Matt Le. Flow matching for generative modeling, 2023. 3
- [27] Qiang Liu. Rectified flow: A marginal preserving approach to optimal transport, 2022. 2
- [28] Xingchao Liu, Chengyue Gong, and Qiang Liu. Flow straight and fast: Learning to generate and transfer data with rectified flow, 2022. 3
- [29] Yiyang Ma, Xingchao Liu, Xiaokang Chen, Wen Liu, Chengyue Wu, Zhiyu Wu, Zizheng Pan, Zhenda Xie, Haowei Zhang, Xingkai yu, Liang Zhao, Yisong Wang, Jiaying Liu, and Chong Ruan. Janusflow: Harmonizing autoregression and rectified flow for unified multimodal understanding and generation, 2025. 1
- [30] John Nguyen, Marton Havasi, Tariq Berrada, Luke Zettlemoyer, and Ricky T. Q. Chen. Oneflow: Concurrent mixed-modal and interleaved generation with edit flows, 2025. 3
- [31] OpenAI, Aaron Hurst, Adam Lerer, Adam P. Goucher, Adam Perelman, Aditya Ramesh, Aidan Clark, and AJ Ostrow. Gpt-4o system card, 2024. 2, 8
- [32] Luozheng Qin, Jia Gong, Yuqing Sun, Tianjiao Li, Mengping Yang, Xiaomeng Yang, Chao Qu, Zhiyu Tan, and Hao Li. Uni-cot: Towards unified chain-of-thought reasoning across text and vision, 2025. 3
- [33] Alec Radford, Jong Wook Kim, Chris Hallacy, Aditya Ramesh, Gabriel Goh, Sandhini Agarwal, Girish Sastry, Amanda Askell, Pamela Mishkin, Jack Clark, Gretchen Krueger, and Ilya Sutskever. Learning transferable visual models from natural language supervision, 2021. 6
- [34] Aditya Ramesh, Prafulla Dhariwal, Alex Nichol, Casey Chu, and Mark Chen. Hierarchical text-conditional image generation with clip latents, 2022. 3
- [35] Yiren Song, Danze Chen, and Mike Zheng Shou. Layer-tracer: Cognitive-aligned layered svg synthesis via diffusion transformer. *arXiv preprint arXiv:2502.01105*, 2025. 3
- [36] Yiren Song, Cheng Liu, and Mike Zheng Shou. Makeanything: Harnessing diffusion transformers for multi-domain procedural sequence generation, 2025. 3, 5
- [37] Yiren Song, Cheng Liu, and Mike Zheng Shou. Omniconsistency: Learning style-agnostic consistency from paired stylization data, 2025. 3
- [38] Chameleon Team. Chameleon: Mixed-modal early-fusion foundation models, 2025. 2
- [39] Gemini Team, Petko Georgiev, Ving Ian Lei, Ryan Burnell, Libin Bai, Anmol Gulati, Garrett Tanzer, Damien Vincent, Zhufeng Pan, Shibo Wang, and Soroosh. Gemini 1.5: Unlocking multimodal understanding across millions of tokens of context, 2024. 2
- [40] Gemini Team, Rohan Anil, Sebastian Borgeaud, Jean-Baptiste Alayrac, Jiahui Yu, Radu Soricut, and Johan Schalkwyk. Gemini: A family of highly capable multimodal models, 2025. 2
- [41] Paints-Undo Team. Paints-undo github page, 2024. 3
- [42] Changyao Tian, Xizhou Zhu, Yuwen Xiong, Weiyun Wang, Zhe Chen, Wenhai Wang, Yuntao Chen, Lewei Lu, Tong Lu, Jie Zhou, Hongsheng Li, Yu Qiao, and Jifeng Dai. Mm-interleaved: Interleaved image-text generative modeling via multi-modal feature synchronizer, 2024. 3
- [43] Michael Tschanen, Alexey Gritsenko, Xiao Wang, Muhammad Ferjad Naeem, Ibrahim Alabdulmohsin, Nikhil Parthasarathy, Talfan Evans, Lucas Beyer, Ye Xia, Basil Mustafa, Olivier Hénaff, Jeremiah Harmsen, Andreas Steiner, and Xiaohua Zhai. Siglip 2: Multilingual vision-language encoders with improved semantic understanding, localization, and dense features, 2025. 2
- [44] Haofan Wang, Peng Xing, Renyuan Huang, Hao Ai, Qixun Wang, and Xu Bai. Instantstyle-plus: Style transfer with content-preserving in text-to-image generation, 2024. 3
- [45] Xinlong Wang, Xiaosong Zhang, Zhengxiong Luo, Quan Sun, Yufeng Cui, Jinsheng Wang, Fan Zhang, Yueze Wang, Zhen Li, Qiyang Yu, et al. Emu3: Next-token prediction is all you need. *arXiv preprint arXiv:2409.18869*, 2024. 2
- [46] Zitong Wang, Hang Zhao, Qianyu Zhou, Xuequan Lu, Xi-angtai Li, and Yiren Song. Diffdecompose: Layer-wise decomposition of alpha-composited images via diffusion transformers. *arXiv preprint arXiv:2505.21541*, 2025. 3
- [47] Chenyuan Wu, Pengfei Zheng, Ruiran Yan, Shitao Xiao, Xin Luo, Yueze Wang, Wanli Li, Xiyan Jiang, Yexin Liu, Junjie Zhou, Ze Liu, Ziyi Xia, Chaofan Li, Haoge Deng, Jiahao Wang, Kun Luo, Bo Zhang, Defu Lian, Xinlong Wang, Zhongyuan Wang, Tiejun Huang, and Zheng Liu. Omnigen2: Exploration to advanced multimodal generation, 2025. 3, 8
- [48] Shengqiong Wu, Hao Fei, Leigang Qu, Wei Ji, and Tat-Seng Chua. Next-gpt: Any-to-any multimodal llm, 2024. 2
- [49] Shaojin Wu, Mengqi Huang, Yufeng Cheng, Wenxu Wu, Ji-ah Tian, Yiming Luo, Fei Ding, and Qian He. Uso: Unified style and subject-driven generation via disentangled and reward learning, 2025. 3
- [50] Shaojin Wu, Mengqi Huang, Wenxu Wu, Yufeng Cheng, Fei Ding, and Qian He. Less-to-more generalization: Unlocking more controllability by in-context generation. *arXiv preprint arXiv:2504.02160*, 2025. 3, 8
- [51] Shitao Xiao, Yueze Wang, Junjie Zhou, Huaying Yuan, Xingrun Xing, Ruiran Yan, Shutong Wang, Tiejun Huang, and Zheng Liu. Omnigen: Unified image generation. *arXiv preprint arXiv:2409.11340*, 2024. 3, 8
- [52] Jinheng Xie, Weijia Mao, Zechen Bai, David Junhao Zhang, Weihao Wang, Kevin Qinghong Lin, Yuchao Gu, Zhijie

- Chen, Zhenheng Yang, and Mike Zheng Shou. Show-o: One single transformer to unify multimodal understanding and generation, 2025. [1](#), [2](#)
- [53] Junyan Ye, Dongzhi Jiang, Zihao Wang, Leqi Zhu, Zhenghao Hu, Zilong Huang, Jun He, Zhiyuan Yan, Jinghua Yu, Hongsheng Li, Conghui He, and Weijia Li. Echo-4o: Harnessing the power of gpt-4o synthetic images for improved image generation, 2025. [3](#), [5](#), [8](#)
- [54] Kai Zhang, Lingbo Mo, Wenhui Chen, Huan Sun, and Yu Su. Magicbrush: A manually annotated dataset for instruction-guided image editing. In *Advances in Neural Information Processing Systems*, 2023. [3](#)
- [55] Lvmin Zhang, Anyi Rao, and Maneesh Agrawala. Adding conditional control to text-to-image diffusion models, 2023. [3](#)
- [56] Ruoxuan Zhang, Hongxia Xie, Yi Yao, Jian-Yu Jiang-Lin, Bin Wen, Ling Lo, Hong-Han Shuai, Yung-Hui Li, and Wen-Huang Cheng. Recipegen: A benchmark for real-world recipe image generation, 2025. [3](#), [5](#)
- [57] Xuanpu Zhang, Dan Song, Pengxin Zhan, Tianyu Chang, Jianhao Zeng, Qingguo Chen, Weihua Luo, and Anan Liu. Boow-vton: Boosting in-the-wild virtual try-on via mask-free pseudo data training, 2024. [3](#)
- [58] Yuxuan Zhang, Yiren Song, Jiaming Liu, Rui Wang, Jinpeng Yu, Hao Tang, Huaxia Li, Xu Tang, Yao Hu, Han Pan, et al. Ssr-encoder: Encoding selective subject representation for subject-driven generation. In *Proceedings of the IEEE/CVF Conference on Computer Vision and Pattern Recognition*, pages 8069–8078, 2024. [3](#)
- [59] Yuxuan Zhang, Lifu Wei, Qing Zhang, Yiren Song, Jiaming Liu, Huaxia Li, Xu Tang, Yao Hu, and Haibo Zhao. Stable-makeup: When real-world makeup transfer meets diffusion model. *arXiv preprint arXiv:2403.07764*, 2024. [3](#)
- [60] Yuxuan Zhang, Yirui Yuan, Yiren Song, Haofan Wang, and Jiaming Liu. Easycontrol: Adding efficient and flexible control for diffusion transformer. *arXiv preprint arXiv:2503.07027*, 2025. [3](#)
- [61] Yuxuan Zhang, Qing Zhang, Yiren Song, Jichao Zhang, Hao Tang, and Jiaming Liu. Stable-hair: Real-world hair transfer via diffusion model. In *Proceedings of the AAAI Conference on Artificial Intelligence*, pages 10348–10356, 2025. [3](#)
- [62] Zhuofan Zong, Dongzhi Jiang, Bingqi Ma, Guanglu Song, Hao Shao, Dazhong Shen, Yu Liu, and Hongsheng Li. Easyref: Omni-generalized group image reference for diffusion models via multimodal llm, 2024. [3](#)

# Loom: Diffusion-Transformer for Interleaved Generation

## Supplementary Material

### A. Implementation Details

#### A.1. Method Details

**Training Scaffolding for Planning.** To enable the Planning-First strategy described in the main text, we construct specific context scaffolds during training. Given a raw prompt (optionally with a reference image), we prepend a lightweight skeleton instruction to guide the model. Conditioned on this scaffold, the model learns to output the full plan in a standardized format. The maximum number of steps is truncated at  $N_{max} = 6$  during training to fit memory constraints, though the model generalizes to variable lengths at inference. This consistent formatting ensures that the "Plan" phase is robust and distinct from the "Render" phase.

**Sampling Rotation Offset.** While the inference phase uses the deterministic sparse sampling formula introduced in Sec. 3.2, during training, we introduce a randomization factor to improve robustness. We apply a small rotation offset  $o$  to the sampling indices:

$$\text{Indices} = \{ \lfloor i \cdot T / (K_{max} + 1) \rfloor + o \mid i = 1, \dots, K_{max} \} \quad (6)$$

where  $0 \leq o < \lfloor T / (K_{max} + 1) \rfloor$ . This offset shifts the sampled frames slightly across different training epochs. **Example:** For a sequence length  $T = 5$  with budget  $K_{max} = 4$ :

- $o = 0 \rightarrow \{1, 2, 3, 4\}$
- $o = 1 \rightarrow \{2, 3, 4, 5\}$

This mechanism ensures that over the course of training, every frame position in the history is observed by the model at least once, preventing overfitting to specific step indices. At inference, we default to full-context mode if  $T$  permits, or use the standard deterministic sampling ( $o = 0$ ) for longer sequences to maximize stability.

**Entity Tokens Details.** Our dataset is curated so each frame contains a single, clean foreground subject (person or object). We introduce a small vocabulary of textual entity tokens (e.g., `<model>`, `<upper>`, `<bag>`) that canonically name the subject. These tokens recur across diverse scenes, poses, garments, and styles, enabling the model to learn stable, compositional grounding to real-world entities.

During training, the source images are intentionally constructed to depict a single salient object or person per frame. To leverage this natural compositional unit, Loom augments textual conditioning with structured entity tokens that explicitly represent the main subject in each image.

At inference, entity tokens serve as handles for localized control. Inserting a token into the plan (e.g., "replace `<upper>` with a red sweater") directs edits to the corresponding subject slot. We apply multi-modal classifier-free guidance with a subject-specific scale  $s_{\text{entity}}$  inside the mask, keeping the background unchanged. This yields high-fidelity, predictable edits, and also supports reverse (decomposition) tasks by localizing which region to extract or describe. Clean, single-entity frames ensure unambiguous token-region alignment, making control stable and interpretable.

#### A.2. Dataset Details

Our interleaved dataset spans three task families (composition/decomposition, style transfer, and interleaved tutorials) and is constructed via a multi-stage pipeline ensuring high quality.

**Dataset Sources.** Our interleaved dataset integrates multiple real-world tutorial and transformation scenarios from both original in-house creation and carefully selected public resources. Sources include: (1) high-quality cooking and painting tutorials collected from the internet and manually screened for clarity and completeness; (2) public datasets such as RecipeGen, Youcook, MakeAnything, Echo-4o, Viton-HD, Deepfashion, Dresscode, Omnigen and Prompt-sref website, used strictly within permitted terms;

**Quality Filtering.** To ensure strong text-image alignment and visual clarity, all sequences are manually or semi-automatically recaptioned using a high-capability multi-modal model like GPT-4o and, when needed, re-sampled to preserve temporal and semantic consistency. Low-quality or mismatched content is removed during this process so that only well-aligned, contextually coherent, and visually complete examples remain in the final dataset.

**Usability.** The dataset emphasizes realistic, naturally occurring visual content rather than synthetic renderings, ensuring credibility and high transferability to real-world use cases. Sequences are paired with step-by-step instructions and corresponding images, providing rich multimodal supervision for interleaved generation tasks. We aim to release metadata, filtering scripts, and as many full sequences as licensing permits, enabling reproducibility. The resulting corpus offers substantial scale, precise text-image alignment, and high-quality frame progression, making it suitable for both benchmarking and training.



## B. Additional Experiment Results

### B.1. Evaluation Metrics Reliability

Our evaluation framework directly targets the key requirements of long-horizon interleaved text–image generation, including : visual continuity (temporal coherence between frames), textual continuity (logical progression of instructions) and cross-modal alignment (semantic match between text and images). These three dimensions map to the reasoning and rendering challenges in N-to-M generation, providing a balanced view of stepwise planning, visual consistency, and semantic coupling.

Given the lack of a public benchmark for extended interleaved generation, we align human evaluation with a strong multimodal LLM evaluator (GPT-4o). Human scoring follows a concise three-question rubric for TC, IF, and NC, parallel to GPT-4o’s evaluation protocol. To verify metric reliability, we compute Pearson correlations between human ratings and GPT-4o scores for text-to-interleaved generation criteria (shown in Fig 5) and image-to-interleaved generation criteria (shown in Fig 6). Across all reported dimensions, we find positive correlations and consistent relative rankings, indicating that automatic scores track human preferences well.

A visual comparison between GPT-4o and human scores is shown in Fig 9. This cross-check ensures that our chosen dimensions are not only intuitive and discriminative, but also statistically aligned between independent evaluators.

In addition, for text-to-interleaved tasks, we report CLIP (ViT-L/14) image–text alignment scores as an auxiliary measure of cross-modal consistency, which correlate positively with human ratings on alignment-related dimensions. Together, these results confirm that our evaluation suite is transparent, task-relevant, and methodologically sound: the three core dimensions cover interleaved generation needs, human and machine assessments exhibit strong Pearson agreement, and CLIP alignment provides an independent signal on image–text coupling.

### B.2. User Study and Evaluation Details

GPT-4o scoring details are shown in Fig 7: prompts, 1–5 scoring anchors, and the aggregation rule (mean of TC / IF / NC). Human scoring details are shown in Fig 8: questionnaire layout, per-criterion rubric, and reporting fields (rater scores, mean). The human study involved 20 participants, each evaluating 20 assigned test cases; for each assigned case, a participant scored all model outputs for that case, without evaluating every case in the dataset.

### B.3. More Generation Results

More interleaved input and output results shown in Fig 10 and Fig 11.

## C. Limitation and Future Work

While Loom establishes a strong baseline for open-source interleaved generation, a performance gap remains compared to proprietary systems. Loom currently prioritizes temporal consistency and instruction adherence, trading off single-frame visual fidelity against specialized image synthesizers. Furthermore, Loom trails closed-source counterparts in complex reasoning tasks. Future directions include scaling the reasoning backbone, enhancing high-resolution synthesis, and expanding tutorial datasets to close the gap with proprietary frontiers.

**GPT-4o Scoring Table**

You are a STRICT multimodal content evaluator. Your task is to rigorously assess a step-by-step tutorial sequence with **EXACT** image-text alignment verification along three axes and assign a 1–5 score per axis, plus a one-sentence justification each. Use the same 1–5 scale: 5 perfect; 4 minor issue; 3 acceptable (some issues); 2 poor (multiple issues); 1 fail.

- **Temporal Coherence (TC)**: real-world chronological order in one scene; prep < cooking < plating; logical progression; no impossible jumps; executable in practice.
- **Instruction Following (IF)**: matches the instruction exactly; required elements present (incl. exact step count); Image visually matches text for each step; tools/ingredients appear in correct steps; final result meets the stated goal.
- **Narrative Consistency (NC)**: 1:1 text–image pairing; same scenario/dish across frames; consistent visual style (lighting/angle/setup); no contradictions; complete story.

*GPT return format:*

**Respond with ONLY this JSON structure (no markdown, no comments):**

```
{
  "temporal_coherence": <integer 1-5>, "instruction_following": <integer 1-5>, "narrative_consistency": <integer 1-5>,
  "temporal_reasoning": "<Explain: Are steps in correct order? List any violations. 2-4 sentences.>",
  "instruction_reasoning": "<Explain: Image-text match quality? List mismatches. 2-4 sentences.>",
  "narrative_reasoning": "<Explain: Count ratio? Visual consistency? Any contradictions? 2-4 sentences.>",
  "overall_score": <float: average of 3 scores, 1 decimal>,
  "detailed_alignment_check": {
    "step_1": "<Match / Mismatch: reason>", "step_2": "<Match / Mismatch: reason>", "step_3": "<Match / Mismatch: reason>",
    "step_4": "<Match / Mismatch: reason>"
  },
  "usability_assessment": "<Honest answer: Can someone ACTUALLY follow this tutorial? Why/why not? >",
  "image_text_pairing": "<Excellent (4/4) / Good (3/4) / Fair (2/4) / Poor (≤1/4)>"
}
```

Figure 7. GPT-4o scoring table (automatic evaluation over TC/IF/NC; 1–5, higher is better).

**Human Evaluation Scoring Table**

**Human Evaluation Questionnaire**

Purpose: Automatic metrics miss commonsense aspects like real-world step order, exact instruction compliance, and story coherence. Human evaluators can judge these better, so we design a simple 3-question form aligned with our core quality dimensions.

Procedure:

1. Read the task instruction and sequence (text + images).
2. For each step, check if the image matches its text.
3. Answer the three prompts below, score 1–5, and write a brief justification for each.

Metrics:

- 1. Temporal Coherence:** Do steps follow real-world chronological order in one scene (prep → cooking → plating) with logical progression and no impossible jumps?
- 2. Instruction Following:** Does the output exactly meet the task (correct step count, all required elements, image–text match, correct tools/ingredients, final dish matches goal)?
- 3. Narrative Consistency:** Is there a unified story (1:1 text–image pairing, same dish/scenario, consistent style, no contradictions, complete from prep to finish)?

Scoring:

1 = fail, 5 = perfect; intermediate values indicate increasing quality.

Figure 8. Human scoring table (three-question questionnaire for TC/IF/NC; 1–5 with brief rationale).

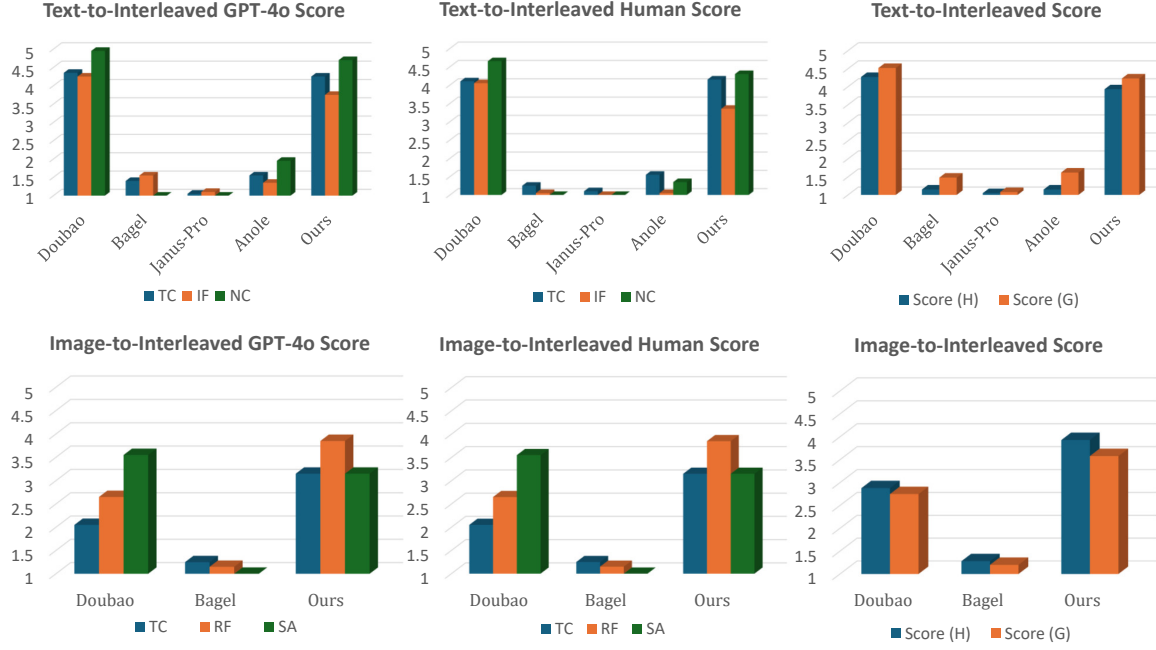


Figure 9. GPT-4o and human scoring details in each metrics and two evaluators comparison. TC. = Temporal Coherence; IF. = Instruction Following; NC. = Narrative Consistency; RF. = Reference Faithfulness; SA. = Semantic Alignment; H = Human; G = GPT-4o.

Table 5. Pearson correlation (r) for text-to-interleaved generation criteria. TC. = Temporal Coherence; IF. = Instruction Following; NC. = Narrative Consistency.

Model	TC.	IF.	NC.
Doubao	0.1048	0.1325	0.3126
Bagel	0.2357	0.2536	–
Janus-Pro	-0.0765	0.0526	–
Anole	0.2536	0.1683	0.1683
<b>Loom (Ours)</b>	0.2425	0.0605	0.2857

Table 6. Pearson correlation (r) for image-to-interleaved generation criteria. TC. = Temporal Coherence; RF. = Reference Faithfulness; SA. = Semantic Alignment.

Model	TC.	RF.	SA.
Doubao	0.0964	0.0989	0.183
Bagel	0.1325	0.380	–
<b>Loom (Ours)</b>	0.3083	0.1765	0.0964





## Cooking Tutorial



1: Soften cream cheese: Let the cream cheese soften at room temperature. You can speed up this process by heating it slightly in a water bath or microwave. 2: Mix in milk: Once the cream cheese is smooth, add the milk and mix well. 3: Bake and chill: Bake in the middle layer of the oven at 150 °C (300 °F) for 50 minutes, then let it cool to room temperature and refrigerate for at least 4 hours.



Step1: Preparing shrimp: Clean the shrimp, remove the heads and shells, devein, rinse and drain, then marinate with cooking wine, salt, and white pepper for a while. Step2: Stir and cook the shrimp. Step3: Adding green peas and shrimp: Add the green peas and shrimp, dish out and serve.



Step1: Steam the potatoes: Steam the potatoes until cooked, I used a pressure cooker, it's very convenient. Step2: Mash the potatoes: Use a potato masher to quickly mash the potatoes, you can add a little water to prevent the mashed potatoes from turning yellow. Step3: Season the mashed potatoes: Add black pepper and salt to the mashed potatoes.



Step1: Prepare the green beans: Remove the strings and break the green beans into small pieces, Step2: Chop the green onions: Finely chop the green onions, Step3: Mix with noodles: Mix the green bean noodles with the stir.



Step1: Prepare vegetables: Cut the carrots and zucchini into strips, cut the spinach into sections, and slice the mushrooms, Step2: Cook beef slices: Heat oil in a pan, add the beef slices, and stir, Step3: Combine ingredients: Place the cooked beef slices and vegetables on top of the rice, and drizzle with the prepared Korean sauce.



Step1: Preparing the sausage: Steam the sausage, Step2: Adding ingredients to the clay pot: Place the sausage, chicken, and mushrooms in the clay pot, then add two tablespoons of oyster sauce, one tablespoon of dark soy sauce, and one tablespoon of light soy sauce, Step3: Final touch: When the time is up, open the lid and sprinkle with chopped green onions.



Step1: Mix flour and yeast: Combine the flour and yeast powder, and mix well., Step2: Knead and ferment the dough: Pour the prepared water into the flour and yeast mixture, knead into a dough, and ferment for about 1 hour until the dough doubles in size. Step3: Steam the flower rolls: Steam the prepared flower rolls for about 15 minutes.



Step1: Preparing the taro: Peel the taro and cut it into strips, then soak in water to prevent oxidation. Boil water in a pot, add some salt, and cook the taro for 3 minutes. Drain and set aside, Step2: Chopping scallions, ginger, and garlic: Finely chop scallions, ginger, and garlic, Step3: Plating: Serve the dish on a plate.



Step1: Knead the dough: Put all the dough ingredients except the butter into the bread machine and run a dough kneading program, Step2: Roll the dough: Take a relaxed dough piece, smooth side down, roll it into a tongue shape, and then flip it over and roll it up, Step3: Bake the bread: After the second fermentation, brush the surface with egg wash, sprinkle sesame seeds, and bake in a preheated oven at 160 °C for 20 minutes.

## Sketch Painting Tutorial



1. A simple, uncolored sketch of a cat's head, outlined with a thick blue line. The cat's face is depicted with a few essential features: eyes, nose, and mouth. 2. The cat's head is slightly more detailed, with additional lines indicating the shape of the ears and the contour of the face. 3. A full-body sketch of the cat, showing its head, neck, and shoulders. The cat's expression is neutral, with no additional features added yet. 4. The cat's head and shoulders are now fully drawn, with a more detailed outline. 5. The cat's body is further defined, showing the shape of the neck, chest, and shoulders.



1. A stick figure with a single line representing the body, arms, and legs. 2. The character's torso is refined, with a more detailed chest and arms. The hands are now depicted with a simple, clenched fist. 3. The character's legs are more defined, with feet and shoes. 4. The character's torso is detailed, with a defined chest and arms. 5. The character is fully developed, with a detailed face, hair, and clothing. The final image shows a dynamic pose, with the character holding a weapon in one hand and a shield in the other.



1. A basic outline of the character's head, torso, and limbs, drawn with blue lines on a white background. 2. The torso and limbs are refined, showing a more dynamic pose. 3. The character's facial expression is enhanced with more defined eyes and mouth. 4. The character's face is refined, with more defined eyes and a slight smile. 5. The character is fully colored, with a pastel palette, showing a soft, dreamy look.



The first frame shows a rough outline of the person's head, with simple, curved lines indicating the hair and face. The second frame adds more detail to the head, showing the hair and face in greater detail. The third frame shows the head with more defined features, including facial expressions and clothing. The fourth frame shows the head with additional details, including clothing and a more defined posture. The fifth frame shows the head with even more detailed clothing and accessories. Each frame progresses from a basic outline to a more detailed, finished drawing. The entire process is done in blue lines on a white background.



1. The image shows the car's basic outline, with simple geometric shapes like circles and ovals. 2. The image adds more details, including the front and rear wheels, hood, and body lines. 3. The image includes more intricate details, such as the front and rear bumpers, windows, and the car's distinctive shape. 4. The image shows the completed sketch, with a more refined shape and additional details like the front and rear sections. 5. The entire drawing is executed in blue ink on a white background, providing a clear, step-by-step guide to creating the final image.



1. A single circle and a square, representing the head and torso. 2. A stick figure with a circle for the head, a square for the torso, and a triangle for the feet. 3. The face is more detailed, with glasses and a small chin. 4. The face is more expressive, with open eyes and a slight smile. 5. The final image shows a full-body portrait.

Figure 11. More generation results of Loom in interleaved output tasks, which include cooking tutorial and sketch painting tutorial.