

# Fibonacci and Lucas numbers arising from two-component spanning forests of wheel graphs

Tsuyoshi Miezeki<sup>\*</sup>; Shunya Tamura<sup>†</sup>

December 23, 2025

## Abstract

In this paper, we present a constructive bijection between a conditioned spanning forest of the wheel graph  $W_{n+1}$  and a spanning tree of the fan graph  $F_n$ . In addition, by applying the effective resistance formula obtained by Bapat and Gupta [1], we derive an explicit formula for the number of two-component spanning forests of  $W_{n+1}$  in which two specified vertices  $u$  and  $v$  lie in distinct components. Based on this result, we obtain explicit formulas for the following three conditioned two-component spanning forests  $F_{W_{n+1}}(v_1 \mid v_2)$ ,  $F_{W_{n+1}}(v_1 \mid v_3)$ , and  $F_{W_{n+1}}(v_1 \mid v_c)$ . These formulas are  $F_{W_{n+1}}(v_1 \mid v_2) = 2(f_{2n-1} - 1)$ ,  $F_{W_{n+1}}(v_1 \mid v_3) = 2(\ell_{2n-2} - 3)$ ,  $F_{W_{n+1}}(v_1 \mid v_c) = f_{2n}$ , where  $f_i$  and  $\ell_j$  denote the  $i$ -th Fibonacci number and  $j$ -th Lucas number, respectively. As these identities show, the enumerations naturally lead to formulas involving Fibonacci numbers and Lucas numbers. Taken together, these two approaches show a unified perspective. One is the constructive combinatorial bijection, and the other is the analytic method based on effective resistance. Together they provide a new integrated framework for studying the structure of spanning forests on  $W_{n+1}$ .

**Keywords:** wheel graph, fan graph, bijection, spanning tree, spanning forests, Lucas number, Fibonacci number, effective resistance

**2020 Mathematical Subject Classification:** 05C30, 05C05, 05A19.

## 1 Introduction

We consider the wheel graph  $W_{n+1}$ , which consists of one central vertex and an  $n$ -vertex cycle. The number of spanning trees of  $W_{n+1}$  is known to be  $\ell_{2n} - 2$ , where  $\ell_j$  denotes the Lucas numbers. This classical result goes back to Myers [4] and Bogdanowicz [3]. Since Lucas numbers are closely related

---

<sup>\*</sup>Faculty of Science and Engineering, Waseda University, Tokyo, 169-8555, Japan, e-mail: miezeki@waseda.jp

<sup>†</sup>Okegawa City Okegawa West Junior High School, Saitama, 363-0027, Japan, e-mail: shunya.tamura059@gmail.com

to Fibonacci numbers, this formula is a typical and well-known example illustrating the combinatorial structure of  $W_{n+1}$ .

On the other hand, Bapat and Gupta [1] derived explicit formulas for the effective resistance of wheel graphs and fan graphs, which in turn are connected to the number of two-component spanning forests. Recently, Tamura and Tanaka [5] computed the number of conditioned two-component spanning forests via hitting times between all pairs of vertices on  $W_{n+1}$ .

In this paper, we present a constructive bijection between two-component spanning forests of  $W_{n+1}$  in which one component contains the central vertex and the other consists of cycle vertices and the spanning trees of the fan graph  $F_n$ . Moreover, we determine the number of such spanning forests.

Furthermore, by applying the effective resistance formula obtained by Bapat and Gupta [1], we derive an explicit formula for the number of two-component spanning forests of  $W_{n+1}$  in which two specified vertices  $u$  and  $v$  lie in distinct components. As a corollary, we obtain explicit formulas for three types of conditioned two-component spanning forests.

The rest of this paper is organized as follows. In Section 2, we define the graphs under consideration and introduce conditioned two-component spanning forests, together with our main theorem. In Section 3, we prove the bijection between the two-component spanning forests of  $W_{n+1}$  and the spanning trees of  $F_n$ . In Section 4, we provide the proof of the formula for the number of two-component spanning forests using effective resistance. Finally, Section 5 summarizes our results.

## 2 Definition and main theorem

In this section, we define the graphs under consideration, as well as spanning trees, spanning forests, and the fundamental terminology. Using these definitions, we describe our main theorem.

The wheel graph  $W_{n+1}$  has a central vertex  $v_c$  and an  $n$ -vertex cycle. The central vertex is connected to each cycle vertex  $v_i$  ( $i = 1, 2, \dots, n$ ). We call the edge  $\{v_c, v_i\}$  ( $i = 1, 2, \dots, n$ ) a spoke, and the edge  $\{v_i, v_{i+1}\} \cup \{v_n, v_1\}$  ( $i = 1, 2, \dots, n-1$ ) a cycle edge.

Next, the fan graph  $F_m$  consists of a hub vertex  $v_h$  and a path on vertices  $u_1, u_2, \dots, u_m$ . The hub vertex  $v_h$  is connected to all vertices  $u_i$  ( $i = 1, 2, \dots, m$ ). We call the edges  $\{v_h, u_i\}$  hub edges, and the edges  $\{u_i, u_{i+1}\}$  path edges. In this paper, we treat the fan graph  $F_n$ .

As a basic graph-theoretic notion, we consider spanning trees of a graph  $G$ . A spanning tree of  $G$  is a tree containing all vertices of  $G$ . We denote the set of spanning trees by  $\mathcal{T}(G)$ , and its cardinality by  $|\mathcal{T}(G)|$ . In particular, for the fan graph  $F_n$ , we often write  $\mathcal{T}_n := \mathcal{T}(F_n)$ . Moreover, a forest of  $G$  is a subgraph containing all vertices of  $G$  and containing no cycles.

In this paper, let  $F_{W_{n+1}}(v_x \mid v_y)$  denote the number of two-component

spanning forests in which the two vertices  $v_x$  and  $v_y$  belong to different components. In  $W_{n+1}$ , the set of spanning forests consisting of a tree containing the central vertex  $v_c$  and a tree consisting only of cycle vertices is denoted by  $\tau_{n+1}$ . For each  $T \in \tau_{n+1}$ , we denote the component containing the central vertex by  $T_{\text{center}}$ , and the component consisting only of cycle vertices by  $T_{\text{cycle}}$ . In addition, the number of spanning trees of the wheel graph  $W_{n+1}$  is known; Myers [4] and Bogdanowicz [3] investigated in detail the relation between Fibonacci numbers and Lucas numbers. The Fibonacci numbers  $f_i$  satisfy the recurrence relation  $f_{i+2} = f_{i+1} + f_i$ ,  $f_0 = 0$ ,  $f_1 = 1$ . As a similar sequence, the Lucas numbers  $\ell_j$  satisfy  $\ell_{j+2} = \ell_{j+1} + \ell_j$ ,  $\ell_0 = 2$ ,  $\ell_1 = 1$ . Under the above notation, we describe the main theorem.

**Theorem 2.1.** The set of two-component spanning forests  $\tau_{n+1}$  of  $W_{n+1}$  is in bijection with the set of spanning trees  $\mathcal{T}_n$  of  $F_n$ . That is,  $\tau_{n+1} \longleftrightarrow \mathcal{T}_n$ .

For example,

$$T = \{v_1v_2, v_2v_3, v_cv_4\} \in \tau_4, \quad S = \{u_1u_2, u_2u_3, v_hu_3\} \in \mathcal{T}_3$$

correspond to each other.

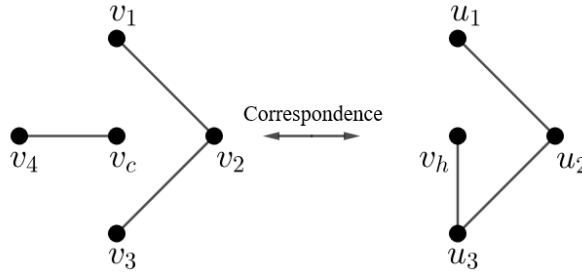


Figure 1: Example of the bijection

Next, we explain the number of two-component spanning forests of  $W_{n+1}$  in which two vertices  $u$  and  $v$  lie in different components.

**Theorem 2.2.** Let  $u$  and  $v$  be two vertices of  $W_{n+1}$ , and let

$$k = \min(|u - v|, n - |u - v|)$$

be the cycle distance between them. Then the number of two-component spanning forests of  $W_{n+1}$  in which  $u$  and  $v$  belong to distinct components is given by

$$\begin{aligned} F_{W_{n+1}}(u \mid v) &= f_{2k} \mathcal{T}(W_{n+1}) - f_{2n} \mathcal{T}(W_{k+1}) \\ &= f_{2k}(\ell_{2n} - 2) - f_{2n}(\ell_{2k} - 2). \end{aligned}$$

Here,  $f_i$  denotes the  $i$ th Fibonacci number ( $f_0 = 0$ ,  $f_1 = 1$ ), and  $\ell_j$  denotes the  $j$ th Lucas number ( $\ell_0 = 2$ ,  $\ell_1 = 1$ ). Moreover,  $\mathcal{T}(W_k)$  denotes the number of spanning trees of  $W_k$ .

We apply Theorem 2.2 to  $W_{n+1}$  and obtain the number of three types of two-component spanning forests, whose formulas involve Fibonacci and Lucas numbers.

**Proposition 2.1.** The numbers of the three types of two-component spanning forests,  $F_{W_{n+1}}(v_1 \mid v_2)$ ,  $F_{W_{n+1}}(v_1 \mid v_3)$ , and  $F_{W_{n+1}}(v_1 \mid v_c)$ , are given by

- $F_{W_{n+1}}(v_1 \mid v_2) = 2(f_{2n-1} - 1)$
- $F_{W_{n+1}}(v_1 \mid v_3) = 2(\ell_{2n-2} - 3) = 2(\mathcal{T}(W_n) - 1)$
- $F_{W_{n+1}}(v_1 \mid v_c) = f_{2n}$

Here,  $f_i$  denotes the  $i$ th Fibonacci number ( $f_0 = 0$ ,  $f_1 = 1$ ), and  $\ell_j$  denotes the  $j$ th Lucas number ( $\ell_0 = 2$ ,  $\ell_1 = 1$ ). Moreover,  $\mathcal{T}(W_i)$  denotes the number of spanning trees of  $W_i$ .

### 3 Proof of Theorem 2.1

We complete the proof of Theorem 2.1 by using Lemmas 3.1 to 3.5.

**Lemma 3.1.** For every  $T \in \tau_{n+1}$ , the cycle component  $T_{\text{cycle}}$  is a path consisting of a consecutive segment of the cycle.

**Proof.** Since  $T_{\text{cycle}}$  is a connected subgraph of  $C_n$  and contains no cycles, it must be a path.  $\square$

**Lemma 3.2.** For every  $T_{\text{cycle}} \in \tau_{n+1}$ , by rotating the labels of the cycle, we may express it as

$$T_{\text{cycle}} = \{v_1, v_2, \dots, v_k\},$$

where  $\{v_k, v_{k+1}\} \notin E(T)$ , and the vertex  $v_{k+1}$  is the uniquely determined cut vertex.

**Proof.** By Lemma 3.1, the subgraph  $T_{\text{cycle}}$  is a path consisting of a consecutive segment of the cycle. The rule that selects the vertex immediately after the endpoint of this segment as the cut vertex is uniquely determined up to a rotation of the cycle labels.  $\square$

**Lemma 3.3.** We define a mapping  $\varphi : \tau_{n+1} \rightarrow \mathcal{T}_n$ , which specifies the correspondence of vertices and edges as follows.

- **Vertex correspondence**
  - The central vertex  $v_c \in W_{n+1}$  corresponds to the hub vertex  $v_h \in F_n$ .

- Each cycle vertex  $v_i \in W_{n+1}$  corresponds to the path vertex  $u_i \in F_n$ .

Here  $1 \leq i \leq n-1$ , since the cut vertex  $v_n$  is excluded from this correspondence. Moreover, the correspondence between cycle edges and path edges is interpreted after reindexing the vertices of the path as in Lemma 3.2.

- **Edge correspondence**

- (i) *Cycle edges:*

If  $T_{\text{cycle}}$  contains the edge  $\{v_i, v_{i+1}\}$  for  $1 \leq i \leq k-1$ , then it corresponds to the path edge  $\{u_i, u_{i+1}\}$ .

- (ii) *General spokes:*

If  $T_{\text{center}}$  contains a spoke  $\{v_c, v_j\}$  with  $j \neq n$  and  $j$  not being the endpoint of  $T_{\text{cycle}}$ , then it corresponds to the edge  $\{v_h, u_j\}$ . This rule corresponds precisely to spokes at non-cut vertices.

- (iii) *Spoke at the cut vertex:*

If  $T_{\text{center}}$  contains the spoke  $\{v_c, v_n\}$ , where  $v_n$  is the cut vertex, then it corresponds to the edge  $\{v_h, u_k\}$ , where  $k$  is the length of the path in Lemma 3.2.

**Remark.** In the special case where  $T_{\text{center}} = \{v_c\}$ , the correspondence given only by rule (i) does not produce a spanning tree. Therefore, we add the following rule:

- (iv) Add the edge  $\{v_h, u_1\}$  to the image.

In what follows, we refer to this special treatment as rule (iv).

**Proof.** For any  $T \in \tau_{n+1}$ , the number of edges is

$$|E(T)| = (n+1) - 2 = n-1.$$

Since the mapping  $\varphi$  sends each edge of  $T$  to a distinct edge of  $\varphi(T)$ , we also have  $|E(\varphi(T))| = n-1$ . Moreover, every edge of  $W_{n+1}$  is mapped either to a hub edge or to a path edge of  $F_n$ ; in other words, the image is contained in  $F_n$ .

The cycle component  $T_{\text{cycle}}$  is mapped to the path

$$u_1 - u_2 - \cdots - u_k,$$

and each spoke  $\{v_c, v_i\}$  is mapped to an edge incident with  $v_h$ . Therefore the resulting graph is connected and contains exactly  $n-1$  edges. Hence  $\varphi(T)$  is a spanning tree of  $F_n$ .  $\square$

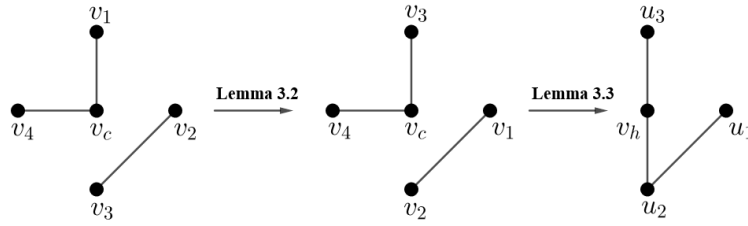
According to the algorithm described in Lemma 3.3, we can explicitly verify several examples of the mapping. In the following figure, the spanning forest

$$T = \{v_2v_3, v_cv_1, v_cv_4\} \in \tau_4$$

is mapped to the spanning tree

$$\varphi(T) = \{u_1u_2, v_hu_2, v_hu_3\} \in \mathcal{T}_3.$$

Here the cut vertex is  $v_4$ , and by the edge correspondence (iii), the edge  $\{v_c, v_4\}$  is mapped to  $\{v_h, u_2\}$ . This is noted in the figure.



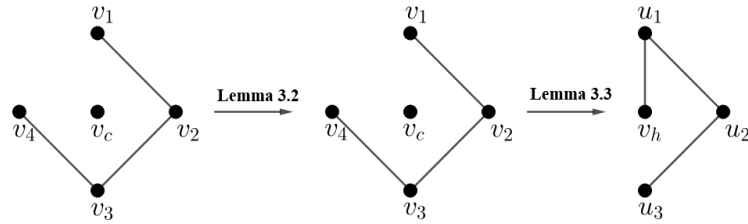
In the next example, the spanning forest

$$T = \{v_1v_2, v_2v_3, v_3v_4, v_c\} \in \tau_4$$

is mapped to the spanning tree

$$\varphi(T) = \{u_1u_2, u_2u_3, v_hu_1\}.$$

By edge correspondence (iv), if the forest contains an isolated central vertex  $v_c$ , the additional edge  $\{v_h, u_1\}$  is added so that the image becomes a spanning tree.



**Lemma 3.4.** The mapping  $\varphi$  is injective. Namely, if  $\varphi(T) = \varphi(T')$ , then  $T = T'$ .

**Proof.** We show that every  $T \in \tau_{n+1}$  can be uniquely reconstructed from its image  $S = \varphi(T)$ . The reconstruction proceeds in the following steps (1) to (4).

- (1) **Reconstruction of  $T_{\text{cycle}}$ .** For  $1 \leq i \leq n-2$ , we collect all path edges  $\{u_i, u_{i+1}\} \in S$ . Since  $S$  is a spanning tree, these edges form a single continuous path. Let this path be  $u_1 - u_2 - \dots - u_k$ . This uniquely corresponds to the cycle edges  $v_1 - v_2 - \dots - v_k$  of  $T_{\text{cycle}}$ .
- (2) **Reconstruction of the cut vertex and its spoke.** If  $\{v_h, u_k\} \in E(S)$ , then by rule (iii) of the edge correspondence, this edge arises from the spoke  $\{v_c, v_n\} \in E(T)$ . If  $\{v_h, u_k\} \notin E(S)$ , then  $\{v_c, v_n\} \notin E(T)$ .
- (3) **Reconstruction of the remaining spokes.** Each edge  $\{v_h, u_i\} \in E(S)$  comes from rule (iv), and corresponds to the spoke  $\{v_c, v_i\}$  for  $1 \leq i \leq n-1$ .
- (4) **Central vertex is isolated ( $T_{\text{center}} = \{v_c\}$ ).** If the number of cycle vertices is  $k = n$ , and the only hub edge in  $S$  is  $\{v_h, u_1\}$ , then this corresponds to rule (iv). The reconstructed graph has no spokes, and hence the central vertex  $v_c$  is correctly recovered as an isolated vertex.

Thus, by the following steps (1) to (4), the preimage  $T$  is uniquely determined from its image  $S$ . Therefore, if  $\varphi(T) = \varphi(T')$ , then the reconstructed graphs coincide, and hence  $T = T'$ .  $\square$

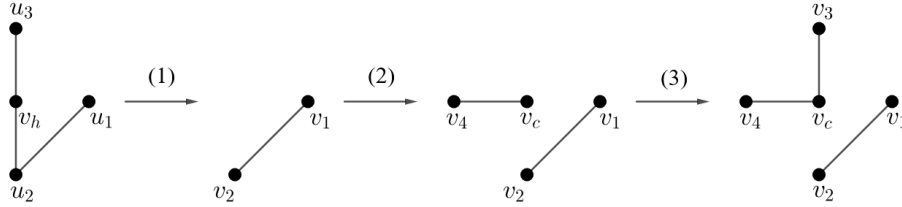
**Lemma 3.5.** The mapping  $\varphi$  is surjective. That is, for every  $S \in \mathcal{T}_n$ , there exists a  $T \in \tau_{n+1}$  such that  $\varphi(T) = S$ .

**Proof.** The argument is similar to the proof of Lemma 3.4. We reconstruct  $T$  from  $S$  in the following steps (1) to (4).

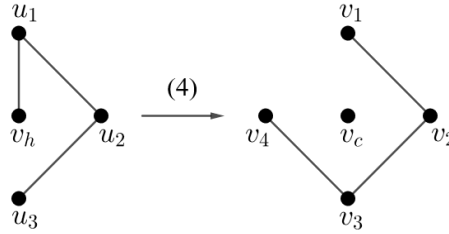
- (1) **Reconstruction of  $T_{\text{cycle}}$ .** The path edges  $\{u_i, u_{i+1}\} \in S$  form  $u_1 - u_2 - \dots - u_k$ . The integer  $k$  is the number of vertices in the cycle component. Correspondingly, we set  $T_{\text{cycle}} = v_1 - v_2 - \dots - v_k$ . By Lemma 3.2, the cut vertex is  $v_{k+1} = v_n$ .
- (2) **Reconstruction of the cut vertex and its spoke.** If  $\{v_h, u_k\} \in E(S)$ , then we include the spoke  $\{v_c, v_n\} \in E(T)$ . If  $\{v_h, u_k\} \notin E(S)$ , we do not add this edge.
- (3) **Reconstruction of the remaining spokes.** If  $\{v_h, u_i\} \in E(S)$ , then we include the corresponding spoke  $\{v_c, v_i\} \in E(T)$ .
- (4) **Central vertex isolated.** If  $S$  consists only of the path  $u_1 - u_2 - \dots - u_{n-1}$  together with the single hub edge  $\{v_h, u_1\}$ , then by rule (iv), no spokes appear in  $T$ . Thus the central vertex is correctly reconstructed as isolated.

Hence, by the following steps (1) to (4),  $T_{\text{cycle}}$  forms a path (and not a cycle), and the component  $T_{\text{center}}$  consisting of  $v_c$  and its spokes forms a star graph. Moreover, since no bridges connect the two components,  $T$  is a two-component spanning forest. This reconstruction procedure is precisely the inverse of rules (i) to (iv) defining  $\varphi$ . Therefore, for every  $S \in \mathcal{T}_n$ , there exists a  $T \in \tau_{n+1}$  with  $\varphi(T) = S$ . Thus, the mapping  $\varphi$  is surjective.  $\square$

By the algorithm of Lemma 3.5, we verify several concrete examples showing that a spanning forest can indeed be recovered from its corresponding spanning tree. The following figure illustrates the recovery of the spanning forest  $\tau_4 = \{v_1v_2, v_cv_3, v_cv_4\}$  from the spanning tree  $\mathcal{T}_3 = \{u_1u_2, v_hu_2, v_hu_3\}$ .



The next figure shows the reconstruction of  $\tau_4 = \{v_1v_2, v_2v_3, v_3v_4, v_c\}$  from the spanning tree  $\mathcal{T}_3 = \{u_1u_2, u_2u_3, v_hu_1\}$ . This example illustrates that when the central vertex is isolated, the reconstruction follows step (4).



From Lemma 3.1 through Lemma 3.5, the proof of Theorem 2.1 is complete.

**Theorem 3.1** (Bogdanowicz, 2008 [3]). Let  $F_{n+1}$  be the fan graph consisting of the hub vertex  $v_h$  and the path vertices  $u_1, u_2, \dots, u_n$ . The number of spanning trees of  $F_{n+1}$  is given by

$$\mathcal{T}(F_{n+1}) = f_{2n},$$

where  $f_{2n}$  denotes the Fibonacci number of index  $2n$ .

Combining Theorem 2.1 with Theorem 3.1, we obtain the following corollary.



**Corollary 3.1.** In the wheel graph  $W_{n+1}$ , let  $\tau_{n+1}$  denote the set of two-component spanning forests in which one component contains the central vertex  $v_c$  and the other component consists solely of cycle vertices. Then the number of such spanning forests satisfies

$$|\tau_{n+1}| = \mathcal{T}(F_n) = f_{2n-2}.$$

In Theorem 2.1, we established a bijection between  $\bullet$  the set  $\tau_{n+1}$  of two-component spanning forests of the wheel graph  $W_{n+1}$ , where one component contains the central vertex  $v_c$  and the other component consists only of cycle vertices, and  $\bullet$  the set  $\mathcal{T}_n$  of spanning trees of the fan graph  $F_n$ .

Consequently, by Corollary 3.1, the number of conditioned spanning forests in the  $W_{n+1}$ , namely  $|\tau_{n+1}|$ , coincides with the number of spanning trees of the  $F_n$ .

In what follows, we determine the number of two-component spanning forests of  $W_{n+1}$  in which two adjacent cycle vertices lie in different components. By rotational symmetry of the wheel, we may assume without loss of generality that the two adjacent vertices are  $v_1$  and  $v_2$ , and we compute  $F_{W_{n+1}}(v_1 \mid v_2)$ .

**Proposition 3.1.** In the  $W_{n+1}$ , fix the adjacent cycle vertices  $v_1$  and  $v_2$ . The number of two-component spanning forests in which  $v_1$  and  $v_2$  lie in different components is given by

$$F_{W_{n+1}}(v_1 \mid v_2) = 2(f_{2n-1} - 1),$$

where  $f_i$  denotes the  $i$ -th Fibonacci number with  $f_0 = 0$  and  $f_1 = 1$ .

**Proof.** Since  $v_1$  and  $v_2$  must lie in different components, the cycle edge  $\{v_1, v_2\}$  cannot be used; otherwise the two vertices would belong to the same component. Removing this edge turns the outer cycle into the path  $v_x = v_1, v_2, \dots, v_n = v_y$ . Any spanning forest with two components must place the central vertex  $v_c$  in exactly one of the two components. Thus the possibilities are:

- (A)  $v_c$  belongs to the component containing  $v_1$ ,
- (B)  $v_c$  belongs to the component containing  $v_2$ .

By symmetry it suffices to consider case (A). In this case, the component containing  $v_c$  consists of  $v_1, v_2, \dots, v_k$  ( $1 \leq k \leq n-1$ ), while the remaining vertices  $\{v_{k+1}, \dots, v_n\}$  form the other component. Since the latter component is a path, its spanning tree is unique.

The component containing  $v_c$  has the structure of the fan graph  $F_k$ , whose number of spanning trees is  $\mathcal{T}(F_k) = f_{2k}$ .

Therefore, for fixed  $k$  and using the identity

$$\begin{aligned}
F_{W_{n+1}}^{(A)}(v_1 | v_2) &= \sum_{k=1}^{n-1} f_{2k} \\
&= f_2 + f_4 + f_6 + \cdots + f_{2n-2} \\
&= (f_3 - f_1) + (f_5 - f_3) + (f_7 - f_5) + \cdots + (f_{2n-1} - f_{2n-3}) \\
&= f_{2n-1} - 1
\end{aligned}$$

we obtain  $F_{W_{n+1}}^{(A)}(v_1 | v_2) = f_{2n-1} - 1$ .

By symmetry, the same count holds for case (B). Hence,

$$F_{W_{n+1}}(v_1 | v_2) = F_{W_{n+1}}^{(A)}(v_1 | v_2) + F_{W_{n+1}}^{(B)}(v_1 | v_2) = 2(f_{2n-1} - 1).$$

□

## 4 Proof of Theorem 2.2

In this section, we obtain the number of spanning forests of  $W_{n+1}$  by using the effective resistance of the graph. Barrett et al. [2] derived a relation between two-component spanning forests and effective resistance. They proved that the relation among the effective resistance  $r_G(u, v)$ , the number of two-component spanning forests  $F_G(u | v)$ , and the number of spanning trees  $\mathcal{T}(G)$  holds, via the all-minors matrix tree theorem of  $G$ .

**Lemma 4.1** (Barrett et al. [2]). Let  $G$  be a connected graph, and let  $u \neq v$  be two vertices of  $G$ . Then the effective resistance  $r_G(u, v)$ , the number of two-component spanning forests  $F_G(u | v)$ , and the number of spanning trees  $\mathcal{T}(G)$  satisfy

$$r_G(u, v) = \frac{F_G(u | v)}{\mathcal{T}(G)}.$$

Here,  $r_G(u, v)$  denotes the effective resistance between  $u$  and  $v$  in the electrical network obtained by assigning unit resistance to each edge of  $G$ .

The number of spanning trees of  $W_{n+1}$  is well known. Myers [4] and Bogdanowicz [3] studied the relation between Fibonacci numbers and Lucas numbers on  $W_{n+1}$ . In particular, the following relation holds for  $W_{n+1}$ .

**Lemma 4.2** (Myers, 1971 [4]). The number of spanning trees  $\mathcal{T}(W_{n+1})$  of  $W_{n+1}$  satisfies

$$\mathcal{T}(W_{n+1}) = \ell_{2n} - 2.$$

Here,  $\ell_j$  denotes the  $j$ th Lucas number, defined by the sequence  $\ell_0 = 2$ ,  $\ell_1 = 1$ , and  $\ell_{j+2} = \ell_{j+1} + \ell_j$ .

Next, we consider the effective resistance of  $W_{n+1}$ . Bapat and Gupta [1] obtained an explicit formula for the effective resistance  $r_G(u, v)$  between any two vertices  $u$  and  $v$ , expressed in terms of Fibonacci numbers, by directly computing the determinant of a principal submatrix of the Laplacian.

**Lemma 4.3** (R. Bapat and S. Gupta, 2010 [1]). Let the distance between vertices  $u$  and  $v$  on the rim cycle be  $k = \min(|u - v|, n - |u - v|)$ . Then the effective resistance  $r_{W_{n+1}}(u, v)$  in  $W_{n+1}$  is given by

$$r_{W_{n+1}}(u, v) = \frac{f_{2n}^2}{f_{4n} - 2f_{2n}} \left( 2 - \frac{f_{4k}}{f_{2k}} \right) + f_{2k}.$$

Using Lemma 4.1 together with Lemma 4.3, we can express the number of two-component spanning forests of  $W_{n+1}$  separating any two vertices  $u$  and  $v$ .

**Proof.** From Lemma 4.1 and Lemma 4.3, we have

$$\begin{aligned} F_{W_{n+1}}(u | v) &= r_{W_{n+1}}(u, v) \cdot \mathcal{T}(W_{n+1}) \\ &= \left\{ \frac{f_{2n}^2}{f_{4n} - 2f_{2n}} \left( 2 - \frac{f_{4k}}{f_{2k}} \right) + f_{2k} \right\} \cdot \mathcal{T}(W_{n+1}) \end{aligned}$$

Next, applying the Fibonacci and Lucas identity  $f_{4n} = f_{2n}\ell_{2n}$  together with Lemma 4.2, we obtain

$$f_{4n} - 2f_{2n} = f_{2n}(\ell_{2n} - 2) = f_{2n} \mathcal{T}(W_{n+1}).$$

Proceeding with the calculation further, we derive

$$\begin{aligned} F_{W_{n+1}}(u | v) &= \left\{ \frac{f_{2n}^2}{f_{2n} \cdot \mathcal{T}(W_{n+1})} \left( 2 - \frac{f_{4k}}{f_{2k}} \right) + f_{2k} \right\} \cdot \mathcal{T}(W_{n+1}) \\ &= f_{2n} \left( 2 - \frac{f_{4k}}{f_{2k}} \right) + f_{2k} \mathcal{T}(W_{n+1}) \\ &= f_{2n} \left( \frac{2f_{2k} - f_{2k}\ell_{2k}}{f_{2k}} \right) + f_{2k} \mathcal{T}(W_{n+1}) \\ &= f_{2n}(2 - \ell_{2k}) + f_{2k} \mathcal{T}(W_{n+1}) \\ &= f_{2k} \mathcal{T}(W_{n+1}) - f_{2n} \mathcal{T}(W_{k+1}) \\ &= f_{2k}(\ell_{2n} - 2) - f_{2n}(\ell_{2k} - 2) \end{aligned}$$

Therefore, the proof of Theorem 2.2 is complete.  $\square$

Using Theorem 2.2, we obtain the numbers of the three types of conditioned two-component spanning forests:  $F_{W_{n+1}}(v_1 | v_2)$ ,  $F_{W_{n+1}}(v_1 | v_3)$ ,  $F_{W_{n+1}}(v_1 | v_c)$ .

**Corollary 4.1.** The number of two-component spanning forests of  $W_{n+1}$  in which two adjacent vertices, such as  $v_1$  and  $v_2$ , lie in different components is given by

$$F_{W_{n+1}}(v_1 | v_2) = 2(f_{2n-1} - 1),$$

where  $f_{2n-1}$  denotes the Fibonacci number of index  $2n - 1$ .

**Proof.** In this case, we substitute the cycle distance  $k = 1$ , together with the Fibonacci number  $f_2 = 1$  and the Lucas number  $\ell_2 = 3$ , into Theorem 2.2:

$$\begin{aligned} F_{W_{n+1}}(v_1 \mid v_2) &= f_2(\ell_{2n} - 2) - f_{2n}(\ell_2 - 2) \\ &= \ell_{2n} - 2 - f_{2n} \\ &= 2f_{2n-1} - 2 \\ &= 2(f_{2n-1} - 1). \end{aligned}$$

The third equality uses the identity  $\ell_{2n} - f_{2n} = 2f_{2n-1}$ . □

This result agrees with Proposition 3.1.

**Corollary 4.2.** The number of two-component spanning forests of  $W_{n+1}$  in which two vertices at cycle distance  $k = 2$ , such as  $v_1$  and  $v_3$ , lie in different components is

$$F_{W_{n+1}}(v_1 \mid v_3) = 2(\ell_{2n-2} - 3) = 2(\mathcal{T}(W_n) - 1),$$

where  $\ell_{2n-2}$  is the Lucas number of index  $2n - 2$ , and  $\mathcal{T}(W_n)$  denotes the number of spanning trees of  $W_n$ .

**Proof.** In this case, we substitute the cycle distance  $k = 2$ , together with the Fibonacci number  $f_4 = 3$  and the Lucas number  $\ell_4 = 7$  into Theorem 2.2, we obtain

$$\begin{aligned} F_{W_{n+1}}(v_1 \mid v_3) &= f_4(\ell_{2n} - 2) - f_{2n}(\ell_4 - 2) \\ &= 3(\ell_{2n} - 2) - f_{2n}(7 - 2) \\ &= 3\ell_{2n} - 5f_{2n} - 6 \\ &= 2\ell_{2n-2} - 6 \\ &= 2(\ell_{2n-2} - 3) = 2(\mathcal{T}(W_n) - 1). \end{aligned}$$

The fourth equality uses the identity  $\ell_{2n} - 5f_{2n} = 2\ell_{2n-2}$ . □

**Corollary 4.3.** The number of two-component spanning forests of  $W_{n+1}$  in which  $v_1$  and the central vertex  $v_c$  lie in different components is

$$F_{W_{n+1}}(v_1 \mid v_c) = f_{2n},$$

where  $f_{2n}$  denotes the Fibonacci number of index  $2n$ .

**Proof.** The effective resistance between the cycle vertex  $v_1$  and the central vertex  $v_c$  is given by Bapat and Gupta [1]:

$$r(v_1, v_c) = \frac{f_{2n}^2}{f_{4n} - 2f_{2n}}.$$

Using  $f_{4n} - 2f_{2n} = f_{2n}\mathcal{T}(W_{n+1})$ , we obtain

$$r(v_1, v_c) = \frac{f_{2n}}{\mathcal{T}(W_{n+1})}.$$

Hence, by Theorem 4.1,

$$F_{W_{n+1}}(v_1 \mid v_c) = \mathcal{T}(W_{n+1}) \cdot r(v_1, v_c) = f_{2n}.$$

□

From Corollary 4.1 through Corollary 4.3, we complete the proof of Proposition 2.1.

## 5 Conclusion

In this paper, we studied the structure of conditioned two-component spanning forests on  $W_{n+1}$  using both combinatorial and analytic methods.

First, we constructed a bijection between the set of two-component spanning forests  $\tau_{n+1}$  and the set of spanning trees  $\mathcal{T}_n$  of the fan graph  $F_n$ . This correspondence is obtained by the edge operations, and we proved that the bijection holds. As a result, we obtained  $|\tau_{n+1}| = \mathcal{T}(F_n) = f_{2n-2}$  and found that the Fibonacci structure is preserved between the distinct structures of  $W_{n+1}$  and  $F_n$ .

Second, by applying the all minors matrix tree theorem of Barrett et al. [2] and the explicit effective resistance formulas of Bapat and Gupta [1], we obtained the number of two-component spanning forests in which any two vertices  $u$  and  $v$  belong to different components. Using this result, we derived the three explicit formulas for  $F_{W_{n+1}}(v_1 \mid v_2)$ ,  $F_{W_{n+1}}(v_1 \mid v_3)$ , and  $F_{W_{n+1}}(v_1 \mid v_c)$ , all expressed in terms of Fibonacci and Lucas numbers.

Our results were not previously listed in the OEIS; we submitted these sequences, and they have been published as A391263. Moreover, they have also been published as new combinatorial interpretations in A001906 and A027941. This work integrates two complementary viewpoints: a constructive understanding via a bijection and an analytic understanding via effective resistance. It provides an example demonstrating how the spanning structure of a graph is related to the structure of integer sequences. As a direction for future work, it would be interesting to provide combinatorial interpretations of two-component spanning forests of other graph families and to investigate which graphs admit such bijections.

## References

- [1] R. Bapat and S. Gupta, Resistance distance in wheels and fans, *Indian Journal of Pure and Applied Mathematics*, **41**, 1–13 (2010).

- [2] W. Barrett, E. Evans, A. Francis, M. Kempton, and J. Sinkovic, Spanning 2-forests and resistance distance in 2-connected graphs, *Discrete Applied Mathematics*, **284**, 341–352 (2020).
- [3] Z. Bogdanowicz, Formulas for the number of spanning trees in a fan, *Applied Mathematical Sciences*, **2** (6), 781–786 (2008).
- [4] B. Myers, Number of spanning trees in a wheel, *IEEE Transactions on Circuit Theory*, CT-18, 280–282 (1971).
- [5] S. Tamura and Y. Tanaka, Number of spanning trees in a wheel graph with two identified vertices via hitting times, arXiv:2502.01965 (2025).
- [6] N. J. A. Sloane et al., The On-Line Encyclopedia of Integer Sequences, 2025. Available at <https://oeis.org>.
- [7] The OEIS Foundation Inc., The On-Line Encyclopedia of Integer Sequences, Sequence A001906, <https://oeis.org/A001906>.
- [8] The OEIS Foundation Inc., The On-Line Encyclopedia of Integer Sequences, Sequence A027941, <https://oeis.org/A027941>.
- [9] The OEIS Foundation Inc., The On-Line Encyclopedia of Integer Sequences, Sequence A391263, <https://oeis.org/A391263>.