

# FPBENCH: A Comprehensive Benchmark of Multimodal Large Language Models for Fingerprint Analysis

Ekta Balkrishna Gavvas  
New York University  
eg4131@nyu.edu

Sudipta Banerjee  
University of Wyoming  
sbanerj3@uwyo.edu

Chinmay Hegde  
New York University  
chinmay.h@nyu.edu

Nasir Memon  
New York University  
memon@nyu.edu

## Abstract

*Multimodal LLMs (MLLMs) have gained significant traction in complex data analysis, visual question answering, generation, and reasoning. Recently, they have been used for analyzing the biometric utility of iris and face images. However, their capabilities in fingerprint understanding are yet unexplored. In this work, we design a comprehensive benchmark, FPBENCH that evaluates the performance of 20 MLLMs (open-source and proprietary) across 7 real and synthetic datasets on 8 biometric and forensic tasks using zero-shot and chain-of-thought prompting strategies. We discuss our findings in terms of performance, explainability and share our insights into the challenges and limitations. We establish FPBENCH as the first comprehensive benchmark for fingerprint domain understanding with MLLMs paving the path for foundation models for fingerprints.*

## 1. Introduction

Multimodal LLMs (MLLMs) are natively capable of simultaneously processing multiple modalities (e.g., image, audio, text, tabular data, genomic sequences, etc.), to produce captions, descriptions, and chain-of-thought guided logical reasoning with impressive details [41, 56, 59]. To systematically evaluate such MLLM models, benchmarks have been established, providing standardized tasks, datasets, and evaluation protocols. Existing benchmarks target general-purpose vision-language reasoning (e.g., VQAv2, GQA [16]), scientific diagrams (e.g., SciBench [57]), charts (e.g., ChartQA [34]), documents (e.g., [35, 55]), and medical imaging (e.g., MedBench [26]). Despite these advances, MLLMs are relatively underexplored on biometric modalities, particularly, *fingerprints*. In this paper, we focus on this niche domain that is significantly more complex than

conventional tasks and has a strong potential to be a transformative technology. *Our objective is to explore the capabilities of MLLMs in successfully performing biometric and forensic tasks in the fingerprint modality.*

**Motivation.** Fingerprints represent one of the earliest and most widely deployed biometric modalities with critical applications in forensics, law enforcement, border security, and personal authentication [17]. Unlike general visual understanding tasks, fingerprint analysis presents unique domain-specific challenges, such as non-linear deformation, noisy and partial impressions, sensor variations, which are further compounded by presentation attacks [54]. Customized algorithms exist to address these challenges, which often require separate task-specific models. We intuit that the current generation of vision-language models that are trained on billions of data points may be capable of handling super-specialized tasks such as fingerprint analysis out of the box. Thus, we propose to construct FPBENCH that will provide important insights into the *effectiveness of MLLMs as ready to use automated fingerprint examiners* and analyze their limitations in a principled way.

**Objective:** Our goal is to assess whether MLLMs can effectively analyze fingerprints for specialized tasks. To achieve this, we have designed a standardized benchmark, FPBENCH, to evaluate MLLMs specifically for fingerprints, advancing the use of foundation models in biometrics. To the best of our knowledge, FPBENCH is a novel benchmark that focuses on specially curated fingerprint analysis tasks using reasoning models.

**Approach.** We examine the performance of a total of 20 MLLMs (18 open-source + 2 proprietary) on fingerprint analytic tasks with *zero-shot* and *chain-of-thought* prompting. We divide the eight fingerprint tasks considered in this benchmark into five categories. For each task, we prepared prompts based on MCQ styled questions using fingerprint datasets as shown in Fig 1. See the distribution of the ques-

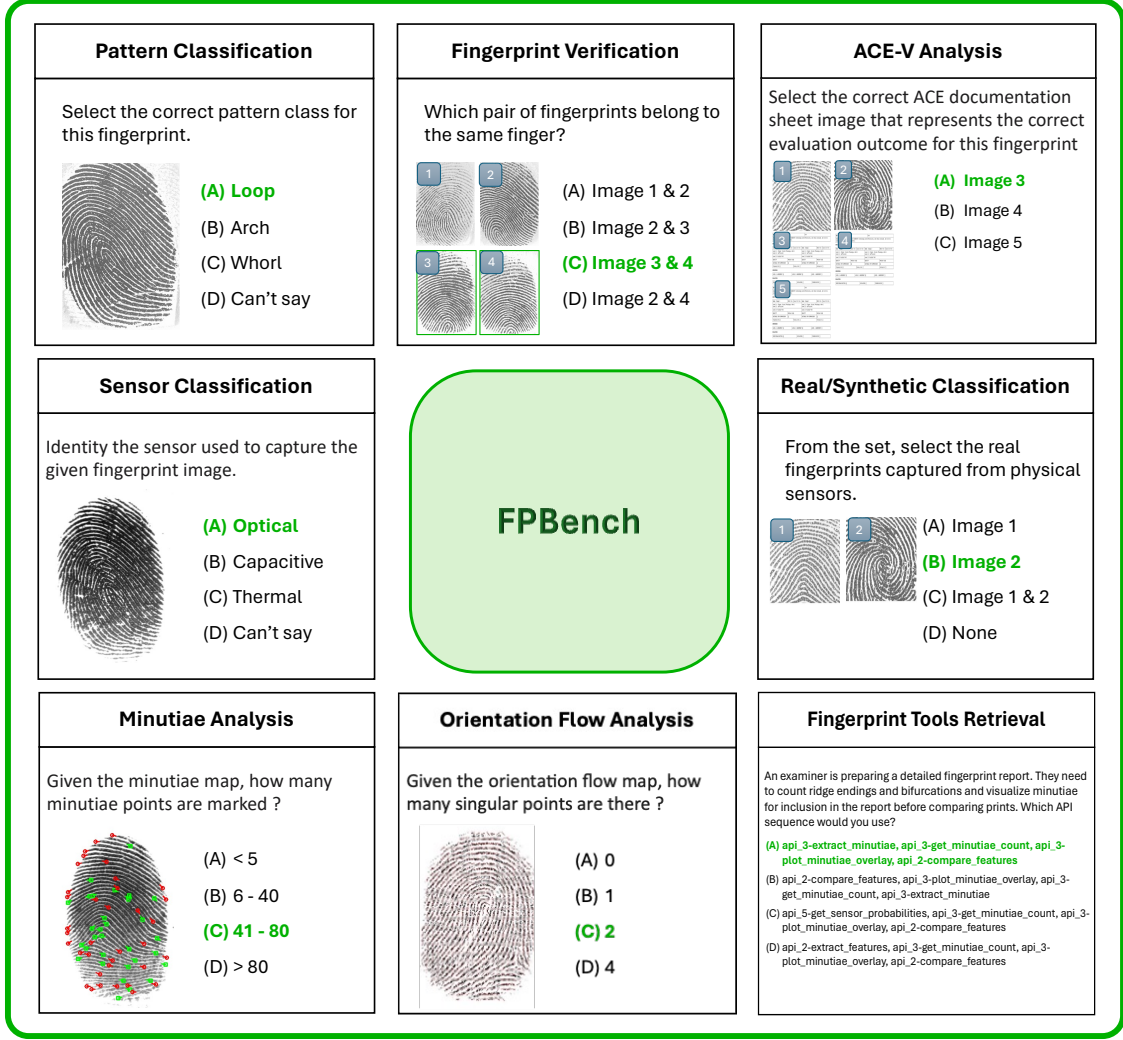


Figure 1. FPBENCH: Overview of proposed benchmark for fingerprint analysis using MLLMs. We present examples of prompts curated for each task to evaluate the vision and language capabilities of MLLMs in fingerprint-based biometric and forensic tasks.

Table 1. Five categories and eight tasks examined by FPBENCH in this work.

Categories	Tasks
Feature Analysis	Orientation Flow Analysis
	Minutiae Analysis
Recognition	Pattern Classification
	Fingerprint Verification
Source Attribution & Integrity Validation	Sensor Classification
	Real/Synthetic Classification
Forensic Analysis	ACE-V Analysis
Tool Use	Fingerprint Tools Retrieval

1. We introduce FPBENCH, a *first-of-its-kind* evaluation benchmark for fingerprint understanding using MLLMs. We evaluate 18 open-source and 2 proprietary MLLM models on a suite of biometric and forensic tasks using real and synthetic datasets.
2. We investigate *zero-shot* and *chain-of-thought* prompt design strategies to guide the MLLMs to perform complex feature analysis for verification and classification tasks using structured reasoning.
3. We evaluate the findings by comparing with state-of-the-art fingerprint domain baselines and discuss the potential *applications* and *challenges* for designing foundation models for fingerprints.

tions pertaining to each category and task in Fig 2. Our main contributions are as follows:

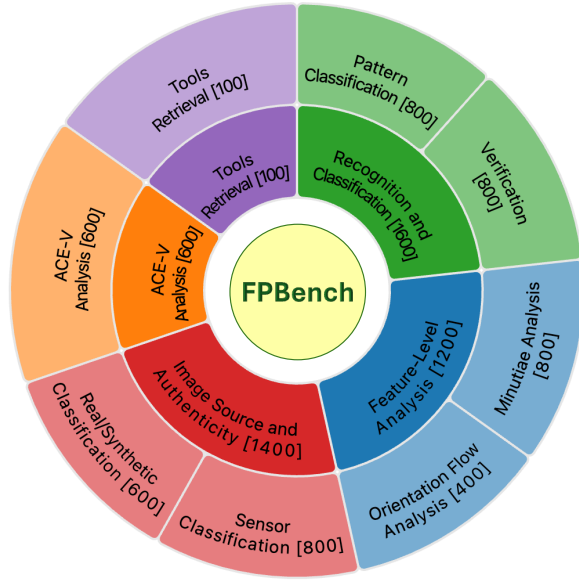


Figure 2. Distribution of questions across different categories and tasks in FPBENCH.

## 2. Related Work

We will first discuss the preliminaries of fingerprint recognition and then present the recent evolution of MLLMs and their applications in biometrics.

**Fingerprint Recognition.** Recent progress in fingerprint recognition stems from deep learning, using CNNs [9, 10, 14, 37, 47, 49] and transformer-based networks [48] for feature extraction and matching. FingerNet [49] combines ridge orientation and minutiae extraction in a unified CNN framework, while DeepPrint [10] learns compact, discriminative representations for scalable verification. MinutiaeNet [37] performs automated minutiae map extraction. Transformer-based approaches such as [48] further combine global and local representations with smart matching process. Despite these advances, most deep learning approaches treat fingerprint recognition as a purely visual task, lacking the ability to provide natural language justifications or structured reasoning needed in forensic workflows, such as, ACE-V analysis performed by NIST SWG-FAST [38, 39]. To date, the lack of explainability restricts the possibility of an AI forensic agent capable of making automated decisions. Our work addresses this gap by evaluating whether MLLMs can assist in fingerprint tasks while providing interpretable language-based explanations. This approach bridges vision-only models with the forensic need for transparent, expert-aligned decision-making.

### 2.1. Multi-modal Large Language Model (MLLM) Benchmarks

Recent advances in large language models have enabled multi-modal reasoning across images, video, audio, and text, supporting tasks like image/video captioning, visual question answering, image/video classification, object detection, text recognition etc. Models such as InternVL [6, 7, 62], Gemma [51–53], LLaVA [24, 25] and Qwen-VL [2] have demonstrated strong performance on general vision-language benchmarks like MMBench [27], MMStar[5], MathVista [30], MMMU [60]. These benchmarks evaluate models across various aspects like captioning, knowledge-based reasoning, and scene understanding. However, these benchmarks focus on broad visual concepts and do not include biometric tasks, particularly fingerprint analysis. There is growing interest in adapting MLLMs to scientific and medical domains, requiring high interpretability and precision. Benchmarks like ScienceQA [29], MathVista [30], and PMC-VQA [61] in the biomedical domain show the adaptability of MLLMs towards specialized reasoning for domain-specific tasks.

### 2.2. Applications of MLLM in Biometric Tasks

While multimodal LLMs (MLLMs) have traditionally been evaluated on generic vision-language tasks, their application to domain-specific fields like biometrics is gaining momentum. [44] showed that the embeddings from foundational visual encoders can be used for diverse biometric tasks, spanning face and iris modalities. In the face modality, SHIELD [43] was an early attempt to benchmark MLLMs for face spoofing and forgery detection. [58] proposed an MLLM called EMO-LLaMA to enhance the facial expression understanding capabilities. Face-MLLM [45] was introduced to handle multiple specialized face perception tasks. FaceXBench [36] was designed a comprehensive benchmark to evaluate the face understanding capabilities of MLLMs, conducting an extensive evaluation of 26 open-source and 2 proprietary models on 14 facial analytic tasks. Moreover, FaceLLM [42] was introduced to demonstrate the performance of LLMs on face-centric tasks, along with high-quality question-answer pairs dataset called Fair-FaceGPT. In iris domain, [11] explored the GPT-4 capabilities for iris recognition, suggesting potential utility of LLMs in specialized biometric applications. *To our knowledge, there are no existing benchmarks that evaluate MLLMs on fingerprints.* The novelty of our work lies in designing the first open-source benchmark of MLLMs for biometric and forensic fingerprint analysis, referred to as FPBENCH.

### 3. FPBENCH

#### 3.1. Overview

FPBENCH is a multimodal benchmark designed to systematically evaluate the ability of MLLMs to examine and interpret fingerprint data. It spans eight complementary tasks that collectively reflect key stages of fingerprint analysis, ranging from basic pattern recognition to higher-level interpretive reasoning (ACE-V) and domain understanding. Inspired by FaceXBench [36], we formulate each task as a multiple-choice question (MCQ), ensuring consistency and objective evaluation across diverse models. The benchmark explicitly tests visual understanding, spatial reasoning, and understanding intricate geometric and textural cues from ridge patterns, minutiae, orientation, and sensor characteristics. FPBENCH provides a unified framework for both quantitative and qualitative assessment of MLLMs in fingerprint understanding.

#### 3.2. Categories and Tasks

We selected five categories and each category has 1-2 tasks resulting in a total of eight tasks that are evaluated in FPBENCH. We discuss them as follows:

1. **Feature-Level Analysis:** We consider orientation flow analysis, *i.e.*, singularity point detection (Level 1) and minutiae analysis for detecting ridge bifurcations and terminations (Level 2) in this category.
  - (a) **Orientation Flow Analysis:** This task evaluates understanding of ridge flow dynamics to *detect singularities* such as cores and deltas. Each query provides an orientation-map overlaid image, asking the model to identify the number of singular points or fingerprint pattern. Correct reasoning requires spatial and geometric understanding such as curvature and ridge direction.

*Sample prompt for orientation flow analysis:*

**System Prompt:** You are an expert fingerprint examiner.

**User Q1:** Examine the fingerprint orientation flow image and choose the correct count of singular points.

**Input Image(s):** Image 1

- (A) 2
- (B) 0
- (C) 1
- (D) 3

**User Q2:** Identify the pattern type of the given fingerprint orientation flow image.

**Input Image(s):** Image 1

- (A) Whorl
- (B) Can't Say
- (C) Arch
- (D) Loop

- (b) **Minutiae Analysis:** The minutiae analysis task assesses the ability of MLLMs for quantitative deduction by counting *the number of minutiae* (ridge endings/terminations and ridge bifurcations). Each question presents either fingerprint image(s) or minutiae-map overlaid images and prompts the model to compute the number of minutiae and express it as a range of values (e.g., 0-15, 16-35, 36-50, 51-70, >70). The minutiae maps are computed using standard feature extraction algorithms. This task assesses how well MLLMs understand fine-grained local ridge structures, thus, complementing global reasoning task of orientation flow analysis.

*Sample prompt for minutiae analysis:*

**System Prompt:** You are an expert fingerprint examiner.

**User Q1:** From the minutiae map shown, choose the range that represents the total count of minutiae.

**Input Image(s):** Image 1

- (A) 51-70
- (B) 0-15
- (C) 16-35
- (D) more than 70

**User Q2:** Choose the image that has ridge bifurcations in range 51-70?

**Input Image(s):** Image 1, 2, and 3

- (A) Image 1 and Image 3
- (B) Image 3
- (C) Image 2
- (D) All of them

2. **Recognition:** We consider fingerprint pattern classification and verification tasks in this category.

- (a) **Pattern Classification:** This task evaluates the model's ability to build upon orientation flow analysis for the advanced task of *fingerprint pattern classification*. This task is a fundamental step in forensic analysis (Level 1 details; see ACE-V analysis task). Each question presents a single or multiple fingerprint images that queries the model to classify them as either "loop", "whorl", "arch", or none of these, emphasizing global visual understanding.

*Sample prompt for pattern classification:*

**System Prompt:** You are an expert fingerprint examiner.

**User Q1:** Choose the correct fingerprint pattern category for this image.

**Input Image(s):** Image 1

- (A) Loop
- (B) Whorl
- (C) Arch
- (D) Can't say

**User Q2:** Choose the image that corresponds to the loop fingerprint pattern.

**Input Image(s):** Image 1, 2 and 3

- (A) Image 1 and Image 3
- (B) Image 3
- (C) Image 2 and Image 3
- (D) None of them

- (b) **Fingerprint Verification:** This task assesses a model's capability to *compare two fingerprint impressions and decide if they are a match* (same finger/source) or a *non-match* (different finger/source). Each question contains multiple images, and the model needs to differentiate between the matching and non-matching pairs. The task reflects the verification phase in authentication systems and forensic comparisons. Balanced genuine and impostor pairs with both *easy* and *difficult* examples are considered (e.g., cross-sensor captures, partial or noisy impressions). This task measures the model's capacity to detect correspondence between ridge flows (global) and minutiae arrangement (local) using high-level visual reasoning. This task focuses specifically on verification; fingerprint identification is left for future work.

*Sample prompt for fingerprint verification:*

**System Prompt:** You are an expert fingerprint examiner.

**User Q1:** Which two fingerprints were likely captured from the same finger?.

**Input Image(s):** Image 1, 2, 3 and 4

- (A) Image 3 and Image 4
- (B) Image 1 and Image 3
- (C) Image 1 and Image 2
- (D) Image 1 and Image 4

3. **Source Attribution & Integrity Validation:** We consider sensor classification and real versus synthetic fingerprint classification tasks in this category.

- (a) **Sensor Classification:** Sensor classification eval-

uates the ability of MLLMs to *identify fingerprint acquisition sensors* (e.g., optical, capacitive, thermal). Each question presents a fingerprint image and asks which sensor type most likely captured it. We used datasets containing ground-truth labels of acquisition devices. The task probes the model's sensitivity to sensor-specific characteristics embedded in the image in the form of texture and contrast cues for forensic source attribution.

*Sample prompt for sensor classification:*

**System Prompt:** You are an expert fingerprint examiner.

**User Q1:** What is the sensor type that captured this fingerprint?

**Input Image(s):** Image 1

- (A) Optical
- (B) Can't Say
- (C) Thermal
- (D) Capacitive

**User Q2:** Count how many fingerprint images are captured using thermal sensor.

**Input Image(s):** Image 1, 2, and 3

- (A) 2
- (B) 0
- (C) 1
- (D) 3

- (b) **Real or Synthetic Classification:** This task tests whether models can *distinguish between bonafide/real fingerprint impressions and synthetic fingerprints*. Each question presents an image and asks the model to choose between "Real" or "Synthetic". The task challenges models to examine visual artifacts such as unnatural ridge structures for classification. This task is critical for determining whether MLLMs can deduce cues that can potentially be used for spoof detection.

*Sample prompt for real vs synthetic classification:*

**System Prompt:** You are an expert fingerprint examiner.

**User Q1:** Select the fingerprints that are not synthetically generated..

**Input Image(s):** Image 1, 2, 3, and 4

- (A) Image 2 and Image 3
- (B) Image 2, 3, and 4
- (C) None of them
- (D) All of them



4. **Forensic Analysis:** We consider ACE-V analysis task in this category.

- (a) **ACE-V Analysis:** The goal of forensic fingerprint examination is to determine or exclude the source or identity of a print. The examination method is termed as ACE-V – Analysis, Comparison, Evaluation and Verification [38, 39]. In the *Analysis* phase, Level 1 (friction ridge flow, pattern, singularity points), Level 2 (minutiae) and Level 3 features (pores, incipient ridges, creases, scars, etc.) are analysed. *Comparison* phase involves side-by-side comparison to determine feature agreement. In the *Evaluation* phase, examiners conclude individualization (match), exclusion (non-match) or inconclusiveness. The decision is validated by another examiner in the *Verification* phase. The ACE-V Analysis task in FPBENCH probes the model’s ability to emulate the structured reasoning used for *deriving the outcome of ‘Evaluation’ step in the ACE-V methodology*. Questions present ACE-V sheet images with a pair of fingerprints and ask the model to choose the most likely outcome according to ACE-V guidelines. For example, if two prints show sufficient agreement in Level-1 and Level-2 details, then the outcome is *Individualization*, while disagreement between features yields an *Exclusion* outcome and finally, insufficient analysis produces an *Inconclusive* outcome. See Fig. 3 for illustration of ACE-V sheet analysis.

*Sample prompt for ACE-V analysis:*

**System Prompt:** You are an expert fingerprint examiner.

**User Q1:** Based on the fingerprint images given as Image 1 and Image 2, analyze them carefully and select the correct ACE worksheet image from images 3, 4 and 5 that accurately represents the correct evaluation outcome for this fingerprint pair.

**Input Image(s):** Image 1, 2, 3, 4, 5

- (A) Image 3
- (B) Image 4
- (C) Image 5

where Image 1 and 2 are fingerprint images and Images 3, 4, 5 are ACE sheets with conclusion as ‘Individualization’, ‘Exclusion’ and ‘Inconclusive’ respectively.

5. **Tool Use:** We consider the task of retrieving fingerprint tools in this category.

- (a) **Fingerprint Tools Retrieval:** This task examines the model’s capability for *determining the correct*

*sequence of steps/tools for a specific task*. We present the model with a biometric or forensic task and ask the model to select the option corresponding to the correct order as well as least number of API calls needed to complete a given task. This assesses the future potential of MLLMs to be deployed as an end-to-end AI agent for automated fingerprint analysis.

*Sample prompt for tool retrieval:*

**System Prompt:** You are an expert fingerprint examiner.

**User Q1:** In a biometric research lab, a system must determine if a fingerprint sample is synthetically generated before extracting its features for further evaluation. The sample must be enhanced first. Pick the correct API sequence with only the necessary APIs.

- (A) api\_4-get\_orientation\_angles, api\_6-get\_real\_probabilities, api\_2-extract\_features
- (B) api\_8-enhance\_image, api\_6-predict\_real\_synthetic, api\_2-extract\_features
- (C) api\_2-extract\_features, api\_6-get\_real\_probabilities, api\_8-enhance\_image
- (D) api\_8-enhance\_image, api\_1-get\_pattern\_probabilities, api\_2-extract\_features

## 4. Experiments

We utilized 2 proprietary and 18 open-source models as part of the benchmark evaluation. In the zero-shot setting, we used the same base prompt across all models for fair comparison. We further analyzed their performance under chain-of-thought setting which prompted the model to provide a step-by-step analysis culminating in the final decision. Next, we describe the datasets, models, evaluation settings and implementation details used in this work.

### 4.1. Datasets

To comprehensively evaluate FPBENCH, we curated data from several publicly available datasets. The datasets ensure variations in terms of fingerprint quality, acquisition conditions, and task relevance. Table 2 summarizes dataset statistics in terms of number of fingers, impressions, and total number of images.

- *FVC2000* [31] / *2002* [32] / *2004* [33]: Commonly used in Fingerprint Verification Competitions (FVC), they contain fingerprints captured across different sensors and conditions. These datasets are employed for orientation flow analysis, minutiae analysis, pattern classification and verification tasks.
- *NIST SD302d* [13]: NIST SD302 has plain, rolled and touch-free impressions captured from various devices.

<b>ID #</b>	N/A			
Analysis must be consistent with SWGFAST terminology and definitions, and shall include, but not be limited to, the following elements:				
<b>ANALYSIS</b>				
Name: Image 1	DOB: N/A	Case ID: N/A	Name: Image 2	DOB: N/A
Level 1: Finger: Distal Phalange, Whorl		Level 1: Finger: Distal Phalange, Whorl		
Level 2: Sufficient		Level 2: Sufficient		
Level 3 Visible? NO		Level 3 Visible? NO		
QUALITY	Medium High		QUALITY	Medium High
SUITABLE FOR COMPARISON	<input checked="" type="checkbox"/>		SUITABLE FOR COMPARISON	<input checked="" type="checkbox"/>
Fingerprint <input checked="" type="checkbox"/>	Palm print <input type="checkbox"/>		Footprint <input type="checkbox"/>	
<b>COMPARISON</b>				
LEVEL 1 AGREEMENT <input checked="" type="checkbox"/>		LEVEL 2 AGREEMENT <input checked="" type="checkbox"/>		LEVEL 3 AGREEMENT <input type="checkbox"/>
<b>EVALUATION</b>				
INDIVIDUALIZATION <input checked="" type="checkbox"/>		EXCLUSION <input type="checkbox"/>		INCONCLUSIVE <input type="checkbox"/>

Figure 3. Example ACE-V sheet from the ACE-V analysis task on a sample fingerprint pair in FPBENCH. The template is referenced from Document 9 of SWGFAST documentations [39].

We use the subset 302d containing fingerprint images acquired from four different auxiliary devices. It provides challenging, partial, and noisy impressions, making it well-suited for ACE-V analysis.

- *NIST SD301a* [12]: This dataset from NIST spans diverse image quality and acquisition conditions. It is used for evaluating sensor classification task.
- *GenPrint* [15]: A large-scale synthesized dataset with highly realistic, diverse fingerprint impressions with multiple impressions per generated identity in any acquisition, sensor, fingerprint class, and quality type. It is particularly valuable for synthetic classification and cross-domain generalization studies.
- *Anguli* [1]: A dataset generated using an open-source handcrafted fingerprint generator ‘Anguli’, also used for real vs. synthetic classification and analyzes robustness across generative models.

Table 2. Statistics of fingerprint datasets used for FPBENCH

Dataset	No. of Fingers	No. of Impressions	Total Images
FVC2000 [31]	40	8	320
FVC2002 [32]	40	8	320
FVC2004 [33]	40	8	320
NIST SD302d [13]	2000	1-3	5141
NIST SD301a [12]	240	1-15	4366
GenPrint [15]	10000	15	150000
Anguli [1]	10000	-	10000

## 4.2. Models

We used 2 proprietary models: GPT-5 [40] and Gemini 2.5 Pro [8], and 18 open-source models. The choice of models is based on existing literature and state-of-the-art performance on other biometric modalities [36]. We divide the open-source models into three major categories based on parameter size:

- *<4B parameters*: LLaVA-OneVision-0.5b-OV [21], Qwen3-VL-2b-Instruct [3];
- *4B – 13B parameters*: Gemma3-4b [51], Chameleon-7b [50], LLaVA-v1.5-7b [24], LLaVA-NeXT-Interleave-7b [22], LLaVA-OneVision-7b-SI [21], LLaVA-OneVision-7b-OV [21], DeepSeek-VL-7b [28], Qwen3-VL-8b-Instruct [3], Monkey-Chat [23], Idefics2-8b [20], InternVL3-8b [62], Idefics-9b-Instruct [19], and Gemma3-12b [51];
- *>13B parameters*: LLaVA-v1.5-13b [24], Qwen3-VL-13b-Instruct [3] and InternVL3-38b [62].

**SOTA benchmarks evaluation.** We compare the findings of FPBENCH with existing fingerprint specific SoTA models. We used NIST-BOZORTH3 [18] as minutiae-based matcher and a transformed based deep-learning matcher [48] for verification. We used Gemini 2.5 Pro as the SoTA model for remaining tasks since there was no single best performing algorithm that can serve as the benchmark.

## 4.3. Evaluation Settings

We evaluate the models under two settings: (a) zero-shot and (b) chain-of-thought prompting. In the *zero-shot* setting, we provide the input with only the base prompt

Table 3. Configuration settings for closed-source models in FPBENCH

Model	zero-shot/chain-of-thought	
	Reasoning	maxOutputTokens
GPT-5 [40]	reasoning_effort='minimal'/'medium'	32 / 128,000
Gemini 2.5 Pro [8]	thinkingBudget=128/dynamic	136 / 65,536

“Please answer the question and provide only the correct option letter, e.g., A, B, C, D.”. In the *chain-of-thought* (CoT) setting, we prompt the model to reason step-by-step before selecting the option. Hence, we prepend the base prompt with “Please think step by step and provide your reasoning before giving the final answer. Include the final correct answer option at the end of your answer”. This enables the models to reason before providing the final answer. FPBENCH contains MCQ-style questions with a single correct response. We followed the strategy in [36] to parse the model prediction for the output only in case of zero-shot and a detailed reasoning in case of CoT prompting.

#### 4.4. Implementation Details

We created variants of questions using GPT and then manually filtered them to ensure diversity in the question sets and that the models generalize well across different question formats. We used two A100 GPUs for our evaluations. For the proprietary models, GPT-5 and Gemini 2.5 Pro, we set the reasoning effort to minimal for zero-shot prompting and to default settings for chain-of-thought as listed in Table 3. We randomized the sequence of options corresponding to the correct answer and ensured that each question has only one correct option. We randomly selected the images for the question sets to ensure a uniform distribution of images from all datasets. For tools retrieval tasks, we generated questions using GPT-5 and Gemini 2.5 Pro and then we refined the API list based on operational relevance; see Appendix B.

### 5. Results and Discussion

We present the results of FPBENCH in terms of accuracy (%) in Table 4 for zero-shot and chain-of-thought prompting. *Random Choice* accuracy is computed via selecting an option randomly from all options for each question, while, *Frequent Choice* accuracy is computed via selecting the most frequently occurring correct option letter in that task. We observe that MLLMs can achieve above 50% accuracy across a majority of tasks ( $2\times$  higher than random chance of 25% as most tasks include 4 options), without *any* domain specific fine-tuning. The performance reaches up to 96% on tools retrieval task. Results indicate that although MLLMs currently lack in some aspects for specialized fingerprint analysis, it shows strong potential in advancing the state-of-the-art in the future. The zero-shot performance varies

across models and parameter size. Random and frequent-choice baselines average 26–28%, reflecting the difficulty of the MCQ setup. Nearly all MLLMs exceed these baselines, but only a few perform consistently well across all fingerprint tasks. Fig 4 depicts the performance of all the models across all the tasks in the form of heatmap. This helps in understanding the individual and average performance of the models across all the tasks. We further selected the top-5 best performing models and investigated their performance in Figs 5 and 6. Fig 5 presents the bar chart indicating that the top-5 models perform similar across most tasks with small margins except on the ACE-V analysis task where closed-source model Gemini 2.5 Pro outperforms the rest. Proprietary model Gemini 2.5 Pro leads the benchmark with 56.86% accuracy outperforming GPT-5 (49.97%), InternVL3-38b (52.86%), Qwen3-VL-32b-Instruct (52.16%) and Qwen3-VL-8b-Instruct (49.25%) by a small margin but with stronger consistency across specialized tasks. The radar plot in Fig 6 indicates the accuracy with increasing value as one moves away from the center (0%) towards the outer periphery (100%); each axis on the concentric circle corresponds to a single task. This depicts that the model with a larger area (in all directions) has an overall better performance across all categories and tasks.

#### 5.1. Performance across different evaluation tasks

**Orientation flow analysis.** In Table 4, we observe low accuracy (36.04%) in singularity point detection. This task requires examining global ridge flow (pattern) and singular points (core/delta), which suggests that orientation flow overlays may provide limited complementary information for ridge flow understanding. In this task, GPT-5 (48.28%) and InternVL3-38B (45.81%) result in highest and second highest performance, respectively.

**Minutiae analysis.** Minutiae analysis resulted in the *second* lowest performance (29.63%) among eight tasks considered in this work. The proprietary model Gemini 2.5 Pro (48.77%) emerges as the highest performing model followed by GPT-5 (38.79%). Both outperform open-source models which achieve 22-36% accuracy. This task involves understanding finer details in fingerprints like the identifying ridge endings and ridge bifurcations. The results confirm the need for domain-specific vision encoder and possibly image denoising and enhancement processing for fine-grained understanding.

**Pattern classification.** We observe moderate performance (40.21%) in pattern classification task. MLLMs are capable of extracting global ridge-flow features using generic vision encoders. In Table 4, we observe that over ten models cross the 40% accuracy mark in this task with Qwen3-VL-8b-Instruct (50.49%) leading them, showing high level structure and texture understanding.

**Fingerprint verification.** We observe average perfor-



mance (35.49%) in verification task that involves comparative analysis of global (Level-1) and local (Level-2) details for decision. As verification requires comparative reasoning, Gemini 2.5 Pro (54.35%) excels here, likely due to superior cross-vision reasoning alignment. Yet, there is huge scope of improvement compared to SOTA model benchmarks, BOZORTH3 [18] (61.32%) and deep-learning-based verification [48] (89.80%).

**Sensor classification.** We observe reasonable performance (41.67%) in sensor classification task suggesting that models can detect artifacts stemming from different sensors (e.g., optical vs. capacitive vs. thermal sensors). In this task, open-source models like Qwen3-VL-8B-Instruct (58.08%) and InternVL3-38B (57.59%) perform better than the closed-source models (49.50%).

**Real/Synthetic fingerprint classification.** We observed the *lowest* performance (28.80%) in real vs. synthetic classification task performing marginally above the frequent choice baseline (27.33%), making it the *most challenging* task in FPBENCH. Synthetic fingerprint cues are hard to capture when synthetic datasets like GenPrint mimic real-world data well. Further, MLLM vision encoders might not have seen sufficient fingerprint data due to the unavailability of open-source data. Here, GPT-5 (46.83%) performs better than InternVL3-38b (39.83%) and its closed-source counterpart Gemini 2.5 Pro (36.5%).

**ACE-V Analysis.** As seen in Table 4, ACE-V Analysis task achieves modest performance (37.93%). This task is particularly challenging as it involves matching along with an understanding of ACE-V terminology and parsing the ACE-V sheet. MLLMs require to inspect a given fingerprint pair and based on the matching decision, select the correct ACE-V sheet from the options. This process is performed by fingerprint experts manually and hence requires reasoning. Gemini 2.5 Pro performs significantly well (79.73%) compared to other models, suggesting that MLLMs can be further improved to assist the fingerprint examiners, specifically, the verification stage which requires independent examiners with proper task-specific fine-tuning. Note here that GPT-5 performs poorly on this task (29.24%) even though the model has demonstrated great capability in other domains which requires further exploration.

**Tools retrieval.** In Table 4 and Figs 5 and 6, we observe that MLLMs achieve the *highest* performance (70.03%) on the tool retrieval task. InternVL3-38B performs the best securing 97%, followed by GPT-5 and Gemini 2.5 Pro with 96%. This suggests that the tools retrieval is relatively the simplest task in FPBENCH. MLLMs are good at understanding overall fingerprint analysis pipeline and the order in which any fingerprint task needs to be executed; e.g., feature extraction step precedes feature-level verification. The results reinforce the feasibility of foundational models for fingerprints using tool chaining.

## 5.2. Insights into zero-shot vs chain-of-thought performance

We summarized the results (differences between zero-shot and chain-of-thought prompting) in Table 5. On the task of minutiae analysis, many models like LLaVa and DeepSeek benefit from chain-of-thought prompting strategy. Similarly, in fingerprint verification, we witnessed an improvement in performance for Gemma3-4b, LLaVa, Idefics-9b-Instruct. On the other hand, CoT performance decreases for remaining tasks, most notably, the pattern classification task. This suggests that although these models exhibit reasoning capabilities, they do not generalize well across all tasks. These models do not possess sufficient domain-specific knowledge in their current versions for chain-of-thought to help in performance gains on specialized fingerprint tasks. Our findings align with the results reported in FaceXBench [36] on face images. **We believe that CoT prompting can be best leveraged after fine-tuning both vision and language encoders on few-shot task-specific fingerprint data.**

## 5.3. Effect of size on MLLM performance across tasks

In Table 4, we observe that the open-source models show variations in performances (30-46%) across small (<4B) to mid-tier (4B-12B) models. In mid-tier range, Qwen3-VL-8b-Instruct (49.25%), InternVL3-8b (46.73%) and Gemma3-12b (46.63%) perform reasonably well across all categories while several other mid-tier models hover around 30% performance mark. Larger models (>13B) viz., InternVL3-38b (52.86%) and Qwen3-VL-32b-Instruct (52.16%) perform significantly well, achieving comparable results with proprietary large-scale models like GPT-5 and Gemini 2.5 Pro with significantly more parameters. Moreover, high performance in larger models within same series like Gemma3, Qwen3 or InternVL3 suggest that model size has a positive effect on the performance; see Fig 7.

## 5.4. Challenges and Limitations

We first discuss the challenges encountered in designing the benchmark, and then analyze the limitations.

In terms of challenges, assembling the ground truth labels for evaluation was tedious. For example, most publicly available fingerprint datasets do not include ground-truth labels for fingerprint pattern classes. Therefore, we used a pretrained CNN to assign pattern labels for the pattern classification task. On the tools retrieval task, initial questions generated by GPT and Gemini were often irrelevant or repetitive, so significant manual intervention was required. We had to exclude image quality assessment task evaluation in the current benchmark as it is heavily reliant on specific tools and metrics such as NFIQ [46].

To investigate the limitations, we manually reviewed the

model output predictions for hallucinations or anomalies due to prediction biases that might affect their reliability.

On the ACE-V analysis task, we observed that the Idefics-9b model never predicted option A even if the option values were randomized and correct answer option choice was balanced (see Table 6 for option frequency). On the other hand, Monkey-Chat never returned option B as the response for this task. On the Tools retrieval task, option D was missing in the predictions from the Monkey-Chat model. We observed that some small and mid-tier llava series models always predicted option A for ACE-V Analysis task. Surprisingly, Chameleon-7b was not able to predict an option for about 20% of questions, except the tool retrieval task. It denied the request saying, “I apologize, but I cannot comply with that request.” It is important to note that the model has a comparatively shorter context window of 4096 tokens.

When probing MLLMs with single-image pattern and sensor classification tasks, we observed prediction biases across models. On the pattern classification task, we observed that all open-source models consistently favored the ‘Whorl’ class, whereas proprietary models showed a strong bias toward predicting ‘Loop’. ‘Arch’ class was consistently under-predicted across most models. Moreover, in the sensor classification task, nearly all models exhibited a bias toward the ‘Optical’ sensor category, with the exception of LLaVA-OneVision-7b series and Qwen3-VL-2B-Instruct models, which predominantly predicted ‘Capacitive’ class.

We present an example of responses from both zero-shot and chain-of-thought prompting strategy with Qwen3-VL-32b on the verification task in Fig. 8. We observe that Qwen3-VL-32B-Instruct provides the correct answer to the question across both evaluation settings. But upon manually reviewing the chain-of-thought response, we observed certain discrepancies. The model outputs whorl pattern for Image 1 and loop pattern for Image 2 and 3, even though the Image 1 exhibits a loop pattern and Image 2 and 3 exhibit whorl pattern. Yet, it arrives at a correct decision, saying Images 2 and 3 are similar. This suggests that the models have a high-level idea about pattern classification but not sufficient knowledge to discriminate among different intricate patterns. However, this opens the path for domain adaptation that can potentially improve the CoT reasoning capabilities of the models.

## 6. Summary and Future Work

In this work, we designed FPBENCH, a novel multimodal large language model (MLLM)-based fingerprint evaluation benchmark. We examined several biometric and forensic tasks specifically designed to evaluate the fingerprint domain understanding of MLLMs. We evaluated the models in zero-shot and chain-of-thought setting to as-

sess if the models have a domain-specific understanding or whether they are adapting their generic world knowledge to solve fingerprint specific tasks. We observed that proprietary model Gemini 2.5 Pro leads across several tasks like ACE-V, minutiae analysis and synthetic fingerprint detection. It is followed by GPT-5 and open-source models like InternVL3-38b and Qwen3-VL series models which perform significantly well in tasks like pattern classification and sensor classification. Models show consistently high performance on the tools retrieval task, suggesting that MLLMs can be further explored for tool chaining for complex fingerprint analysis. Minutiae and orientation flow analysis tasks along with synthetic print detection are challenging due to lack of specialized understanding of intricate ridge structures and forensic-specific training. Moreover, we observed the model scale has a positive impact on the task performance. Currently, chain of thought prompting lags behind zero-shot prompting marking the need for fine tuning and domain adaptation.

FPBENCH has provided important insights that can guide us towards the following future research directions: (1) enable interaction such that the MLLM requests the user for auxiliary information for generating more reliable response (e.g., request for orientation flow map for accurate pattern classification instead of relying only on the fingerprint image); (2) utilize tool chaining to invoke task-specific encoders in the correct sequence as supported by the high performance on the ‘tool\_retrieval task’; (3) integrate refusal mechanism or constrained generation procedure to improve trustworthiness in the output of the MLLM (e.g., through *learn to refuse* mechanism [4]); (4) fine-tune the vision and language encoders in tandem on curated data for better understanding of domain-specific knowledge; (5) explore the vulnerabilities of MLLMs in presence of prompt injection attacks and adversarial attacks.

## References

- [1] Anguli: Synthetic fingerprint generator. 7
- [2] Jinze Bai, Shuai Bai, Shusheng Yang, Shijie Wang, Sinan Tan, Peng Wang, Junyang Lin, Chang Zhou, and Jingren Zhou. Qwen-vl: A versatile vision-language model for understanding, localization, text reading, and beyond. *arXiv*, 2023. 3
- [3] Shuai Bai et al. Qwen3-vl technical report. *arXiv*, 2025. 7, 12, 14
- [4] Lang Cao. Learn to refuse: Making large language models more controllable and reliable through knowledge scope limitation and refusal mechanism. In *Conference on Empirical Methods in Natural Language Processing*, 2023. 10
- [5] Lin Chen, Jinsong Li, Xiaoyi Dong, Pan Zhang, Yuhang Zang, Zehui Chen, Haodong Duan, Jiaqi Wang, Yu Qiao, Dahua Lin, et al. Are we on the right

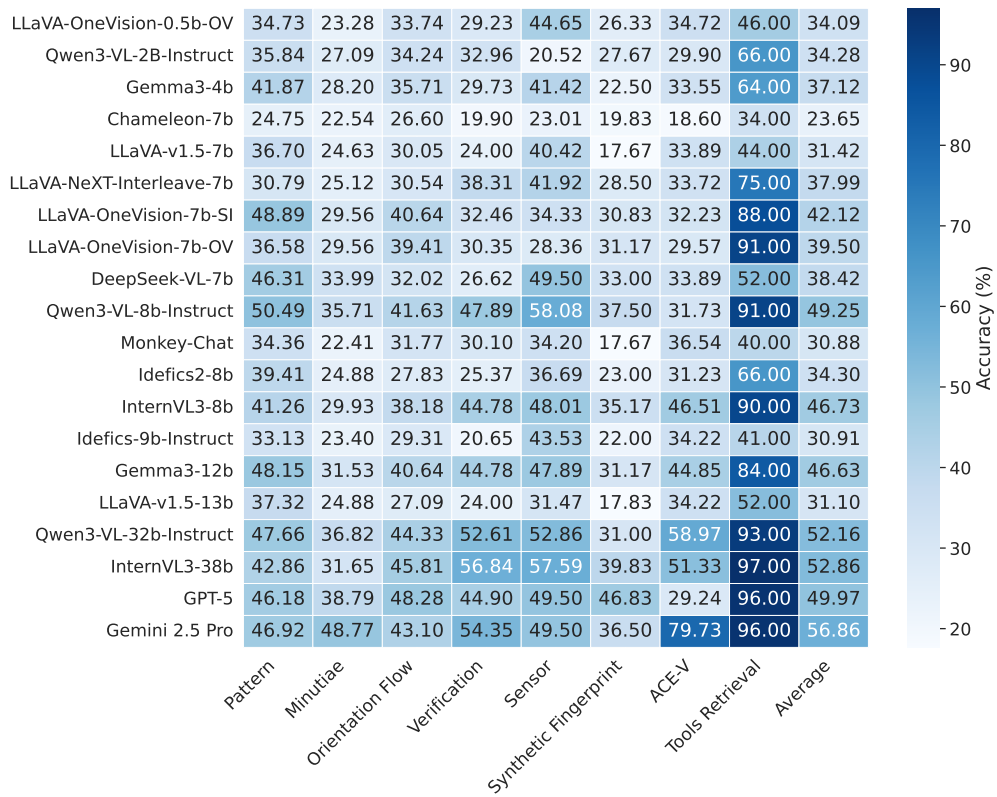


Figure 4. Accuracy (%) of all models across various fingerprint tasks presented in the form of heat map. The task ‘tool\_retrieval’ appears to be the best performing task across a majority of the models whereas, all the models struggle to distinguish between real and generated fingerprint images on the ‘real\_vs\_synthetic’ task.

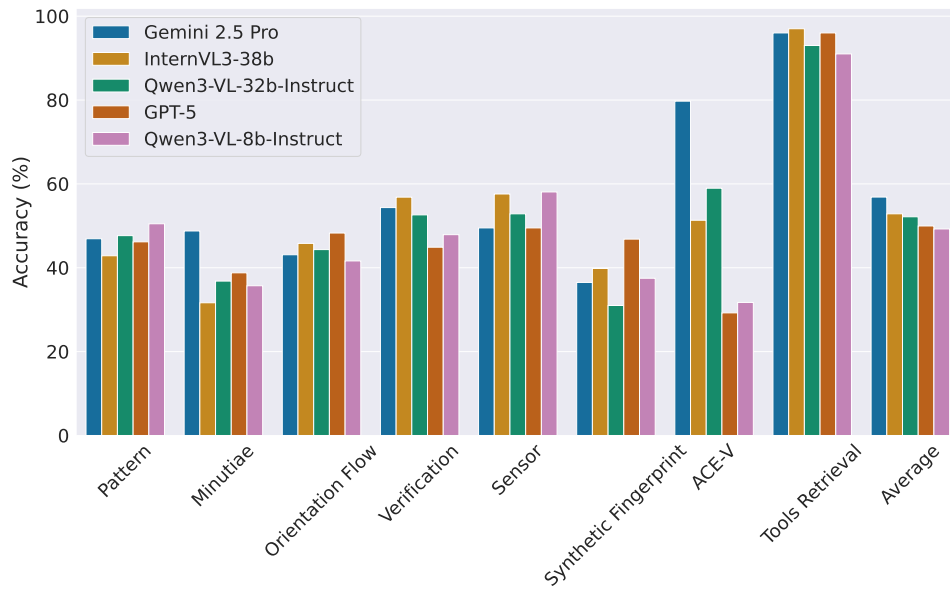


Figure 5. Accuracy (%) of top-5 best performing models along with mean performance across all tasks

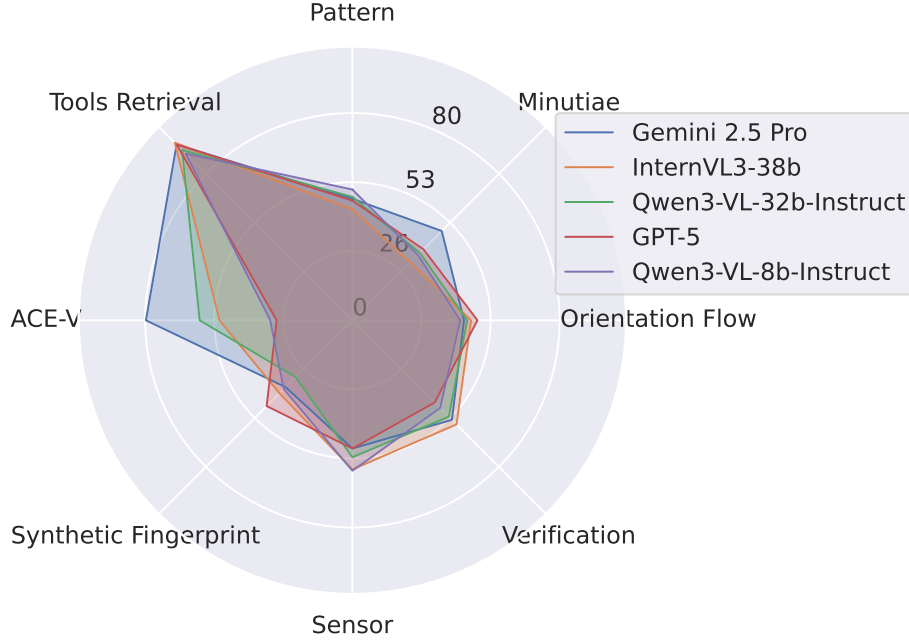


Figure 6. Performance (%) of top-5 best performing models across all tasks on zero-shot prompting.

Table 4. Accuracy (%) of models in FPBENCH with **zero-shot** / **chain-of-thought** prompting. We categorize the open-source models in three categories based on parameter size: (a) Open source MLLMs (<4B parameters), (b) Open source MLLMs (4B-13B parameters), (c) Open source MLLMs (>13B parameters), and (d) proprietary models. The highest and second highest performance values in each category/setting are highlighted in **gold** and **silver**, respectively.

	Overall (5000)	Pattern (800)	Minutiae (800)	Orientation (400)	Verification (800)	Sensor (800)	Real/Synthetic (600)	ACE-V Analysis (600)	Tools Retrieval (100)
Random Choice	25.40	26.23	25.99	24.38	25.00	27.98	25.67	25.91	22.00
Frequent Choice	28.90	27.58	28.08	29.06	29.23	27.23	27.33	34.72	28.00
SOTA Models	57.73 61.29	46.92	48.77	43.10	Bozorth3[18] Deep-learning-based[48]	61.32 89.80	49.50	36.50	79.73 96.00
Open source MLLMs (<4B parameters)									
LLaVA-OneVision-0.5b-OV[21]	34.08 / 31.68	34.73 / 31.40	23.28 / 26.72	33.74 / 29.31	29.23 / 28.23	44.65 / 38.68	26.33 / 25.58	34.72 / 33.55	46.00 / 40.00
Qwen3-VL-2b-Instruct[3]	34.28 / 34.61	35.84 / 31.28	27.09 / 28.94	34.24 / 36.21	32.96 / 34.70	20.52 / 29.85	27.67 / 24.17	29.90 / 34.22	66.00 / 57.50
Open source MLLMs (4B - 13B parameters)									
Gemma3-4b[51]	37.12 / 33.40	41.87 / 29.80	28.20 / 23.52	35.71 / 33.74	29.73 / 35.82	41.42 / 26.00	22.50 / 21.42	33.55 / 35.88	64.00 / 61.00
Chameleon-7b[50]	23.65 / 21.93	24.75 / 25.74	22.54 / 22.66	26.60 / 23.89	19.90 / 16.92	23.01 / 21.77	19.83 / 12.50	18.60 / 15.95	34.00 / 36.00
LLaVA-v1.5-7b[24]	31.42 / 27.26	36.70 / 23.40	24.63 / 24.38	30.05 / 19.95	24.00 / 20.27	40.42 / 36.44	17.67 / 16.58	33.89 / 34.05	44.00 / 43.00
LLaVA-NeXT-Interleave-7b[22]	37.99 / 38.62	30.79 / 29.56	25.12 / 24.01	30.54 / 30.05	38.31 / 38.43	41.92 / 41.54	28.50 / 27.83	33.72 / 33.55	75.00 / 84.00
LLaVA-OneVision-7b-SI[21]	42.12 / 37.12	48.89 / 37.32	29.56 / 24.01	40.64 / 32.51	32.46 / 28.98	34.33 / 33.21	30.83 / 29.67	32.23 / 31.23	88.00 / 80.00
LLaVA-OneVision-7b-OV[21]	39.50 / 37.94	36.58 / 33.62	29.56 / 34.73	39.41 / 36.45	30.35 / 31.59	28.36 / 29.35	31.17 / 29.75	29.57 / 29.07	91.00 / 79.00
DeepSeek-VL-7b[28]	38.42 / 37.22	46.31 / 48.28	33.99 / 35.22	32.02 / 30.30	26.62 / 26.37	49.50 / 49.38	33.00 / 32.67	33.89 / 33.55	52.00 / 42.00
Qwen3-VL-8b-Instruct[3]	49.25 / 47.03	50.49 / 42.86	35.71 / 28.69	41.63 / 41.63	47.89 / 41.79	58.08 / 53.73	37.50 / 30.83	31.73 / 45.68	91.00 / 91.00
MonkeyChat[23]	30.88 / 30.69	34.36 / 33.25	22.41 / 21.31	31.77 / 31.03	30.10 / 28.73	34.20 / 32.96	17.67 / 17.17	36.54 / 37.04	40.00 / 44.00
Idelfics2-8b[20]	34.30 / 33.59	39.41 / 33.50	24.88 / 27.34	27.83 / 27.34	25.37 / 24.63	36.69 / 37.31	23.00 / 23.17	31.23 / 31.40	66.00 / 64.00
InternVL3-8b[62]	46.73 / 39.73	41.26 / 35.71	29.93 / 26.23	38.18 / 36.45	44.78 / 37.94	48.01 / 33.21	35.17 / 28.92	46.51 / 37.38	90.00 / 82.00
Idelfics-9b-Instruct[19]	30.91 / 29.94	33.13 / 29.68	23.40 / 22.66	29.31 / 30.05	20.65 / 23.76	43.53 / 40.55	22.00 / 21.92	34.22 / 33.89	41.00 / 37.00
Gemma3-12b[51]	46.63 / 39.82	48.15 / 36.82	31.53 / 27.22	40.64 / 33.50	44.78 / 40.30	47.89 / 36.32	31.17 / 28.58	44.85 / 42.86	84.00 / 73.00
Open source MLLMs (>13B parameters)									
LLaVA-v1.5-13b[24]	31.10 / 26.76	37.32 / 27.71	24.88 / 26.97	27.09 / 19.46	24.00 / 22.76	31.47 / 25.37	17.83 / 18.58	34.22 / 34.22	52.00 / 39.00
Qwen3-VL-32b-Instruct[3]	52.16 / 47.46	47.66 / 32.64	36.82 / 30.67	44.33 / 36.45	52.61 / 50.00	52.86 / 46.14	31.00 / 32.00	58.97 / 58.80	93.00 / 93.00
InternVL3-38b[62]	52.86 / 46.10	42.86 / 38.67	31.65 / 31.03	45.81 / 41.38	56.84 / 50.37	57.59 / 36.69	39.83 / 31.67	51.33 / 47.01	97.00 / 92.00
Proprietary MLLMs									
GPT-5[40]	49.97 / 54.16	46.18 / 41.87	38.79 / 45.94	48.28 / 39.90	44.90 / 54.73	49.50 / 43.03	46.83 / 52.33	29.24 / 59.47	96.00 / 96.00
Gemini 2.5 Pro[8]	56.86 / 44.72	46.92 / 34.73	48.77 / 29.31	43.10 / 36.21	54.35 / 36.82	49.50 / 39.68	36.50 / 41.83	79.73 / 44.19	96.00 / 95.00
AVERAGE	40.01 / 37.00	40.21 / 33.89	29.63 / 28.08	36.04 / 32.29	35.49 / 33.66	41.67 / 36.56	28.80 / 27.36	37.93 / 37.65	70.03 / 66.42

way for evaluating large vision-language models? *Advances in Neural Information Processing Systems*, 37: 27056–27087, 2024. 3

[6] Zhe Chen, Weiyun Wang, Hao Tian, Shenglong Ye,

Zhangwei Gao, Erfei Cui, Wenwen Tong, Kongzhi Hu, Jiapeng Luo, Zheng Ma, et al. How far are we to gpt-4v? closing the gap to commercial multimodal models with open-source suites. *Science China Infor-*



Table 5. Change in performance (accuracy %) under chain-of-thought compared to zero-shot evaluation setting in FPBENCH. Negative values suggest a decrease in performance in the chain-of-thought as compared to the zero-shot setting.

	Overall (5000)	Pattern (800)	Minutiae (800)	Orientation (400)	Verification (800)	Sensor (800)	Real/Synthetic (600)	ACE-V Analysis (600)	Tools Retrieval (100)
<b>Open source MLLMs (&lt;4B parameters)</b>									
LLaVA-OneVision-0.5b-OV	-19.21	-3.33	3.44	-4.43	-1.00	-5.97	-0.75	-1.17	-6.00
Qwen3-VL-2b-Instruct	2.65	-4.56	1.85	1.97	1.74	9.33	-3.50	4.32	-8.50
<b>Open source MLLMs (4B - 13B parameters)</b>									
Gemma3-4b	-29.80	-12.07	-4.68	-1.97	6.09	-15.42	-1.08	2.33	-3.00
Chameleon-7b	-13.80	0.99	0.12	-2.71	-2.98	-1.24	-7.33	-2.65	2.00
LLaVA-v1.5-7b	-33.29	-13.30	-0.25	-10.10	-3.73	-3.98	-1.09	0.16	-1.00
LLaVA-NeXT-Interleave-7b	5.07	-1.23	-1.11	-0.49	0.12	-0.38	-0.67	-0.17	9.00
LLaVA-OneVision-7b-SI	-40.01	-11.57	-5.55	-8.13	-3.48	-1.12	-1.16	-1.00	-8.00
LLaVA-OneVision-7b-OV	-12.44	-2.96	5.17	-2.96	1.24	0.99	-1.42	-0.50	-12.00
DeepSeek-VL-7b	-9.56	1.97	1.23	-1.72	-0.25	-0.12	-0.33	-0.34	-10.00
Qwen3-VL-8b-Instruct	-17.82	-7.63	-7.02	0.00	-6.10	-4.35	-6.67	13.95	0.00
Monkey-Chat	-1.56	-1.11	-1.10	-0.74	-1.37	-1.24	-0.50	0.50	4.00
Idefics2-8b	-5.72	-5.91	2.46	-0.49	-0.74	0.62	0.17	0.17	-2.00
InternVL3-8b	-56.00	-5.55	-3.70	-1.73	-6.84	-14.80	-6.25	-9.13	-8.00
Idefics-9b-Instruct	-7.73	-3.45	-0.74	0.74	3.11	-2.98	-0.08	-0.33	-4.00
Gemma3-12b	-54.41	-11.33	-4.31	-7.14	-4.48	-11.57	-2.59	-1.99	-11.00
<b>Open source MLLMs (&gt;13B parameters)</b>									
LLaVA-v1.5-13b	-34.74	-9.61	2.09	-7.63	-1.24	-6.10	0.75	0.00	-13.00
Qwen3-VL-32b-Instruct	-37.55	-15.02	-6.15	-7.88	-2.61	-6.72	1.00	-0.17	0.00
InternVL3-38b	-54.09	-4.19	-0.62	-4.43	-6.47	-20.90	-8.16	-4.32	-5.00
<b>Proprietary MLLMs</b>									
GPT-5	33.55	-4.31	7.15	-8.38	9.83	-6.47	5.50	30.23	0.00
Gemini 2.5 Pro	-97.1	-12.19	-19.46	-6.89	-17.53	-9.82	5.33	-35.54	-1.00

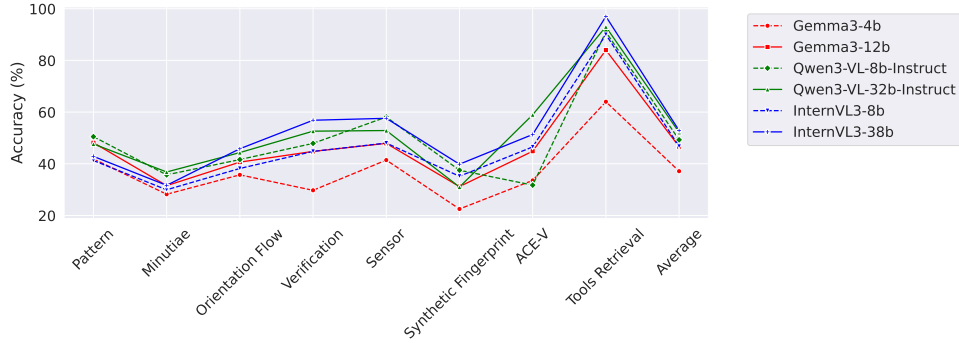


Figure 7. Performance (%) variation of select models with change in model size (#params). Solid lines represent larger model variants while their lighter counterparts are indicated by dashed lines.

- mation Sciences, 67(12):220101, 2024. 3
- [7] Zhe Chen, Jiannan Wu, Wenhai Wang, Weijie Su, Guo Chen, Sen Xing, Muyan Zhong, Qinglong Zhang, Xizhou Zhu, Lewei Lu, et al. Internvl: Scaling up vision foundation models and aligning for generic visual-linguistic tasks. In *Proceedings of the IEEE/CVF conference on computer vision and pattern recognition*, pages 24185–24198, 2024. 3
- [8] Gheorghe Comanici, Eric Bieber, Mike Schaekermann, Ice Pasupat, Noveen Sachdeva, Inderjit Dhillon, Marcel Blistein, Ori Ram, Dan Zhang, Evan Rosen, et al. Gemini 2.5: Pushing the frontier with advanced reasoning, multimodality, long context, and next generation agentic capabilities. *arXiv preprint arXiv:2507.06261*, 2025. 7, 8, 12
- [9] Luke Nicholas Darlow and Benjamin Rosman. Fingerprint minutiae extraction using deep learning. In *2017 IEEE International Joint Conference on Biometrics (IJCB)*, pages 22–30. IEEE, 2017. 3
- [10] Joshua J Engelsma, Kai Cao, and Anil K Jain. Learning a fixed-length fingerprint representation. *IEEE transactions on pattern analysis and machine intelligence*, 43(6):1981–1997, 2019. 3
- [11] Parisa Farmanifard and Arun Ross. Chatgpt meets iris biometrics. In *2024 IEEE International Joint Conference on Biometrics (IJCB)*, pages 1–10. IEEE, 2024. 3
- [12] Gregory Fiumara, Patricia Flanagan, Matthew Schwarz, Elham Tabassi, and Christopher Boehnen. Nist special database 301. *Gaithersburg, MD, USA*,

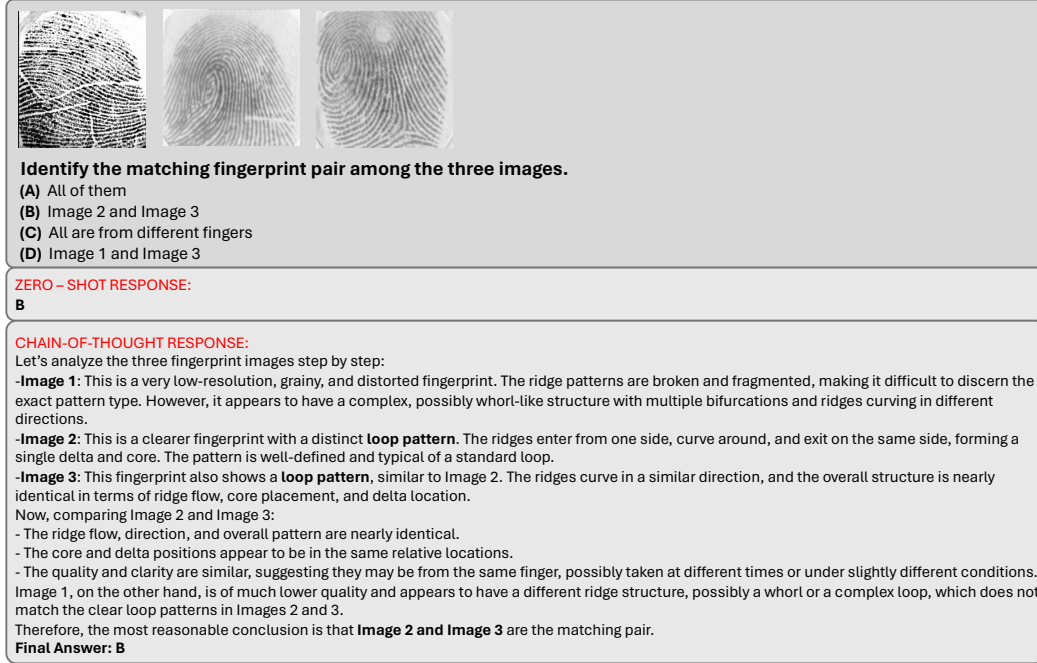


Figure 8. Comparison between responses produced by Qwen3-VL-32b[3] on the ‘verification’ task from zero-shot and chain-of-thought prompting.

2018. 7
- [13] Gregory P Fiumara, Patricia A Flanagan, John D Grantham, Kenneth Ko, Karen Marshall, Matthew Schwarz, Elham Tabassi, Bryan Woodgate, and Christopher Boehnen. Nist special database 302: Nail to nail fingerprint challenge. 2019. 6, 7
- [14] Ekta Gavas, Kaustubh Olpadkar, and Anoop Namboodiri. Enhancement-driven pretraining for robust fingerprint representation learning. *Proceedings Copyright*, 821:828, 2024. 3
- [15] Steven A Grosz and Anil K Jain. Universal fingerprint generation: Controllable diffusion model with multimodal conditions. *arXiv preprint arXiv:2404.13791*, 2024. 7
- [16] Drew A Hudson and Christopher D Manning. Gqa: A new dataset for real-world visual reasoning and compositional question answering. In *Proceedings of the IEEE/CVF conference on computer vision and pattern recognition*, pages 6700–6709, 2019. 1
- [17] Anil K. Jain, Arun A. Ross, and Karthik Nandakumar. *Introduction to Biometrics*. Springer Publishing Company, Incorporated, 2011. 1
- [18] Kenneth Ko. User’s guide to nist biometric image software (nbis). 2007. 7, 9, 12
- [19] Hugo Laurençon, Lucile Saulnier, Léo Tronchon, Stas Bekman, Amanpreet Singh, Anton Lozhkov, Thomas Wang, Siddharth Karamcheti, Alexander M. Rush, Douwe Kiela, Matthieu Cord, and Victor Sanh. Obelics: An open web-scale filtered dataset of interleaved image-text documents, 2023. 7, 12
- [20] Hugo Laurençon, Léo Tronchon, Matthieu Cord, and Victor Sanh. What matters when building vision-language models?, 2024. 7, 12
- [21] Bo Li, Yuanhan Zhang, Dong Guo, Renrui Zhang, Feng Li, Hao Zhang, Kaichen Zhang, Peiyuan Zhang, Yanwei Li, Ziwei Liu, et al. Llava-onevision: Easy visual task transfer. *arXiv preprint arXiv:2408.03326*, 2024. 7, 12
- [22] Feng Li, Renrui Zhang, Hao Zhang, Yuanhan Zhang, Bo Li, Wei Li, Zejun Ma, and Chunyuan Li. Llava-next-interleave: Tackling multi-image, video, and 3d in large multimodal models. *arXiv preprint arXiv:2407.07895*, 2024. 7, 12
- [23] Zhang Li, Biao Yang, Qiang Liu, Zhiyin Ma, Shuo Zhang, Jingxu Yang, Yabo Sun, Yuliang Liu, and Xiang Bai. Monkey: Image resolution and text label are important things for large multi-modal models. In *proceedings of the IEEE/CVF conference on computer vision and pattern recognition*, pages 26763–26773, 2024. 7, 12
- [24] Haotian Liu, Chunyuan Li, Qingyang Wu, and Yong Jae Lee. Visual instruction tuning. *Advances in neural information processing systems*, 36:34892–34916, 2023. 3, 7, 12

- [25] Haotian Liu, Chunyuan Li, Yuheng Li, and Yong Jae Lee. Improved baselines with visual instruction tuning. In *Proceedings of the IEEE/CVF conference on computer vision and pattern recognition*, pages 26296–26306, 2024. 3
- [26] Mianxin Liu, Weiguo Hu, Jinru Ding, Jie Xu, Xiaoyang Li, Lifeng Zhu, Zhian Bai, Xiaoming Shi, Benyou Wang, Haitao Song, et al. Medbench: A comprehensive, standardized, and reliable benchmarking system for evaluating chinese medical large language models. *Big Data Mining and Analytics*, 7(4):1116–1128, 2024. 1
- [27] Yuan Liu, Haodong Duan, Yuanhan Zhang, Bo Li, Songyang Zhang, Wangbo Zhao, Yike Yuan, Jiaqi Wang, Conghui He, Ziwei Liu, et al. Mmbench: Is your multi-modal model an all-around player? In *European conference on computer vision*, pages 216–233. Springer, 2024. 3
- [28] Haoyu Lu, Wen Liu, Bo Zhang, Bingxuan Wang, Kai Dong, Bo Liu, Jingxiang Sun, Tongzheng Ren, Zhuoshu Li, Hao Yang, Yaofeng Sun, Chengqi Deng, Hanwei Xu, Zhenda Xie, and Chong Ruan. Deepseek-vl: Towards real-world vision-language understanding, 2024. 7, 12
- [29] Pan Lu, Swaroop Mishra, Tony Xia, Liang Qiu, Kai-Wei Chang, Song-Chun Zhu, Oyvind Taffjord, Peter Clark, and Ashwin Kalyan. Learn to explain: Multimodal reasoning via thought chains for science question answering. In *The 36th Conference on Neural Information Processing Systems (NeurIPS)*, 2022. 3
- [30] Pan Lu, Hritik Bansal, Tony Xia, Jiacheng Liu, Chunyuan Li, Hannaneh Hajishirzi, Hao Cheng, Kai-Wei Chang, Michel Galley, and Jianfeng Gao. Mathvista: Evaluating mathematical reasoning of foundation models in visual contexts. *arXiv preprint arXiv:2310.02255*, 2023. 3
- [31] Dario Maio, Davide Maltoni, Raffaele Cappelli, James L. Wayman, and Anil K. Jain. Fvc2000: Fingerprint verification competition. *IEEE transactions on pattern analysis and machine intelligence*, 24(3): 402–412, 2002. 6, 7
- [32] Dario Maio, Davide Maltoni, Raffaele Cappelli, James L. Wayman, and Anil K. Jain. Fvc2002: Second fingerprint verification competition. In *2002 International conference on pattern recognition*, pages 811–814. IEEE, 2002. 6, 7
- [33] Dario Maio, Davide Maltoni, Raffaele Cappelli, Jim L. Wayman, and Anil K. Jain. Fvc2004: Third fingerprint verification competition. In *International conference on biometric authentication*, pages 1–7. Springer, 2004. 6, 7
- [34] Ahmed Masry, Do Xuan Long, Jia Qing Tan, Shafiq Joty, and Enamul Hoque. Chartqa: A benchmark for question answering about charts with visual and logical reasoning. *arXiv preprint arXiv:2203.10244*, 2022. 1
- [35] Minesh Mathew, Dimosthenis Karatzas, and CV Jawahar. Docvqa: A dataset for vqa on document images. In *Proceedings of the IEEE/CVF winter conference on applications of computer vision*, pages 2200–2209, 2021. 1
- [36] Kartik Narayan, Vibashan VS, and Vishal M Patel. Facexbench: Evaluating multimodal llms on face understanding. *arXiv preprint arXiv:2501.10360*, 2025. 3, 4, 7, 8, 9, 17
- [37] Dinh-Luan Nguyen, Kai Cao, and Anil K Jain. Robust minutiae extractor: Integrating deep networks and fingerprint domain knowledge. In *2018 International Conference on Biometrics (ICB)*, pages 9–16. IEEE, 2018. 3
- [38] NIST. Swgfast: Document #10 standards for examining friction ridge impressions and resulting conclusions (latent/tenprint). [https://www.nist.gov/system/files/documents/2016/10/26/swgfast\\_examinations-conclusions\\_2.0\\_130427.pdf](https://www.nist.gov/system/files/documents/2016/10/26/swgfast_examinations-conclusions_2.0_130427.pdf), 2016. Accessed: 2025-06-30. 3, 6
- [39] NIST. Swgfast: Document #9 standard for the documentation of analysis, comparison, evaluation, and verification (ace-v) in tenprint operations (tenprint). [https://www.nist.gov/system/files/documents/2016/10/26/swgfast\\_standard-documentation-ace-v-tenprint\\_2.0\\_121124.pdf](https://www.nist.gov/system/files/documents/2016/10/26/swgfast_standard-documentation-ace-v-tenprint_2.0_121124.pdf), 2016. Accessed: 2025-06-30. 3, 6, 7
- [40] OpenAI. Gpt-5 system card. Technical report, OpenAI, 2025. 7, 8, 12
- [41] Sara Sarto, Marcella Cornia, and Rita Cucchiara. Image captioning evaluation in the age of multimodal llms: Challenges and future perspectives. *arXiv preprint arXiv:2503.14604*, 2025. 1
- [42] Hatem Otroschi Shahreza and Sébastien Marcel. Facellm: A multimodal large language model for face understanding. *arXiv preprint arXiv:2507.10300*, 2025. 3
- [43] Yichen Shi, Yuhao Gao, Yingxin Lai, Hongyang Wang, Jun Feng, Lei He, Jun Wan, Changsheng Chen, Zitong Yu, and Xiaochun Cao. Shield: An evaluation benchmark for face spoofing and forgery detection with multimodal large language models. *Visual Intelligence*, 3(1):9, 2025. 3
- [44] Redwan Sony, Parisa Farmanifard, Hamzeh Alzwayry, Nitish Shukla, and Arun Ross. Benchmarking foundation models for zero-shot biometric tasks. *arXiv preprint arXiv:2505.24214*, 2025. 3

- [45] Haomiao Sun, Mingjie He, Tianheng Lian, Hu Han, and Shiguang Shan. Face-mllm: A large face perception model. *arXiv preprint arXiv:2410.20717*, 2024. 3
- [46] Elham Tabassi, Martin Olsen, Oliver Bausinger, Christoph Busch, Andrew Figlarz, Gregory Fiumara, Olaf Henniger, Johannes Merkle, Timo Ruhland, Christopher Schiel, et al. Nist fingerprint image quality 2. 2021. 9
- [47] Ai Takahashi, Yoshinori Koda, Koichi Ito, and Takafumi Aoki. Fingerprint feature extraction by combining texture, minutiae, and frequency spectrum using multi-task cnn. In *2020 IEEE international joint conference on biometrics (IJCB)*, pages 1–8. IEEE, 2020. 3
- [48] Saraansh Tandon and Anoop Namboodiri. Transformer based fingerprint feature extraction. In *2022 26th International Conference on Pattern Recognition (ICPR)*, pages 870–876. IEEE, 2022. 3, 7, 9, 12
- [49] Yao Tang, Fei Gao, Jufu Feng, and Yuhang Liu. Fingernet: An unified deep network for fingerprint minutiae extraction. In *2017 IEEE International Joint Conference on Biometrics (IJCB)*, pages 108–116. IEEE, 2017. 3
- [50] Chameleon Team. Chameleon: Mixed-modal early-fusion foundation models. *arXiv preprint arXiv:2405.09818*, 2024. 7, 12
- [51] Gemma Team. Gemma 3. 2025. 3, 7, 12
- [52] Gemma Team, Thomas Mesnard, Cassidy Hardin, Robert Dadashi, Surya Bhupatiraju, Shreya Pathak, Laurent Sifre, Morgane Rivière, Mihir Sanjay Kale, Juliette Love, et al. Gemma: Open models based on gemini research and technology. *arXiv preprint arXiv:2403.08295*, 2024.
- [53] Gemma Team, Morgane Riviere, Shreya Pathak, Pier Giuseppe Sessa, Cassidy Hardin, Surya Bhupatiraju, Léonard Hussenot, Thomas Mesnard, Bobak Shahriari, Alexandre Ramé, et al. Gemma 2: Improving open language models at a practical size. *arXiv preprint arXiv:2408.00118*, 2024. 3
- [54] David Temoshok, Diana Proud-Madruga, Yee-Yin Choong, Ryan Galluzzo, Sarbari Gupta, Connie LaSalle, Naomi Lefkovitz, and Andrew Regenscheid. Digital identity guidelines. *NIST Special Publication NIST SP 800-63-4*, 2025. 1
- [55] Rubèn Tito, Dimosthenis Karatzas, and Ernest Valveny. Document collection visual question answering. In *International Conference on Document Analysis and Recognition*, pages 778–792. Springer, 2021. 1
- [56] Jiaqi Wang, Hanqi Jiang, Yiheng Liu, Chong Ma, Xu Zhang, Yi Pan, Mengyuan Liu, Peiran Gu, Sichen Xia, Wenjun Li, et al. A comprehensive review of multimodal large language models: Performance and challenges across different tasks. *arXiv preprint arXiv:2408.01319*, 2024. 1
- [57] Xiaoxuan Wang, Ziniu Hu, Pan Lu, Yanqiao Zhu, Jieyu Zhang, Satyen Subramaniam, Arjun R Loomba, Shichang Zhang, Yizhou Sun, and Wei Wang. Scibench: Evaluating college-level scientific problem-solving abilities of large language models. *arXiv preprint arXiv:2307.10635*, 2023. 1
- [58] Bohao Xing, Zitong Yu, Xin Liu, Kaishen Yuan, Qilang Ye, Weicheng Xie, Huanjing Yue, Jingyu Yang, and Heikki Kälviäinen. Emo-llama: Enhancing facial emotion understanding with instruction tuning. *arXiv preprint arXiv:2408.11424*, 2024. 3
- [59] Shukang Yin, Chaoyou Fu, Sirui Zhao, Ke Li, Xing Sun, Tong Xu, and Enhong Chen. A survey on multimodal large language models. *National Science Review*, 11(12):nwae403, 2024. 1
- [60] Xiang Yue, Yuansheng Ni, Kai Zhang, Tianyu Zheng, Ruoyi Liu, Ge Zhang, Samuel Stevens, Dongfu Jiang, Weiming Ren, Yuxuan Sun, et al. Mmmu: A massive multi-discipline multimodal understanding and reasoning benchmark for expert agi. In *Proceedings of the IEEE/CVF Conference on Computer Vision and Pattern Recognition*, pages 9556–9567, 2024. 3
- [61] Xiaoman Zhang, Chaoyi Wu, Ziheng Zhao, Weixiong Lin, Ya Zhang, Yanfeng Wang, and Weidi Xie. Pmc-vqa: Visual instruction tuning for medical visual question answering. *arXiv preprint arXiv:2305.10415*, 2023. 3
- [62] Jinguo Zhu, Weiyun Wang, Zhe Chen, Zhaoyang Liu, Shenglong Ye, Lixin Gu, Hao Tian, Yuchen Duan, Weijie Su, Jie Shao, et al. Internvl3: Exploring advanced training and test-time recipes for open-source multimodal models. *arXiv preprint arXiv:2504.10479*, 2025. 3, 7, 12



Table 6. Key statistics of questions in FPBENCH.

Statistic	Number
Total questions	4940
Total categories	5
Total tasks	8
Public datasets used	6
Questions with multiple images	3220 (65%)
Questions with single image	1620 (33%)
Questions with only text	100 (2%)
Total images in all questions	13654
Unique number of images	9034
Unique question templates	419
Maximum question length	1275
Maximum option length	160
Average question length	71.59
Average option length	6.80
Total options in each question	3 or 4
Frequency of A as correct option	1330 (26.92%)
Frequency of B as correct option	1261 (25.52%)
Frequency of C as correct option	1299 (26.29%)
Frequency of D as correct option	1050 (21.69%)

## A. Detailed statistics of questions used in evaluation.

The statistics for the questions in FPBENCH is provided in Table 6.

## B. Tool Retrieval Questions Generation:

Following the approach in [36], we designed a detailed prompt with 10 APIs and a total of 22 functions to generate the FPBENCH questions. We included APIs covering a wide range of fingerprint understanding tasks, complying to real-world scenarios and systems. We generated a total of 150 questions each from GPT-5 and Gemini 2.5 Pro, out of which 100 were selected. We manually reviewed and rephrased the questions to maintain diversity and correctness. The detailed prompt for question generation is provided below.

### Prompt for Generating Tool Retrieval Questions:

You are an AI tasked with generating complex, real-world scenario questions to assess a model’s ability to select the correct API and function calls to accomplish nuanced tasks. Use the list of APIs and functions provided below.

#### 1. Pattern Classification:

**api\_name:** api\_1

- `classify_pattern`

**Description:** Predicts the pattern class in a given fingerprint image.

**Input:** `np.ndarray` or `str` - The input fingerprint image.

**Output:** `str` - The predicted pattern ('loop', 'whorl', or 'arch').

- `get_pattern_probabilities`

**Description:** Returns probabilities for each pattern class.

**Input:** `np.ndarray` - The input fingerprint image.

**Output:** `dict` - Probabilities for each pattern class.

- `match_pattern`

**Description:** Checks whether the fingerprint pair has the same pattern class.

**Input:** Two `str` - Two fingerprint pattern classes.

**Output:** `bool` - True if fingerprint patterns match, False otherwise.

#### 2. Matching:

**api\_name:** api\_2

- `extract_features`

**Description:** Extracts fingerprint features from fingerprint images.

**Input:** `np.ndarray` or `str` - The input fingerprint image.

**Output:** `np.ndarray` - Feature vector for the fingerprint.

- `compare_features`

**Description:** Compares two fingerprint feature vectors for a match.

**Input:** Two `np.ndarray` - The feature vectors of two fingerprint images.

**Output:** `bool` - True if fingerprints match, False otherwise.

- `get_matching_score`

**Description:** Get matching score for a given fingerprint image pair.

**Input:** Two `str` or `np.ndarray` - Input fingerprint image pair.

**Output:** `int` - Matching score.

- `identify_fingerprint`

**Description:** Identifies a fingerprint impression by comparing a feature vector to a database.

**Input:** `np.ndarray` features and `dict` database - Feature vector to identify and known features.

**Output:** `str` or `None` - Label of the identified subject/impression/source, or None if no match.

#### 3. Minutiae:

**api\_name:** api\_3

- `extract_minutiae`

**Description:** Extracts fingerprint minutiae from a given fingerprint image.

**Input:** `np.ndarray` or `str` - The input fingerprint image.

**Output:** `np.ndarray` - List of x, y, theta, type of minutiae points.

- `plot_minutiae_overlay`

**Description:** Plots minutiae map over fingerprint image.

**Input:** `str` or `np.ndarray` - Input fingerprint im-

- age.  
**Output:** np.ndarray - Overlaid minutiae over fingerprint as image.
- get\_minutiae\_count  
**Description:** Get count of total minutiae, ridge endings, and ridge bifurcations from minutiae points list.  
**Input:** np.ndarray - List of minutiae locations (x, y, theta, type).  
**Output:** Three ints - Number of minutiae, ridge endings, and ridge bifurcations.
4. **Orientation:**  
**api\_name:** api\_4
- get\_orientation\_angles  
**Description:** Get orientation angles for every  $k \times k$  block in input fingerprint image.  
**Input:** str or np.ndarray and int - Input fingerprint image and block size  $k$ .  
**Output:** np.ndarray - 2D array of orientation angles.
  - plot\_orientation\_map  
**Description:** Draw orientation flow map on fingerprint image.  
**Input:** str or np.ndarray and np.ndarray - Input fingerprint image and orientation angles.  
**Output:** np.ndarray - Output image of orientation flow map overlaid on fingerprint.
5. **Sensor Classification:**  
**api\_name:** api\_5
- predict\_sensor\_type  
**Description:** Predict the type of sensor used to capture the fingerprint image.  
**Input:** str or np.ndarray - Input fingerprint image.  
**Output:** str - Predicted sensor type ('optical', 'thermal', 'capacitive', or 'none').
  - get\_sensor\_probabilities  
**Description:** Returns probability values for each sensor type.  
**Input:** str or np.ndarray - Input fingerprint image.  
**Output:** dict - Probabilities for each sensor type.
6. **Real vs Synthetic Classification:**  
**api\_name:** api\_6
- predict\_real\_synthetic  
**Description:** Predict if the input fingerprint image is real or synthetic.  
**Input:** str or np.ndarray - Input fingerprint image.  
**Output:** str - Predicted class ('real' or 'synthetic').
  - get\_real\_probabilities  
**Description:** Returns probabilities for each class.  
**Input:** str or np.ndarray - Input fingerprint image.
- Output:** dict - Probabilities for 'real' and 'synthetic'.
- detect\_bonafide  
**Description:** Detect if the given fingerprint is bonafide and not spoof.  
**Input:** np.ndarray - Input fingerprint image.  
**Output:** bool - True if bonafide, False otherwise.
7. **ACE-V Analysis:**  
**api\_name:** api\_7
- prepare\_ace\_sheet  
**Description:** Prepare ACE-V style sheet with desired fields from a pair of fingerprint images.  
**Input:** Input fingerprint image.  
**Output:** dict - Output ACE-V sheet.
  - compare\_fingerprint\_ace  
**Description:** Get 'individualization' or 'exclusion' decision from the given ACE-V sheet.  
**Input:** dict - ACE sheet.  
**Output:** str - Decision for comparison ('individualization' or 'exclusion').
8. **Fingerprint Enhancement:**  
**api\_name:** api\_8
- enhance\_image  
**Description:** Enhance given fingerprint image for feature extraction.  
**Input:** str or np.ndarray - Input fingerprint image.  
**Output:** np.ndarray - Enhanced fingerprint image.
9. **Fingerprint Segmentation:**  
**api\_name:** api\_9
- segment\_palm\_print  
**Description:** Segment the given palm print image into five fingerprint segments.  
**Input:** str or np.ndarray - Input palm print image.  
**Output:** Five np.ndarray - Five fingerprint images, one for each finger. Returns None if no fingerprint detected.
10. **Fingerprint Quality:**  
**api\_name:** api\_10
- get\_quality\_score  
**Description:** Get quality score for the given fingerprint image.  
**Input:** str or np.ndarray - Input fingerprint image.  
**Output:** int - Integer quality score from 1 to 100.
- Guidelines for Generating Questions:**
- **Scenario Realism:** Design questions reflecting realistic application scenarios where multiple APIs must be used in sequence or combined to achieve the correct outcome. Each question should require 3–5 function calls.
  - **Functional Complexity:** Ensure each question involves

varied functions across multiple APIs without relying on the same set of functions every time.

- **Logical Flow:** Each question should suggest a sequence that logically flows with the task requirements. Clarify steps needed for functions that build upon each other to reach the final answer.

**Guidelines for Generating Options:**

- **Complete API Chains:** Provide four option chains, each specifying a complete sequence of API function calls in the correct order. One sequence should be correct; the others should be logically incorrect but plausible.
- **Logical Plausibility of Distractors:** Distractors should appear reasonable and require reasoning to eliminate.
- **Randomized Answer Positioning:** Shuffle options so the correct answer appears randomly in position A, B, C, or D.

**Example Question:** In an airport security system, a fingerprint is enhanced and checked for bonafide print and, if yes, verified against the stored database. Which API sequence should be applied?

- A. `api_8-enhance_image,`  
`api_2-extract_features,`  
`api_6-detect_bonafide,`  
`api_2-identify_fingerprint`
- B. `api_8-enhance_image,`  
`api_2-extract_features,`  
`api_2-identify_fingerprint,`  
`api_6-detect_bonafide`
- C. `api_8-enhance_image,`  
`api_6-detect_bonafide,`  
`api_2-extract_features,`  
`api_2-identify_fingerprint`
- D. `api_6-detect_bonafide,`  
`api_2-extract_features,`  
`api_2-identify_fingerprint,`  
`api_8-enhance_image`

**Correct Answer:** C. `api_8-enhance_image,`  
`api_6-detect_bonafide,`  
`api_2-extract_features,`  
`api_2-identify_fingerprint`