

# Correcting quantum errors one gradient step at a time

Manav Seksaria and Anil Prabhakar

*Department of Electrical Engineering, Indian Institute of Technology Madras, India*

(Dated: December 23, 2025)

In this work, we introduce a general, gradient-based method that optimises codewords for a given noise channel and fixed recovery. We do so by differentiating fidelity and descending on the complex coefficients using finite-difference Wirtinger gradients with soft penalties to promote orthonormalisation. We validate the gradients on symmetry checks (XXX/ZZZ repetition codes) and the  $[[5, 1, 3]]$  code, then demonstrate substantial gains under isotropic Pauli noise with Petz recovery: fidelity improves from 0.783 to 0.915 in 100 steps for an isotropic Pauli noise of strength 0.05. The procedure is deterministic, highly parallelisable, and highly scalable.

## I. INTRODUCTION

Machine learning has found applications across quantum error correction (QEC), including discovering improved encodings [1–4], designing encoders [1, 3], and optimising recoveries [5]. Most approaches, however, assume a degree of physical structure either to reduce the search space or to aid convergence. Such assumptions inevitably restrict the space of admissible solutions.

In this work, we develop a framework that searches for improved codes with minimal assumptions. We compute gradients of the fidelity and apply gradient descent directly to this objective. We do not assume orthonormal codewords a priori; instead, we include penalty terms that encourage orthonormality during optimisation.

## II. FIDELITY DIFFERENTIATION

The primary test for a new error-correcting code is its fidelity. We therefore differentiate the fidelity numerically and apply gradient descent to it. Before forming a derivative, we examine analyticity via the Cauchy–Riemann equations. If the function is non-analytic, a holomorphic derivative is not well defined; nevertheless, we can still define component-wise derivatives in  $(x, y)$  for each complex coefficient using Wirtinger calculus on  $a_i \in \mathbb{C}$  with  $z = x + iy$ ,

$$\frac{\partial}{\partial z} = \frac{1}{2} \left( \frac{\partial}{\partial x} - i \frac{\partial}{\partial y} \right), \quad \frac{\partial}{\partial \bar{z}} = \frac{1}{2} \left( \frac{\partial}{\partial x} + i \frac{\partial}{\partial y} \right). \quad (\text{II.1})$$

We can numerically estimate the Wirtinger components using finite differences. For a given coefficient  $a_i$  and a small  $\delta \in \mathbb{R}$ ,

$$\frac{\partial f}{\partial x_i} = \frac{f(a_i + \delta) - f(a_i)}{\delta}, \quad \frac{\partial f}{\partial y_i} = \frac{f(a_i + i\delta) - f(a_i)}{\delta} \quad (\text{II.2})$$

Applying this procedure typically yields coefficients with  $\partial f / \partial \bar{z}_i \neq 0$ , certifying non-analyticity. We therefore proceed with the Wirtinger components and convert them to a directional derivative [6] in the direction  $\alpha$ ,

$$\partial_\alpha f = \cos(\alpha) \frac{\partial}{\partial x} + \sin(\alpha) \frac{\partial}{\partial y}. \quad (\text{II.3})$$

For each component  $a_i$ , the direction of maximal slope is obtained by maximising over  $\alpha$ . In practice, no search is needed since  $\partial_\alpha f$  has the form  $a \cos \theta + b \sin \theta$ , whose maximum magnitude is  $\sqrt{a^2 + b^2}$ . We thus take a step  $\delta_i = |\delta| e^{i\alpha_i}$ , where

$$\partial_{\alpha_i} f = \sqrt{(\partial_{x_i} f)^2 + (\partial_{y_i} f)^2}, \text{ and } \alpha_i = \tan^{-1} \left( \frac{\partial_{y_i} f}{\partial_{x_i} f} \right). \quad (\text{II.4})$$

Collecting the directional slopes into a vector, we write.

$$\nabla f := (\partial_{\alpha_0} f, \dots, \partial_{\alpha_n} f) \quad (\text{II.5})$$

$$\Rightarrow \mathcal{S} = \|\nabla f\| = \sqrt{\sum_i (\partial_{\alpha_i} f)^2}. \quad (\text{II.6})$$

## III. NUMERICAL CHECKS

A gradient is still a local rate of change along some direction, and can be analysed as such. If the method functions as intended, two intuitive claims should hold and can be verified numerically:

- For the XXX and ZZZ repetition codes [7],  $\|\nabla f\|$  should be equal under uniform Pauli noise because a Bloch-sphere symmetry relates the codes.
- For each repetition code,  $\|\nabla f\|$  should be identical for  $|0_L\rangle$  and  $|1_L\rangle$  due to numerical symmetry.

Both codes are symmetric under the re-labellings  $0 \leftrightarrow 1$  and  $X \leftrightarrow Z$ , so identical gradients are expected. Fig. 1 shows the results of this sanity check.

A quantum code is a set of vectors of complex coefficients. As an example,  $|0_L\rangle = [1, 0, \dots, 0]$ . To eliminate coincidences, we perturb each coefficient by 0.05 and renormalise the modified codewords. This ensures the code is no longer symmetric, and we expect the gradients to differ, as shown in Table I. Since the  $[[5, 1, 3]]$  [8]

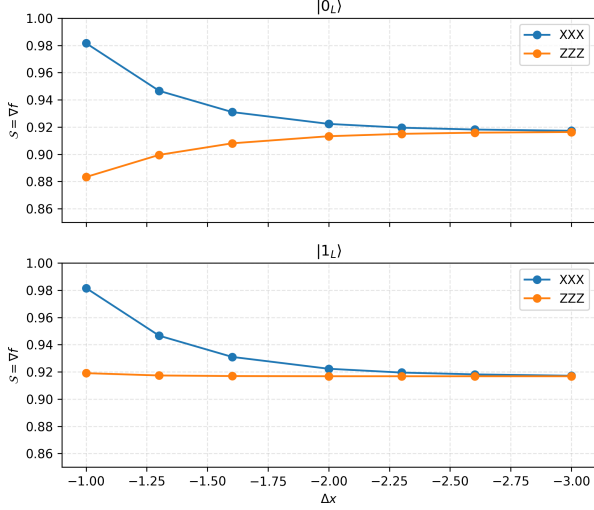


FIG. 1: Sanity check for the gradient calculation. As  $\Delta x \rightarrow 10^{-4}$ , gradient values converge to 0.917.

Code	$\ \nabla f\  : [ 0_L\rangle,  1_L\rangle]$
XXX	[0.917, 0.917]
ZZZ	[0.917, 0.917]
XXX modified	[0.911, 0.911]
ZZZ modified	[0.914, 0.910]

TABLE I: Slopes for both the repetition codes are equal, and diverge on even small changes of  $\delta = 0.05$ .

code can correct single-qubit Pauli errors, we test it under a Pauli channel with  $p_x, p_y, p_z$  individually set. Identical gradients are expected for all three cases. Fig. 2 shows the results of our test with increasing amounts of damping noise ( $\gamma$ ) applied, and estimated  $\|\nabla f\|$ .

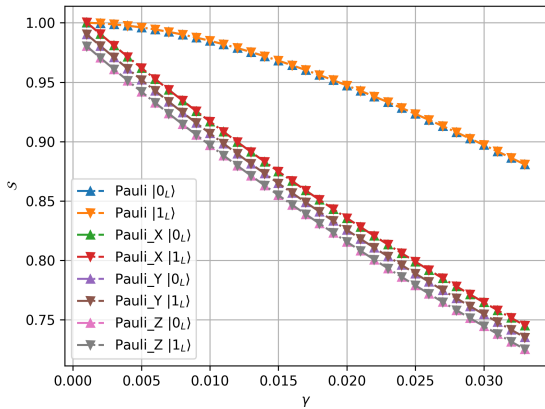


FIG. 2:  $\|\nabla f\|$  for the  $[[5, 1, 3]]$  code under unidirectional Pauli noise. As expected, the gradients are identical for all three cases, regardless of the noise strength. The curves have been shifted by 0.01 to avoid overlap. An isotropic Pauli noise case is also shown for reference.

#### IV. CALCULATING GRADIENTS

As discussed in Section II, a holomorphic gradient need not exist. We therefore define a real-valued gradient by treating  $x$  and  $y$  as independent variables and concatenating them into a single vector:

$$\tilde{\nabla} f = \left( \frac{\partial f}{\partial x_0}, \dots, \frac{\partial f}{\partial x_n}, \frac{\partial f}{\partial y_0}, \dots, \frac{\partial f}{\partial y_n} \right). \quad (\text{IV.1})$$

Since we have merely moved terms around, it follows that the steepest slope computed from the pairwise gradient equals that from the directional view:

$$\begin{aligned} \|\tilde{\nabla} f\| &= \sqrt{\sum_i \left( \frac{\partial f}{\partial x_i} \right)^2 + \sum_i \left( \frac{\partial f}{\partial y_i} \right)^2} \\ &= \sqrt{\sum_i \left( \frac{\partial f}{\partial x_i} \right)^2 + \left( \frac{\partial f}{\partial y_i} \right)^2} \\ &= \sqrt{\sum_i (\partial_{\alpha_i} f)^2} = \|\nabla f\|. \end{aligned}$$

To step in the direction of the maximal slope, writing each coefficient as  $a_i = x_i + iy_i$  and using a learning rate  $\alpha$ , the update is

$$a_i \rightarrow a_i - \alpha \left( \frac{\partial f}{\partial x_i} + i \frac{\partial f}{\partial y_i} \right). \quad (\text{IV.2})$$

---

##### Algorithm 1 Gradient Descent

---

- 1: **for** each  $|i\rangle \in \{|0\rangle, |1\rangle, \dots\}$  **do**
  - 2:   **for** each index  $j \in |i\rangle$  **do**
  - 3:      $(x_j + iy_j) \rightarrow (x_j + iy_j) - \alpha \left( \frac{\partial \mathcal{F}}{\partial x_j} + i \frac{\partial \mathcal{F}}{\partial y_j} \right)$
  - 4:   **end for**
  - 5: **end for**
  - 6:  $\{|0\rangle, |1\rangle, \dots\} \rightarrow \text{Gram-Schmidt}(\{|0\rangle, |1\rangle, \dots\})$
- 

We now have a complete gradient-descent procedure and can optimise arbitrary codes for higher fidelity. For example, we subject the  $[[5, 1, 3]]$  code to  $p = [0.01, 0.01, 0.01]$  isotropic Pauli noise with Petz recovery, and then optimise the codewords. With a learning rate of 0.005 for 20 steps, the fidelities evolve as

$$\begin{aligned} \text{Fidelity} \in & [0.9821, 0.9828, 0.9825, 0.9825, 0.9826, 0.9828, \\ & 0.9829, 0.9821, 0.9832, 0.9833, 0.9833, 0.9834, \\ & 0.9835, 0.9836, 0.9836, 0.9837, 0.9837, 0.9838, \\ & 0.9838, 0.9838, 0.9839] \end{aligned}$$

Since this is an unconstrained, primitive descent, monotonic improvement is not guaranteed. Additional stabilisation (e.g., orthonormality penalties) improves robustness. Because gradient elements are independent across coefficients, the method parallelises naturally and can run efficiently on GPUs (e.g., via PyTorch).

### A. Stable Gradient Descent (GD)

To stabilise optimisation, we add constraints that encourage orthonormal codewords. For weights  $\alpha, \beta$ , we define

$$\text{Loss} = (1 - \mathcal{F})^2 + \alpha |\langle i|j \rangle|^2 + \beta \sum_i (1 - \| |i\rangle \|_2)^2. \quad (\text{IV.3})$$

- $(1 - \mathcal{F})^2$ : We observe that the loss is minimised at fidelity  $\mathcal{F} = 1$ . Minimising  $-\mathcal{F}$  alone can yield unphysical values (e.g.,  $\mathcal{F} > 1$ ) when codewords are not orthonormal.
- $\beta \sum_i (1 - \| |i\rangle \|_2)^2$ : keeps each codeword normalised;  $\beta$  sets its weight.
- $\alpha |\langle i|j \rangle|^2$ : encourages orthogonality between codewords; using the magnitude avoids complex losses.

Let

$$|i\rangle = [c_1, \dots, c_n] = [x_1 + iy_1, \dots, x_n + iy_n], \quad (\text{IV.4})$$

$$|j\rangle = [d_1, \dots, d_n] = [u_1 + iv_1, \dots, u_n + iv_n], \quad (\text{IV.5})$$

so

$$\| |i\rangle \|_2^2 = \sum_i (x_i^2 + y_i^2), \quad (\text{IV.6})$$

$$\langle i|j \rangle = f + ig = \sum_i (x_i u_i + y_i v_i) + i \sum_i (y_i u_i - x_i v_i). \quad (\text{IV.7})$$

Gradients are taken with respect to each real variable, i.e.,  $\partial/\partial x_i$ ,  $\partial/\partial y_i$ ,  $\partial/\partial u_i$ , and  $\partial/\partial v_i$ . We assume coefficients are mutually independent, i.e.,  $\partial\omega_i/\partial\omega_j = 0$  for  $\omega \in \{x, y, u, v\}$  and  $i \neq j$ . Should one intend to define correlated coefficients, they can define  $(\partial\omega_i/\partial\omega_j, \partial\omega_j/\partial\omega_i)$ , as needed.

Defining  $\xi_i = (1 - \| |i\rangle \|_2)^2$ ,

$$\frac{\partial \beta \sum_i \xi_i^2}{\partial x_p} = -2\beta \sum_i \xi_i \frac{\partial \sum_k (x_k^2 + y_k^2)}{\partial x_p} = -4\beta \sum_i \xi_i x_p, \quad (\text{IV.8})$$

with analogous expressions for  $y_p, u_p, v_p$ . Following which, for orthogonality, with  $K = |\langle i|j \rangle|^2 = f^2 + g^2$ ,

$$\frac{\partial K}{\partial x_p} = 2fu_p - 2gv_p, \quad \frac{\partial K}{\partial y_p} = 2fv_p + 2gu_p, \quad (\text{IV.9})$$

$$\frac{\partial K}{\partial u_p} = 2fx_p + 2gy_p, \quad \frac{\partial K}{\partial v_p} = 2fy_p - 2gx_p. \quad (\text{IV.10})$$

We then run the stabilised gradient descent with the following parameters:

- $\alpha = \beta = 2$  (prioritising physicality).

- 100 steps with learning rate  $10^{-3}$ ;
- $p = [0.05, 0.05, 0.05]$  Pauli noise with Petz recovery.

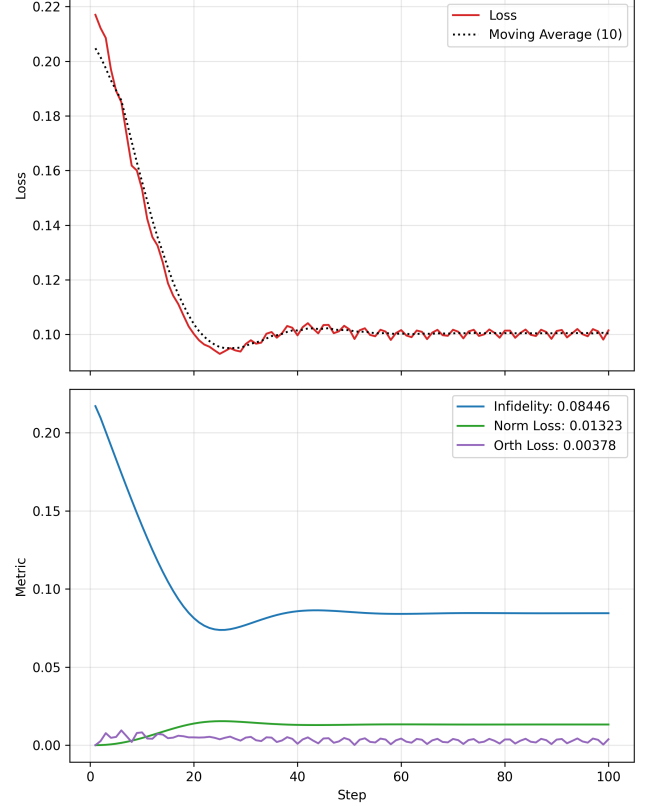


FIG. 3: Stabilised gradient descent on the  $[[5, 1, 3]]$  code under  $p = [0.05, 0.05, 0.05]$  isotropic Pauli noise with the Petz recovery. Fidelity improves from 0.783 to 0.915 in 100 steps, while orthonormality and normalisation penalties remain controlled.

As demonstrated in Fig. 3, the final code achieves a fidelity of  $\mathcal{F} = 0.915$ , substantially higher than the baseline value of 0.783 for the  $[[5, 1, 3]]$  code. We have attached the code for reference, in Appendix 1. The procedure in its current form is deterministic. To explore a broader space of codes, one can introduce gradient noise or initialise from random codewords. In practice, slightly relaxing orthonormality/normalisation often yields further fidelity gains; any deviation can be quantified and kept small.

### V. CONCLUSION

We have introduced a general, gradient-based workflow for tailoring quantum codes to arbitrary noise. By differentiating between fidelity and optimising codewords with soft-enforcement of orthonormality, the approach delivers significant, reliable fidelity gains.

On the standard  $[[5, 1, 3]]$  code under isotropic Pauli noise, with Petz recovery, stabilised gradient descent raises the fidelity from 0.783 to 0.915 in 100 steps, while keeping penalties small. The optimisation is deterministic, parallelises naturally across coefficients, and is readily scalable to larger codes and richer noise models.

A distinct advantage of treating fidelity as a black box is that it does not matter how it is computed; for larger codes, one can use Monte Carlo sampling [9], tensor networks, or directly on quantum hardware. The number of coefficients for pure states scales as  $\mathcal{O}(d^n)$  for  $n$  qudits of dimension  $d$ . Therefore, given that the gradient com-

putation is agnostic to the fidelity calculation, anything that can be read and stored classically can be optimised over.

## VI. ACKNOWLEDGEMENTS

M.S. thanks Rishabh Patra for teaching him machine learning. This work received financial support from the Mphasis F1 Foundation, the National Quantum Mission initiative of the Department of Science & Technology, and the Centre for Quantum Information, Communication and Computing, IIT Madras.

- 
- [1] C. Cao, C. Zhang, Z. Wu, M. Grassl, and B. Zeng, Quantum variational learning for quantum error-correcting codes, *Quantum* **6**, 828 (2022), arXiv:2204.03560v3.
  - [2] N. Meyer, C. Mutschler, A. Maier, and D. D. Scherer, Learning encodings by maximizing state distinguishability: Variational quantum error correction (2025), arXiv:2506.11552 [quant-ph].
  - [3] H. P. Nautrup, N. Delfosse, V. Dunjko, H. J. Briegel, and N. Friis, Optimizing quantum error correction codes with reinforcement learning, arXiv preprint arXiv:1912.10063 (2019).
  - [4] J. Olle, R. Zen, M. Puviani, and F. Marquardt, Simultaneous discovery of quantum error correction codes and encoders with a noise-aware reinforcement learning agent, *npj Quantum Information* **10**, 10.1038/s41534-024-00920-y (2024).
  - [5] D. Biswas, G. M. Vaidya, and P. Mandayam, Noise-adapted recovery circuits for quantum error correction, *Phys. Rev. Res.* **6**, 043034 (2024).
  - [6] C. Druţu and M. Kapovich, *Geometric Group Theory*, Colloquium Publications, Vol. 63 (American Mathematical Society, 2018) with an appendix by Bogdan Nica.
  - [7] D. M. Greenberger, M. A. Horne, A. Shimony, and A. Zeilinger, Bell's theorem without inequalities, *American Journal of Physics* **58**, 1131 (1990).
  - [8] R. Laflamme, C. Miquel, J. P. Paz, and W. H. Zurek, Perfect quantum error correcting code, *Phys. Rev. Lett.* **77**, 198 (1996).
  - [9] S. T. Flammia and Y.-K. Liu, Direct fidelity estimation from few pauli measurements, *Phys. Rev. Lett.* **106**, 230501 (2011).

### 1. Stable GD

The higher-fidelity GD code was obtained via the stabilised GD procedure defined with the loss as per Eq IV.3. Since the current process is deterministic, we expect the same code to be generated for the same initial parameters.

$$\{|0_L\rangle, |1_L\rangle\} = \left\{ \begin{bmatrix} 0.2701 + 0.0111i \\ 0.0005 - 0.0013i \\ 0.0005 - 0.0013i \\ -0.2701 - 0.0113i \\ 0.0005 - 0.0013i \\ 0.2701 + 0.0113i \\ -0.2701 - 0.0111i \\ 0.0005 - 0.0013i \\ 0.0005 - 0.0013i \\ 0.2701 + 0.0115i \\ 0.2701 + 0.0112i \\ -0.0005 + 0.0013i \\ -0.2701 - 0.0112i \\ -0.0005 + 0.0013i \\ 0.0005 - 0.0013i \\ -0.2701 - 0.0113i \\ 0.0005 - 0.0013i \\ 0.2701 + 0.0109i \\ 0.0005 - 0.0013i \\ 0.2701 + 0.0108i \\ -0.0005 + 0.0013i \\ -0.0005 + 0.0013i \\ -0.2701 - 0.0112i \\ -0.2701 - 0.0111i \\ 0.0005 - 0.0013i \\ -0.0005 + 0.0013i \\ -0.2701 - 0.0113i \\ 0.0005 - 0.0013i \\ -0.2701 - 0.0112i \\ -0.2701 - 0.0111i \\ -0.0005 + 0.0013i \end{bmatrix}, \begin{bmatrix} -0.0003 + 0.0008i \\ -0.2703 - 0.0051i \\ -0.2703 - 0.0047i \\ 0.0003 - 0.0008i \\ -0.2703 - 0.0035i \\ -0.0003 + 0.0008i \\ 0.0003 - 0.0008i \\ -0.2703 - 0.0052i \\ -0.2703 - 0.0048i \\ -0.0003 + 0.0008i \\ -0.0003 + 0.0008i \\ 0.2703 + 0.0062i \\ 0.0003 - 0.0008i \\ 0.2703 + 0.0061i \\ -0.2703 - 0.0049i \\ 0.0003 - 0.0008i \\ -0.2703 - 0.0047i \\ 0.0003 - 0.0009i \\ -0.0003 + 0.0008i \\ -0.2703 - 0.0044i \\ -0.0003 + 0.0008i \\ 0.2703 + 0.0048i \\ 0.2703 + 0.0042i \\ 0.0003 - 0.0008i \\ 0.0003 - 0.0008i \\ -0.2703 - 0.0051i \\ 0.2703 + 0.0038i \\ 0.0003 - 0.0008i \\ -0.2703 - 0.0039i \\ 0.0003 - 0.0008i \\ 0.0003 - 0.0008i \\ 0.2703 + 0.0047i \end{bmatrix} \right\}, \quad (1)$$

As discussed in Fig 3, the code in Eq .1 improves our fidelity from 0.783 to 0.915.