

International Journal of Modern Physics D
© World Scientific Publishing Company

- Selected topics on:**
- 1) proposal of interpreting the Crab supernova with a GRB**
 - 2) progress in identifying the seven GRBs episodes**
 - 3) the role of Sagittarius A in identifying the dark matter component
(the X fermion)**

R. Ruffini, C. Sigismondi, Y. Wang, J.A. Rueda, H. Quevedo, S. Zhang, Y. Aimuratov,
P. Chardonnet, M. Della Valle, C.L. Fryer, T. Mirtorabi, R. Moradi, M. Prakapenia,
F. Rastegarnia, S.-S. Xue

ICRANet, Piazza della Repubblica 10, I-65122 Pescara, Italy

ICRANet, 1 Avenue Ratti, 06000 Nice, France

*ICRA, Dipartimento di Fisica, Sapienza Università di Roma, Piazzale Aldo Moro 5, I-00185
Roma, Italy*

INAF, Viale del Parco Mellini 84, 00136 Rome, Italy

**E-mail: ruffini@icra.it*

Received Day Month Year

Revised Day Month Year

As the fiftieth anniversary of our common effort in the field of relativistic astrophysics is approaching, we offer a new look to some of our acquired knowledge in a more complete view, which evidence previous unnoticed connections. They are gaining due prominence in reaching a more complete picture evidencing the main results.

We outline the history of GRB observations along with a summary of the contributions made by our group to develop the BdHN interpreting model. We show the seven Episodes characterizing the most powerful BdHNe I occurred to date: GRB 190114C and GRB 220101A. New inferences for the explanation of the highest energy radiation in the TeV are presented.

Keywords: Compact objects; Neutron stars; Black Holes; Gamma-Ray Bursts; Gravitational collapse; Energy extraction; Ergosphere; Penrose process; Kerr metric; Effective charge; Irreducible mass; Massive binaries; Supernovae; Pair creation; Crab Nebula

PACS numbers:

Proposal of Interpreting the Crab supernova with a GRB

1. Introduction

There is no better way to start a presentation on Relativistic Astrophysics with a splendid picture of the Crab Nebula remnant of the Supernova (SN) which occurred on 4th of July 1054. Here is the image taken in 2005 by the Hubble Space Telescope (see Fig. 1) still expanding today at speed $v \approx 200$ km/s.




Fig. 1. The filamentary structure of the synchrotron emission from the Crab Nebula. Credit: NASA/ESA.

Thousands of SNe have been discovered, since the early historical ones and a vast literature exists with expert scientists in the field creating expert groups dedicated to record the SN properties, see, e.g., Supernova Remnant:

- “*Supernovae*” by Iosif Shklovskii (1968);¹
- “*Supernovae and Nucleosynthesis*” by David Arnett (1996);²
- “*Physics and Evolution of Supernova Remnants*” by Jacco Vink (2020).³

The next fundamental observation has been associated with the discovery inside the Crab Pulsar of a 33 ms pulsar as first reported by Hewish et al. (1968)⁴ (see Fig.2)

Also in this case since that discovery, thousands of pulsars have been discovered and a large group of experts and publications have developed a well identified independent field of scientific research:

- “*Handbook of Pulsar Astronomy*” by Lorimer and Kramer (2005)⁵;
- “*Pulsar Astronomy*” by Lyne and Graham-Smith (2012)⁶;
- Recently discovered more than 1000 pulsars by FAST
(<http://zmtt.bao.ac.cn/GPPS/>).

The spectral observations of the Crab SN Remnant represented in Fig. 1, have gained the attention of an extremely vast community of astronomers observing in the radio, in the optical, in the X-ray and High energy extending to the GeV and to the PeV. A totally independent group of scientists have developed the technological most advanced observational techniques from space, from the ground and underground also involved a very large community of scientists using more than thousand instruments of multi-wavelength range (see Tab. 1), and finally reaching

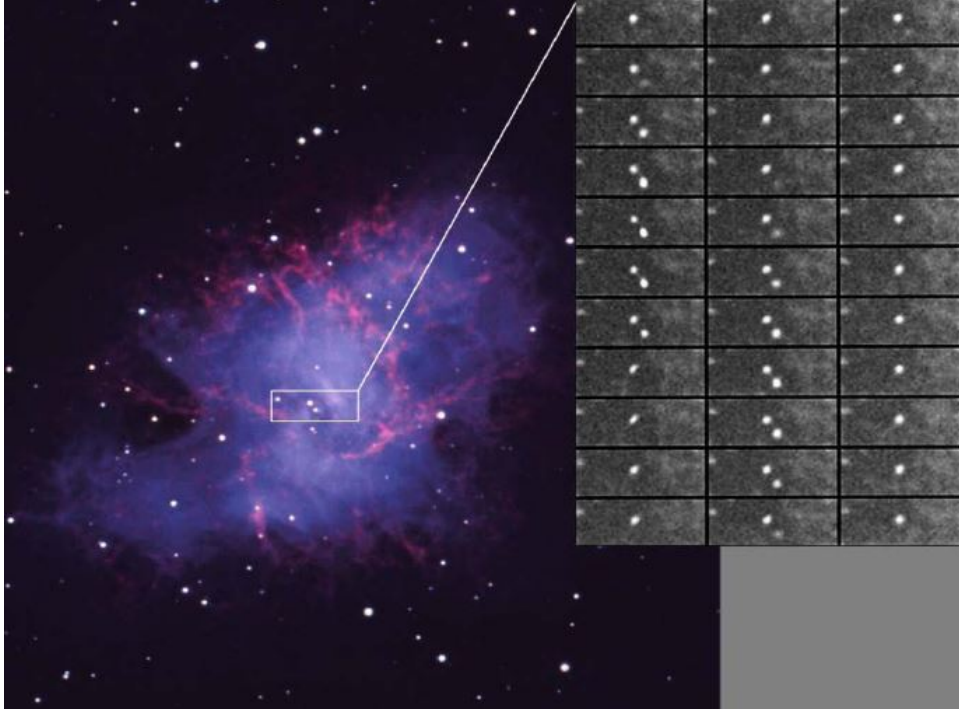


Fig. 2. The time varying emission of the star NP0532 turning on and off with characteristic period of 33 ms. Credit: N.A.Sharp/AURA/NOAO/NSF.

a global description of the spectral properties in more than 5000 publications. The observations range from the optical, to the X-ray, to the GeV to the PeV and a unified theoretical explanation is still to be reached (see Fig. 3).

At the same time, the astronomers working on the history of the initial SN explosion and identification of associated historical events, have largely expanded their knowledge, see Fig. 4 and Tab. 2.

While all these fields kept developing in the inauguration of MG XVII a new idea was proposed: in order to understand the real physics underlying a Supernova, all these different aspects of the Crab Supernova should not be addressed separately by different specialized groups which are unable to have the overall understanding of the process.

It is indeed amazing that still today there is not a basic understanding of the SN process based on neutrinos interaction. An alternative proposal was advanced that the SN 1054 be explained as originating from a GRB similar to GRB 190114C in these introductory remarks.

The above aspects can be explained in term of the “seven episodes” characterizing a Binary Driven Hypernova of Type I: originating from a binary system composed of a CO-core of $10M_{\odot}$ and a NS companion of $2M_{\odot}$. Using the new

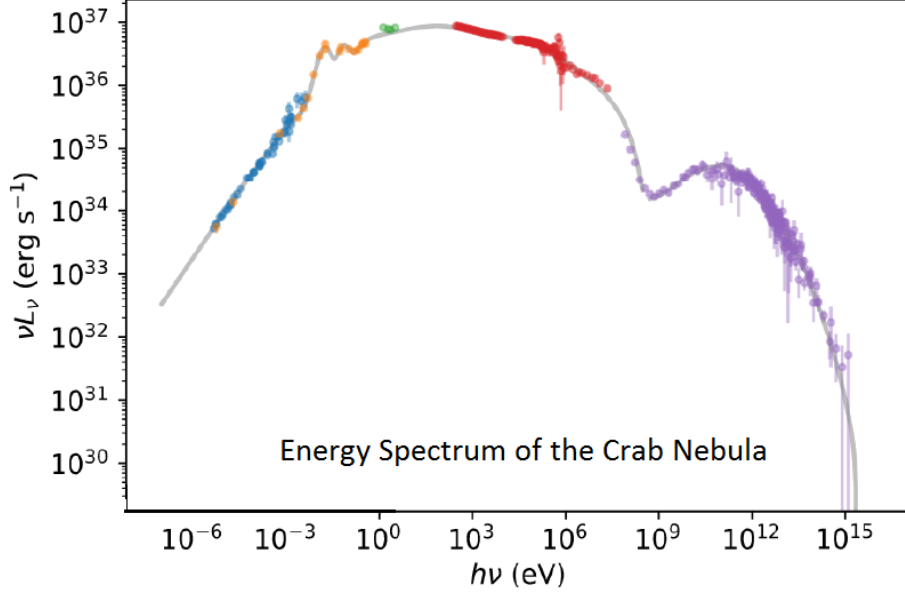
4 *Remo Ruffini*

Fig. 3. The spectra of the Crab Nebula obtained by vast number of instruments, given in Table 1.

physics of the “seven episodes” to reach the real understanding of the above data and also of the real origin of the Supernova. With the new physics of the seven BdHN I episodes, there is a possibility to reach a working model of a Supernova (see below).

Is it possible from the analysis of GRB 190114C to explain the observations of the SN of 1054? That this is indeed possible, it was shown in Fig 5, and presented in the paper by Ruffini and Sigismondi (2024).⁷ A great tangible success is that the double peak structure observed in Fig. 3 is indeed explained in the optical, in the X-Ray and in the high energy GeV and PeV by the asymptotic emission of the ν NS pulsar radiation (in the optical), by the synchrotron radiation of the “X-ray afterglow” in the X-ray and by the GeV and PeV radiation emitted by the asymptotic emission of the Black Hole (see Fig. 6).

The extrapolated values derived from the optical, GeV and X-rays afterglows of GRB 190114C after 971 years, are in good agreement with the optical data, and in general agreement with the X-ray data which can be still proved with spectral analysis of the synchrotron data. It is clear that the much lower luminosity of the observed GeV - TeV emission with respect to the extrapolated one to present time (Fig. 5) is due to a different orientation of the BH axis with respect to the line of sight. The position of the BH in the remnant, and the BH axis orientation is clearly very strongly time varying in time in view of its intrinsic angular momentum as well as the the interaction of the BH within the magnetized filamentary structure of the nebula, well manifested e.g. by the GeV flare-like emission.⁹ Since the localization

AGILE - Astro-rivelatore Gamma a Immagini LEggero
ALMA - Atacama Large Millimeter/submillimeter Array
BeppoSAX - Satellite per Astronomia X
CFHT - Canada-France-Hawaii Telescope
Chandra - Chandra X-ray Observatory
Fermi - Fermi Gamma-ray Space Telescope
GBT - Green Bank Telescope
H.E.S.S. - High Energy Stereoscopic System
HSO - Herschel Space Observatory
HST - Hubble Space Telescope
Integral - INTErnational Gamma-Ray Astrophysics Laboratory
JCMT - James Clerk Maxwell Telescope
JVLA - Karl G. Jansky Very Large Array
Keck - Keck Observatory
LOFAR - Low-Frequency Array
MAGIC - Major Atmospheric Gamma Imaging Cherenkov Telescopes
NuSTAR - Nuclear Spectroscopic Telescope Array
ROSAT - Röntgensatellit
SOFIA - Stratospheric Observatory for Infrared Astronomy
Spitzer - Spitzer Space Telescope
Subaru - Subaru Telescope
Swift - Swift Gamma-Ray Burst Mission
VLA - Very Large Array
VLT - Very Large Telescope
VERITAS - Very Energetic Radiation Imaging Telescope Array System
XMM-Newton - X-ray Multi-Mirror Mission-Newton

The 1054 Appearance of Supernova (SN)
Appeared the 4th of July 1054
From the Sung-shih [Annals of the Sung Dynasty] (Astronomical Treatise, chapter 56)
Visible in daytime for 23 days
Sung-hui-yao [essentials of the Sung dynasty history] (Chapter 52)
Visible for 650 days
from the Sung-shih [Annals, if the Sung dynasty] (Astronomical Treatise, chapter 9)
After the solar conjunction of 27 May, and 6 to 16 days before the 4th July from Japanese Reference, see Iosif Shklovskii ¹ .

of the BH by the GeV radiation is clearly out of reach by the present dedicated satellites, it make sense to program a new X-rays space mission on large scale following the Chandra and Einstein Probe missions to follow the X-ray emission of matter accretion of the BH and acquire information of its motion within the

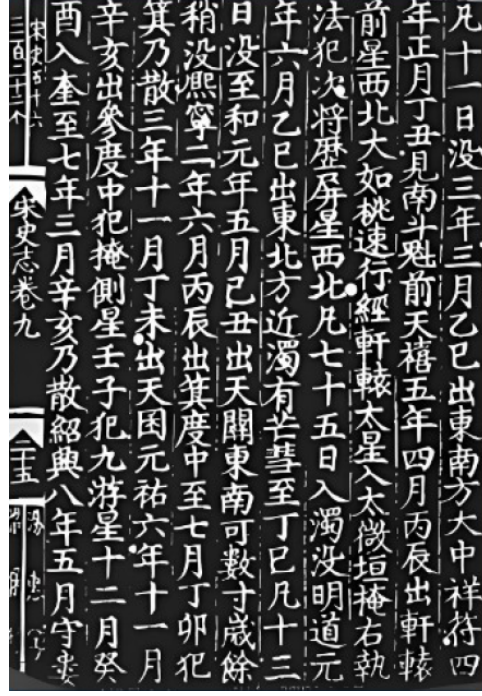


Fig. 4. The oldest and most detailed accounts of the SN 1054 are from Song Huiyao and Song Shi, with the apparition's date of 4 July. This figure was reproduced from the book "Gravitation" by C.W. Misner, K.S Thorne, J.A. Wheeler.

remnant. Ongoing discussion on such themes have been started at the MG17 meeting with Wei Jianyan, PI of the Einstein Probe, and they are the basis of the Italian-Chinese collaboration proposals presented by ICRANet.

The optical data, coming from the extrapolation of the ν NS agree remarkably well with the recent observations of the Crab Pulsar, the X-ray data coming from the extrapolation of the X-ray afterglow as well as the high energy extrapolation of the GeV data (see values at 10^{10} s in Fig. 5), see also extrapolation in Fig. 6, are larger than the observed ones in the Crab ^{7,10}, this seems to be consistent with a beaming effect of the GeV source in the BdHN I model.⁸ But in addition to all of this there is also a new conceptual point which needs a complete revolution: in the BdHN I the SN occurs at the trigger time of the collapse of the CO core and this needs a new understanding of the SN process to be explained within the properties of the CO core. In addition, the existence of the ν NS has to be identified and duly explained. Similarly an alternative origin to the SN energy is being found on the electrodynamics of a fast rotating core duly endowed with magnetic fields of 10^6 Gauss reaching critical fields and creating the electro positron plasma needed to explain the thermal emission of KeV following in SN rise.¹⁰

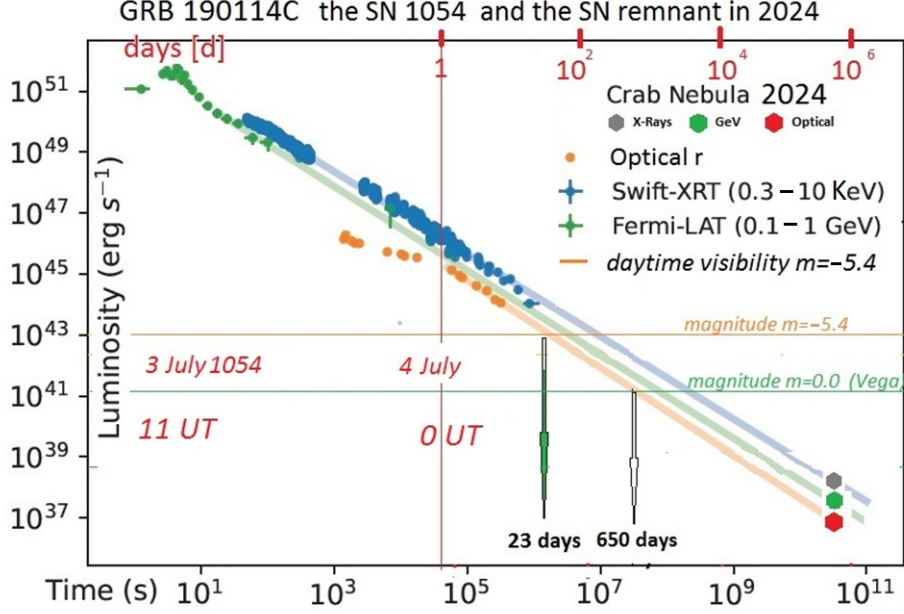


Fig. 5. The extrapolation after 971 year of the GRB 190114C has been obtained with a common power-law decay for the optical, X-ray and GeV afterglows, having assumed a boresight angle of the source within 68 degrees for Fermi LAT data, and further assumed that the beaming angle of the source in the GeV is along the line of sight. See however Fig. 6. The comparison with the Crab optical, KeV and GeV current spectrum is made in the Fig. 6. The dates of 3rd and 4th of July 1054 are referred with the apparition of the GRB near the rising horizon in America, at the meridian in Constantinople and Egypt and on the following day in China, see also Fig. 7. This figure is reproduced from Ruffini and Sigismondi (2024).

2. Gravitational versus electrodynamical process in the rotational energy extraction from rotating Black Holes following Roy Kerr solutions

2.1. Historical background

The most fundamental contribution to General Relativity and Relativistic Astrophysics certainly came from the introduction by Roy Kerr of a solution for a rotating BH, see Kerr R.P. (PRL, 11, 237, 1963).¹¹ This solution was presented at the first Texas Symposium on Relativistic Astrophysics in 1963, following the discovery of Quasar by Maarten Schmidt, see Fig. 8 and Schmidt (Nature, 197, 1040, 1963).¹²

It is interesting that, although many decades have passed, some fundamental building blocks for reaching a satisfactory explanation of quasars are still missing, although some preliminary observational results by James Webb Space Telescope and the work of Luis Ho (see Zhang Z. (2025)¹³ and also invited lecture by Prof. Ho on the 7th Galileo Xu-Guangqui meeting (in press), which held in ICRANet Hq in Pescara from July 7 to 11, 2025) are attracting attention worldwide and let us

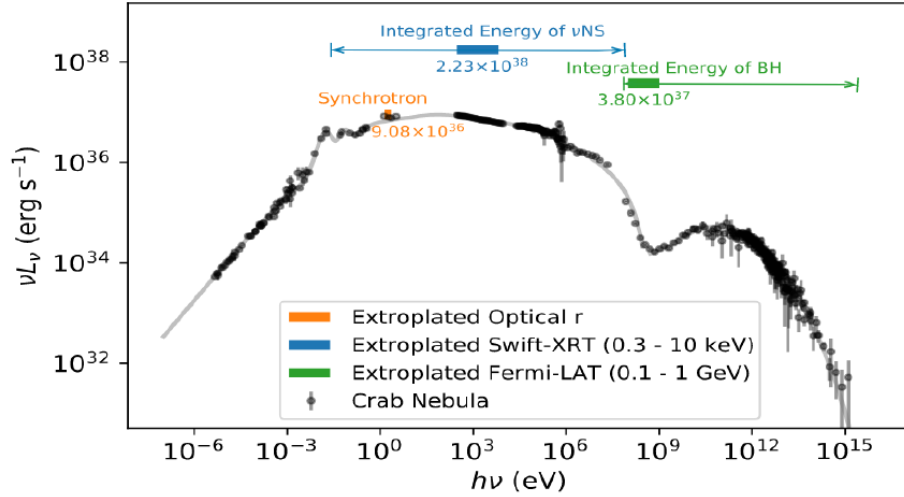
8 *Remo Ruffini*

Fig. 6. The multi-wavelength spectrum of the Crab Nebula, with afterglow imprint by GRB 190114C.

Airmass calculated for different locations at the moment of the explosion of the Supernova.

Location	Crab Altitude above the Horizon	Airmass [X]	Damage to Exposed Skin [%]
White Mesa (Arizona)	13.3°	4.3	4
Penasco Blanco (New Mexico)	15.5°	3.73	7
Oudembourgh (Belgium)	53.7°	1.24	79
Rome (Italy)	53.9°	1.24	79
Constantinople (Istanbul)	42.2°	1.49	81
Cairo (Egypt)	41.4°	1.52	59
Beijing (China)	−18°, below	Not visible	0

Fig. 7. In ancient chronicles, the plagues were connected with the new star's apparition. They correspond with the GRB at low airmasses and in the first half hour. They may have been radiation's plagues. Reproduced from Ruffini and Sigismondi (2024).

hope for a positive outcome in the near future.¹⁴ The next fundamental discovery, following the Quasars discovery, came from the Pulsars Discovery (see Fig. 2) and from the discovery of GRBs, which are unveiling seven different Episodes of the fundamental physics, which are likely allowing to reach the first working model of a supernova (see also ¹⁵).

The Kerr solution gave an opportunity to Remo Ruffini and John A. Wheeler (see Fig. 9) to formulate the basic concept of a BH, manifested in Physics Today





Fig. 8. The cover of the Time magazine dedicated to Maarten Schmidt celebrating the discovery of Quasars.

(Vol. 24, 30, 1971),¹⁶ see enclosed the cover image in Fig. 10. This work has reached the current worldwide interest.

Wheeler and Ruffini study super-dense 'black holes'



Professors Ruffini and Wheeler enlighten black hole mystery

Photo by Ogden Hummel

Stars in total collapse offer physicists possible preview of universe's destiny

By MARK THRODAHL

Princeton research in star collapse is now intensifying with hopes that for the first time scientists can locate a "black hole," the theoretical end point of a star's evolution and a possible preview of the universe's ultimate fate.

Professors John A. Wheeler and Remo Ruffini of the physics department have conducted much of the research in stellar collapse, and are confident that a black hole will soon be found in space. Wheeler has even called 1971 "the year of the black hole."

A black hole is the ultimate state of gravitational collapse, and is produced when a star millions of miles in diameter is reduced to a super-dense object approximately 5 miles wide whose gravitational force is so intense that everything entering its field, including light, is sucked in. Because it cannot be seen, a black

hole seems to "vanish" from the universe.

Black holes have been predicted since 1933, and are one of the most extraordinary conclusions of Einstein's general relativity theory of 1915. While the number of the black holes has not been determined, a large amount of the universe's mass could be in total collapse, and thus black holes are now believed to be the most abundant energy storehouses in the universe.

Wheeler, a key figure in the development of the atomic and hydrogen bombs and considered by many a likely candidate for a Nobel prize, calls gravitational collapse the great crisis of modern physics.

"Today our equations just don't tell us what happens when a star collapses. If we give the problem to a computer, the com-

(Continued on page four)

Fig. 9. The first page of "The Princetonian", the independent daily student newspaper of the Princeton University.



Fig. 10. The painting of the BH made H. Wimmer which was used on the cover of *Physics Today*, January 1971. Reproduced from Ruffini and Wheeler (*Physics Today*, 24, 30, 1971)

2.2. Is there a role of BH for the developing extra-terrestrial civilization?

For a while various personalities have addressed such questions, notoriously, Freeman Dyson in his concept of Dyson spheres (1960).¹⁷

In parallel to those works, a series of articles called general attention on the possibility of inhabitants of an advanced civilization extracting energy from a Kerr-Newman Black Hole, see Fig. 11 from Penrose (1969).¹⁸

Still in the same approach, planning to attract general attention, on not proved scientific results, this program was inserted in one of the books, expected to become the reference book on Relativistic Astrophysics over shadowing the classical book of Landau and Lifshitz,¹⁹ a still more extreme proposal of an advanced civilization building a structure around a Kerr BH (see Fig. 12).

As we are going to show here, the conceptual framework underlying such works missed the understanding of the Black Hole physical laws developed in those years and only recently manifested after 50 years of considerations.

2.3. The first fundamental definition: the last stable orbit in a Kerr Black Hole

Among the first theoretical physics application of the Kerr solution, there was the work of Ruffini and Wheeler (1971)¹⁶, published in Landau and Lifshitz (1980),¹⁹ see Fig. 13.

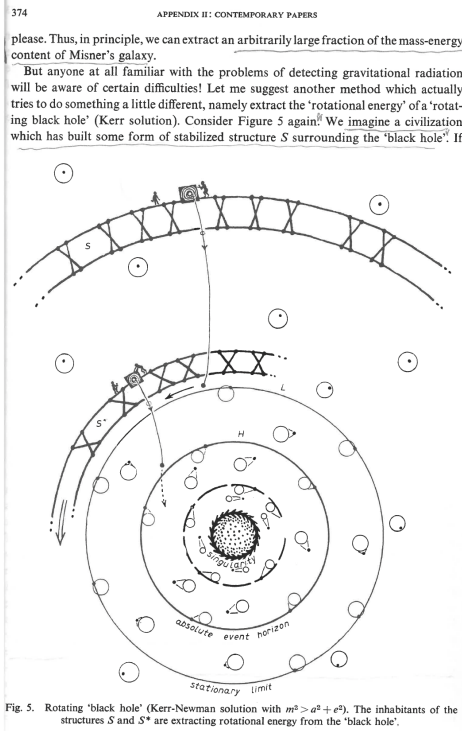


Fig. 11. Reproduced from Penrose (1969).

2.4. The irreducible mass and the ergosphere

This work was soon followed by the work of Christodoulou (1970),²⁰ see Fig. 14. In that paper, the results obtained by Ruffini and Wheeler introducing the concept of Dyadosphere were reported (Fig. 15), using the effective potential technique introduced in Landau and Lifshitz, and finally giving the first example of a Penrose process.

3. The mass-energy formula of a Kerr-Newman Black Hole

Soon after, a sequence of fundamental works, including Hawking (1971)²¹ appeared, also the generalized BH mass-energy formula (see Fig. 16), the relation between the surface area and the M_{irr} , the equally fundamental concept of effective charge, the inverse relation between the M_{irr} and the BH parameters as well as the new concepts of extracted energy and extractable energy. In 2017, we had an occasion to discuss the progress done in this field, see Fig. 17 – Stephen Hawking, Roy Kerr and Remo Ruffini.

Two papers have since appeared:

- (1) ICRA-ICRANet press release “New Study Sheds Light on the Penrose Process

they lower a mass slowly on a (light, inextensible, unbreakable) rope until it reaches L , they will be able to recover, at S , the entire energy content of the mass. If the mass is released as it reaches L then they will simply have bartered the mass for its energy content. (This is the highest-grade energy, however, namely wound-up springs!) But they can do better than this! They also build another structure S^* , which rotates, to some extent, with the 'black hole'. The lowering process is continued, using S^* , to beyond L . Finally the mass is dropped through H , but in such a way that its energy content, as measured from S , is *negative*! Thus, the inhabitants of S are able, in effect, to lower masses into the 'black hole' in such a way that they obtain *more* than the energy content of the mass. Thus they extract some of the energy content of the 'black hole' itself in the process. If we examine this in detail, however, we find that the angular momentum of the 'black hole' is also reduced.

Thus, in a sense, we have found a way of extracting *rotational energy* from the 'black hole'. Of course, this is hardly a practical method! Certain improvements may be possible, e.g., using a ballistic method*. But the real significance is to find out what can and what cannot be done *in principle* since this may have some indirect relevance to astrophysical situations.

Let me conclude by making a few highly speculative remarks. In the first place, suppose we take what might be referred to, now, as the most 'conservative' point of view available to us, namely that GIC is not only true, but it also represents the *only* type of situation that can result from a gravitational collapse. Does it follow, then, that nothing of very great astrophysical interest is likely to arise out of collapse? Do we merely deduce the existence of a few additional dark 'objects' which do little else but contribute, slightly, to the overall mass density of the universe? Or might it be that such 'objects', while themselves hidden from direct observation, could play some sort of catalytic role in producing observable effects on a much larger scale. The 'seeding' of galaxies is one possibility which springs to mind. And if 'black holes' are born of violent events, might they not occasionally be ejected with high velocities when such events occur! (The one thing we can be sure about is that they *would* hold together!) I do not really want to make any very specific suggestions here. I only wish to make a plea for 'black holes' to be taken seriously and their consequences to be explored in full detail. For who is to say, without careful study, that they cannot play some important part in the shaping of observed phenomena?

But need we be so cautious as this? Even if GIC, or something like it, is true, have we any right to suggest that the *only* type of collapse which can occur is one in which the space-time singularities lie hidden, deep inside the protective shielding of an absolute event horizon? In this connection it is worth examining the Kerr-Newman solutions for which $m^2 < a^2 + e^2$. The situation is depicted in Figure 6. The absolute event horizon has now completely disappeared! A region of space-times singularity still exists in the vicinity of the centre, but now it is possible for information to escape

* Calculations show that this can indeed be done. A particle p_0 is thrown from S into the region between L and H , at which point the particle splits into two particles p_1 and p_2 . The particle p_2 crosses H , but p_1 escapes back to S possessing *more* mass-energy content than p_0 !

12 Remo Ruffini

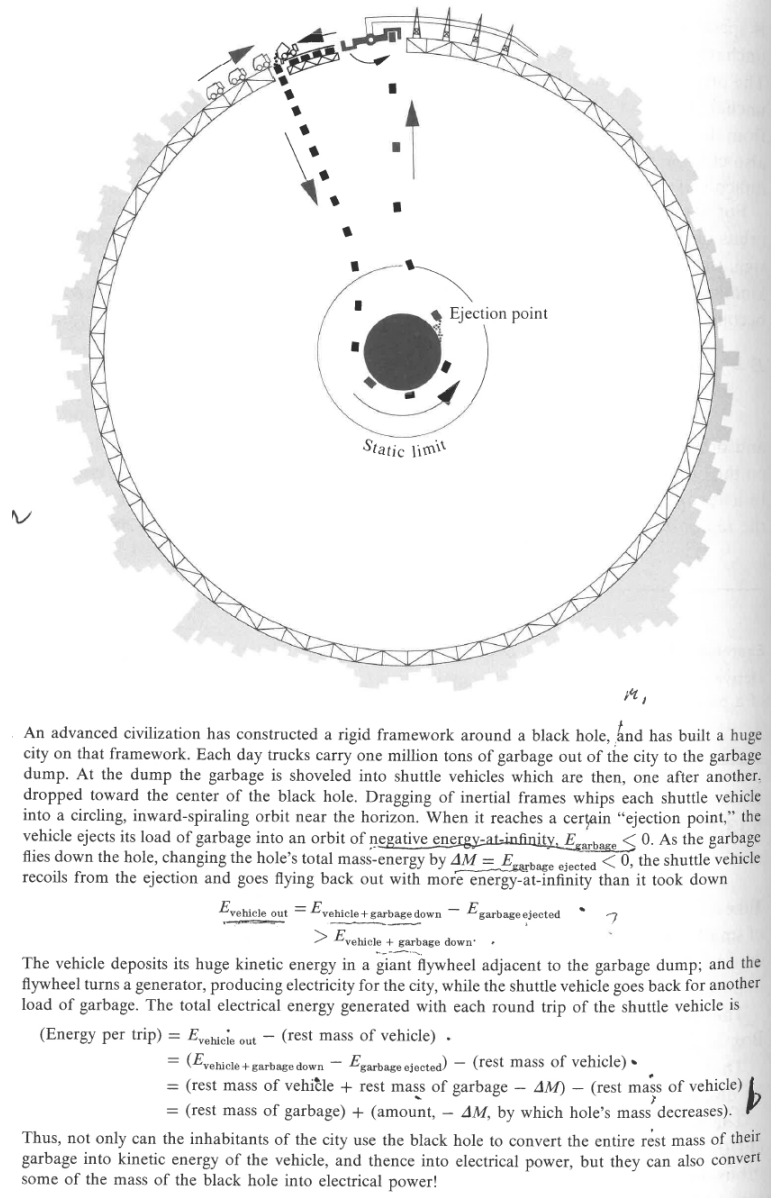


Fig. 12. The textbook problem. Reproduced from the book "Gravitation" by C.W. Misner, K.R. Thorne, J.A. Wheeler.

and *Energy Extraction from Kerr Black Holes*", March 13, 2025 on the article R. Ruffini, M. Prakapenia, H. Quevedo, and S. Zhang, *Single versus the Repetitive Penrose Process in a Kerr Black Hole*, Phys. Rev. Lett. 134, 081403 (2025).²² Link: https://www.icranet.org/documents/press_release_PRL.

2. Determine the radius of the circle, closest to the centre, that is a stable orbit for a particle moving in the equatorial plane of the limiting ($a \rightarrow r_g/2$) Kerr field (R. Ruffini and J. A. Wheeler, 1969).

Solution: Proceeding as in problem 1 of § 102, we introduce the “effective potential energy” $U(r)$ defined from

$$[(r^2 + a^2)U(r) - aL]^2 - \Delta[(aU(r) - L)^2 + r^2m^2] = 0$$

[for $\mathcal{E}_0 = U$ the right side of eq. (9) vanishes]. The radii of stable orbits are determined by the minima of the function $U(r)$, i.e. by simultaneous solution of the equations $U(r) = \mathcal{E}_0$, $U'(r) = 0$ for $U''(r) > 0$. The orbit closest to the centre corresponds to $U''(r_{\min}) = 0$; for $r < r_{\min}$, the function $U(r)$ has no minima. As a result we obtain the following values for the parameters of the motion:

(a) When $L < 0$ (motion opposite to the direction of rotation of the collapsar)

$$\frac{r_{\min}}{r_g} = \frac{g}{2}, \quad \frac{\mathcal{E}_0}{m} = \frac{5}{3\sqrt{3}}, \quad \frac{L}{mr_g} = \frac{11}{3\sqrt{3}}.$$

(b) For $L > 0$ (motion in the direction of rotation of the collapsar) as $a \rightarrow r_g/2$ the radius r_{\min} tends toward the radius of the horizon. Setting $a = (r_g/2)(1 + \delta)$, we find, for $\delta \rightarrow 0$:

$$\frac{r_{\text{hor}}}{r_g} = \frac{1}{2}(1 + \sqrt{2\delta}), \quad \frac{r_{\min}}{r_g} = \frac{1}{2}[1 + (4\delta)^{\frac{1}{3}}]$$

Then

$$\frac{\mathcal{E}_0}{m} = \frac{L}{mr_g} = \frac{1}{\sqrt{3}}[1 + (4\delta)^{\frac{1}{3}}].$$

We call attention to the fact that r_{\min}/r_{hor} remains greater than 1 throughout, i.e. the orbit does not go outside the horizon. This is as it should be: the horizon is a null hypersurface, and no timelike world lines of moving particles can lie on it.

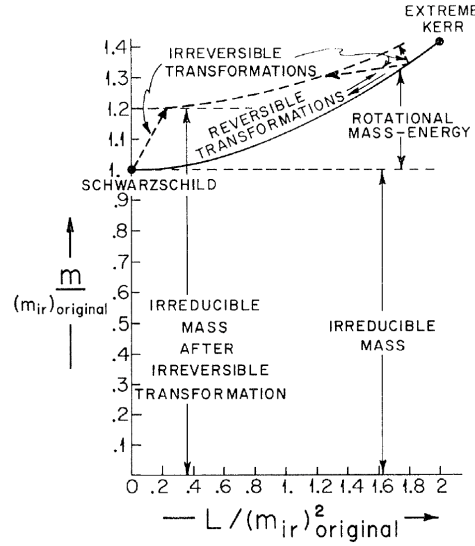
Fig. 13. The reproduction of the textbook problem in the “Theory of fields” by Landau and Lifshitz (1980).

pdf

- (2) ICRA-ICRANet press release “*New Research Unveils the Role of Irreducible Mass in Energy Extraction from Kerr Black Holes*”, March 13, 2025 on the article R. Ruffini, C.L. Bianco, M. Prakapenia, H. Quevedo, J.A. Rueda, and S. Zhang, *Role of the irreducible mass in repetitive Penrose energy extraction processes in a Kerr black hole*, Phys. Rev. Research 7, 013203 (2025).²³ Link: https://www.icranet.org/documents/press_release_PRR.pdf

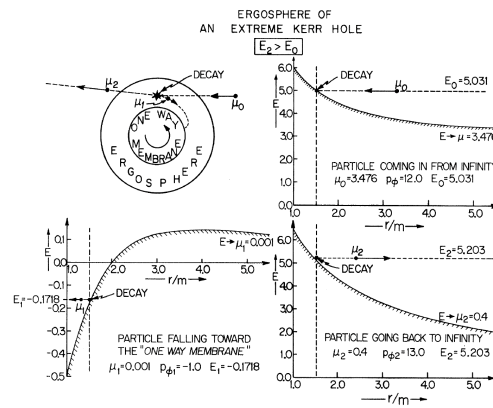
A groundbreaking study published in Physical Review Letters (PRL, 134, 081403, 2025),²² explores the long-debated Penrose process, shedding new light on the extraction of rotational energy from Kerr black holes. Led by a team of international researchers from ICRANet and other global institutions, the study provides novel insights into the fundamental physics of energy extraction of astrophysical black holes.

The research, titled “Single versus the Repetitive Penrose Process in a Kerr Black Hole” (PRL, 134, 081403, 2025),²² revisits the original Penrose process, a theoretical model proposed by Roger Penrose in 1969.¹⁸ The study examines how a single decay event of a massive particle into two particles inside the ergosphere of a



Mass energy m versus angular momentum L for a black hole of specified irreducible mass m_{ir} illustrating the difference between reversible transformations and irreversible transformations (which increase the irreducible mass).

Fig. 14. Reproduced from Christodoulou (1970).



(Reproduced from Ruffini and Wheeler, Ref. 4, with their kind permission.) Decay of a particle of rest-plus-kinetic energy E_0 into a particle which is captured into the black hole with positive energy as judged locally, but negative energy E_1 as judged from infinity, together with a particle of rest-plus-kinetic energy $E_2 > E_0$ which escapes to infinity. The cross-hatched curves give the effective potential (gravitational plus centrifugal) defined by the solution E of Eq. (2) for constant values of p_ϕ and μ .

Fig. 15. Reproduced from Christodoulou (1970).

The Black Hole Mass-Energy Formulae

$$M^2 = \left(M_{\text{irr}} + \frac{e^2}{4M_{\text{irr}}} \right)^2 + \frac{L^2}{4M_{\text{irr}}^2} \quad \text{with} \quad \frac{L^2 + e^2/4}{4M_{\text{irr}}^2} \leq 1$$

September 17, 1970
Christodoulou, Phys. Rev. Lett., 25 (1970) 1596

$$S = 16\pi M_{\text{irr}}^2 \quad \text{with} \quad \delta S = 32\pi M_{\text{irr}} \delta M_{\text{irr}}$$

March 1, 1971
Christodoulou, Ruffini, Phys. Rev. D, 4 (1971) 3552

$$e = 2LB_0 \quad \text{Effective Charge}$$

March 11, 1971
Hawking, Phys. Rev. Lett., 26 (1971) 1344

$$M_{\text{irr}} = M \sqrt{\frac{1 - \hat{e}^2/2 + \sqrt{1 - (\hat{a}^2 + \hat{e}^2)}}{2}}$$

Rueda & Ruffini, Eur. Phys. J. C. (2020) 80:300

$$E_{\text{extractable}} \equiv M - M_{\text{irr}} \quad \text{with}$$

Ruffini, Bianco, Prapapenia, Quevedo, Rueda, Zhang
Submitted to PRL, May 17th, 2024

$$E_{\text{extractable}}(\hat{a} = 1, \hat{e} = 0) = M(1 - 1/\sqrt{2}) \approx 0.293M \quad E_{\text{extractable}}(\hat{a} = 0, \hat{e} = 1)M(1 - 1/2) = 0.5M$$

Fig. 16. The summary of the BH mass-energy formula as of February, 25th, 2025.



Fig. 17. This picture was taken in the Prof. Stephen Hawking's residence in Cambridge at the time which Roy Kerr received at Stockholm the Crafoord Prize. Date: June 20th, 2017.

rotating black hole can result in energy extraction. The team successfully demonstrated that, contrary to earlier criticisms, the single-event Penrose process is indeed capable of extracting significant energy efficiently, with an upper efficiency of 14.5% for a maximally rotating Kerr black hole.

A key aspect of the study also explores the possibility of a repetitive Penrose process, first suggested by Misner, Thorne, and Wheeler in “Gravitation” (1973), see Fig. 12. The researchers theoretically analyzed an iterative sequence of decay processes, which, if naively implemented, would appear to extract 100% of the rotational energy of a BH. However, their findings highlight a crucial limitation: such a linear repetitive process would violate energy conservation laws. The team highlights that this inconsistency can be solved by properly incorporating the nonlinearity introduced by the increase of the irreducible mass of the black hole during the process, which is the subject of an accompanying publication in *Physical Review Research*. These results laid the groundwork for a revised energy extraction mechanism that obeys fundamental conservation principles.

Our study, instead, clarifies the feasibility of the Penrose process as a mechanism for energy extraction from Kerr black holes. We have demonstrated that a single Penrose process is indeed effective, no modifications are needed as previously assumed. The authors have also uncovered the key limitations of a naive repetitive approach and, in the specific examples provided, evidenced significant mass defect constraints. This research provides a necessary step toward a more complete understanding of black hole energetics.

These findings have broad implications for astrophysics, including the study of high-energy cosmic phenomena such as gamma-ray bursts and active galactic nuclei, where black hole rotational energy may play a critical role. Future research will aim to expand on these results, further refining our understanding of black hole dynamics and potential astrophysical applications.

The accompanying paper published in *Physical Review Research* (7, 013203, 2025)²³ was conducted by researchers from ICRANet, ICRA, INAF, Al-Farabi Kazakh National University, the University of Science and Technology of China, the Universidad Nacional Autónoma de México, and other institutions. The work builds on decades of theoretical advancements in BH physics, combining classical general relativity with modern astrophysical insights.

A new study offers a major breakthrough in our understanding of the Penrose process, refining our knowledge of energy extraction from Kerr black holes. Building on a previous study in PRL, this work clarifies the limitations of the repetitive Penrose process and establishes the central role of irreducible mass in black hole dynamics, see Fig. 15 and Fig. 16.

The study, titled the “Role of the Irreducible Mass in Repetitive Penrose Energy Extraction Processes in a Kerr Black Hole”, highlights the highly nonlinear nature of energy extraction from a rotating black hole. The research team, led by scientists from ICRANet and global institutions, demonstrates that the increase in a black hole’s irreducible mass significantly limits the efficiency of repetitive Penrose processes, debunking prior assumptions about the feasibility of extracting the entirety of a black hole’s rotational energy.

Our findings show that, contrarily to previous expectations, the Penrose process is far from a linear, scale-invariant mechanism. Instead, the irreducible mass

increases much more than the extracted energy, ultimately halting the process after a finite number of iterations.

Key results of the study include:

- (1) Nonlinear limitations: The research demonstrates that each successive decay event in the ergosphere of a Kerr BH leads to an increase in irreducible mass, which quickly outweighs the extracted energy.
- (2) Finite energy extraction: The iterative Penrose process stops well before a black hole can be fully stripped of its rotational energy. The latter amounts to a maximum of 29% of the BH mass if it is at maximal rotation. For selected decay radii inside the BH's ergosphere and a decaying particle mass of 1% of the mass of a maximally rotating BH, the paper shows that energy extraction ceases after as few as 8 or as many as 34 iterations, extracting at most 1% and 0.4% of the BH's mass, while reducing the rotational energy by 17% and 50%.
- (3) Breakdown of naive repetition models: The above implies that the work corrects prior assumptions that a sufficiently large number of iterations could extract 100% of a BH's rotational energy. Instead, the process is self-limiting, as rotational energy in the process is primarily converted into BH's irreducible mass rather than released to infinity.

An example of repetitive Penrose process in a maximally rotating black hole examined in the paper, can be found in the video snapshots of the repetitive Penrose process (Fig. 18):

These findings have profound implications for astrophysical models involving BH energy extraction well identified in gamma-ray bursts and other high-energy cosmic events.

Together, the above two studies provide a comprehensive revision of the Penrose process and its constraints, implying the need for alternative processes to extract the BH's energy keeping the irreducible mass increase as small as possible. In this line, electrodynamical processes appear as a promising path as shown by recent works of the team.

The publication of the original results goes back fifty years and has been followed for many decades of thinking and progress reaching the final form in these days: it is fortunate that the main contributors: Roger Penrose and Remo Ruffini have enjoyed sharing and discussing these results and indicate further developments (see Enclosure 1 “*Roger Penrose to Remo Ruffini, February 23, 2025*” and Enclosure 2 “*Remo Ruffini to Roger Penrose, February 26, 2025*”, available in the above press release https://www.icranet.org/documents/press_release_PRL.pdf).

An essential point to address is the objective scientific urgency of the following results: since the first discovery of a BH in Cygnus X-1 in a binary X-ray source

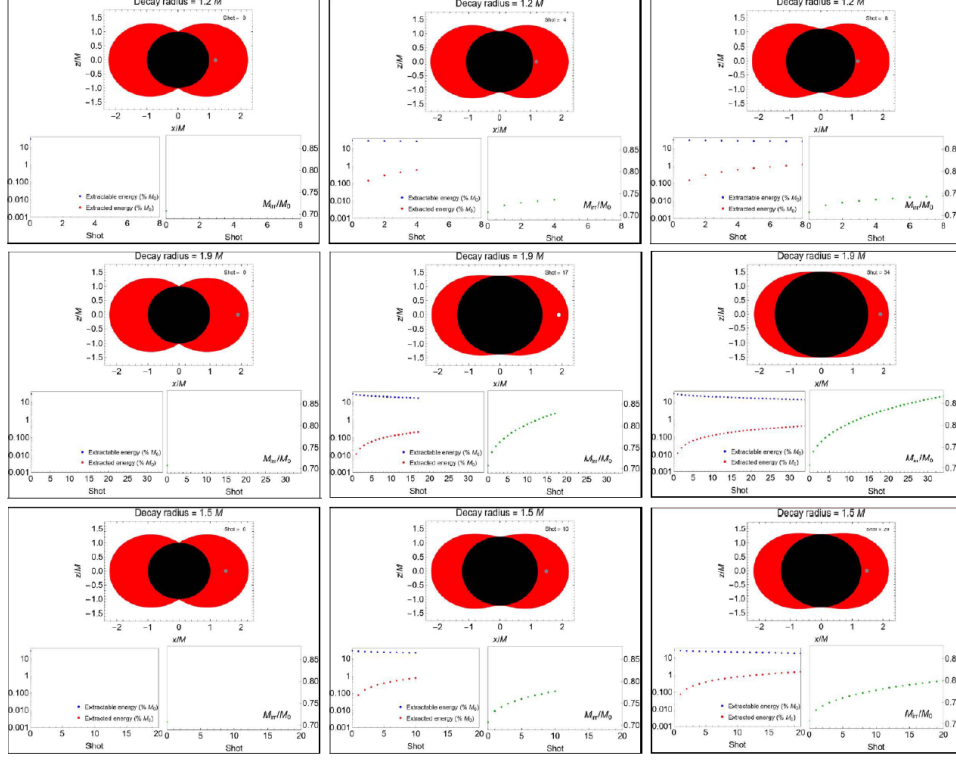
18 *Remo Ruffini*

Fig. 18. Snapshot 0, Snapshot 4, Snapshot 8, see www.icranet.org/documents/video_dot1.mp4. Snapshot 0, Snapshot 17, Snapshot 34, see www.icranet.org/documents/video_dot2.mp4. Snapshot 0, Snapshot 10, Snapshot 20, see www.icranet.org/documents/video_dot3.mp4.

(Ruffini R., N.Y. Texas Meeting 1972), based on the absolute upper limit on the NS $M_{\text{crit}} = 3.2M_{\text{odot}}$, see Rhoades and Ruffini in PRL (32, 324, 1974).²⁴ The largest observational effort in developing observatories from the ground and from space have reached the scope “Identify BHs all over the Universe”: from inside our galaxy to extragalactic sources all the way to the highest cosmological redshift at $z = 10$ and higher prior to the decoupling era. The BHs, typically of $2M_{\odot}$ – $10M_{\odot}$, originate from the collapse of a “baryonic matter”. The great novelty is the current discovery of BHs much larger masses, at $4.6 \times 10^6 M_{\odot}$ all the way to $10^{10} M_{\odot}$ originating from Dark Matter and manifesting themselves from cosmological $z = 10$ in supermassive BHs, all the way to $z = 2$ under the form of Quasars.

Precisely this topic has been indicated as a high priority in the Penrose-Ruffini exchange. Progress has been made in ICRANet by Arguelles, Rueda, Ruffini (January 11, 2024); Ruffini-Vereshchagin March 2025, and Ruffini, Della Valle-Wang Yu (March 2025). They examine BH composed of both Dark Matter and Baryonic matter and determine their evolution. Of great relevance for this new paradigm are the observations of the, so-called, Little Red Dots by the James Webb Space Telescope

of NASA: “Red-Dots messenger of CDMB, a Cosmic Dark-Matter Background” coeval to the better known “CMB Cosmic Microwave Background”.

4. Some conclusions

Following the above results have been: “*The evaluation of the increase of the irreducible mass in any energy extractable process in the Kerr BH ergosphere is mandatory*”.

In order to evaluate the amount of the final extracted energy from rotating Kerr BH, it is necessary to ascertain the reversibility or the irreversibility of the process and, correspondingly, to establish the extractable energy.²⁶

If one addresses solely gravitational interactions, the formulae given above show a dependence on the M_{irr} which cannot be neglected. Both in the case of single and repetitive extraction processes, the extracted energy is smaller than 3% of the initial BH rotating mass. What was unexpected is that the (final!) result of a repetitive process leads to the extraction of the entire rotational energy and the entire mass energy of the initial BH consists only of the irreducible mass.

Markedly different is the case of a Kerr-Newman BH, presence of a background field, endowed with an effective charge in which the rotational energy extraction process approaches reversibility^{25 26 27}.

The most energetic BdHN I

Introduction

The physics and astrophysics of GRBs was developed over a time span of more than fifty years, with a very central role played by the BeppoSax telescope, well summarized in Fig. 19.

Here, the moment of discovery by the Vela satellites, publicly announced at the AAA meeting in San Francisco, summarized in the book by Gursky and Ruffini (Neutron Stars, Black Holes, and Binary X-ray sources, D. Reidel Publishing Company, 1975),²⁸ was then followed by the discovery of the Compton satellite working in the Gamma ray and creating the first distribution of GRBs in galactic coordinates and showing clear homogeneous distribution, independently of the energetics (represented by the colored dots in the image), which gave the first clear evidence for the extragalactic nature of the GRBs, as well as their clear evolution on time scales of the order of milliseconds, but it was not. At the time, no knowledge of their distance had been known and, therefore, of their luminosity.

It was the intervention of the X-ray telescopes, introduced by BeppoSAX and their narrow field instruments, that the discovery of the X-ray counterpart of the Gamma Ray observations, that allowed the observation of the X-ray afterglow and, consequently, the localization sufficiently accurate to allow their optical identification and, from the optical redshift, the determination of their cosmological distances and enormous energetics. It was a fortunate coincidence that, precisely in the same




Fig. 19. GRB dedicated space missions.

year, the largest optical telescope on Mauna Kea, the Keck Telescopes, became operative and the development of a new class of telescopes in all wavelengths became possible.

The next fundamental observational breakthrough occurred with the Fermi Telescope operative in the GeV radiation which, as we will see shortly, allowed the first identification of BH in GRB, allowed to estimate the GeV afterglow in a selected GRBs, see Ruffini et al. MNRAS (2021)²⁹, allowed to determine the beaming angle of the radiation as the lower limit to the GeV emission. In order to establish a more precise value of the Kerr BH mass we had to wait for the results of Roger Romani and colleagues (2022)³⁰ on the absolute upper limit to the observed NS in GRB 220101A in 2025.

One of the crucial discovery to stimulate the connection between a GRB and a Supernova was the temporal and spatial coincident position of a GRB 980425 and a SN 1998b, so profoundly different in their spectral distribution and in their energetics, see details in Fig. 20 and Ruffini et al. Advances in Space Research (2004).³¹ This was certainly one of the leading discoveries which promoted our change of paradigm, to move from a GRB originating from a single object, a collapsar, to a binary system composed of a binary system composed of a CO-core of $10M_{\odot}$ and a

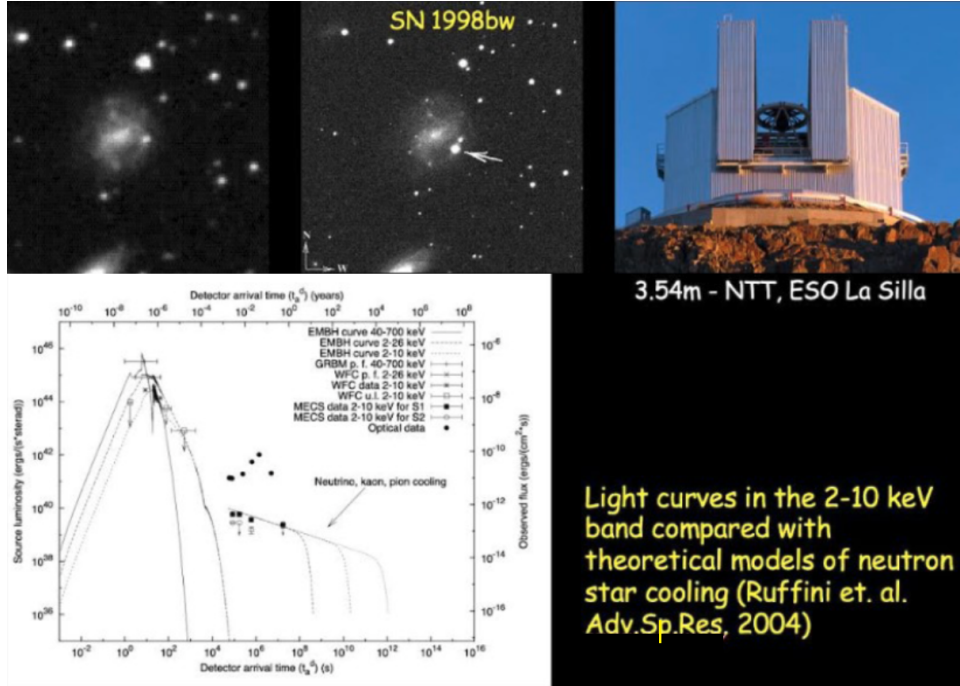


Fig. 20. Supernova SN 1998bw associated with GRB.

binary NS companion in a system with a period of a few minutes. This was the basis of the Binary driven hypernova (BdHN), further examined by simulation developed in Los Alamos National Laboratory, see Fig. 21.

Some of the developments of the key aspects can be found in the following references (see Fig. 22).

5. The summary of some of our fundamental contribution originating from GRB observations

Our GRB analysis is still daily evolving following some conceptual changes which resulted from dialogues that have occurred through fifty years. I have recalled the conceptual black hole electrodynamics of collaboration in Princeton with John Wheeler and various students including Demetrios Chrsitodoulou and other Princeton students.

An intense data analysis which occurred practically everyday following the Galileo's principle "*provando e riprovando*" since the daily scrutiny of the BepoSAX satellite started and exponentially expanded in the following decades extending to the largest ever observational multi-wavelength effort in the history of science which slowly and constantly evolved the GRB model to the final, reaching the success of GRB 220101A.

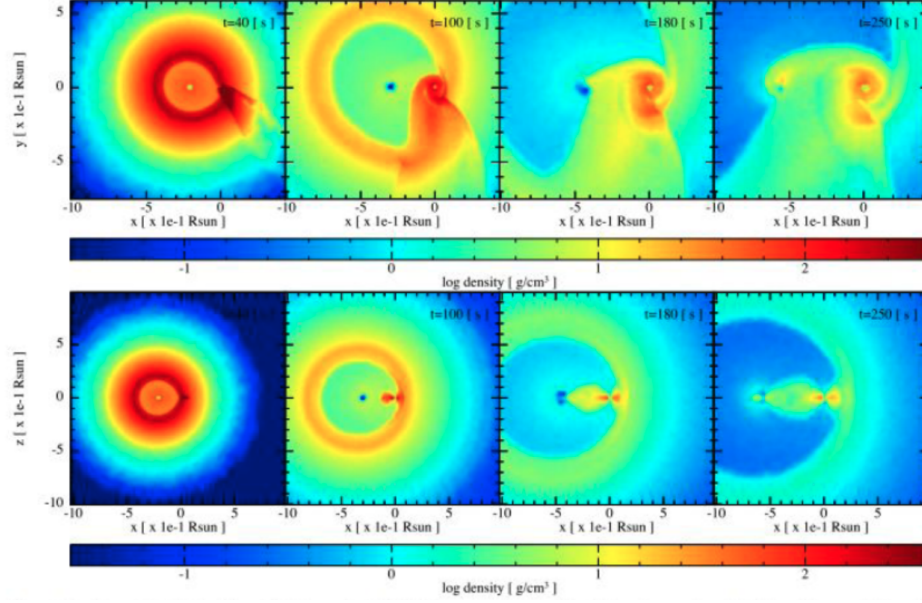


Fig. 21. Snapshots of the SPH simulation of the Induced Gravitational Collapse (IGC) scenario. The initial binary system is formed by a CO-core, the progenitor of which is an $M_{\text{ZAMS}} = 25M_{\odot}$, and a $2M_{\odot}$ NS with an initial orbital period of approximately 5 minutes. The upper panel shows the mass density on the binary equatorial plane at different times of the simulation, while the lower panel corresponds to the plane orthogonal to the binary equatorial plane. The reference system was rotated and translated in such a way that the x-axis is along the line that joins the binary stars and the origin of the reference system is at the NS position. At $t = 40$ s (first frame from left), it can be seen that the particles captured by the NS have formed a kind of tail behind it, then these particles start to circularize around the NS and a kind of thick disk is observed at $t = 100$ s (second frame from left). The material captured by the gravitational field of the NS companion is also attracted by the ν NS and starts to be accreted by it, as can be seen at $t = 180$ s (third frame). After around one initial orbital period, at $t = 250$ s, a kind of disk structure has been formed around both stars. The ν NS is along the x-axis at -2.02 , -2.92 , -3.73 , and -5.64 for $t = 40$, 100 , 180 , and 250 s, respectively. Note that this figure and all snapshot figures were done with the SPLASH visualization program.

There had been also personal commitment which significantly influenced our work: I had promised Werner Heisenberg in our first meeting in Munich in the early seventies to have Black holes to become a test observational field for proving the occurrence of the Euler-Heisenberg process and pair creation, see, e.g., R. Ruffini “Einstein, Fermi, Heisenberg and the birth of relativistic astrophysics”, World Scientific, (2025, in press). They were submitted to an intense but yet unsuccessful search in Earth-bound observatories both in the US at Brookhaven National Laboratory and in Germany. This motivated us to develop a methodic analysis of assuming the presence of an electrodynamical structure in a BH, leading to the first example of a process of vacuum polarization around an overcritical electrodynamical field in Damour and Ruffini (1975).³³ Various processes of vacuum polarization led to the discovery of the dynamics of a spherical symmetric e^+e^- plasma self accelerating

Rueda et al. ApJ 2022 → Synchrotron afterglow of GRB 180720B
 Wang Yu et al. ApJ 2022 → BdHN analysis of GRB 171205A
 Rueda et al., PRD 2022 → GWs from NS triaxial-biaxial transition
 Becerra et al. PRD 2022 → The first minutes of BdHN evolution
 Rueda, et al., ApJ 2022 → Inner engine, full GR
 Ruffini, et al., MNRAS 2021 → BdHN I, statistics, GeV emission
 Moradi, et al., A&A 2021 → Inner engine GRB 190114C and M87*
 Rueda, et al., ApJ 2020 → X-ray afterglow, magnetic field in BdHN
 Rueda & Ruffini, EPJC 2020 → Inner engine, blackholic quantum
 Ruffini, et al., ApJ 2019 → Inner engine model, first estimates
 Becerra, et al., ApJ 2019 → First 3D SPH simulation
 Ruffini, et al., ApJ 2018 → X-ray afterglow, synchrotron newNS
 Becerra, et al., ApJ 2018 → Neutrino flavour oscillations
 Ruffini, et al., ApJ 2018 → e+e expansion in matter around BH
 Cipolletta, et al., PRD 2017 → NS spacetime properties
 Becerra, et al., ApJ 2016 → First 3D simulation
 Fryer, et al., PRL 2015 → Binary stability
 Becerra, et al., ApJ 2015 → First 2D simulation
 Fryer, et al., APJL 2014 → First 1D simulation
 Rueda & Ruffini, APJL 2012 → Idea and first estimate of IGC

Fig. 22. Chronology of the theoretical development of the Binary-driven Hypernova model and its key aspects published in a series of articles.

in a pair-electromagnetic (PEM) pulse were introduced in a collaboration with Jim Wilson in 1999.^{34,35} Soon after the fundamental concept of a PEMB pulse composed of pair and baryons was introduced also with Wilson.³⁶ An important progress in understanding the origin of an electrodynamical structure came from the work of Papapetrou, examining the properties of a Kerr BH, not in vacuum but in presence of a background magnetic test field also discussed by Robert Wald.³⁷ This problem was brought to an operative astrophysical system by Rueda and Ruffini.^{38,39} These were important conceptual developments which preceded, accompanied and follow our understanding of astrophysical conditions in GRBs and now are present in a much larger scenario involving not only baryonic matter Black Holes but also dark matter.

Without going too far back in time I am going to consider a few examples which have necessarily lead to a change of our paradigms in relativistic astrophysics being guided by the astrophysics of GRBs. Offering a vast statistical distribution of the SNe associated to GRBs,⁴⁰ and also the first clear manifestation of seven characteristic Episodes in the most detailed GRB, we have conducted to the first the analysis of GRB 220101A. It is from the details gained in some specific sources that an unprecedented progress is just starting. While the seven episodes have gained their visibility and now are generally accepted, a new wave is just starting which we only briefly address and summarized in Ruffini, Mirtorabi et al. (2025, in press)¹⁰, where seven episodes were used as a tool to learn about the structure of

SN needed from observation: the triggering due to a pair SN followed a few seconds after by a more traditional core-collapse SN.

6. The first evidence for reaching overcritical electrodynamical field occurred in the GRB 190114C

6.1. *GRB 190114C and Ultra-relativistic Prompt Emission (UPE) phase*

In the source GRB 190114C, which has so far been the most important, the fundamental GRB has opened an entirely new field of research and comprehension, including the discovery of UPE I and UPE II episodes, with an estimated isotropic emission up to $\sim 10^{54}$ erg, to identify for the first time the optical counterpart of the SN, to have identified the TeV emission by observation of MAGIC, to have identified GeV emission by observation of Fermi-LAT, see Fig. 23. In addition, the Swift-XRT data have allowed us to identify the X-ray afterglow. These results have been of paramount importance in identifying the three different afterglows, which have been found in all subsequent GRBs, respectively in X-ray, optical, and GeV energy ranges.⁴² For the first time, we have extrapolated these light curves to a thousand years and compared them to the spectra of the SN in the Crab Nebula, see Figure 1 in Ruffini and Sigismondi (2024).⁷

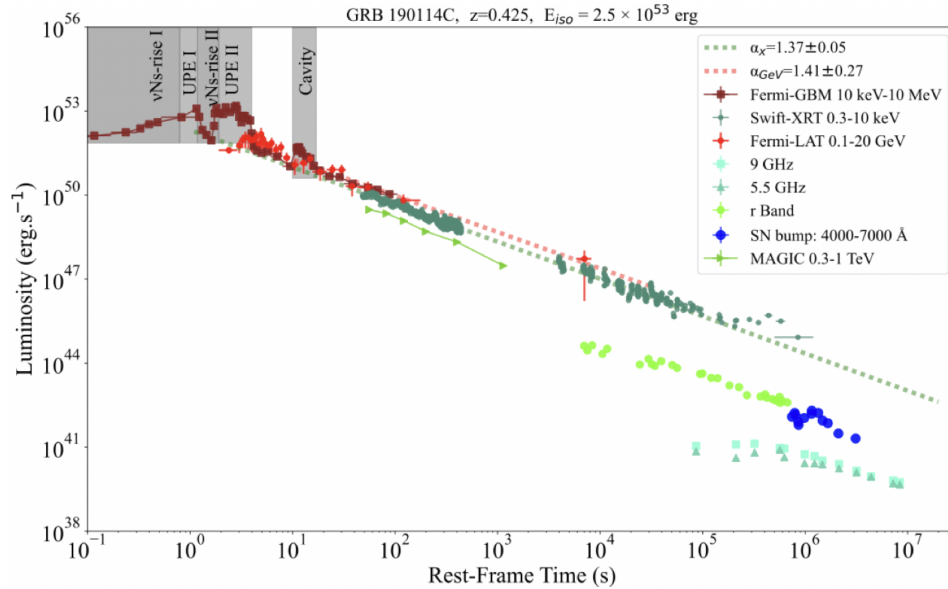


Fig. 23. Light curve of GRB 190114C obtained from data from Fermi-GBM, Fermi-LAT, Swift-XRT, MAGIC, optical and radio telescopes. Episodes of the BdHN burst evolution are denoted by shaded regions. Reproduced from Aimuratov et al. (2023).

6.2. The fractal structure of the UPE from GRB 190114C

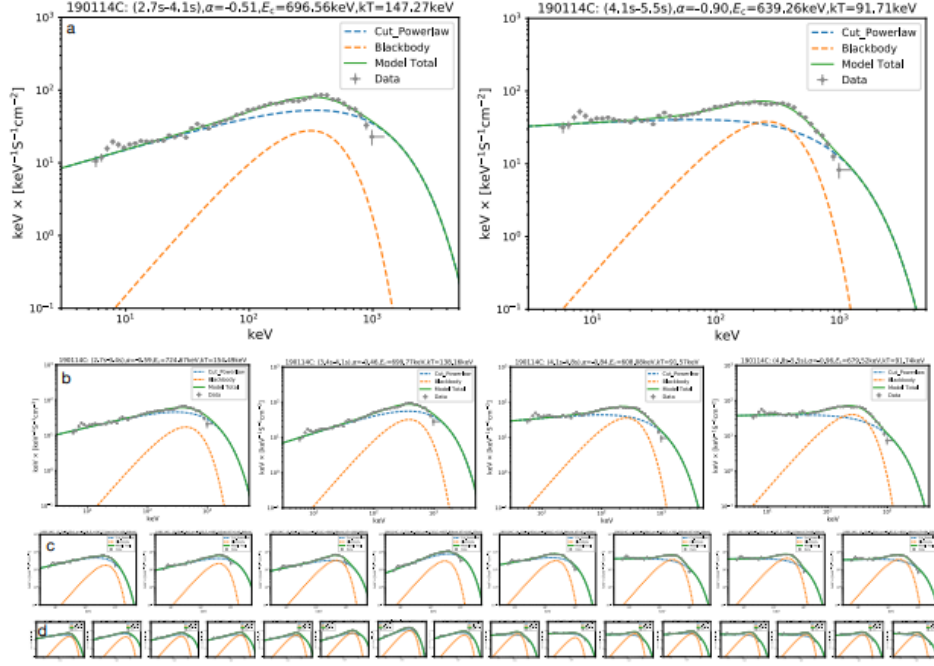


Fig. 24. Time-resolved spectral analysis of UPE phase GRB 190114C: from $t = 2.7$ s ($t_{\text{rf}} = 1.9$ s) to $t = 5.5$ s ($t_{\text{rf}} = 3.9$ s). For the second iteration; (a) the time interval is divided into two parts, four parts for the third iteration; (b), eight parts for the fourth iteration; (c), and sixteen parts for the fifth iteration; (d), respectively. The spectral fitting parameters for each iteration are reported in Table I. Plots are taken from Ruffini et al. (2021).

6.3. Nature of UPE phase in GRB 190114C

We address the physical origin of the ultrarelativistic prompt emission (UPE) phase of GRB 190114C observed in the interval $t_{\text{rf}} = 1.9$ –3.99 s, by the Fermi-GBM in 10 KeV–10 MeV energy band. Thanks to the high signal-to-noise ratio of Fermi-GBM data, a time-resolved spectral analysis has evidenced a sequence of similar blackbody plus cutoff power-law spectra (BB+CPL), on ever decreasing time intervals during the entire UPE phase., see Fig. 24. We assume that during the UPE phase, the “inner engine” of the GRB, composed of a Kerr black hole (BH) and a uniform test magnetic field B_0 , aligned with the BH rotation axis, operates in an overcritical field $|\mathbf{E}| \geq E_c$, where $E_c = m_e^2 c^3 / (e \hbar)$, being m_e and $-e$ the mass and charge of the electron. We infer an $e^+ e^-$ pair electromagnetic plasma in presence of a baryon load, a *PEMB pulse*, originating from a vacuum polarization quantum process in the inner engine. This initially optically thick plasma self-accelerates, giving rise at

the transparency radius to the MeV radiation observed by Fermi-GBM. At times $t_{\text{rf}} > 3.99$ s, the electric field becomes undercritical, $|\mathbf{E}| < E_c$, and the inner engine, as previously demonstrated, operates in the classical electrodynamics regime and generate the GeV emission. During both the “quantum” and the “classical” electrodynamics processes, we determine the time varying mass and spin of the Kerr BH in the inner engine, fulfilling the Christodoulou-Hawking-Ruffini mass-energy formula of a Kerr BH. For the first time, we quantitatively show how the inner engine, by extracting the rotational energy of the Kerr BH, produces a series of PEMB pulses. We follow the quantum vacuum polarization process in sequences with decreasing time bins. We compute the Lorentz factors, the baryon loads and the radii at transparency, as well as the value of the magnetic field, B_0 , assumed to be constant in each sequence. The fundamental hierarchical structure, linking the quantum electrodynamics regime to the classical electrodynamics regime, is characterized by the emission of “blackholic quanta” with a timescale $\tau \sim 10^{-9}$ s, and energy $\mathcal{E} \sim 10^{45}$ erg.

7. The first systematic examination of the supernova associated with GRB

Observations of supernovae (SNe) Ic occurring after the prompt emission of long gamma-ray bursts (GRBs) are addressed within the binary-driven hypernova (BdHN) model where GRBs originate from a binary composed of a $\sim 10M_{\odot}$ carbon-oxygen (CO) star and a neutron star (NS). The CO core collapse gives the trigger, leading to a hypernova with a fast-spinning newborn NS (ν NS) at its center. The evolution depends strongly on the binary period, P_{bin} . For $P_{\text{bin}} \sim 5\text{min}$, BdHNe I occur with energies 10^{52} – 10^{54} erg. The accretion of SN ejecta onto the NS leads to its collapse, forming a black hole (BH) originating the MeV/GeV radiation. For $P_{\text{bin}} \sim 10\text{min}$, BdHNe II occur with energies 10^{50} – 10^{52} erg and for $P_{\text{bin}} \sim \text{hours}$, BdHN III occurs with energies below 10^{50} erg. In BdHNe II and III, no BH is formed. The 1–1000ms ν NS originates, in all BdHNe, the X-ray-optical-radio afterglows by synchrotron emission. The hypernova follows an independent evolution, becoming an SN Ic, powered by nickel decay, observable after the GRB prompt emission. We report 24 SNe Ic associated with BdHNe. Their optical peak luminosity and time of occurrence are similar and independent of the associated GRBs, see Figs. 25 and 26. From previously identified 380 BdHN I comprising redshifts up to $z = 8.2$, we analyze four examples with their associated hypernovae. By multiwavelength extragalactic observations, we identify seven new Episodes, theoretically explained, fortunately not yet detected in galactic sources, opening new research areas. Refinement of population synthesis simulations is needed to map the progenitors of such short-lived binary systems inside our galaxy.

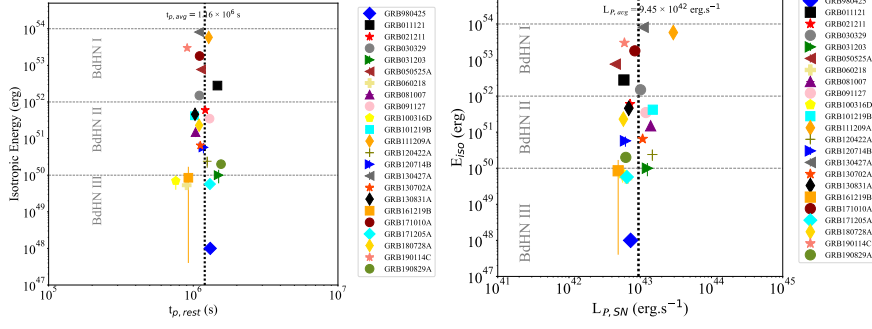


Fig. 25. Left panel: Isotropic-equivalent energy ($E_{\gamma,iso}$) of GRB versus the peak time of luminosity of the bolometric light curve of the associated SN ($t_{P,SN}$). The plot shows the lack of correlation: the SN peaking times (in the rest-frame) stay within an order of magnitude spread, while the GRB energy spans ~ 6 orders of magnitude. Right panel: Isotropic-equivalent energy ($E_{\gamma,iso}$) of GRB versus the peak luminosity of the bolometric light curve of the associated SN ($L_{P,SN}$). The plot shows the lack of correlation: the SN luminosities stay within an order of magnitude spread, while the GRB energy spans ~ 6 orders of magnitude. Plots are taken from Ruffini et al. (2023).




Fig. 26. Left panel: GRB redshifts (z) versus the peak time of luminosity of the bolometric light curve of the associated SN ($t_{P,SN}$). The plot shows the lack of correlation between these two quantities. Right panel: GRB redshifts (z) versus the values of peak luminosity of the bolometric light curve of the associated SN ($L_{P,SN}$). The plot shows the spread in data points and the lack of correlation between these two quantities. Plots are taken from Ruffini et al. (2023).

8. GRB 220101A, GRB 221009A and GRB 160625B, and the seven episodes of BdHN I

On the ground of 24 spectroscopically confirmed GRB associated with SN (see Fig. 27), we have identified seven different Episodes which we are further examining by inferring the astrophysical conditions which justify their occurrence. We acquired⁴¹ the result that the early phase of the GRBs is characterised by a CO core and a binary NS companion. The joint observations of the earliest phases of GRB220101A have manifested the highest ever initial luminosity of the Fermi GBM, and they have allowed to reach a deeper understanding of the UPE (1) and UPE (2) as vortices generated by the accretion of the SN ejecta onto the field of the companion

GRB-SN Spectroscopically Confirmed Sample										
GRB	SN	SN	z	This Study			Literature			Data Source
				$E_{\text{iso},\gamma}$	$L_{\text{p,SN}}$	$t_{\text{p,SN}}$	$E_{\text{iso},\gamma}$	$L_{\text{p,SN}}$	$t_{\text{p,SN}}$	
Name	Name	Type	Redshift	(erg)	($\times 10^{42}$ erg s $^{-1}$)	(days)	($\times 10^{52}$ erg)	($\times 10^{42}$ erg s $^{-1}$)	($\times 10^6$ s)	References
980425	1998bw	lc-BL	0.0085	$(8.6 \pm 0.2) \times 10^{47}$	7.33	15.16	0.000086	14.5	1.30464	(1)–(5)
011121	2001ke	lc	0.362	$(7.8 \pm 2.1) \times 10^{52}$	5.90	17	7.8	~ 5.9 , 13.7	1.4688	(3), (6)
021211	2002lt	lc	1.006	$(1.12 \pm 0.13) \times 10^{52}$	7.20	14.00	0.828	...	2.16	(3), (7)–(11)
030329	2003dh	lc	0.1687	$(1.5 \pm 0.3) \times 10^{52}$	10.1	12.75	1.515	10.1	1.1016	(3), (7)
031203	2003lw	lc	0.1055	$(8.6 \pm 4.0) \times 10^{49}$	12.6	17.33	0.0098	12.6	1.497312	(3), (7)
050525	2005nc	lc	0.606	$(2.5 \pm 0.43) \times 10^{52}$	4.47	13.10	2.945	(3), (12)
060218	2006aj	lc-BL	0.0334	$(5.3 \pm 0.3) \times 10^{49}$	6.47	10.42	0.0053	6.47	0.90029	(3)
081007A	2008hw	lc	0.5295	$(1.5 \pm 0.4) \times 10^{51}$	14.0	12.00	0.15	~ 14	~ 1.0368	(3)
091127	2009nz	lc	0.4904	$(1.5 \pm 0.2) \times 10^{52}$	12.0	15.00	1.5	~ 12	~ 1.296	(3)
100316D	2010bh	lc-BL	0.0592	$> 5.9 \times 10^{49}$	5.67	8.76	> 0.0059	5.67	0.756864	(3)
101219B	2010ma	lc	0.5519	$(4.2 \pm 0.5) \times 10^{51}$	15.0	11.80	0.42	15	1.01952	(3)
111209A	2011kl	SLSN-I	0.677	$(5.82 \pm 0.73) \times 10^{53}$	29.1	14.80	58.2	29.1	1.27872	(3)
120422A	2012bz	lb/c	0.2825	$(2.4 \pm 0.8) \times 10^{50}$	14.8	14.45	0.024	14.8	1.24848	(3)
120714B	2012eb	lb/c	0.3984	$(5.94 \pm 1.95) \times 10^{50}$	6.20	13.60	0.3174195	...	13.6 ± 0.7	(3), (13)
130215A	2013ez	lc	0.597	3.1	(3)
130427A	2013cq	lc	0.3399	$(8.1 \pm 0.8) \times 10^{53}$	9.12	12.68	89	(3), (14)–(17)
130702A	2013dx	lc-BL	0.145	$(6.4 \pm 1.3) \times 10^{50}$	10.8	12.94	0.064	10.8, 19.2	1.118016	(3), (6)
130831A	2013fu	lb/c	0.4791	$(4.6 \pm 0.2) \times 10^{51}$	6.90	11.90	0.59221795	...	1.60704 ± 0.05789	(3), (13), (18)
161219B	2016ja	lc-BL	0.1475	$(8.50 \pm 8.46) \times 10^{49}$	4.90	10.70	0.0858	10.4	0.92448	(6), (19), (20)
171010A	2017htp	lc-BL	0.33	$(1.80 \pm 0.30) \times 10^{53}$	8.4	12.80	18, 22	21 ± 9	...	(21)–(23)
171205A	2017iuk	lc-BL	0.0368	$(5.72 \pm 0.80) \times 10^{49}$	6.5	15.08	0.00218	...	1.09728	(24)
180728A	2018fp	lc-BL	0.117	$(2.30 \pm 0.10) \times 10^{51}$	5.8	12.70	0.2545	...	1.27008 ± 0.25056	(25)–(27)
190114C	2019qj	lc	0.4245	$(3.0 \pm 0.5) \times 10^{53}$	6.0	10.50	30	...	1.62432 ± 0.31968	(28)–(30)
190829A	2019oyw	lc-BL	0.0785	$(2.0 \pm 0.3) \times 10^{50}$	6.27	18.00	0.018	...	0.794016 ± 0.0216	(31)–(32)

Fig. 27. List of 24 spectroscopically confirmed GRB associated with SN. Taken from Ruffini et al. (2023).

NS. Similarly due to the the high redshift of the source, the very early photons were recorded by the Swift XRT, originating the X-ray afterglow. In addition to GRB220101A, see Fig. 28, we have also identified the seven Episodes characterizing the GRB221009A and GRB160625B (see Fig. 29). The most remarkable new feature discovered in the GRB221009A has been the TeV radiation, coinciding with the birth of NS, and its spin-up by the pair-SN accretion. Also remarkable are the slow velocities of accretion found both in GRB160625B and GRB221009A. A new approach to this BDHN physics has been outlined in the paper of Ruffini, Mirtorabi, Fryer et al. (2025). A preliminary version is available.¹⁰

We are using these acquired knowledge in order to explore the physical evolution of the CO core and SN binary companion which are naturally encountered in the origin of some new components e.g. the Supernova-Rise, which once introduced leads to even more extreme discoveries such as the possible existence as the triggering in the BDHN1 model, of a sequence of a pair SN, followed by a Core collapse SN.

In addition the beaming present in the GeV component of the of a BDHNe can lead to a special understanding on the relative manifestation in the structure of the remnant to a particular ratio of the radio, X-ray and GeV TeV emission of the remnant.

9. GRB 221009A and Very High-Energy photons

In addition, very important results have been obtained from GRB 221009A, strikingly confirming the luminosity and time sequence of the TeV data. This source has

Ep.	Sli.	Event	Duration (s)	Spectrum	E_{iso} (erg)	Physical Phenomena
I	1	Core Collapse & SN-rise	3.75 (-0.18 – 3.57)	CPL	$(1.2 \pm 1.0) \times 10^{53}$	Fission triggers
II	2	ν NS-rise	7.44 (3.57 – 11.41)	CPL	$(2.1 \pm 0.9) \times 10^{53}$	Accretion onto ν NS, companion NS, and later BH.
	3	Accretion	3.74 (11.41 – 15.15)	Band	$(5.0 \pm 1.1) \times 10^{53}$	
	5		1.68 (16.04 – 18.72)	Band	$(1.1 \pm 0.1) \times 10^{54}$	
	7		1.64 (19.61 – 21.25)	Band	$(5.3 \pm 0.5) \times 10^{53}$	
	12	ν NS Spinup	4.46 (16.54 – 21.00)	–	$(2.6 \pm 0.5) \times 10^{51}$	ν NS as a millisecond pulsar
III	4	UPE I	0.89 (15.15 – 16.04)	CPL+BB	$(2.4 \pm 5.1) \times 10^{53}$	Jet from vortexes of $a/M > 1$
	6	UPE II	0.89 (18.72 – 19.61)	CPL+BB	$(4.6 \pm 1.7) \times 10^{53}$	QED Euler-Heisenberg process
	11	BH-rise & Growth	$\sim 10 - \sim 20$	PL	$(2.1 \pm 0.3) \times 10^{53}$	Increase of BH mass
IV	8	Gamma-ray Flare	7.27 (21.25 – 28.52)	CPL	$(3.0 \pm 1.0) \times 10^{53}$	Heated environment
	11	GeV Afterglow	$\sim 20 - 100$	PL	$(4.6 \pm 1.4) \times 10^{53}$	BH spindown
V	13	Optical Afterglow	$\sim 3 \times 10^5$ ($21 - 3 \times 10^5$)	–	$(5.3 \pm 1.8) \times 10^{52}$	Emission from ν NS
VI	9, 10	X-ray Afterglow	$\sim 2 \times 10^5$ ($16 - 2 \times 10^5$)	PL	$(4.0 \pm 1.3) \times 10^{53}$	Emission from SN remnant
VII	–	Supernova	–	–	–	Not detectable at high z

Fig. 28. The episodes and afterglows of GRB 220101A. This table reports the episode name (Ep.), time slices (Sli.), duration (start–end in seconds), best-fit spectrum, isotropic energy in erg (Eiso), and underlying astrophysical processes for GRB 220101A. The redshift is $z = 4.61$, and the total isotropic energy is $E_{\text{iso}} = 4 \times 10^{54}$ erg Taken from Ruffini et al. (2023).

also provided us with the opportunity to observe SN, which triggered the event, as described above, see also Fig. ??.

Before closing I would like to return on the initial working hypothesis that the data of GRB190114C could be considered, as soon as extrapolated to 10^3 years after the trigger, a source analogous to the Crab Nebula remnant and they could have been used in reaching a deeper understanding of the recorded appearance arena of the 1054 observations in the Rocky Mountains as well as a catastrophic appearance of the consequences of the supernova explosion in the Mediterranean region and in Egypt, traditionally considered as a manifestation of a plague and reinterpreted as a natural "Hiroshima effect", see e.g. ⁷.

But what is truly remarkable is that figure 31 representing the effects of GRB190114C reinterpretation is perfectly consistent with the corresponding ones of GRB 220101 (courtesy of Prof. Wang Yu). What is really tantalizing is to conclude that all long GRBs have a common development after 10^3 years after the trigger in a Remnant similar to the Crab Nebula and the nature of that spectra can be explained in term of three afterglows: one in the optical, leading to a 30-40 ms pulsar, one in the GeV originating from the BH formation, and finally an X-ray afterglow originating from the synchrotron radiation emission identified in the Crab remnant identified in the classic book of Shklovsky ¹ as well as by the James Webb Space Telescope ⁹³.

10. Conclusions

The observations of GRBs in extragalactic sources are indeed essential in identifying the seven independent Episodes of a GRB, extending our current knowledge of the

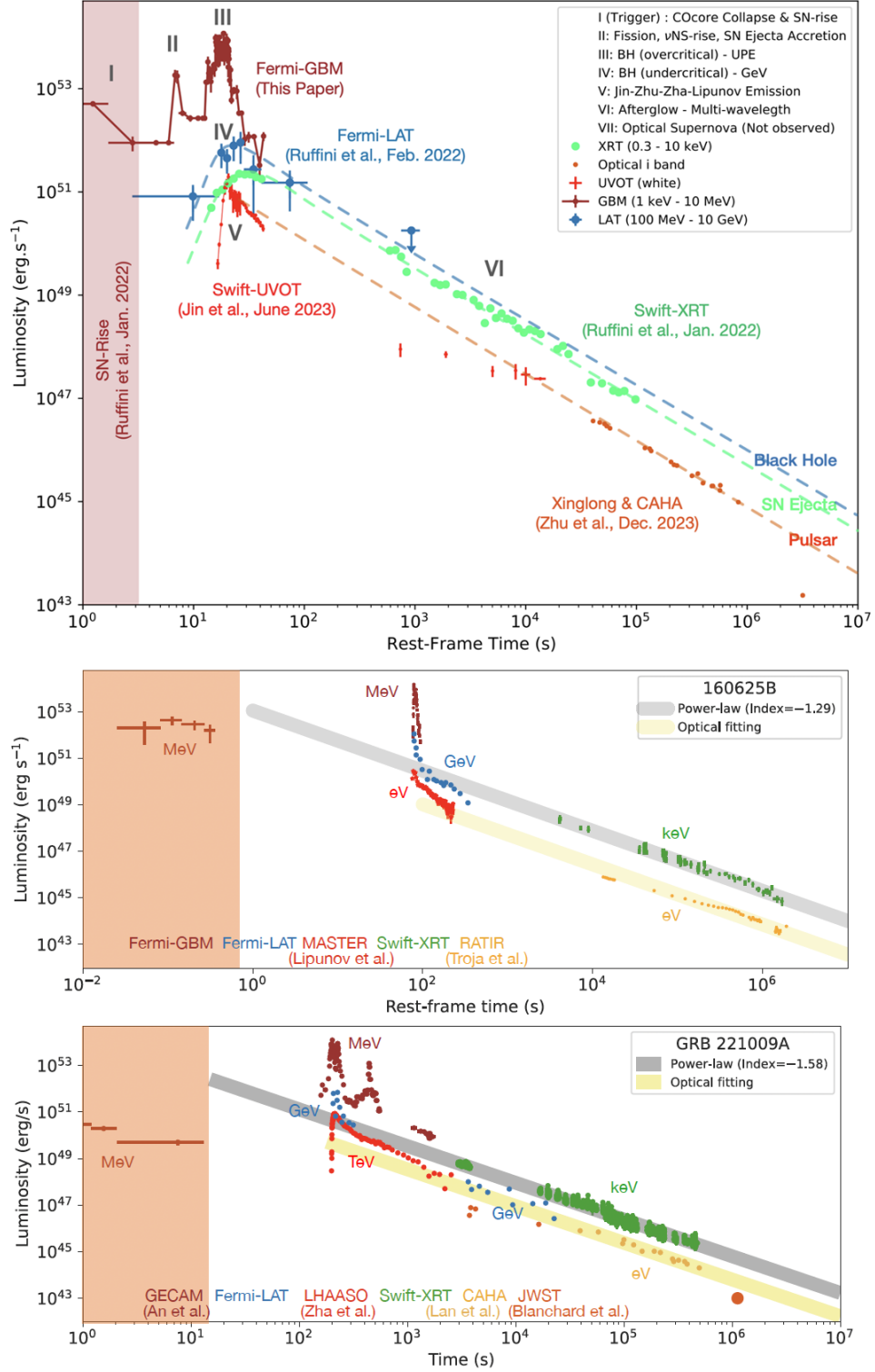


Fig. 29. Multiwavelength light curve of GRBs 220101A, 160625B and 221009A with BdHN I episodes. Paper in preparation.

nature astronomy



Article

<https://doi.org/10.1038/s41550-024-02237-4>

JWST detection of a supernova associated with GRB 221009A without an r-process signature

Received: 26 August 2023

Accepted: 5 March 2024

Published online: 12 April 2024

Check for updates

Peter K. Blanchard¹, V. Ashley Villar², Ryan Chornock³, Tanmoy Laskar^{4,5}, Yijia Li^{6,7}, Joel Leja^{6,7,8}, Justin Pierel⁹, Edo Berger³, Raffaella Margutti^{3,10}, Kate D. Alexander¹¹, Jennifer Barnes¹², Yvette Cendes³, Tarraneh Eftekhari¹, Daniel Kasen¹⁰, Natalie LeBaron³, Brian D. Metzger^{13,14}, James Muzerolle Page³, Armin Rest³, Huel Sears^{1,15}, Daniel M. Siegel^{16,17} & S. Karthik Yadavalli²

Identifying the sites of r-process nucleosynthesis, a primary mechanism of heavy element production, is a key goal of astrophysics. The discovery of the brightest gamma-ray burst (GRB) to date, GRB 221009A, presented an opportunity to spectroscopically test the idea that r-process elements are produced following the collapse of rapidly rotating massive stars. Here we present James Webb Space Telescope observations of GRB 221009A obtained +168 and +170 rest-frame days after the gamma-ray trigger, and demonstrate that they are well described by a SN 1998bw-like supernova (SN) and power-law afterglow, with no evidence for a component from r-process emission. The SN, with a nickel mass of approximately $0.09 M_{\odot}$, is only slightly fainter than the brightness of SN 1998bw at this phase, which indicates that the SN is not an unusual GRB-SN. This demonstrates that the GRB and SN mechanisms are decoupled and that highly energetic GRBs are not likely to produce significant quantities of r-process material, which leaves open the question of whether explosions of massive stars are key sources of r-process elements. Moreover, the host galaxy of GRB 221009A has a very low metallicity of approximately $0.12 Z_{\odot}$ and strong H_2 emission at the explosion site, which is consistent with recent star formation, hinting that environmental factors are responsible for its extreme energetics.

Fig. 30. Optical identification by the JWST of the afterglow emission in GRB 221009A.

fundamental laws of physics. This allows, among others, to explain the origin of the physical component of our Universe, essential to the life on our planet, e.g., the existence of Nickel-Cobalt abundance. This opens the way to the understanding of the possible roles of GRBs, including, e.g., the origin of DNA.

We have shown that the multi-messenger observations of the Crab SN remnant, both the historical and current ones, can be explained in terms of a GRB similar to GRB 190114C with 10^{54} erg. This has allowed us to reconstruct the first appearance of the Crab SN on July 3, 1054, with observations from the Rocky Mountains and the “Hiroshima-like” events over Egypt at Noon. This proves that the occurrence of a GRB inside our own galaxy is possible without destroying life on the Earth, at

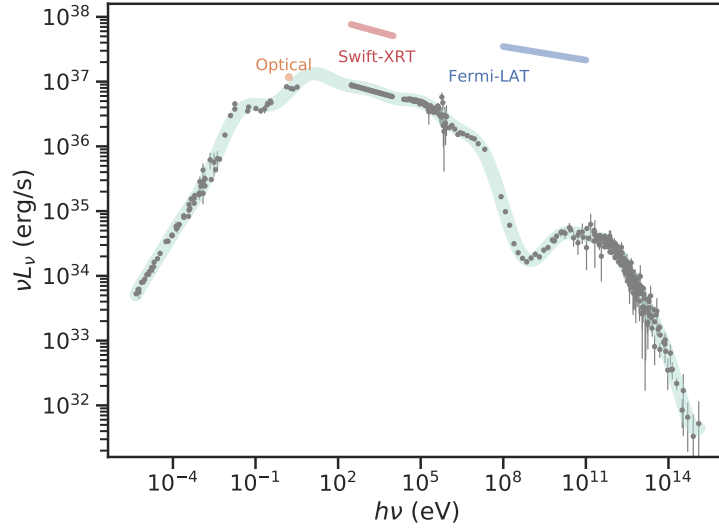


Fig. 31. Multiwavelength spectrum of the Crab nebula with afterglow imprint from GRB 220101A,31 (see also Fig. 6 with the same operation made with GRB 190114C). The agreement between optical (yellow) and X-ray (red Swift XRT) afterglows extrapolations after 971 years is fairly good, but the GeV extrapolated radiation (blue Fermi-LAT) is more than two orders of magnitude than the presently observed one. Also this case is possibly explained by a beaming effect of the BdHN GeV-source for the Crab, which is not aligned with our line of sight.

≈ 2 Kpc distance.

A new process is just starting: to use all data, especially the new physical laws characterizing each of the seven episodes to infer the nature of SNe, triggering the GRBs. The goal is not just to fit the SN energy by quantitative explanation, but explaining out of the first principles the extraordinary energy of SN rise, first tentatively introduced in Ruffini et al. (2021).²⁹ The clear evidence for the first observation of the pair SN followed a few seconds later by a normal core-collapse SN appears to be the main difference in this new just born scenario, see Ruffini, et al. (2025, submitted).¹⁰

11. Latest developments on X-fermion

Following the publication of “Introducing the black hole”⁴³ Charles Townes and Reinhard Genzel launched a proposal to look for a Kerr BH in our Galactic Center: Sgr A*. The first results appeared already in 1987 by Genzel and Townes addressing the dynamics and mass distribution in the center of our Galaxy⁴⁴. Nobody may have expected the tremendous progress in new technology and astrophysical knowledge such a proposal will generate in the following 38 years. The nucleus of our Galaxy was further reviewed by Genzel, Hollenbach and Townes in 1994⁴⁵, with the evidence that the motion of a system of stars orbiting Sgr A* determines the

mass M_{SgrA^*} of the central object by Genzel, Eckart, Ott and Eisenhauer in 1997⁴⁶, the evidence for flaring activity at the Galactic Center by Genzel, Schödel, Ott, et al.⁴⁷ soon followed, as well as the paper by Genzel, Eisenhauer and Gillessen⁴⁸ focusing on the faint young “S-star cluster” around Sgr A*. One of the most important discoveries in the last decade obtained thanks to the high quality data from the GRAVITY interferometer at VLT^{49,50} and Keck Observatory⁵¹ have been the measurement of the gravitational redshift and perihelion precession of the S2 star in the core of Sgr A*. These results firmly establish the mass $M_{SgrA^*} = 4.3 \times 10^6 M_{\odot}$ ⁵² in the Galactic center.

In the meantime Ruffini and collaborators, based on earlier studies of self-gravitating equilibrium configurations^{53,54,55}, and the first attempts to fit the rotation curves of galaxies^{56,57,58}, have developed the Ruffini-Argüelles-Rueda (RAR) model treating the DM in galaxies as a system of self-gravitating fermions at finite temperatures. They distinguish two components: a degenerate fermionic core with typical dimensions of $R_{core} \sim 10^{-3}$ – 10^{-6} pc and extended halo with size $R_{halo} \geq 10$ kpc described by the Boltzmann statistics, see^{59,60} and Fig. 32 reproduced from review⁵². This model determines the overall distribution of DM in galaxies by solving the equations of equilibrium at selected temperatures and chemical potential within General Relativity. It has been applied to our Galaxy⁶⁰ and other galaxies^{61,62}, for a review see⁶³. One of the general conclusions from the analysis of rotation curves of galaxies and especially of our Galaxy is that both core and halo are essential and are at the basis of galactic structures. The mass of the core depends on particle mass, while the mass of the halo remains unconstrained, unless a cut-off in its momentum distribution is implemented^{53,55,60}.

The interpretation of the data from⁵⁰ within the RAR model^{64,65} allowed Becerra-Vergara et al. to explain the relativistic effects in the motion of the S cluster stars and the G2 object without invoking the presence of a BH: they originate in the degenerate core of self-gravitating system of DM fermions. A lower limit on the fermion mass was derived: $m_X > 56$ KeV^{64,66}. What has been very remarkable is that the same value of the fermion mass can be used to simultaneously fit the data from our Galactic core observed by GRAVITY and Event Horizon Telescope (EHT), as well as the halo data obtained from Gaia, see Fig. 32 and^{67,68}. While in our work we use physically motivated choice based on the Fermi-Dirac statistics, several alternative approaches to the core-halo (or central BH versus DM halo) problem exist. Usually a given density profile and equation of state are assumed in order to determine the properties of the configuration. For instance, for anisotropic fluid de-Sitter-like equation of state the central object was studied assuming Einasto profile⁶⁹ and Zaho profile⁷⁰. In⁷¹ the exponential sphere profile was adopted for the core and the NFW one for the halo.

A major difference emerges from the above treatment by comparing and contrasting the baryonic and the DM distribution: the DM distribution both in the core and in the halo has only gravitational interactions and zero net angular momentum. It is dominated by the sole Fermi quantum statistics generalized to the fully general

relativistic regime. All the other interactions of the standard model, including the Fermi weak interactions are present only in the baryonic matter component. Among these the galactic angular momentum which has a special role in the explanation of the nature of AGN.

We recall that the critical mass for the gravitational collapse to a BH is only a function of the mass m_X of the fermion ^{72,73,74}

$$M_{cr} \simeq 0.384 \frac{M_P^3}{m_X^2} = 6.95 \times 10^6 \left(\frac{300 \text{ keV}}{m_X} \right)^2 M_\odot, \quad (1)$$

where $m_P = \sqrt{\hbar c/G}$ is Planck's mass. For $m_X = 56 \text{ KeV}$ the critical mass (1) is $M_{cr} = 2.0 \times 10^8 M_\odot$.

From the above theoretical considerations and observational constraints we infer the absolute lower limit to a cosmological DM SMBH in *any* galaxy:

$$M_{\text{SMBH}} > M_{\text{SgrA}^*} = 4.3 \times 10^6 M_\odot. \quad (2)$$

as well as $m_X < 381 \text{ KeV}$.

No matter the value of m_X , our Galactic Center will necessarily evolve, by accretion process, to form a BH. As we will see in the conclusions, this determines a “*minimum time interval of stability*”, which is a function of the actual mass of the core, of the mass accretion rate \dot{M} and the mass of X-fermion m_X .

But let us turn to the more general quest of the presence of DM versus baryonic matter in the cosmological large scale structure. Slowly but conclusively evidence was gained that: a) DM distribution at galactic scales and on cosmological scales is different from the distribution of baryons. It includes the mass-to-light ratio measurements in individual galaxies $M/L \sim 10 M_\odot/L_\odot$ and in clusters of galaxies $M/L \sim 300 M_\odot/L_\odot$ ⁷⁵, the measurement of their luminosity functions ^{76,77}, mapping the mass distribution from the data of weak and strong gravitational lensing ^{78,79} with dedicated space observatories such as Euclid mission ⁸⁰ and the determination of cosmological parameters from the CMB radiation fluctuations by such missions as Planck ⁸¹, which gives the density parameter for baryons $\Omega_b h^2 = 0.0224$ and for the DM $\Omega_{DM} h^2 = 0.120$, where $h_0 = 0.674$ is the dimensionless Hubble parameter; b) possibly the greatest revolution in galactic structures is the discovery by the JWST of the LRDs ^{82,83,84}, harboring SMBHs in the range 10^6 – $10^9 M_\odot$ with sizes $< 100 \text{ pc}$ all the way to redshift $z \sim 12$; c) the presence of SMBHs with masses $M > 10^9 M_\odot$ in Quasars at $z \sim 2$ and at high redshifts $z > 6$ ^{85,86}.

With reference to LRDs we propose that these systems represent a successive era to the AGNs and define this era as the Quiescent Galactic Nuclei (QGN) era, when the energy source of AGN has been exhausted and no further emission in X-ray or high energy occurs. These QGNs are dominated by the accretion of baryonic matter onto the quantum DM degenerate core fulfilling the mass constraint determined in (2). In a separate publication ^{87,88} the data of observed Quasars J0313-1806 at $z = 7.642$, J010013.02+280225.8 $z = 6.30$ and UHZ-1 at $z \sim 10$ ⁷⁴ are extrapolated to an earliest phases triggered by a DM distribution given by (2) in the case of

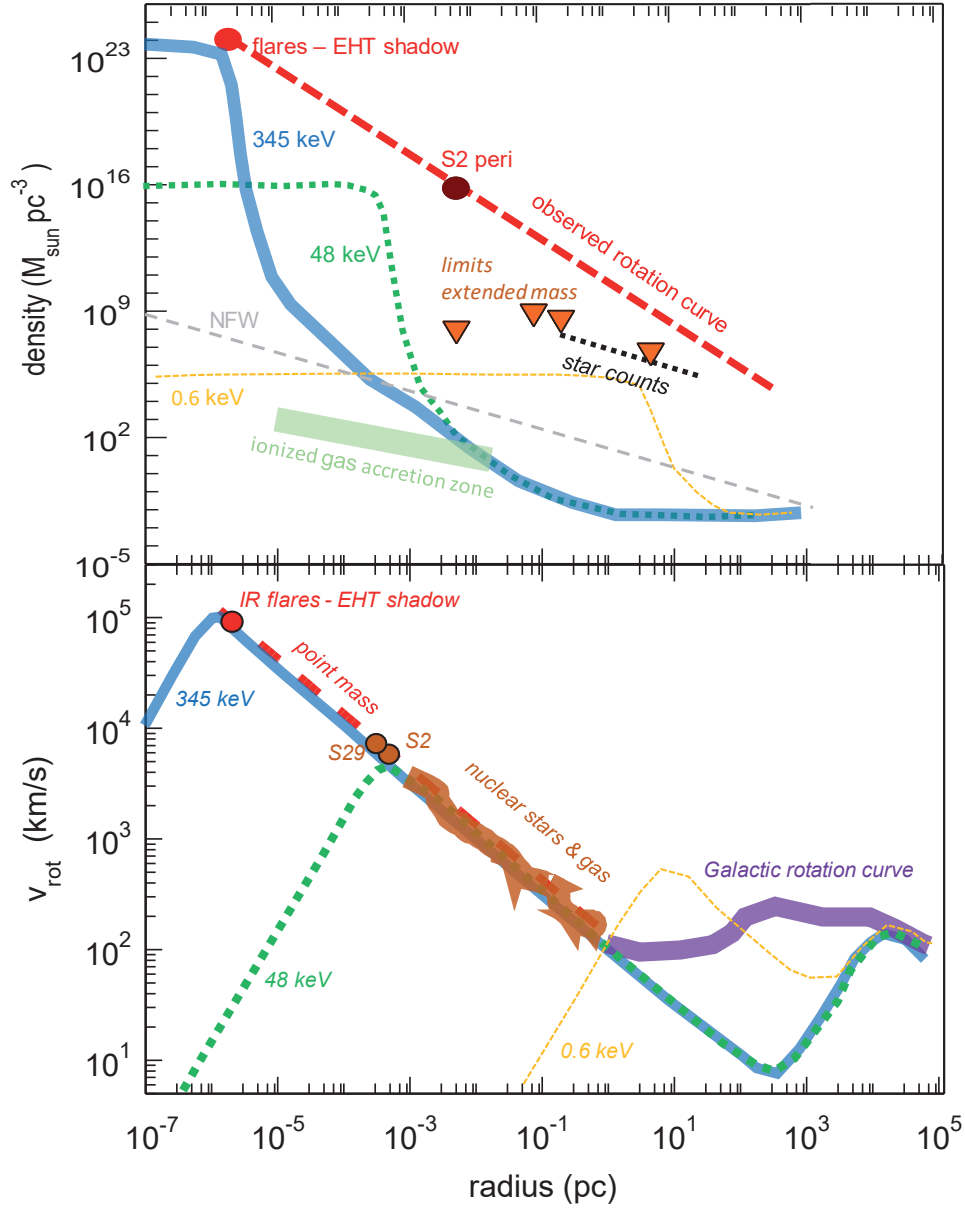


Fig. 32. Constraints on the contribution of various mass components of baryonic and dark fermionic matter to the mass density (left) and rotation velocity (right) at different radii R . Reproduced by courtesy from Genzel, Eisenhauer and Gillessen (2024). We are grateful to Prof. Reinhard Genzel for giving us permission to reproduce his figure.

LRDs differentiating between the case of AGN dominated by Eddington luminosities evolving in AGN, and the case dominated by Bondi accretion phase characterizing

36 *Remo Ruffini*

a QGN.

Our main interest is to determine the origin of the galactic structures with a) a nonrotating degenerate DM core leading to, or already harboring a BH, b) a nonrotating extended halo of X-fermions following the Boltzmann statistics as well as c) a rotating baryonic matter, which by accretion in the above DM core can explain the nature of AGNs with distinctive X-ray and high energy emission^{89,74}.

Possibly related to the nature of the X-fermion is the renewed interest in the electron-positron annihilation line^{90,91} observed from our Galactic Center and the anomalous ionization rate observed in the Central Molecular Zone, attributed to DM annihilation into electron-positron pairs⁹² for particle mass in the range $1 \text{ MeV} < m < 1 \text{ GeV}$.

Decades of progress culminating in the optical interferometry developed in the Keck Observatory and VLT GRAVITY facility led to the determination of the mass of the compact object in Sgr A* in $4.3 \times 10^6 M_\odot$ and firm limits on its angular momentum. The most straightforward interpretation of these observations is a Schwarzschild black hole (BH). Considering that the S cluster of stars orbiting the Galactic Center does not probe distances closer than 1400 its Schwarzschild radius, several alternatives were proposed. Among them the self-gravitating system of Dark Matter (DM) fermions (here referred to as *X-fermion*) having a quantum degenerate core and extended to non-degenerate isothermal halo. Application of this model to our Galaxy results in a bound on X-fermion mass $m_X > 56 \text{ KeV}$. Upon accreting baryonic matter the degenerate fermionic core may collapse into a BH providing seeds to Active Galactic Nuclei (AGNs) and SuperMassive Black Holes (SMBHs). We address the implications of DM X-fermions with mass $m_X \sim 300 \text{ keV}$ endowed with a large and negative chemical potential here evaluated on structure formation and its evolution with redshift. The Jeans mass of X-fermions peaks at $10^{10} M_\odot$ at redshift $z \sim 10^9$, which sets the scale of galactic structures. The degenerate cores forming as early as $z \sim 14$ are consistent with recent observations of the James Webb Space Telescope (JWST) disclosing the Little Red Dots (LRDs) at cosmological redshifts $4 < z < 12$ harboring SMBHs in the range $10^6\text{--}10^9 M_\odot$. Assuming that Sgr A* is not yet a BH, the lower limit on SMBH mass of $4.3 \times 10^6 M_\odot$ and the corresponding upper limit on the X-fermion mass of $m_X < 381 \text{ KeV}$ are established, which acquires relevance given ongoing JWST observations of the Galactic Center and the planning of new accelerators for the scrutiny of DM in CERN.

12. On gravitational waves and the period following 1985 in Sapienza. The verification of absence of validity of Weber's results obtained in 17 years of cryogenic detectors AURIGA, NAUTILUS, EXPLORER and ALLEGRO

After his graduation in "La Sapienza" (March 1967) and a postdoctoral position in Pasqual Jordan's group (April-August 1967), Ruffini departed for Princeton (September 1971-1972), working with John Archibald Wheeler. From 1973-1976

he was an assistant Professor at Princeton University and Stanford University, a Member of the Institute for Advanced Study IAS and was nominated an Alfred P. Sloan Foundation fellow. He collaborated with Wheeler for “Relativistic cosmology from Space platform” (ESO SP52), later reproduced in the first 10 chapters of the book “Black Holes, Gravitational Waves and Cosmology” by Rees-Ruffini-Wheeler (1974). The excerpts from ESO SP52 motivated the paper Ruffini-Wheeler “Introducing the Black Hole” (Physics Today, January 1, 1971). Soon after followed the formulation of the black hole mass energy formula (1) September 17, 1970: Christodoulou, Phys. Rev. Lett., 25 (1970) 1596; followed by 2) March 1, 1971: Christodoulou, Ruffini, Phys. Rev. D, 4 (1971) 3552; followed by 3) March 11, 1971: Hawking, Phys. Rev. Lett., 26 (1971) 1344). The final mass energy formula reads:

$$M^2 = \left(M_{irr} + \frac{e^2}{4M_{irr}} \right)^2 + \frac{L^2}{4M_{irr}^2}. \quad (3)$$

In 1972, the theoretical work on the absolute upper limit to the neutron star mass (see e.g. Rhoades, E.; Ruffini R., Maximum Mass of a Neutron Star, Phys. Rev. Lett. 32, 324 (1974) led to the identification of Cygnus X-1 as the first black hole in our Galaxy, presented at the 6th Texas Symposium, and soon after recognized with the Cressy Morrison Award (Transactions of the New York Academy of Sciences, March 1973).

At Stanford, during his collaboration on Gravity Probe B (PI F. Everitt), and following the Hulse and Taylor discovery of the first binary pulsar, Damour and Ruffini (1974) used PSR B1913+16 to test spin orbit precession in general relativity, predicting its disappearance in 2025, now under observational test (Kramer, ApJ 509, 856–860). Their work on higher order relativistic effects provided quantitative confirmation of gravitational wave emission (Taylor, Fowler, and McCulloch, 1979).

At the close of his United States period, Ruffini co-authored with Riccardo Giacconi Physics and Astrophysics of Neutron Stars and Black Holes (North Holland, 1978), a volume involving seven Nobel laureates. Internationally, he published with H. Sato in Japanese (Chuo Koron Sha, Tokyo, 1976), with Ohanian in Korean (W. W. Norton and Shin Won Agency, 2001), and founded research groups in Australia. He was the first Western astrophysicist to visit Maoist China in 1976, beginning fifty years of collaborations and joint meetings. In 1978 he returned to Italy, first in Catania, then at Sapienza as chair in theoretical physics, a position previously held by Enrico Fermi.

In Italy, Ruffini continued after 1985 to collaborate with the United States (Stanford, Space Telescope Science Institute, University of Washington), with the Vatican Observatory, and with ICTP Trieste through ICRA at Sapienza, later extending to Armenia and the Holy See with the establishment of ICRANet in 2005. He promoted continuous international data sharing, starting with the Wide Field X ray Camera for BeppoSAX. With collaborators he advanced from binary X ray sources (Gursky and Ruffini, Springer, 1975) to the establishment of the seven episode GRB supernova association in GRB 220101 (2025).

Before going to the US, Ruffini had promised Amaldi to report on Weber's gravitational wave detections, published in five PRL (1966 and 1973) without any astrophysical counterparts. The collaboration through ICRA (since 1985) and ICRANet (since 2005), with Amaldi, Fairbank, and their research groups led to advanced cryogenic detectors at 3 mK (AURIGA, NAUTILUS, EXPLORER, ALLEGRO) with higher sensitivity. No Weber events were found during thirty years of observations as reported (IGEC 2, P.R.D. 76, 102001, 2007, 2013), see also 10 papers, mainly in Phys. Rev. D, by Pia Astone et al. from 1996 up to 2013.

In conclusions, the Weber's events were due to an incorrect statistical treatment of thermal noise:

- Weber's detections were incorrect;
- a reassessment of works connected to Weber's observations is required;
- The considerations on the surface area theorem by Hawking have also to be reassessed and, in particular, the difference between this Hawking theorem and the role of the Mirr. This difference, in the meantime, has been made explicit in 1) R. Ruffini et al., Single versus the Repetitive Penrose Process in a Kerr Black Hole, Phys. Rev. Letters 134, 081403 (2025); 2) Ruffini et al., Role of the irreducible mass in repetitive Penrose energy extraction processes in a Kerr black hole, Phys Rev Research 7, 013203 (2025) and 3) Ruffini R., Zhang S., in preparation. See summary in "The Black Hole Mass-Energy Formulae".




Fig. 33. Gravitational Wave detector NAUTILUS. At the center Remo Ruffini, on his right William Fairbank, on his left Guido Pizzella.

No Weber's Gravitational Wave Signals at 10^{-3} K from 1996 to 2013 in the Criogenic Detectors AURIGA, EXPLORER, NAUTILUS, see Figs. 33,34,35.

- (1) P. Astone, M. Bassan, P. Bonifazi, P. Carelli, E. Coccia, C. Cosmelli, V. Fafone, S. Frasca, A. Marini, G. Mazzitelli, I. Modena, G. Modestino, A. Moleti, G.V. Pallottino, M.A. Papa, G. Pizzella, P. Rapagnani, F. Ricci, F. Ronga, R. Terenzi, M. Visco, L. Votano, Upper limit for a gravitational-wave stochastic background with the EXPLORER and NAUTILUS resonant detectors (Physics



Fig. 34. Gravitational Wave detector NAUTILUS. From the left to the right: Remo Ruffini, Guido Pizzella, Edoardo Amaldi.



Fig. 35. The Nautilus cryogenic detector.

Letters B 385, 1996)

- (2) P. Astone, M. Bassan, P. Bonifazi, P. Carelli, E. Coccia, C. Cosmelli, S. D'Antonio, V. Fafone, S. Frasca, Y. Minenkov, I. Modena, G. Modestino, A. Moleti, G. V. Pallottino, M. A. Papa, G. Pizzella, L. Quintieri, F. Ronga, R. Terenzi, M. Visco, Search for periodic gravitational wave sources with the Explorer detector (Physical Review D, volume 65, 022001, 2001)
- (3) P. Astone, M. Bassan, P. Bonifazi, P. Carelli, G. Castellano, E. Coccia, C. Cosmelli, G. D'Agostini, S. D'Antonio, V. Fafone, G. Federici, F. Frontera, C. Guidorzi, A. Marini, Y. Minenkov, I. Modena, G. Modestino, A. Moleti, E.

- Montanari, G. V. Pallottino, G. Pizzella, L. Quintieri, A. Rocchi, F. Ronga, R. Terenzi, G. Torrioli, M. Visco, Search for correlation between GRB's detected by BeppoSAX and gravitational wave detectors EXPLORER and NAUTILUS (Physical Review D 66, 102002, 2002)
- (4) P. Astone, D. Babusci, L. Baggio, M. Bassan, D. G. Blair, M. Bonaldi, P. Bonifazi, D. Busby, P. Carelli, M. Cerdonio, E. Coccia, L. Conti, C. Cosmelli, S. D'Antonio, V. Fafone, P. Falferi, P. Fortini, S. Frasca, G. Giordano, W. O. Hamilton, I. S. Heng, E. N. Ivanov, W. W. Johnson, A. Marini, E. Mauceli, M. P. McHugh, R. Mezzena, Y. Minenkov, I. Modena, G. Modestino, A. Moleti, A. Ortolan, G. V. Pallottino, G. Pizzella, G. A. Prodi, L. Quintieri, A. Rocchi, E. Rocco, F. Ronga, F. Salemi, G. Santostasi, L. Taffarello, R. Terenzi, M. E. Tobar, G. Torrioli, G. Vedovato, A. Vinante, M. Visco, S. Vitale, J. P. Zendri, Methods and results of the IGEC search for burst gravitational waves in the years 1997–2000, (Physical Review D 68, 022001, 2003).
- (5) P. Astone, D. Babusci, M. Bassan, P. Carelli, E. Coccia, C. Cosmelli, S. D'Antonio, V. Fafone, F. Frontera, G. Giordano, C. Guidorzi, A. Marini, Y. Minenkov, I. Modena, G. Modestino, A. Moleti, E. Montanari, G. V. Pallottino, G. Pizzella, L. Quintieri, A. Rocchi, F. Ronga, L. Sperandio, R. Terenzi, G. Torrioli, M. Visco, Cumulative analysis of the association between the data of the gravitational wave detectors NAUTILUS and EXPLORER and the gamma ray bursts detected by BATSE and BeppoSAX, (Physical Review D 71, 042001, 2005)
- (6) P. Astone, D. Babusci, L. Baggio, M. Bassan, M. Bignotto, M. Bonaldi, M. Camarda, P. Carelli, G. Cavallari, M. Cerdonio, A. Chincarini, E. Coccia, L. Conti, S. D'Antonio, M. De Rosa, M. di Paolo Emilio, M. Drago, F. Dubath, V. Fafone, P. Falferi, S. Foffa, P. Fortini, S. Frasca, G. Gemme, G. Giordano, G. Giusfredi, W. O. Hamilton, J. Hanson, M. Inguscio, W. W. Johnson, N. Liguori, S. Longo, M. Maggiore, F. Marin, A. Marini, M. P. McHugh, R. Mezzena, P. Miller, Y. Minenkov, A. Mion, G. Modestino, A. Moleti, D. Nettles, A. Ortolan, G. V. Pallottino, R. Parodi, G. Piano Mortari, S. Poggi, G. A. Prodi, L. Quintieri, V. Re, A. Rocchi, F. Ronga, F. Salemi, G. Soranzo, R. Sturani, L. Taffarello, R. Terenzi, G. Torrioli, R. Vaccarone, G. Vandoni, G. Vedovato, A. Vinante, M. Visco, S. Vitale, J. Weaver, J. P. Zendri, P. Zhang, Results of the IGEC-2 search for gravitational wave bursts during 2005, (Physical Review D 76, 102001 (2007)
- (7) P. Astone, M. Bassan, E. Coccia, S. D'Antonio, V. Fafone, G. Giordano, A. Marini, Y. Minenkov, I. Modena, A. Moleti, G. V. Pallottino, G. Pizzella, A. Rocchi, F. Ronga, R. Terenzi, M. Visco, Analysis of 3 years of data from the gravitational wave detectors EXPLORER and NAUTILUS, (Physical Review D 87, 082002, 2013)

This last paper is the most significant, highlighting the results of the overall activities.

A premonition of the activities of LIGO-Virgo was presented at our IRAP PhD and Erasmus Mundus School/Workshop, held in Les Houches from April 3 to 8, 2011, by Christian Ott. To the surprise of all the participants, he presented the new program of “blind injection” technique on an event of September 16, 2010. We found on Phys. Rev. D 95, 062002 (2017) Validating gravitational-wave detections: The Advanced LIGO hardware injection system” by a very large number of authors, implying a vast dedicated effort in this “very interesting, if true” approach. It is appropriate to recall the use of the term “interesting” by Niels Bohr, in reference to a wrong paper, this attitude was further expanded in the expression “very interesting, if true” by Eugene Wigner in Princeton (R. Ruffini 2025).

We were very surprised of the first detected observation of a GW signal on September 14, 2015 which for many reasons, in our opinion, was an injected event (see Ruffini R., 17th Italo-Korean meeting AIP Conf. Proc. 2874, 020014 (2024).

The same conclusion we reached on GW 170817 and GRB 170817A. The reason of the injected nature of GW 170817 was naturally reached by comparison with the nature of GRB 190510 (1) R. Ruffini et al., GRB 090510: a genuine short GRB from a binary neutron star coalescing into a Kerr–Newman Black Hole, ApJ Vol. 831, N. 2 (2016); see also 2) J.A. Rueda, R. Ruffini, Y. Wang, Short GRB 090510: A magnetized neutron star binary merger leading to a black hole, JHEAP, Vol. 50, 100464, (2026).

Similar conclusions appear to apply now to GRB 250114A, following the considerations in A. G. Abac et al., Testing Hawking’s Area Law and the Kerr Nature of Black Holes, Physical Review Letters 135, 111403 (2025), taking into account the 3 ICRANet papers (1) R. Ruffini et al., Single versus the Repetitive Penrose Process in a Kerr Black Hole, Phys. Rev. Letters 134, 081403 (2025); 2) Ruffini et al., Role of the irreducible mass in repetitive Penrose energy extraction processes in a Kerr black hole, Phys Rev Research 7, 013203 (2025) and 3) Ruffini R., Zhang S., in preparation).

Apart these 3 events with large signals to noise ratio, the remaining events follow the same problematic of the Weber events, which occur very often, the identification of GW template is vitiated by an inadequate analysis of thermal noise of the detectors. In addition, no astrophysical counterpart was found in the above 3 cases, nor in all the remaining cases of LIGO-Virgo-KAGRA, duplicating an inconsistency already present in Weber’s data.

Ruffini recalls that when discussing with Penrose the most recent understanding of the role of the irreducible mass, Penrose remarked that if everything were understood, then one should be able to explain the nature of quasars, a question he, Penrose, had unsuccessfully pursued for decades. Ruffini replied: yes, this can be addressed by considering a degenerate dark matter core accreting in an overdense region of our Universe (see 1) Ruffini R, Wang Y., Islands of Electromagnetic Tranquility in Our Galactic core and Little Red Dots that Shelter Molecules and Prebiotic Chemistry submitted for publication in ApJL, <https://arxiv.org/abs/2509.17484v1> and 2) Wang, Y., & Ruffini, R., Growth of High-Redshift Quasars from Fermion

42 *Remo Ruffini*

Dark Matter Seeds, submitted to JHEAP, 2025.).

References

1. Shklovsky I.S., *Supernovae*, p. 55, John Wiley and Sons Ltd, London, 1968
2. Arnett D., *Supernovae and Nucleosynthesis*, Princeton University Press, 1996
3. Vink J., *Physics and Evolution of Supernova Remnants*, Springer Cham, 2020
4. Hewish A., Bell S. J., Pilkington J. D. H., Scott P. F., Collins R. A., *Observation of a Rapidly Pulsating Radio Source*, *Nature*, 217, 709, 1968
5. Lorimer D. R.; Kramer M., *Handbook of Pulsar Astronomy*, Cambridge University Press, 2004
6. Lyne A., Graham-Smith F., *Pulsar Astronomy*, Cambridge University Press, 2012
7. Ruffini R., Sigismondi C., *Fitting the Crab Supernova with a Gamma-Ray Burst*, *Universe*, 10(7), 275, 2024
8. Ruffini R., Sigismondi C., *The Crab Nebula and the universal decay of GRBs afterglows*, 33rd Texas Symposium on Relativistic Astrophysics, Arizona State University, Tempe AZ, 2025
9. Tavani M., et al. *Discovery of Powerful Gamma-Ray Flares from the Crab Nebula*, arxiv:1101.2311, 2011
10. Ruffini R., Mirtorabi T., Wang Y., *GRB 240825A: Shortest BdHN I*, in preparation, 2025
11. Kerr R. P., *Gravitational Field of a Spinning Mass as an Example of Algebraically Special Metrics*, *Physical Review Letters*, 11, 237, 1963
12. Schmidt M., *3C 273: A Star-Like Object with Large Red-Shift*, *Nature*, 197, 1040, 1963
13. Zhang Z., Jiang L., Liu W., Ho L. C., Inayoshi K., *JWST Insights into Narrow-line Little Red Dots*, arXiv:2506.04350, 2025
14. Wang Y., Ruffini R., *Growth of High-Redshift Quasars from Fermion Dark Matter Seeds*, submitted to *Journal of High-Energy Astrophysics*, 2025
15. R. Ruffini, M. T. Mirtorabi, P. Chardonnet, C. L. Fryer, M. Hohmann, Yu Wang, *Evidence for Two SNe Type Triggering GRB 220101A: a Pair SN and a Rotating Magnetized Core Collapse SN*, arXiv:2509.06243v1 (2025).
16. Ruffini R., Wheeler J. A., *Introducing the Black Hole*, *Physics Today* 24 (1), 30–41 (1971)
17. Dyson F. J., *Search for Artificial Stellar Sources of Infrared Radiation*, *Science*, 131, 1667, 1960
18. Penrose R., *Gravitational collapse: The role of general relativity*, *Rivista Nuovo Cimento*, Series 1, Vol I (1969)
19. Landau L.D., Lifshitz E.M., *The Classical Theory of Fields*, Volume 2, 4th revised English edition, 1980
20. Christodoulou D., *Reversible and Irreversible Transformations in Black-Hole Physics*, *Phys. Rev. Lett.*, Vol. 25, No 22, 1970
21. Hawking S. W., *Gravitational Radiation from Colliding Black Holes*, *Phys. Rev. Lett.*, 26, 1344, 1971
22. Ruffini R., Prakapenia M., Quevedo H., and Zhang S., *Single versus the Repetitive Penrose Process in a Kerr Black Hole*, *Phys. Rev. Lett.* 134, 081403 (2025)
23. Ruffini R., Bianco C. L., Prakapenia M., Quevedo H., Rueda J. A., and Zhang S., *Role of the irreducible mass in repetitive Penrose energy extraction processes in a Kerr black hole*, *Phys. Rev. Research* 7, 013203 (2025)
24. Rhoades C. E., Ruffini R., *Maximum Mass of a Neutron Star*, *Phys. Rev. Lett.*, 32, 324, 1974
25. Rueda J.A., Ruffini R., and Kerr R. P., *Gravitomagnetic interaction of a Kerr Black Hole with a Magnetic Field as the Source of the Jetted GeV Radiation of Gamma-Ray Bursts*, *ApJ* 929, 56, 2022

44 *Remo Ruffini*

26. Rueda J. A., Ruffini R., *Extracting the energy and angular momentum of a Kerr black hole*, EPJ C 83, 960, 2023
27. Rueda J.A., Ruffini R., *Kerr black hole energy extraction, irreducible mass feedback, and the effect of captured particles charge*, Eur. Phys. J. C 84:1166, 2024
28. Gursky H., Ruffini R., *Neutron stars, black holes and binary x-ray sources*, Astrophysics and Space Science Library, 48, 1975
29. Ruffini R., Moradi R., Rueda J. A., Li L., Sahakyan N., Chen Y.-C., Wang Y., et al., *The morphology of the X-ray afterglows and of the jetted GeV emission in long GRBs*, Monthly Notices of the Royal Astronomical Society, 504, 5301, 2021
30. Romani R. W., Kandel D., Filippenko A. V., Brink T. G., Zheng W., *PSR J0952-0607: The Fastest and Heaviest Known Galactic Neutron Star*, ApJL, 934, L17, 2022
31. Ruffini R., Bernardini M. G., Bianco C. L., Chardonnet P., Frascchetti F., Xue S.-S., *GRB 980425, SN1998bw and the EMBH model*, Advances in Space Research, 34, 2715, 2004
32. Price D. J., *SPLASH: Interactive Visualization Tool for Smoothed Particle Hydrodynamics Simulations*, Astrophysics Source Code Library, record ascl:1103.004, 2011
33. Damour T., Ruffini R., *Quantum Electrodynamical Effects in Kerr-Newmann Geometries*, Physical Review Letters, 35, 463, 1975
34. Ruffini R., Salmonson J. D., Wilson J. R., Xue S.-S., *On the pair electromagnetic pulse of a black hole with electromagnetic structure*, Astronomy and Astrophysics, 350, 334, 1999
35. Ruffini R., Salmonson J. D., Wilson J. R., Xue S.-S., *On evolution of the pair-electromagnetic pulse of a charged black hole*, Astronomy and Astrophysics Supplement, 138, 511, 1999
36. Ruffini R., Salmonson J. D., Wilson J. R., Xue S.-S., *On the pair-electromagnetic pulse from an electromagnetic black hole surrounded by a baryonic remnant*, Astronomy and Astrophysics, 359, 855, 2000
37. Wald R. M., *Black hole in a uniform magnetic field*, Physical Review D, 10, 1680, 1974
38. Rueda J. A., Ruffini R., *On the Induced Gravitational Collapse of a Neutron Star to a Black Hole by a Type Ib/c Supernova*, The Astrophysical Journal Letters, 758, L7, 2012
39. Rueda J. A., Ruffini R., *The blackholic quantum*, The European Physical Journal C, 80, 300, 2020
40. Aimuratov Y., Becerra L. M., Bianco C. L., Cherubini C., Della Valle M., Filippi S., Li L., Moradi R., Rastegarnia, F., Rueda, J. A., Ruffini, R., Sahakyan, N., Wang, Y., Zhang, S. R., *GRB-SN Association within the Binary-driven Hypernova Model*, The Astrophysical Journal, 955, 93, 2023
41. Ruffini R., *From "introducing the black hole" (1971) to the discoveries of an alive black hole in GRB 190114C (2021) a collection of documents prepared in occasion of the 17th Italo-Korean meeting*, AIP Conf. Proc. 2874, 020014 (2024)
42. Moradi R., Rueda J. A., Ruffini R., Li L., Bianco C. L., Campion S., Cherubini C., Filippi, S., Wang, Y., Xue, S. S., *Nature of the ultrarelativistic prompt emission phase of GRB 190114C*, Physical Review D, 104, 063043, 2021
43. R. Ruffini and J. A. Wheeler, *Physics Today* **24**, 30 (1971).
44. R. Genzel and C. H. Townes, *ARA&A* **25**, 377 (1987).
45. R. Genzel, D. Hollenbach, and C. H. Townes, *Reports on Progress in Physics* **57**, 417 (1994).
46. R. Genzel, A. Eckart, T. Ott, and F. Eisenhauer, *MNRAS* **291**, 219 (1997).
47. R. Genzel et al., *Nature* **425**, 934 (2003).

48. R. Genzel, F. Eisenhauer, and S. Gillessen, *Reviews of Modern Physics* **82**, 3121 (2010).
49. GRAVITY Collaboration et al., *A&A* **615**, L15 (2018).
50. GRAVITY Collaboration et al., *A&A* **636**, L5 (2020).
51. T. Do et al., *Science* **365**, 664 (2019).
52. R. Genzel, F. Eisenhauer, and S. Gillessen, *A&A Rev.* **32**, 3 (2024).
53. M. Merafina and R. Ruffini, *A&A* **221**, 4 (1989).
54. M. Merafina and R. Ruffini, *A&A* **227**, 415 (1990).
55. J. G. Gao, M. Merafina, and R. Ruffini, *A&A* **235**, 1 (1990).
56. V. C. Rubin, W. K. Ford, Jr., and N. Thonnard, *ApJ* **238**, 471 (1980).
57. M. Persic, P. Salucci, and F. Stel, *MNRAS* **281**, 27 (1996).
58. A. Malagoli and R. Ruffini, *A&A* **157**, 293 (1986).
59. R. Ruffini, C. R. Argüelles, and J. A. Rueda, *MNRAS* **451**, 622 (2015).
60. C. R. Argüelles, A. Krut, J. A. Rueda, and R. Ruffini, *Physics of the Dark Universe* **21**, 82 (2018).
61. C. R. Argüelles, A. Krut, J. A. Rueda, and R. Ruffini, *Physics of the Dark Universe* **24**, 100278 (2019).
62. A. Krut, C. R. Argüelles, P. H. Chavanis, J. A. Rueda, and R. Ruffini, *ApJ* **945**, 1 (2023).
63. C. R. Argüelles, E. A. Becerra-Vergara, J. A. Rueda, and R. Ruffini, *Universe* **9**, 197 (2023).
64. E. A. Becerra-Vergara, C. R. Argüelles, A. Krut, J. A. Rueda, and R. Ruffini, *A&A* **641**, A34 (2020).
65. E. A. Becerra-Vergara, C. R. Argüelles, A. Krut, J. A. Rueda, and R. Ruffini, *MNRAS* **505**, L64 (2021).
66. C. R. Argüelles et al., *MNRAS* **511**, L35 (2022).
67. A. Krut, C. R. Argüelles, and P. H. Chavanis, *arXiv e-prints*, arXiv:2503.10870 (2025).
68. Valentina Crespi, Carlos R. Argüelles, Eduar A. Becerra-Vergara, Martín F. Mestre, Florian Peissker, Jorge A. Rueda, Remo Ruffini, *arXiv e-prints*, arXiv:2510.19087 (2025).
69. D. Batic, D. A. Abuhejleh, and M. Nowakowski, *European Physical Journal C* **81**, 777 (2021).
70. D. Batic, J. M. Faraji, and M. Nowakowski, *European Physical Journal C* **82**, 759 (2022).
71. K. Boshkayev and D. Malafarina, *MNRAS* **484**, 3325 (2019).
72. J. R. Oppenheimer and G. M. Volkoff, *Physical Review* **55**, 374 (1939).
73. C. R. Argüelles et al., *MNRAS* **523**, 2209 (2023).
74. C. R. Argüelles, J. A. Rueda, and R. Ruffini, *ApJ* **961**, L10 (2024).
75. S. Weinberg, *Cosmology*, Oxford University Press, 2008.
76. M. R. Blanton et al., *AJ* **121**, 2358 (2001).
77. A. D. Montero-Dorta and F. Prada, *MNRAS* **399**, 1106 (2009).
78. R. Massey, T. Kitching, and J. Richard, *Reports on Progress in Physics* **73**, 086901 (2010).
79. S. Vegetti et al., *Space Sci Rev* **220**, 58 (2023).
80. Euclid Collaboration et al., *arXiv*:2405.13491 (2024).
81. Planck Collaboration et al., *A&A* **641**, A6 (2020).
82. J. Matthee et al., *ApJ* **963**, 129 (2024).
83. P. Rinaldi et al., *arXiv e-prints*, arXiv:2411.14383 (2024).
84. Z. Zhang, L. Jiang, W. Liu, and L. C. Ho, *arXiv*:2411.02729 (2024).
85. J. Yang et al., *ApJ* **923**, 262 (2021).

86. X. Fan, E. Bañados, and R. A. Simcoe, *ARA&A***61**, 373 (2023).
87. R. Ruffini, M. Della Valle, and Y. Wang, in preparation (2025).
88. R. Ruffini and Y. Wang, in preparation (2025).
89. J. Kormendy and L. C. Ho, *ARA&A***51**, 511 (2013).
90. E. Churazov, R. Sunyaev, S. Sazonov, M. Revnivitsev, and D. Varshalovich, *MNRAS*
357, 1377 (2005).
91. J. Knödseder et al., *A&A* **441**, 513 (2005).
92. P. D. I. T. Luque, S. Balaji, and J. Silk, *Phys. Rev. Lett.* **134**, 101001 (2025).
93. Temim Tea et al., Dissecting the Crab Nebula with JWST: Pulsar Wind, Dusty Filaments, and Ni/Fe Abundance Constraints on the Explosion Mechanism, *ApJL* 968, L18, 2024.