

A Practical Solution to Systematically Monitor Inconsistencies in SBOM-based Vulnerability Scanners

Martin Rosso
martin.rosso@unipd.it
University of Padua
Padua, Italy

Alessandro Brighente
alessandro.brighente@unipd.it
University of Padua
Padua, Italy

Muhammad Asad Jahangir Jaffar
muhammad.jaffar@kineton.it
Kineton S.r.l.
Naples, Italy

Mauro Conti
mauro.conti@unipd.it
University of Padua
Örebro University
Padua, Italy, Örebro, Sweden

Abstract

Software Bill of Materials (SBOM) provides new opportunities for automated vulnerability identification in software products. While the industry is adopting SBOM-based Vulnerability Scanning (SVS) to identify vulnerabilities, we increasingly observe inconsistencies and unexpected behavior, that result in false negatives and silent failures. In this work, we present the background necessary to understand the underlying complexity of SVS and introduce SVS-TEST, a method and tool to analyze the capability, maturity, and failure conditions of SVS-tools in real-world scenarios. We showcase the utility of SVS-TEST in a case study evaluating seven real-world SVS-tools using 16 precisely crafted SBOMs and their respective ground truth. Our results unveil significant differences in the reliability and error handling of SVS-tools; multiple SVS-tools silently fail on valid input SBOMs, creating a false sense of security. We conclude our work by highlighting implications for researchers and practitioners, including how organizations and developers of SVS-tools can utilize SVS-TEST to monitor SVS capability and maturity. All results and research artifacts are made publicly available and all findings were disclosed to the SVS-tool developers ahead of time.

CCS Concepts

• **Security and privacy** → **Vulnerability scanners**; • **General and reference** → Reliability; Evaluation.

Keywords

Software Bill of Materials, SBOM, Vulnerability Detection, Software Supply-Chain Security

ACM Reference Format:

Martin Rosso, Muhammad Asad Jahangir Jaffar, Alessandro Brighente, and Mauro Conti. 2026. A Practical Solution to Systematically Monitor Inconsistencies in SBOM-based Vulnerability Scanners. In *The 41st ACM/SIGAPP Symposium on Applied Computing (SAC '26)*, March 23–27, 2026, Thessaloniki, Greece. ACM, New York, NY, USA, 15 pages. <https://doi.org/10.1145/3748522.3779717>

SAC '26, Thessaloniki, Greece

© 2026 Copyright held by the owner/author(s).

This is the author's version of the work. It is posted here for your personal use. Not for redistribution. The definitive Version of Record was published in *The 41st ACM/SIGAPP Symposium on Applied Computing (SAC '26)*, March 23–27, 2026, Thessaloniki, Greece, <https://doi.org/10.1145/3748522.3779717>.

1 Introduction

Since 2013, the Open Worldwide Application Security Project (OWASP) Top 10 project recurrently named the usage of outdated and known to be vulnerable software dependencies among their Top 10 security risks for (web) applications [20]. This is confirmed also in the 2024 Open Source Software Risks: OWASP dedicates at least four Top 10 risks to dependency-induced threats [19]. In response to these growing risks, the United States promoted the use of Software Bill of Materials (SBOM) with the 2021 US Executive Order on Improving the Nation's Cybersecurity. While the European Cyber Resilience Act (CRA) and Product Liability Directive (PLD) do not strictly mandate the use of SBOM, they explicitly confirm the manufacturers' responsibility to deliver secure (software/smart) products and to provide security updates in a timely manner throughout their lifetime – something that SBOM is promising to achieve. SBOM provides a structured way to list software components, and is thus a key technology facilitating automated vulnerability scanning via SBOM-based Vulnerability Scanning (SVS). As a result, SBOM and SVS recently gained (new) traction in academia and industry alike.

To maximize utility of this technology, it is important that researchers and practitioners understand the challenges, complexities, and limitations of SVS. In practice, however, we observe significant dissonance between domain experts and practitioners. On the one hand, the academic literature identified a “lack of maturity in SBOM tooling” and the need for “more reliable, user-friendly, standard-conformable, and interoperable enterprise-level SBOM tools” [29] to mature the technology. On the other hand, we observe how the industry and practitioners perceive SVS and SVS-tools as solution to software security and to comply with legal requirements, but underestimate the limitations of this technology [8, 17].

Our work directly targets this dissonance. First, we summarize the SVS process, highlighting key challenges and limitations and uncovering the hidden complexity of SVS-tools in an extensive Background section. Once a theoretical background is established, we shift our focus to real-world SVS-tools and how these tools operate in practice and how their limitations and shortcomings may impact an organization's perceived security in practice. To do so, we develop SVS-TEST, a methodology to experimentally test SVS-tools in realistic edge-case scenarios (i.e., attacks are explicitly not in scope). We present the utility of our solution in a case study. Evaluating a total of 7 established SVS-tools against a manually

created ground truth dataset of 16 realistic SBOMs, we observe major differences in the way that reliable SVS-tools operate and what implicit assumptions they make on the input SBOM. Our results show that in practice, SVS-tools may silently fail to lookup components from the input SBOMs, thus creating a false sense of security. This work has direct impact on SVS-tool users, developers, and the SVS community as a whole. We transparently informed SVS-tool developers of our findings resulting in prompt updates of the respective tools. We transparently make our test cases and results available in our artifact repository.¹

2 Background and Related Literature

In this section, we introduce the concept of Software Bill of Materials (SBOM), how the industry performs component identification, and present the benefits and limitations of SVS-tools.

2.1 Software Bill of Materials (SBOM)

A Bill of Materials (BOM) is a structured inventory of all components constituting a product. While the traditional BOM describes a physical product, an SBOM focuses on software and digital components. Typically, an SBOM contains metadata about the product itself, how and when the SBOM was created, and a list (or tree) of components [14] with their transitive relation in a structured machine-readable format. Two widely adopted SBOM formats exist: CycloneDX and the System Package Data Exchange (SPDX). Both are built on top of structured and machine-readable data formats, such as JSON and XML, and allow expressing various pieces of information about the product, components, or vulnerabilities (cf. BOV) and vulnerability exploitability (cf. VEX). In their latest versions, both formats are feature equivalent in terms of cybersecurity and vulnerability management, but use different vocabularies. For simplicity, we will stick to CycloneDX nomenclature.

CycloneDX², sometimes abbreviated as CDX, is a project of the OWASP Foundation started in 2017. As of writing, the latest version of the standard is 1.6. An earlier version of CycloneDX is specified in ECMA International standard ECMA-424.

System Package Data Exchange (SPDX)³ was proposed by the Linux Foundation in 2011 and is currently available in version 3.0.1. Originally developed to ensure software license compatibility of dependencies with the host project, it supports a variety of features and use cases today. An older version (2.2.1) is standardized as ISO/IEC 5962:2021.

2.2 Component Identifiers

At the heart of every SBOM is a component list. To be useful for vulnerability scanning, the U.S. National Telecommunications and Information Administration (NTIA) stipulates that every component should indicate at least a name, version, and unique identifier [14]. Both common SBOM formats, CycloneDX and SPDX, are rather permissive and allow adding components (in SPDX: *Packages*) without any identifying piece of information. Although there are multiple means to (uniquely) identify a component, only the following two are frequently used for vulnerability identification.

Common Platform Enumeration (CPE) is a U.S. National Institute of Standards and Technology (NIST) standard format to specify (software, hardware, or operating system) components [6]. A CPE is composed of multiple attributes separated by a colon (:). It usually contains a vendor name, product name, and product version. In general, attributes can be empty or hold special wildcard characters [6]. The CPE dictionary provides a list of official CPE names defining a canonical form of known product and vendor names [6]; the list is regularly updated to include new names and name changes and is publicly available [15]. For example, `<cpe:2.3:o:linux:linux_kernel:6.11>` describes Linux Kernel version 6.11. Most importantly, the National Vulnerability Database (NVD) uses CPE to match known vulnerabilities (identified by their CVE ID) to known products and platforms.

package URL (purl) is a community-driven de facto standard to reference software packages. Besides the (optional) component name and version, purl, requires information on the package manager or ecosystem (e.g., maven, pypi, or npm) a software package resides in; every purl begins with a “type” specifier (and an optional “namespace” specifier within the ecosystem). A minimal purl must contain at least a type and a (component) name. The purl `pkg:deb/debian/linux@6.11` describes version 6.11 of the Linux kernel distributed over the Debian package distribution (deb) as part of the Debian Linux Distribution.

In contrast to CPE, purl identifiers can be generated automatically using the ecosystem and component name. As a result, especially modern tools prefer purl over CPE. However, purl can only be used for software components distributed using a package manager, making it impossible to e.g., identify hardware products or source code. Besides CPE and purl, several other means to uniquely identify a software component exist, including the Software Identification Tags (SWID) specified in ISO/IEC 19770-2, the Software Hash Identifier (SWHID), or the Git Object ID (gitoid).

2.3 SBOM-based Vulnerability Scanning (SVS)

The *Common Vulnerabilities and Exposures (CVE)* project was born in 1999 to allow unique identification of known vulnerabilities by assigning each a standardized ID [12], marking the foundation of modern vulnerability databases. Today, multiple private and public vulnerability databases and vulnerability identification schemes exist. Most importantly, vulnerability databases not only track vulnerabilities, but also link them to affected products using component identifiers such as CPE or, more commonly nowadays, purl.

In a process we call *SBOM-based Vulnerability Scanning (SVS)*, a software tool (SVS-tool) processes an SBOM, extracts all components (possibly including nested relationships), and then queries vulnerability databases to determine whether known vulnerabilities are associated with any of the components. In case a vulnerability database returns a positive match, the respective component is known to be affected. In organizational setups this may automatically activate an organizational vulnerability management process.

2.4 Challenges and Limitations of SVS

While SVS may seem a solved problem on first glance, multiple challenges make automated vulnerability identification difficult

¹All artifacts available at doi:10.5281/zenodo.17921254.

²<https://cyclonedx.org/docs/>

³<https://spdx.dev/specifications>

in practice. Most notably, vulnerability identification is a continuous process: components change or get updates, as does public knowledge about vulnerabilities [25, 9]. Thus, results are not constant in time. Furthermore, multiple studies have shown that SBOM generators do not create correct and complete SBOMs [4, 30, 7, 3, 24, 16], thus limiting SVS capabilities. For example, creating correct CPE component identifiers during SBOM generation requires canonicalization of product and vendor names according to the *CPE Dictionary* – for historic reasons, the canonical names are manually selected by the *CPE Project*. Similarly, the data available in vulnerability databases are not always correct and complete [2, 13, 31] and, in addition, multiple studies show that vulnerability databases publish vulnerabilities with delay [25].

Even with perfect SBOMs and complete vulnerability databases, vulnerability identification remains challenging. Matching two CPE expressions requires evaluating logical constructs such as wildcards or empty fields [21], and some SVS-tools deviate from the official algorithm by limiting wildcard matching.⁴ Case sensitivity, version ambiguity, and the lack of a standardized versioning schema further complicate comparisons—the purl specification treats versions as “opaque strings” [23]. Since purl defines only the identifier format, not the matching logic, and SVS-tools may also diverge from official CPE rules, implementation inconsistencies are inevitable due to diverse parsers, SBOM formats, and databases.

Overall, the SVS process only returns positives results, meaning that no statement about the “security” of a product or component can be made, if the SVS-tool does not return known vulnerabilities during a lookup.⁵

2.5 Measuring Security

Numerous studies tried to analyze factors influence SVS-tool reliability, effectiveness, and by proxy the added security gain of SVS. Among others, Benedetti et al. show that unreliable quality (i.e., correctness and completeness) of an SBOM [30, 7, 29] has major impact on the vulnerability detection capabilities of SVS-tools [4]. Yu et al. [30] presented a benchmark to test and compare SBOM generators. These studies, however, focus on SBOM quality and not directly on SVS-tools. On the latter, O’Donoghue et al. showed that different SVS-tools show different results given the same input SBOM and that the same SVS-tool report different results when receiving SBOMs in a different file formats. While their results highlight the need for future studies, the authors did not systematically explore the root cause of the observed differences [16].

In general, measuring and quantifying real-world security is a long-standing and difficult problem [22, 10, 11]. Anchore Inc., creator of the Grype SVS-tool, maintains a public dataset of SVS-tool evaluation consisting of container images with corresponding ground-truth labels for expected and unexpected (true-positive and false-positive) CVE IDs [1]. However, this dataset is not based on SBOMs and aimed at a specific SVS-tool, making it unsuitable to identify differences between SVS-tool. In a different setting, Rosso et al. [26] propose a test-driven methodology based on injecting

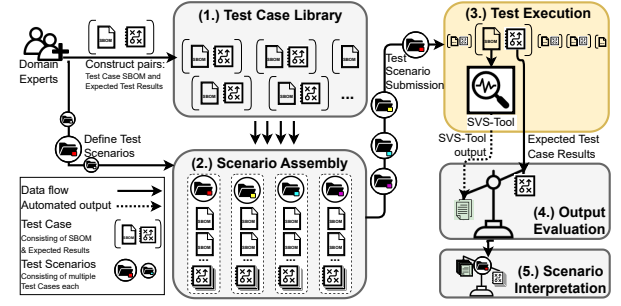


Figure 1: SVS-Tool Testing Architecture

handcrafted but realistic signals into the network security monitoring infrastructure of a (Cyber) Security Operations Center (SOC) to evaluate its operational performance under real-world conditions.

Identified Gap. As of today, no method or solution to measure, monitor, and compare the capabilities and maturity of SVS processes and tools exists. Without a method to structurally determine failure conditions of SVS-tools in realistic contexts, the unawareness of unexpected limitations and inconsistencies among SVS-tools creates a false sense of security whose extend still remains to be determined.

3 SVS-Tool Testing Solution (SVS-TEST)

In this section, we present SVS-TEST a method and solution to continuously monitor the vulnerability detection performance of SVS-tools (and later evaluate its utility in section 4). Similar to the methodology presented by Rosso et al. [26], our solution evaluates SVS-tools using specially crafted evaluation scenarios. By comparing the output (i.e., the identified vulnerabilities) against the ground truth of each test case, our solution highlights the strengths and limitations of each SVS-tool. If an SVS-tool does not return the expected results, our solution reveals which combination of input parameters is causing the unexpected or undesirable behavior.

SVS-TEST can be used by organizations building their SVS capabilities or to monitor and evaluate the maturity and coverage of existing SVS processes. It allows consumers of SVS-as-a-Service solutions (where configuration and behavior can change overnight without the customer’s knowledge) to monitor for regressions in the paid service. Furthermore, SVS-tool developers can use SVS-TEST to monitor their own product for regression.

Our solution, depicted in Figure 1, is divided into five ‘phases’: (1.) test case library, (2.) scenario assembly, (3.) test execution, (4.) output evaluation, and finally (5.) scenario interpretation.

Test Case Library. Each test case consists of two main components, i) the implementation of the test itself, usually in the form of a SBOM, and ii) a description of the expected outcome, possible in a machine-readable format (e.g., in form of a regex pattern). Test cases should include a human-readable description of the creator’s intent and a motivation for the expected outcome. In some cases, expected outcomes are expressed as a list of possible alternatives, such that an expectation is fulfilled if at least one of the alternatives is met. As an SVS-tool may refuse to process an SBOM or crash during execution, error messages or crashes are considered valid expectations when encountering edge case scenarios.

⁴<https://docs.dependencytrack.org/analysis-types/known-vulnerabilities/>

⁵Not all vulnerabilities are known, not all known vulnerabilities are tracked in vulnerability databases (e.g., public disclosure in a blog post), and technical or implementation flaws anywhere along the SVS process can lead to mismatches and thus false negatives.

The creators of new test cases should focus on real-world relevance. Inspiration for test cases can be found in real-world SBOMs (e.g., found on the Internet or produced by third-party tools), bugs and limitations identified by a SVS-tool (e.g., GitHub issues), or by trying to enumerate possible interpretation or implementation mistakes SVS-tool developers may have made. All test cases are stored in the *test case library*.

Scenario Assembly. Expert knowledge is used to design and define *scenarios* using the constructed *test cases*. In this context, a scenario is defined as a group of individual test cases that are semantically related and focus on evaluating the same general idea, concept, or feature. Test scenarios should be assembled following a fractional factorial design, so that the exact error conditions can be isolated during *scenario interpretation*. Although “incomplete” test scenarios allow drawing meaningful conclusions, test scenarios can and should be expanded with new test cases if necessary.

Each scenario should have a clearly documented expected outcome and human-readable documentation. In an organizational setting, scenario generation should be guided by organizational SVS-capabilities and needs. For example, an organization committed to SPDX SBOMs may not want to run test scenarios implemented for CycloneDX and vice versa.

Test Execution. During test execution, an SVS-tool is evaluated using all test cases (of all scenarios). To avoid confounding or confusion, test cases are submitted individually and the SVS-tool is reset after each test case. The output generated by the SVS-tool, usually a report containing all identified vulnerabilities is stored for later analysis. If the SVS-tool produces warning or error messages, these are also stored for later analysis. Additionally, storing execution timestamps is necessary for regression testing e.g., to see whether an update in the SVS-pipeline or SBOM generation process leads to a decrease in vulnerability detection capabilities. For maximum reproducibility, the exact version and configuration of the SVS-tool and a snapshot of all connected vulnerability databases and exact tool configuration and version is necessary, however, not all SVS-tools provide this information transparently. The process is repeated for all SVS-tools under test.

SVS-Output Evaluation. The stored output from the previous phase (that is, the vulnerability report or error message) is compared against the output expected for the respective test case. Using regular expressions, our solution can automatically identify whether an expectation is fulfilled or whether the output contains a warning or error message; it distinguishes between three possible outcomes:

Pass indicates that the expected output was observed, e.g., the output report includes a specific CVE ID.

Silent Failure: The expected output was not observed and no warning message related to the test case was produced. This is likely caused by the SVS-tool not supporting the tested feature or functionality, or due to a bug in the SVS-tool.

Warning: The SVS-tool produced a warning for the given test case. Human insight may be required to determine whether the warning is related to the test case, whether it identifies the error condition, and whether it contains an actionable description on how to fix the problem. If this is not the case, i.e., because the warning message is

unrelated or does not point to the specific problem, the test outcome is set to *silent fail* instead; otherwise, the outcome *warning* remains.

Please note that, in general, passing or failing a test case is not always equivalent to reporting (or failing to report) a vulnerability, but only describes whether the SVS-tool output is according to expectations. For example, when running a test case with a false positive, one expects *not* to see a specific vulnerability being reported by the SVS-tool. Similarly, a *silent failure* does not always require action, e.g., if an SVS-tool is very explicit about not supporting a specific feature used in a test scenario.

Scenario Interpretation. Finally, by evaluating all test cases of a scenario together, one can conclude on how an SVS-tool works internally or behaves when confronted with a specific scenario.

4 Case Study

To evaluate the effectiveness and utility of our solution, we compare 7 SVS-tools using 16 test cases grouped into 8 scenarios. By doing so, we not only show the need for our solution (e.g., that SVS-tools behave differently, sometimes unexpectedly) but also demonstrate how our solution can be used in practice to identify and highlight small differences with real-world impact. All implemented test cases are described in detail in Appendix A.1 and our artifact repository.

Please note that our solution merely highlights the differences between the SVS-tools; although it can be used to make direct comparisons between two or more SVS-tools, our experimental setup is not designed to rate or rank individual tools. Finding the “best” SVS-tool for an organization requires the consideration of context factors (e.g., individual requirements, preexisting tooling and processes, ...) and is not in the scope of this evaluation.

4.1 Experimental Variables and Setup

In our experiment, we define the SVS-tool (including its exact parametrization and configuration, as well as connected vulnerability databases and database version) as **independent variable**. Following our solution architecture, we execute 7 experiment runs, one for each SVS-tool with otherwise identical experimental conditions. During an experiment run, all test cases from all test scenarios are executed (see section 3). To reduce possible confounding factors to a minimum and increase reproducibility, the SVS-tool is reset after each test execution. As **outcome variable**, we record the output of each SVS-tool in response to each test case and map it to either *pass*, *silent fail*, or *warning*, as described in section 3. Despite identical conditions (by the same standardized input test cases), we anticipate seeing notable differences in SVS-tools output as **expected outcome**. Our case study is successful, if SVS-TEST proves its utility by highlighting differences between SVS-tools.

4.2 SVS-Tools

For our case study, we selected a total of 7 established SVS-tools and -services. SVS-tools were chosen to cover a wide variety of well-known tools and offers, including open source tools, commercial tools, and commercial cloud services. Four SVS-tools (Bomber, Dependency-Track, dep-scan, and Grype) are actively maintained open-source projects that can be run locally. Although the sources for snyk-cli are publicly available, the project no longer accepts

Table 1: Overview of Test Scenarios

Scenario Name	Scenario Overview	Cases
1. Component Identifier Support	Baseline to determine basic support for CPE and purl component identifiers	2
2. CPE: No Component Version	Test CPE matching compliance for version blank, wildcard (*), and not applicable (-)	3
3. purl: No Component Version	Test purl-matching behavior for purl without version information	1
4. Component Identifier Priority	Test for preferred component identifier if multiple are present (incl. order)	4
5. No Component Identifier	Test how SVS-tool behaves if no component identifier is specified in the input	1
6. purl: Non-canonical prefix	Test purl compliance to handle non-canonical (but specification compliant) purl	1
7. VEX Exploitability Data	Test whether CycloneDX VEX data is processed to suppress unrelated vulnerabilities	2
8. Invalid Input SBOM	Test invalid input SBOM with (i) out-of-order and (ii) unexpected root-level element	2

community contributions. The tool is run locally, however, the actual vulnerability lookup happens server-side on the Snyk cloud. Dependency-Track and Gripe are large projects with more than 22 and 16 million downloads respectively (measured on the docker image and GitHub releases). In contrast, Bomber is the youngest project (repository created in July 2022) with, at the time of writing, 21 releases on GitHub and around 0.25 million downloads. Lastly, we include two (closed source) commercial cloud platforms with subscription plans: FOSSA, and Vulert. For these platforms, we do not have any data on their user base or market penetration, besides what these services self-report on their respective web pages.

All 7 SVS-tools support CycloneDX SBOMs in version 1.6 and purl component identifiers. Approximately half of the SVS-tools (Dependency-Track, Gripe, FOSSA) also support CPE component identifiers. Most tools, directly or indirectly, access vulnerability data from the NVD, Google Open Source Vulnerabilities (OSV), Sonatype OSS Index, or GitHub Security Advisory (GHSA) databases. Especially commercial solutions (snyk-cli, FOSSA, and Vulert) may have additional undisclosed vulnerability sources. Table 2 specifies the exact SVS-tool versions used throughout the case study.

4.3 Test Cases and Scenarios

In total, we implemented and run 16 test cases over 8 scenarios, summarized in Table 1. Test cases are designed to highlight either unexpected behavior of a single SVS-tool on edge-cases or highlight differences between multiple SVS-tools on the same inputs. To ensure our test cases have real-world relevance, they were designed based on an examination of relevant standards and SVS-tool bug trackers. First, we analyzed the specification for CycloneDX, CPE Naming [6], CPE Name Matching [21], and purl to extract aspects that are either unexpected, believed to be prone to implementation errors, or leave room for (mis)interpretation. The test cases of Scenario 2, 3, 5, 6, and 8 are the results of this process. Secondly, we searched the public GitHub repositories of 5 SVS-tools for issues documented by the user community. Ignoring issues that we believe to describe problems specific to a single SVS-tool, we generalized the underlying error condition and created respective test cases. For

example, Scenario 8 is the result of a user describing inconsistencies based on the order of elements in a CycloneDX BOM.⁶ The same GitHub issue also inspired Scenario 4 which also evaluates element order, but applied to a different context within the SBOM. The test cases in Scenario 2, 4, 7, and 8 are the result of this process. For a more detailed rationale (including references to the respective issues), we refer the reader to Appendix A.1. An estimate of the impact and how prevalent the test cases are in the real world is provided in subsection 6.2.

4.4 Expected Evaluation Results

Following the results obtained by O’Donoghue et al. [16], we expect to see major differences between SVS-tools when given the same test case. Some SVS-tools exclusively support the purl component identifier format. If CPE *and* purl are supported, we expect that SVS-tools either always prefer one or always use both for vulnerability lookup; we expect their order within the SBOM to not have any impact (Scenario 4). We expect SVS-tools to be specification compliant to CPE and purl, especially with respect to Scenario 2 and 6 but expect differences where decisions are left to the SVS-tool (Scenario 5). We also expect to observe differences in scenarios based on inconsistent or non-standard conform SBOMs (Scenario 8) and scenarios relying on non-essential features (Scenario 7). In general, we expect SVS-tools to produce explicit warnings on error conditions, i.e., never fail silently. Our expectations are mainly driven by related literature analysis and well-documented inconsistencies in SVS-tool behavior in SVS-tool GitHub issues and in academic literature.







4.5 Experimental Execution & SVS-tool Usage



If not indicated otherwise in Table 2, we use the default configuration of the SVS-tools when submitting SBOMs for analysis. We briefly list the most important changes. Gripe has a command line option (`--add-cpes-if-none`) to enable the reconstruction of CPE component identifiers for SBOMs that do not contain component identifiers. Moreover, VEX processing must be enabled by command line argument (`--vex`). FOSSA does not perform vulnerability scanning by default; instead, vulnerability checking must be explicitly enabled for each project in the project settings; we activated “Security Scanning” with the “Default Security Policy”. We also manually activated CPE-based vulnerability lookup and changed the vulnerability filter to show all found vulnerabilities, as by default, FOSSA only reports vulnerabilities with severity ranking “high to critical”. Lastly, we enabled processing of “vulnerabilities” from SBOM files in the settings. To use snyk-cli, a (free) account is required. While Snyk offers paid plans, all our results were obtained using a free account. Regardless of the configuration, Dependency-Track does not automatically apply VEX data during SBOM import but always requires an additional manual trigger.


Following the method presented in section 3, we map all SVS-tool outputs into one of three categories: *pass*, *silent failure*, and *warning*. Due to space constraints, we describe the exact expectations for each test case in Appendix A.1. In most test cases, we expect a specific CVE-ID mentioned within the output. If the expectation value is not observed, we check for unexpected warning and error

⁶See GitHub issue dependency-track:#3445. Note that the CycloneDX specification dictates a fixed order for root-level elements.

Table 2: Overview of SVS-tool versions and configuration

SVS-Tool	Version	Config.	Cloud?
Bomber	0.5.1		
Dependency-Track	4.12.0		
dep-scan	5.4.6		
Grype	0.87.0		
snky-cli	1.1295.2		
FOSSA	4.27.43		
Vulert	2.x *		

 (some) test cases run with modified configuration.  SVS-tool is a cloud service.

 SVS-tool is an executable, but scanning is performed server-side in the cloud.

* At the time of writing, Vulert does not specify the product version publicly, however a high-ranking contact person told us to refer to it as version "2.x".

messages. We only consider warning messages that are specific to the test case, actionable, and references the affected component inside the SBOM. An accepted warning message could be "WARN: Component #1 does not have a testable component identifier". In contrast, "At least one component could not be resolved" is insufficient because it does not identify the affected components and is thus not actionable. Beware that we do not consider the correctness of the error message, we only evaluate whether it informs the user of an error condition and references the causing component in the SBOM. Log messages are not considered, as they are not presented to the user. If we neither observe the expected result nor a satisfactory warning message, we set the outcome to *silent failure*.

Example. Test case dmszq6mv (Scenario 1) evaluates purl support. It contains one component, described by a purl, that is known to be affected by CVE-2022-24434. We expect all SVS-tools to report the vulnerability. A regular expression can search the SVS-tool output for "CVE-2022-24434". Not reporting the vulnerability indicates lack of purl support of the SVS-tool. The test case is *passed* if the regular expression matches; otherwise we use another regular expression to determine the presence of any warning or error messages. If a warning or error message is present, the test case requires a manual check to ensure that the warning message is relevant and satisfies the requirements. If it does not, we set the outcome to *silent fail*. Finally, all remaining outputs are considered *silent failures* and are flagged for manual review.

5 Results of the Case Study

In this section, we provide an overview of the results obtained during our case study. For details on every test case, we refer the reader to our artifact repository. Please note that the results, summarized in Table 3, mark a snapshot in time. Since our evaluation, vulnerability databases and SVS-tools received updates. In fact, some SVS-tool were updated after we disclosed our test results to the tool vendors (see Appendix). The results in this section therefore no longer reflect the current state-of-the-art, but are primarily designed to show the utility of SVS-TEST.

Scenario 1: Component Identifier Support. In general, FOSSA, Vulert, Bomber, snyk-cli, and Dependency-Track correctly identified the target components defined in both test cases (one for CPE, one for purl), i.e., show the component in their user interface or output. However, only Dependency-Track correctly reported

the expected vulnerability affecting the specified component in both test (*pass*). snyk-cli does not support CPE component identifiers and produced an explicit *warning* message for every untested component "<Component Name> Info: component must have a purl". Even though Grype technically does support CPE component identifiers, it does not report the expected vulnerability in the CPE test case (*silent fail*). All other SVS-tools silently fail the CPE test case. Bomber, snyk-cli, FOSSA, and Vulert reported the expected vulnerability in the purl-based test case (*pass*). dep-scan and Grype did not include the expected vulnerability in their output. Manual analysis revealed that both tools do not recognize components that do not have the optional component version field⁷ specified. Extending our test case dmszq6mv accordingly, makes both tools *pass* the test (highlighted by parentheses in Table 3).

In summary, all SVS-tools pass the baseline test for purl support but only Dependency-Track passed the baseline test for CPE support. Only snyk-cli (no CPE support) generated an explicit warning for every untested component. dep-scan and Grype require an (optional) CycloneDX field to be present in the SBOM, otherwise they silently fail. Further investigation revealed that dep-scan and Grype do not directly use the purl for vulnerability search. Any version information encoded in the purl is ignored, instead the tools exclusively considers the optional CycloneDX component version field of the SBOM and silently fails if it is not present. Although FOSSA shows the CPE component identifiers extracted from the SBOM in its web interface, these are not used for vulnerability analysis. The user interface does not make it clear that CPE identifiers are not included in the vulnerability analysis. The report technically includes statistics on how many of the identified components have a purl (e.g., "[. . .] 1/2 components") but we neither consider this a warning nor explicit.

Scenario 2: Missing Component Version in CPE. SVS-tool without CPE support (see Scenario 1) also did not report the expected vulnerability in Scenario 2. Only Dependency-Track correctly reported the expected vulnerability in all three test cases (blank version/ANY, asterisk/ANY, hyphen/NA) (3x *pass*). Again, snyk-cli is the only SVS-tool that generates explicit warnings in all three test cases (3x *warning*). FOSSA reports the count of components with purl identifiers but we do not consider this an explicit warning, resulting in *silent failure* (x3). Grype successfully extracts the component from the SBOM but does not report the expected vulnerability in any of the three test cases. It *silently fails* (x2) in two occasions, though, When executed with the alternate configuration (`--add-cpes-if-none`), it returns an error message for the first test case (version blank), wrongfully claiming that the provided CPE is invalid (warning). As established in Scenario 1, Bomber, dep-scan, and Vulert do not support CPE component identifiers and *silently fail*.

Scenario 3: Missing Component Version in purl. Only Bomber, FOSSA, and Vulert report the expected vulnerability (*pass*); Dependency-Track and snyk-cli do not report the expected vulnerability, resulting in a *silent fail*. Again, Grype and dep-scan fail the original test case due to the missing CycloneDX version field but *pass* it after the adjustment (parentheses in Table 3). In summary, Dependency-Track, dep-scan, Grype and snyk-cli require optional data and

⁷https://cyclonedx.org/docs/1.6/json/#components_items_version

Table 3: Overview of Results

Scenario	Test Case	Description	Bomber	Dep-Track	dep-scan	Grype	Snyk-CLI	FOSSA	Vulert
Scenario 1	an7esfjj	CPE support	✗	✓	✗	✗	⚠	✗ ^c	✗
	dmszq6mv	purl support	✓	✓	(✓) ^a	(✓) ^a	✓	✓	✓
Scenario 2	u8h8dnoj	CPE component version blank	✗	✓	✗	⚠ ^g	⚠	✗ ^c	✗
	fayptrma	CPE missing component asterisk	✗	✓	✗	✗	⚠	✗ ^c	✗
	b5mxq45i	CPE missing component hyphen	✗	✓	✗	✗	⚠	✗ ^c	✗
Scenario 3	9a7iknu4	purl without component version	✓	✗	(✓) ^a	(✓) ^a	✗	✓	✓
Scenario 4	21b5zfps	vulnerable CPE before purl	✗	✓	✗	(✓) ^a	✗	✗	✗
	9xhb7rgj	purl before vulnerable CPE	✗	✓	✗	(✓) ^a	✗	✗	✗
	pq3cy9or	CPE before vulnerable purl	✓	✓	✓	(✓) ^a	✓	✓	✓
	5q46iw4f	vulnerable purl before CPE	✓	✓	✓	(✓) ^a	✓	✓	✓
Scenario 5	sqs4tbob	no component identifier string	✗ ^d	✗	✓	⚠ ^f	⚠	✗ ^e	✗
Scenario 6	hawmnbz	non canonical purl string	✓	✓	✓	(✓) ^a	✓	✓	✓
Scenario 7	qbqy99do	CDX VEX with no influence	✓	✓	✓	✓	✓	✓	✓
	0vo0efli	CDX VEX to suppress vuln.	✗	✓	✗	⚠	✗	✗ ^b	✗
Scenario 8	omwcmwv1	Out of order BOM segments	✗	✗	✗	✗	✗	✗	✗
	3fvslnon	Invalid root-lvl BOM segment	✗	✓	✗	✗	✗	✗	✗

✓: The expected outcome was observed (e.g., vulnerability was reported suppressed as expected). ⚠: Explicit warning or error message observed. ✗: Silent failure, i.e., the expected outcome was not observed. (): Test fails due to unrelated incompatibility but the test passes once fixed. ^a: Test fails when the component version is not explicitly set in an optional CycloneDX field, passes once set. ^b: Tool recognizes presence of VEX but does not suppress the respective vulnerability. ^c: Tool extracts components successfully including CPE, but the expected vulnerability is not reported. ^d: The Tool failed to extract components from the SBOM and therefore was unable to report the expected vulnerability. ^e: Components were extracted successfully, but the tool did not report the expected vulnerability. ^f: The Tool supports CPE (re)construction from SBOM data but does not report the expected vulnerability. ^g: The input CPE is incorrectly marked as invalid.

silently fail if not present (dep-scan and Grype: CycloneDX component version field; Dependency-Track and snyk-cli: version information within the purl component identifier).

Scenario 4: SBOM Parser and Component Identifier Order. Only Dependency-Track correctly reports the vulnerability in all four cases, regardless of whether the vulnerable component is expressed in purl or CPE and regardless of the order within the BOM file (4x *pass*). As Bomber, dep-scan, snyk-cli, FOSSA and Vulert do not support vulnerability lookup of CPE component identifiers, they only report the expected vulnerability in the two purl cases (2x *silent fail*, 2x *pass*). Again, Grype does not report any of the expected vulnerabilities if the optional CycloneDX component version field is not set. This scenario also showed that Grype uses the purl from the SBOM to report affected components to the user. In general, the order of the component identifiers had no impact on any SVS-tool.

Scenario 5: Missing Component Identifier. When no component identifier is provided, only dep-scan reports the expected vulnerability in Scenario 5 (*pass*). Two SVS-tools show an explicit warning. snyk-cli explicitly lists all untested components (error message described in Scenario 1). Grype also prints a *warning* message “WARN attempted CPE search on <component name>” along with the suggestion to re-run the analysis with the `--add-cpes-if-none` commandline flag.⁸ The other SVS-tools fail silently.

Scenario 6: Non-canonical purl protocol prefix. All SVS-tools correctly process the non-canonical purl string, in compliance with

the purl specification. As established previously, Grype only passes if the optional CycloneDX version field is set (otherwise: *silent fail*).

Scenario 7: VEX Exploitability Analysis. All SVS-tools report the expected vulnerability in the baseline case (i.e., all *pass*). Only Dependency-Track correctly suppressed the vulnerability based on the associated VEX data in the second test case (*pass*). Most other SVS-tools ignore the attached VEX data and keep reporting the now unexpected (because suppressed) vulnerability (*silent fail*). Grype shows an explicit *warning*: “unable to find matches against VEX sources” because it does not support the CycloneDX VEX format. FOSSA acknowledges the presence of VEX data in the user interface but does not utilize it. When using the data export feature, all VEX data from our test case were overwritten, thus we consider this a *silent fail*. All remaining tools also *silently fail*.

Scenario 8: Non-Conforming BOM Segments. When confronted with the (malformed) BOM segments out-of-order test case, all tools reported the “unexpected” vulnerability without any warning (*silent fail*). On the second test case (unexpected root-level element), only Dependency-Track rejected the malformed BOM with the *warning*: “The uploaded BOM is invalid, schema validation failed”. All other SVS-tools also *silently failed* the second test case.

6 Discussion

In our case study, we have shown the utility and practical applicability of SVS-TEST using it to find notable differences between SVS-tools, highlight conditions that lead to unexpected SVS-tool output, and to identify bugs in SVS-tool.

⁸Even with the altered command, Grype does not report the expected vulnerability.

6.1 Interpretation of Experimental Results

Most SVS-tools only support purl and, if no purl is specified, SVS-tools show unexpected behavior. Many SVS-tools do not even recognize components without a (purl), effectively resulting in silently deleting components from the input. Some SVS-tools can process CPE identifiers, but only use them for vulnerability scanning as a last resort (e.g., Grype). Only Dependency-Track always utilizes all specified identifiers for vulnerability analysis. In general, our study showed that even if SVS-tools correctly extracted a component and shows it in the user interface, this does not imply that the component was included in the vulnerability scanning process. Thus, the information presented on screen may inaccurately reflect the coverage of the security analysis on the SBOM. Interestingly, some tools require a purl but do not use it directly for vulnerability scanning. Grype relies on its internal “grype-db” (a processed aggregation of public vulnerability data) and constructs queries from the component name and version in CycloneDX fields, rather than those in the purl. To the best of our knowledge, Grype only uses the *type* field from the purl to identify the software ecosystem. Thus, it can detect vulnerabilities only if the relevant CycloneDX fields and a purl are correctly set, but it does not depend on purl correctness beyond its type. This consistent yet poorly documented behavior is also observed in dep-scan.

The only tool to successfully reconstruct the missing component identifier (in this case, a CPE) from the available BOM data, perform a vulnerability scan, and then report the expected vulnerability (see Scenario 5) was dep-scan. Grype and snyk-cli returned warning messages when components were excluded from the vulnerability analysis, e.g., because of missing or unsupported component identifiers. All other SVS-tools silently failed again, creating a false sense of security. This is especially relevant for projects including hardware components as these cannot be expressed in purl.

Only Bomber, FOSSA, and Vulert correctly reported the expected vulnerability when the purl lacked a version (Scenario 3), while Dependency-Track, dep-scan, and snyk-cli silently failed. Since purl (unlike CPE [21]) does not define a matching strategy, each SVS-tool implements its own. Grype always relies on the version field and never performs lookups without it. Overall, the behavior across SVS-tools is inconsistent; tools may choose to skip lookups to reduce false positives or treat missing versions as wildcards to avoid false negatives, but such policies should be clearly documented. snyk-cli is the only SVS-tool that reliably showed warning messages when SBOM components lacked the information necessary to perform the vulnerability scan. Other SVS-tools mostly fail silently without explicit warning to the user. This has serious reliability implications, as developers and organizations cannot rely on the completeness of the results obtained from the SVS-tool. We recommend SVS-tools to fail explicitly with appropriate warning messages.

FOSSA lists all components found in an SBOM, with their CPE, purl, and version (from the optional component version field), but vulnerability lookup is only performed on components with a purl. The user interface does not clarify that not all the information displayed on screen is used for vulnerability identification, thus potentially creating a false sense of security. Although the behavior is consistent, we consider it peculiar and unexpected.

Grype depends on the optional component version field and cannot extract components from the SBOM if it is unset. The authors found this behavior unexpected and suggest issuing a warning. Developer feedback confirmed that Grype uses CPE only as a fallback and that our test failures were due to a now-fixed bug. In one case, Grype incorrectly warned about a malformed CPE, which we consider a bug. No SVS-tool had issues with noncanonical purl strings in Scenario 6 (Grype failed only due to the missing version), and in Scenario 8 all SVS-tools processed a non-conform CycloneDX BOM without warnings. Although element order should not affect processing, such BOMs are technically invalid; yet no tool issued warnings. An open GitHub issue (dependency-track#3445) reports a related silent failure in Dependency-Track.

Finally, different SVS-tools report different vulnerability identifiers for the same vulnerability. For example, snyk-cli usually refers to vulnerabilities using their own “SNYK” ID, even if a CVE ID is known and established. Similarly, other SVS-tools preferred to report GitHub GHSA IDs.

6.2 Assessment on Real-World Impact

During our experimental evaluation, we discovered unexpected behavior and bugs in commonly used flagship SVS-tools. Although our test cases are artificial, they are all inspired by real-world problems. In this section, we perform a preliminary analysis of publicly available SBOMs to show that these are not just “theoretical” problems but that the underlying conditions that trigger unexpected SVS-tool behavior already occur in real-world SBOMs. Thus, in this section, we analyze the 2024 *Wild SBOM* dataset [27], the largest public collection of its kind, featuring “over 78 thousand unique SBOM files” from “over 94 million repositories” [27] published by Soeiro et al. as research artifacts to their original work [28]. Using the dataset, we identify 772 occasions of CPE strings with mixed usage of blank and wildcard values and 7 occurrences of hyphen within a CPE (Scenario 2). The dataset also features numerous components with (valid) purl strings without a specified version (Scenario 3) [27]. We did not observe any non-canonical purl string as described in Scenario 6 within the *Wild SBOM* dataset. Considering that purl strings are likely machine generated, it is unlikely to see non-canonical prefixes in the wild today, even if the specification allows it. That being said, an earlier version of the purl spec did explicitly use the non-canonical prefix. Although VEX is actively used in production, e.g., by Cisco, we did not find a CycloneDX VEX in the *Wild SBOM* dataset. We did, however, find 7 SBOMs using the CycloneDX *vulnerability* section – the same section in which VEX data would be located. We provide further details in Appendix A.1.

In addition to the publicly available SBOMs [27], we also analyzed 4 CycloneDX (JSON) BOMs provided to us by a large European company (ca. 1000 employees, ca. 0.3 billion Euro annual revenue). The company confirmed that the shared SBOMs were created by two distinct state-of-the-art commercial service providers that offer vulnerability detection and dependency analysis as a service. Again, our analysis revealed multiple issues with these SBOMs. In multiple BOMs, we found out-of-order root elements, i.e., we frequently discovered the *metadata* section at the end of the document (cf. Scenario 8). Furthermore, we observed semantic

issues in the metadata, for example, the CycloneDX 1.5 *manufacturer* field is supposed to hold information on the manufacturer of the analyzed product described in the BOM but we found information on the service provider creating the BOM instead. In few occasions, the metadata specified a natural person as the author of the SBOM. This makes us believe that SBOMs were likely machine generated but manually modified afterwards, possibly as part of the provided vulnerability detection service. In more than 100 occasions, we found components declared without any component identifier (Scenario 5), although all the data required to construct a CPE (i.e., vendor name, component name, and component version) were present in all instances. These results show that most (though not all) of our test cases occur in real-world scenarios, albeit with varying likelihood. The (realistic) assumption that most SBOMs are machine generated does not allow to make general statements on the completeness or “quality” of SBOMs in the real-world. Even SBOMs generated by dedicated tools or commercial security service providers are affected by these issues. We further expect a large hidden figure of low-quality or flawed SBOMs not usually accessible to researchers e.g., due to NDAs or enterprise policies.

6.3 Implications for Practitioners & Researchers

Our solution (SVS-TEST) and our evaluation results have direct implications for practitioners who actively use SVS-tools in practice, as well as SVS-tool developers. Prior research uncovered that SVS performance depends on compatibility and quality of the generated SBOMs. In this work, we have shown that these incompatibilities often result in the silent failure of SVS-tools and that multiple SBOMs in the wild meet the identified error conditions. To ensure the orderly execution of an organizational SVS process, practitioners should investigate the compatibility between their generated SBOMs and SVS-tools and whether their SVS-tools are affected by silent failure conditions. In particular, our results showed that many SVS-tools require optional CycloneDX fields to operate, do not operate on components without a purl, and do not properly communicate the scope of their vulnerability scan to the user. We believe that our findings have significant impact on organizational SVS processes, though we also believe that most practitioners are not aware of the identified limitations.

Implications for SVS-Tool Users. Our solution SVS-TEST provides practitioners with the means to implement custom test cases to evaluate whether their SVS process is affected by silent failures and thus provides organizations with means to obtain clarity on their SVS capability and maturity. This is especially useful, as we have reason to believe that most organizations do not have accurate estimates on the capability, coverage, and maturity of their SVS activities (i.e., which components of their products are scanned and which are not). SVS-TEST helps organizations estimate the coverage of their SVS process organizations, which is a fundamental requirement for decision making. In organizational settings with an external service provider (SVS-as-a-Service), SVS-TEST provides organizations with means to monitor the delivered service. Our results also have direct impact on organizations working with hardware components, e.g., manufacturers of hardware, or of embedded, IoT, or smart devices. As these components cannot be expressed in purl, affected organizations must choose SVS-tools that not only

support CPE component identifiers, but also remain operational in the absence of a purl.

Implications for SVS-Tool Developers. On multiple occasions, we observed silent failures of SVS-tools. In a security context, where the absence of positive results does not allow any conclusions, silent failures are impermissible. We believe that failures should be explicit (i.e., *not* silent) and that SVS-tools should provide their users with means to verify correct execution. For example, SVS-tools could identify the number of components in the input SBOMs, track which components were used during vulnerability discovery, and report any mismatch. Ideally, warning messages should contain a clear identification of any component in the SBOM that was not included in the vulnerability identification phase, as well as information why. Example: “Component <bomRef> excluded: no purl”. While implementing explicit notifications does not improve the capability of an SVS-tool, it provides all SVS-tool users with means to monitor and improve their SVS process. Furthermore, we believe that SVS-tools should be more explicit about their assumption and failure conditions. We did not find explicit documentation on which component data is required for the SVS-tool for the vulnerability identification process for any of the tested SVS-tools. SVS-tool developers can easily address this shortcoming by updating their documentation. Finally, we have shown that SVS-TEST is successful in identifying real-world bugs and regressions. SVS-tool developers can utilize our method to create their own battery of tests to check for regression in new releases. It is difficult to estimate how many organizations (or people) were affected by our findings, thus the exact security impact remains unknown. Considering that SVS-tools are used by multiple million users or organizations for multiple projects with thousands of components each, even a small bug may have significant real-world impact. The possible impact scales drastically when consumer products are involved (e.g., IoT and smart devices). In these cases, an unrecognized security issue may (unnecessarily) put millions of customers across the entire globe at risk. Our analysis showed that SBOMs causing these types of silent failures exist in the real-world. Considering that we also found multiple indicators of regression in public SVS-tool GitHub issue trackers, we believe that SVS-tool developers and the SVS community as a whole would collectively benefit from such efforts.

Implications for Researchers. Our results show that, in practice, SVS-tool behavior may deviate from expectations when given seemingly normal SBOMs. While performed an initial impact estimation based on public SBOMs in the wild, further research is necessary to quantify the real-world impact in practice. When studying an organization’s security management process, researchers can use SVS-TEST to measure and study the differences between the expected component coverage and the coverage actually achieved by the SVS process. Because SVS-TEST is designed around tests against a ground-truth, it enables researchers to develop experiments to measure the impact of false-negatives on organizational security, something that is otherwise difficult to study in a real-world context. Furthermore, SVS-TEST allows researchers to study the actionability and user-friendliness of SVS-tools, their vulnerability reports, and error messages – especially because prior research identified the lack in usability as a limiting factor to SBOM adoption [5, 18, 16, 8].

6.4 Ethical Considerations & Disclosure Process

SVS-TEST highlights limitations in vulnerability detection in SVS-tools. As such, our results do not directly threaten the cybersecurity of any organization or SVS-tool and do not require vulnerability disclosure. We contacted all involved SVS-tool developers prior to the submission and independently disclosed all our findings related to their respective SVS-tool. If the email address of key personnel was not known from a prior exchange, we searched for a dedicated contact email address or identified the project lead or maintainer of the GitHub repository. In multiple occasions, we opened support tickets on GitHub, most of which were already addressed by the SVS-tool developer by the time of writing. An overview of disclosed bugs and feedback is available in the Appendix.

7 Conclusion

We presented SVS-TEST, a solution to systematically monitor and evaluate SVS-tool behavior and to practically determine capabilities, maturity, and failure conditions of SVS-tools in a real-world environment. By sharing this tool with researchers and practitioners, we address an open research gap [16, 18, 5]. We showed the utility of SVS-TEST in a case study by identifying multiple failure conditions and bugs in real-world SVS-tools. We showed that SVS-TEST is capable of identifying inconsistencies, unexpected behavior, and bugs and contributed to improving SVS maturity as a whole. Due to its customizability, SVS-TEST can be used by researchers and practitioners alike, e.g., to monitor SVS capabilities and maturity in organizations or in SVS-tool development. Further work may explore means to automate scenario and test case creation and evaluation. While we have shown that even established SVS-tools produce unexpected results in response to valid SBOMs, more work is necessary to quantify the impact and likelihood.

Acknowledgments

The project is funded in equal parts by the University of Padua and VIMAR S.p.A. under project “AISec4IoT”. We thank the commercial SVS-tool vendors who provided us with a free license. For the purpose of open access, a CC BY 4.0 public copyright license is applied to any Author Accepted Manuscript arising from this submission. Author contribution statements “CRediT” available (see Appendix).

References

- [1] Anchore Inc. Vulnerability-match-labels. (Sept. 21, 2022). Retrieved Feb. 15, 2025 from <https://github.com/anchore/vulnerability-match-labels>.
- [2] Afsah Anwar, Ahmed Abusnaina, Songqing Chen, Frank Li, and David Mohaisen. 2022. Cleaning the NVD: comprehensive quality assessment, improvements, and analyses. *Trans. on Dependable and Secur. Comput.*, 19. doi:10.1109/TDSC.2021.3125270.
- [3] Musard Balliu et al. 2023. Challenges of producing software bill of materials for java. In vol. 21. (Nov. 2023). doi:10.1109/msec.2023.3302956.
- [4] Giacomo Benedetti, Serena Cofano, Alessandro Brighente, and Mauro Conti. 2025. The impact of sbom generators on vulnerability assessment in python: a comparison and a novel approach. arXiv: 2409.06390 [cs. SE].
- [5] Tingting Bi, Boming Xia, Zhenchang Xing, Qinghua Lu, and Liming Zhu. 2024. On the way to sboms: investigating design issues and solutions in practice. *Trans. on Softw. Eng. and Methodol.*, 33, (June 2024). doi:10.1145/3654442.
- [6] Brant A. Cheikes, David Waltermire, and Karen Scarfone. 2011. Common Platform Enumeration: Naming Specification Version 2.3. NIST Interagency Report 7695. (Aug. 19, 2011). doi:10.6028/NIST.IR.7695.
- [7] Andreas Halbritter and Dominik Merli. 2024. Accuracy evaluation of sbom tools for web applications and system-level software. In *Int. Conf. on Avail., Reliab. and Secur.* Vol. 13. doi:10.1145/3664476.3670926.
- [8] Stephen Hendrick. 2022. Software Bill of Materials (SBOM) and Cybersecurity Readiness. Tech. rep. The Linux Foundation. (Jan. 2022). Retrieved Dec. 12, 2024 from <https://www.linuxfoundation.org/research/the-state-of-software-bill-of-materials-sbom-and-cybersecurity-readiness>.
- [9] Yi Wen Heng, Zeyang Ma, Haoxiang Zhang, Zhenhao Li, and Tse-Hsun (Peter) Chen. 2024. Discovery of timeline and crowd reaction of software vulnerability disclosures. arXiv: 2411.07480 [cs. SE].
- [10] Wayne Jansen. 2009. Directions in Security Metrics Research. Tech. rep. NIST Interagency Report 7564. Retrieved Dec. 18, 2024 from <https://nvlpubs.nist.gov/nistpubs/legacy/ir/nistir7564.pdf>.
- [11] Arina Kudriavtseva and Olga Gadyatskaya. 2024. You cannot improve what you do not measure: a triangulation study of software security metrics. In *Symposium on Applied Computing*, 1223–1232. doi:10.1145/3605098.3635892.
- [12] David E. Mann and Steven M. Christey. 1999. Towards a Common Enumeration of Vulnerabilities. Tech. rep. MITRE. (Jan. 8, 1999). Retrieved Oct. 8, 2025 from <https://www.cve.org/Resources/General/Towards-a-Common-Enumeration-of-Vulnerabilities.pdf>.
- [13] Dongliang Mu, Alejandro Cuevas, Limin Yang, Hang Hu, Xinyu Xing, Bing Mao, and Gang Wang. 2018. Understanding the reproducibility of crowd-reported security vulnerabilities. In *27th USENIX Security Symposium*. (Aug. 2018). <https://www.usenix.org/conference/usenixsecurity18/presentation/mu>.
- [14] National Telecommunications and Information Administration (NTIA). 2021. The Minimum Elements For a Software Bill of Materials (SBOM). (July 12, 2021). Retrieved Feb. 11, 2025 from https://www.ntia.doc.gov/files/ntia/publications/sbom_minimum_elements_report.pdf.
- [15] NIST CPE Project. Official CPE dictionary. Retrieved Oct. 10, 2025 from <https://nvd.nist.gov/products/cpe>.
- [16] Eric O'Donoghue, Brittany Boles, Clemente Izurieta, and Ann Marie Reinhold. 2023. Impacts of software bill of materials (sbom) generation on vulnerability detection. In *Softw. Supply Chain Offens. Res. and Ecosyst. Def.* (Nov. 2023). doi:10.1145/3689944.3696164.
- [17] Onekey GmbH. 2025. IoT & OT Cybersecurity Report. Retrieved Dec. 12, 2025 from <https://www.onekey.com/resource/iot-ot-cybersecurity-report-2025>.
- [18] Wataru Otda, Tetsuya Kanda, Yuki Manabe, Katsuro Inoue, and Yoshiki Higo. 2024. Sbom challenges for developers: from analysis of stack overflow questions. In *Softw. Eng. Res., Manag. and Applic.* doi:10.1109/SERA61261.2024.10685624.
- [19] OWASP. 2024. Top 10 open source software risks. (2024). Retrieved Jan. 27, 2025 from <https://owasp.org/www-project-open-source-software-top-10/>.
- [20] OWASP. 2013. Top 10 web application risks. (2013). Retrieved Feb. 10, 2025 from <https://github.com/OWASP/Top10/tree/master/2013>.
- [21] Mary Parmelee, Harold Booth, David Waltermire, and Karen Scarfone. 2011. Common Platform Enumeration: Name Matching Specification Version 2.3. NIST Interagency Report 7696. (Aug. 19, 2011). doi:10.6028/NIST.IR.7696.
- [22] Shari Lawrence Pfleeger and Robert K Cunningham. 2010. Why measuring security is hard. *IEEE S&P*, 8, (July 2010). doi:10.1109/msp.2010.60.
- [23] 2017. Purl specification. (Nov. 11, 2017). Retrieved Oct. 9, 2025 from <https://github.com/package-url/purl-spec>.
- [24] Md Fazle Rabbi, Arifa Islam Champa, Costain Nachuma, and Minhaz Fahim Zibran. 2024. Sbom generation tools under microscope: a focus on the npm ecosystem. In *Symposium on Applied Computing*. doi:10.1145/3605098.3635927.
- [25] Luis G. A. Rodriguez, Julia Salvatici Trazzi, Victor Fossaluza, Rodrigo Campiolo, and Daniel Macêdo Batista. 2018. Analysis of vulnerability disclosure delays from the national vulnerability database. In *Segur. Cibernet. em Dispos. Conectados*. <https://sol.sbc.org.br/index.php/wscdc/article/view/2394>.
- [26] Martin Rosso, Michele Campobasso, Ganduulga Gankhuyag, and Luca Alodi. 2022. Saibersoc: a methodology and tool for experimenting with security operation centers. *ACM DTRAP*, (Feb. 2022). doi:10.1145/3491266.
- [27] Luis Soeiro, Thomas Robert, and Stefano Zacchiroli. Replication package for wild sboms: a large-scale dataset of software bills of materials from public code. Zenodo. doi:10.5281/ZENODO.14250102.
- [28] Luis Soeiro, Thomas Robert, and Stefano Zacchiroli. 2025. Wild sboms: a large-scale dataset of software bills of materials from public code. In Press. (2025). arXiv: 2404.17955 [cs. SE].
- [29] Boming Xia, Tingting Bi, Zhenchang Xing, Qinghua Lu, and Liming Zhu. 2023. An empirical study on software bill of materials: where we stand and the road ahead. In *Int. Conf. on Softw. Eng.* Vol. 45. doi:10.1109/icsc48619.2023.00219.
- [30] Sheng Yu, Wei Song, Xunchao Hu, and Heng Yin. 2024. On the correctness of metadata-based sbom generation: a differential analysis approach. In *Int. Conf. on Dependable Syst. and Netw.* (June 2024). doi:10.1109/dsn58291.2024.00018.
- [31] Siqi Zhang, Minjie Cai, Mengyuan Zhang, Lianying Zhao, and Xavier de Carné de Carnavalet. 2023. The flaw within: identifying cvss score discrepancies in the nvd. In *Int. Conf. on Cloud Comput. Technol. and Sci.* (Dec. 2023). doi:10.1109/cloudcom59040.2023.00039.

A Appendix

Appendix available from the artifact repository.

A.1 Test Case Details

In this section, we provide details on the most relevant characteristics of each test case, including their motivation and an initial assessment on how common or prevalent these edge cases are in real world BOMs. Please find test case implementations in our artifact repository.

In most cases, we expect the SVS-tool to report a specific vulnerability in response to the test case. In such cases we specify the CVE referencing the expected vulnerability, however during the test any equivalent identifier referencing the same vulnerability is accepted. When an SVS-tool does not show the expected behavior, we consider this a *silent failure* unless the SVS-tool shows an explicit info or warning message to the end user stating that test results may be incomplete due to an error condition. To consider a warning message satisfactory, we require it to be actionable and clearly reference the affected component inside the BOM. An example for an accepted warning message is “WARN: Components #1, #2, #9 do not have a testable component identifier”. In contrast, a warning message such as “At least one component could not be resolved” is not actionable as it does not help identify which component is affected and what caused the problem. We also consider faulty error messages, as long as they correctly reference the affected data field in the affected component.

Test Case an7esfjj (Scenario 1):

Summary CPE support in the SBOM.

Description This test case features a valid CPE with an attribute `<cpe:2.3:a:vendor:component:version:*. . . .>`. The described component (npm) dicer in these test cases is affected by CVE-2022-24434.

Rationale There are several types of identifiers, but the two most widely used are CPE and purl. However, not all SVS-tools support every type of identifier; in fact, some SVS-tools do not support CPE. Motivation Because the purl specification does not support hardware components, especially BOMs for embedded and IoT platforms opt for CPE component identifiers. For example, the Open-source Espressif IDF SBOM generator tool⁹ solely focuses on CPE component identifiers.

Expectation We expect that all SVS-tool pass the test case by reporting the expected vulnerability CVE-2022-24434. Alternatively, we expect SVS-tools that do not support CPE component identifiers to explicitly warn the user that the component in our test case was not scanned for known vulnerabilities because no supported component identifier was found.

Test Case dmszq6mv (Scenario 1):

Summary purl support in the SBOM.

Description This test case features a valid purl with an attribute `<pkg:type/name@version>`. The described component (npm) dicer in these test case is affected by CVE-2022-24434.

Rationale The two most commonly used identifiers are CPE and purl. However, not all SVS-tools support both. Some tools work only with purl, while others can handle both purl and CPE.

Motivation We use SBOMs that include purl identifiers; examples of such SBOMs can be found in the CycloneDX BOM-Examples

GitHub repository. A well-known SBOM-generating tool Syft produces SBOMs that include both purl and CPE identifiers. Examples of SBOMs generated by Syft for Docker Hub container images are available in their GitHub repository.

Expectation These are simple test cases; therefore, we expect that a SVS-tool utilizing purl identifiers for vulnerability matching should correctly identify and report the expected vulnerability, in our case it is CVE-2022-24434.

Test Case u8h8dnoj (Scenario 2):

Summary CPE component version left blank.

Description This test case features a valid CPE with a blank version attribute `<cpe: . . . :. . .>`. The described component (npm) dicer in these test cases is affected by CVE-2022-24434.

Rationale SBOM generators may not always be able to accurately determine the exact version of a component. During the generation process, internal null values may be serialized as empty strings, or alternatively represented using the special “*” symbol. Both approaches are valid and commonly observed in practice. In fact, we identified a total of 772 CPE entries with blank and asterisk version fields within the *Wild SBOM* dataset [27].

Motivation The CPE specification clearly states that blank values are to be interpreted as logical ANY [6] and must always match [21]. To produce better results, SVS-tools do not implement CPE-matching exactly as specified in the standard [21]. In fact, several tools implement a custom variation of the matching algorithm; for example, fuzzy matching is used in Dependency-Track, as discussed in Discussion #2983, while Gripe provides configurable matching behavior as mentioned on their GitHub repository. Furthermore, there are multiple instances of flawed implementations across various SVS-tools, such as the case in Dependency-Track GitHub Issue #2894.

Expectation We expect all SVS-tools to correctly process CPEs with an empty version string. We consider a test passing, if the SVS-tool reports the expected vulnerability known as CVE-2022-24434. If the SVS-tool does not report the expected vulnerability but also does not explicitly inform the user about possible error states, we consider this a silent failure. Examples for accepted warning messages are “Error processing CPE for component X”, or “Component Y: Invalid CPE” (even though the CPE is standard conform).

Test Case b5mxq45i (Scenario 2):

Summary CPE with component version as a hyphen.

Description This test case features a valid CPE with a hyphen in the version attribute `<cpe: . . . :-. . .>`. The described component (npm) dicer is affected by CVE-2022-24434.

Rationale SBOM generators may produce CPE entries containing a hyphen (“-”) to indicate special value “Not Applicable (NA)”. This value shall only be used if the respective CPE attribute does not have any meaningful value e.g., the language attribute does not have any meaningful value for a hardware product. An example of this issue was highlighted in the GitHub Issue #481, where a user reported that their SBOM included a CPE entry with a hyphen. However, using “NA” as a component version in an identifier is not meaningful; it only makes sense when specifying affected versions in a vulnerability database.

Motivation The CPE specification clearly states that hyphen values are to be interpreted as logical NA [6]. We identified a total of 7

⁹Espressif is a large manufacturer for microcontrollers used in IoT

CPE entries with hyphens in the <CPE> attributes, within the *Wild SBOM* dataset [27].

Expectation We expect all SVS-tools to correctly process CPEs with a hyphen version string. We consider a test passing, if the SVS-tool reports the expected vulnerability, CVE-2022-24434. If the SVS-tool does not report the expected vulnerability but also does not explicitly inform the user about possible error states, we consider this a silent failure. Examples for accepted warning messages are “Error processing CPE for component X”, or “Component Y: Invalid CPE” (even though the CPE is standard conform).

Test Case fayptrma (Scenario 2):

Summary CPE component version with a asterisk.

Description This test case features a valid CPE with an asterisk in the version attribute <cpe: . . . :*: . . . >. The component described as (npm) dicer in these test cases is affected by CVE-2022-24434.

Rationale Identical to the test case u8h8dnoj.

Motivation The CPE specification clearly states that asterisk values are to be interpreted as logical ANY [6] and must always match [21]. Syft can produce CPEs with asterisks, as * means ANY. This can lead to false positives; one such issue was highlighted in Syft GitHub Issue #396.

Expectation Identical to the test case u8h8dnoj.

Test Case 9a7iknu4 (Scenario 3):

Summary The version specifier is absent from the purl.

Description This test case features a purl without the version in the purl string <pkg:ecosystem/package>. The component described as (npm) dicer in this test case is affected by CVE-2022-24434.

Rationale The version field in a purl is considered optional, as specified in the purl specification. We identified 22 320 purl entries without version information in the *Wild SBOM* dataset [27], one of the largest publicly accessible databases of SBOMs.

Motivation The purl specification states that the version field is optional, while the scheme, type, and name are required fields. We observed a Dependency-Track GitHub Issue #1115 where such scenarios exist for SVS-tools, where it can be put to scan purls without the version fields.

Expectation We expect that all SVS-tools that support purl will process purl without the version field, and report the expected vulnerability, which in our case is CVE-2022-24434. If the SVS-tool fails to report the expected vulnerability and does not explicitly inform the user of a potential error, we consider it a silent failure. Acceptable warning messages include “Error processing PURL for component X” or “Component Y: Invalid PURL”.

Test Case 21b5zfps (Scenario 4):

Summary SBOM with two identifiers for a component, where vulnerable CPE is before purl.

Description This test case features a vulnerable <cpe: . . . : 8.11.4: . . . > and an unaffected <pkg: . . . @9.12.0>. The component (maven) lucene-replicator, described in this test case, is affected by CVE-2024-45772.

Rationale The CycloneDX schema allows users to include two identifiers CPE and purl for a single component in an SBOM. SBOM-generating tools such as distro2SBOM and Syft generate SBOMs containing both CPE and purl identifiers for each component.

Motivation As some SVS-tools, such as Dependency-Track and Grype, utilize both CPE and purl for vulnerability lookup, and since the CycloneDX schema allows users to include both identifiers, we aim to understand which identifier each SVS-tool prefers. If a SVS-tool prefers CPE, it will report the expected vulnerability. However, if it prefers purl, no vulnerability may be reported even if the component is actually vulnerable. Furthermore, based on the dependency-track#3445 GitHub issue, where the order of sections in the SBOM affects the result display, we will alter the order of the identifiers in the remaining test cases that fall under the same scenario (Scenario 4), in order to better analyze the behavior of each SVS-tool.

Expectation In this test case, the CPE appears before the purl, with a vulnerable version 8.11.4, while the purl has a fixed version. We expect all SVS-tools to report the expected vulnerability, which is CVE-2024-45772.

Test Case 9xhb7rgj (Scenario 4):

Summary SBOM with two identifiers for a component, where purl is before vulnerable CPE.

Description Identical to the test case 21b5zfps.

Rationale Identical to the test case 21b5zfps.

Motivation Identical to the test case 21b5zfps.

Expectation In this test case, the purl appears before the CPE, where CPE is with a vulnerable version 8.11.4, while the purl has a fixed version. We expect all SVS-tools to report the expected vulnerability, which is CVE-2024-45772.

Test Case pq3cy9or (Scenario 4):

Summary SBOM with two identifiers for a component, where CPE is before vulnerable purl.

Description This test case features an affected purl and a non-affected CPE: <cpe: . . . :9.12.0: . . . > and <pkg: . . . @8.11.4>. The component (maven) lucene-replicator, described in this test case, is affected by CVE-2024-45772.

Rationale Identical to the test case 21b5zfps.

Motivation The motivation for this test case is similar to that of the test case 21b5zfps, with the distinction that if the SVS-tool utilizes CPE, it fails to report the expected vulnerability, despite the component being vulnerable. In contrast, if the tool utilizes purl, it successfully reports the expected vulnerability. This behavior is used to infer the identifier preference of the tool based on its vulnerability detection outcome.

Expectation In this test case, the CPE appears before the purl, where purl is with a vulnerable version 8.11.4, while the CPE has a fixed version. We expect all SVS-tools to report the expected vulnerability, which is CVE-2024-45772.

Test Case 5q46iw4f (Scenario 4):

Summary SBOM with two identifiers for a component, where the vulnerable purl is before CPE.

Description This test case features an affected purl and a non-affected CPE: <cpe: . . . :9.12.0: . . . > and <pkg: . . . @8.11.4>. The component (maven) lucene-replicator, described in this test case, is affected by CVE-2024-45772.

Rationale Identical to the test case 21b5zfps.

Motivation Identical to the test case `pq3cy9or`.

Expectation In this test case, the purl appears before the CPE, where purl is with a vulnerable version 8.11.4, while the CPE has a fixed version. We expect all SVS-tools to report the expected vulnerability, which is CVE-2024-45772.

Test Case `sqs4tbob` (Scenario 5):

Summary The SBOM contains two components, both of which lack unique identifiers.

Description This test case features two components, (npm) `dicer` and (npm) `multer`, both of which lack identifiers. The component described as (npm) `dicer` in this test case is affected by CVE-2022-24434.

Rationale CycloneDX 1.6 does not require components to have an identifier of any kind (i.e., purl and cpe are both optional).

Motivation As most SBOM-generating tools produce SBOM with both CPE and purl, but we have observed instances where both identifiers were missing. We have analyzed SBOMs generated by a medium-sized security service provider (annual turnover > 1 billion Euro) confidentially shared with us and noted the absence of both CPE and purl entries in the SBOMs. Searching online, we found public evidence that this is not a unique experience. For example, a GitHub Issue#39254 for Microsoft `Vcpkg` highlighted that `Vcpkg`-generated SPDX SBOMs did neither include a CPE nor purl, rendering the SBOMs ineffective for SVS. The JSON SBOM shared in GitHub Issue#734 related to EMBA's firmware security analyzer also contained component entries with only the CycloneDX name and version fields, lacking any component identifier.

Expectation This test case involves components that lack explicit unique identifiers. It is expected that an SVS-tool may generate these identifiers, since tools like `Grype` can produce CPE entries when the `-add-cpes-if-none` flag is enabled. The (npm) `dicer` component includes all the necessary attributes (i.e., name, vendor, and version) required for CPE generation. If the SVS-tool successfully reports the CVE-2022-24434 vulnerability, the test is considered passed, as this indicates correct behavior. Conversely, if the vulnerability is not reported, it is regarded as a silent failure.

Test Case `hawmnbwz` (Scenario 6):

Summary The SBOM contains a non canonical purl string.

Description This test case features a component, `lucene-replicator` with a valid but not canonical purl string: `<pkg://. . . >`.

The described component is affected by CVE-2024-45772.

Rationale The purl specification defines `<pkg:. . . >` as the standard scheme prefix. Nonetheless, the specification requires parsers to read non-canonical purl strings such as `<pkg://. . . >` ignoring and removing any extraneous slashes following the scheme.

Motivation Non-canonical purl strings, such as those with extra slashes, are allowed by the specification but the authors were unable to identify any non-canonical purl string in any of the BOMs we analyzed. This may be due to BOMs and purl strings being automatically generated by software tools and thus being less prone to human errors.

Expectation Since non-canonical variants, such as `<pkg://. . . >`, are permitted, we expect all SVS-tools that utilize purl to report the expected vulnerability, CVE-2024-45772.

Test Case `qbqy99do` (Scenario 7):

Summary The CycloneDX VEX with no influence.

Description The VEX includes the component (maven) `lucene-replicator`, identified by both CPE and purl, with the vulnerable version 8.11.4. The affects section of the VEX states that version 8.11.4 is affected, with the vulnerability CVE-2024-45772.

Rationale CycloneDX allows to embed VEX information in the vulnerabilities section of the BOM. While few tools implement automated processing of CycloneDX VEX data, several SVS-tools including Dependency-Track and FOSSA, can generate and export a CycloneDX VEX document.

Motivation There are VEX SBOMs available in the CycloneDX BOM Examples Github repository. The authors were not able to find any real-world BOM with embedded CycloneDX VEX data. Nevertheless, the concept of VEX is well established; for example large companies such as Cisco publish VEX documents, as noted in their VEX FAQ page.

Expectation This test serves as a baseline to evaluate whether the SVS-tools can identify a specific vulnerability, provided it is not suppressed by VEX. The vulnerability report indicates that one dependency is affected by CVE-2024-45772. Since the report explicitly marks the application as vulnerable, we expect all SVS-tools to report this vulnerability accordingly.

Test Case `0vo0efli` (Scenario 7):

Summary The vulnerability is suppressed using the CycloneDX VEX.

Description The VEX includes the component (maven) `lucene-replicator`, identified by both CPE and purl, with the vulnerable version 8.11.4. The affects section of the VEX states that version 8.11.4 is unaffected, with the vulnerability CVE-2024-45772.

Rationale Identical to the test case `qbqy99do`.

Motivation Identical to the test case `qbqy99do`.

Expectation This test serves as a baseline to evaluate whether the SVS-tool correctly parses appended vulnerability information and suppresses the associated warning. The vulnerability report includes one dependency affected by CVE-2024-45772; however, it explicitly states that the application is not vulnerable. Therefore, it is expected that all SVS-tools suppress this vulnerability accordingly.

Test Case `omwcmwv1` (Scenario 8):

Summary An SBOM with out-of-order BOM segments.

Description This SBOM includes two components: (npm) `dicer` and (npm) `multer`. The `dicer` component is identified using both CPE and purl, and version 0.3.0 is affected by a known vulnerability, CVE-2022-24434. The SBOM is structured in the following order: metadata, vulnerabilities, dependencies, and components. This order matches the actual layout of the SBOM used in this test case. Rationale ECMA standard defines CycloneDX v1.6 BOM specifications, where object types are arranged in order, however JSON (RFC 7159) does not guarantee order.

Motivation SBOM-generating tools may produce SBOMs in accordance with the CycloneDX specifications as seen from CycloneDX BOM-Examples Github repository, maintaining the correct order of BOM segments. However, there have been instances where these segments appear out of order. For example the problem reported by a user in Dependency-Track #3445 is caused by an SBOM with out of order root elements. Similarly, we found multiple SBOM with

misplaced metadata sections (wrongfully) located at the end of the BOM, in BOMs obtained from a large European enterprise.

Expectation We expect that an SVS-tool should reject malformed CycloneDX SBOMs, as the CycloneDX specification defines a required order for BOM segments. An appropriate error, such as “Invalid BOM segment” or “Error in uploading the BOM”, is expected in such cases. If such an error is observed, the SVS-tool is considered to have passed the test case. However, since JSON does not guarantee the order of elements, it is also possible that a vulnerability such as CVE-2022-24434 may still be encountered.

Test Case 3fvs1non (Scenario 8):

Summary An SBOM with invalid root-level BOM segments.

Description The description matches that of omwcmv1, except that the licenses and properties fields are not included within the metadata section of the BOM.

Rationale Identical to the test case omwcmv1.

Motivation This test case is identical to omwcmv1. However, such scenarios with invalid root-level BOM segments are rarely encountered in real-world SBOMs. The primary motivation is to evaluate whether SVS-tool can detect that SBOM is invalid.

Expectation Identical to the test case omwcmv1.

A.2 Summary of Disclosures and Post-Disclosure Changes

During the analysis of our test cases, we encountered several issues, one of which involved a valid CPE not reporting the expected

vulnerability, for instance, CVE-2022-24434 in Grype. Upon further investigation, we found that the expected vulnerability was present in the Grype database. This discrepancy prompted us to conduct a detailed investigation, which was documented through GitHub tickets. In response, we received feedback from their team regarding the issues, and they considered this a bug, which they subsequently fixed. All these interactions are recorded in Table 4, where the reader can find three types as follows:

- **Bug** refers to an issue that we reported and the vendor acknowledged as a bug or implementation flaw.
- **Information** refers to details or observations that we shared, but which do not necessarily qualify as a bug. These include suggestions for improvement.
- **Related** refers to changes made by the SVS-tool developers after we disclosed our findings but without explicit confirmation that these are because of our research.

A.3 Author Contributions

Author contributions according to the Contributor Role Taxonomy (CRediT). Martin Rosso: Conceptualization, Methodology, Investigation, Formal analysis, Writing (original draft / review & editing). Muhammad Asad Jahangir Jaffar: Investigation, Formal analysis, Data curation, Writing (original draft / review & editing). Alessandro Brighente: Conceptualization, Supervision, Writing (original draft / review & editing).

Table 4: Overview of the Practical Impact

#	Reference	Test Case ID/SVS-Tool	Type	Description
1	grype:#2461	u8h8dnoj	Bug	Tool incorrectly flagged a valid CPE as invalid due to inaccurate regex. Issue acknowledged, plan to switch to a more reliable parser.
2	grype:#2434	an7esfjj	Bug	In some conditions, tool incorrectly suppresses results from CPE search. Fixed in version 0.88.0.
3	grype:PR#2591	Grype	Related	The change allows empty versions to meet version constraints. Status of impact not confirmed.
4	—	Vulert	Information	SVS-tool does not disclose its own version; the vendor acknowledged the feedback and confirmed plans to make it public.
5	grype:#2462	0vo0efli	Information	Feature request: support for embedded VEX. No fix committed yet.