

# Back to Feedback

## Dynamics and Heterogeneity in Panel Data<sup>\*</sup>

Stéphane Bonhomme

University of Chicago

December 22, 2025

### Abstract

Many popular estimation methods in panel data rely on the assumption that the covariates of interest are strictly exogenous. However, this assumption is empirically restrictive in a wide range of settings. In this paper I argue that credible empirical work requires meaningfully relaxing strict exogeneity assumptions. Econometricians have developed methods that allow for sequential exogeneity, which in contrast with strict exogeneity allows for the presence of feedback from past outcomes to future covariates or treatments. I review some of the classic work on linear models with constant coefficients, and then describe some approaches that allow for coefficient heterogeneity in models with feedback. Finally, in the last two parts of the paper I review recent work that allows for sequential exogeneity in nonlinear panel data models, and mention possible extensions to network settings.

**JEL codes:** C10, C50.

**Keywords:** Dynamic Feedback, Panel Data, Difference in Differences.

---

<sup>\*</sup>I thank Jaap Abbring, Manuel Arellano, Dmitry Arkhangelsky, Irene Botosaru, Clément de Chaisemartin, Kevin Dano, Xavier D'Haultfoeuille, Dalia Ghanem, Bryan Graham, Thibaut Lamadon, Wooyong Lee, Chris Muris, Alex Torgovitsky, and Kaspar Wuthrich for detailed comments and helpful discussions. This article is based on a presentation given at the Sargan Lecture of the Royal Economic Society in Birmingham in July 2025.

# 1 Introduction

A central concern during the past thirty years in applied (micro) economics has been the presence of un-modeled heterogeneity. Some of the most influential methodological advances, such as work on local average treatment effects (Imbens and Angrist, 1994) and difference-in-differences (Abadie, 2005, Goodman-Bacon, 2021) have been motivated by the desire to allow for rich individual heterogeneity in treatment responses.

However, if one looks back to the pre-“empirical credibility revolution” period, a chief concern of econometricians then was to correctly specify dynamic processes of outcome and covariates. David Hendry’s textbook summarizes many of the advances made during that previous era (Hendry, 1995). As it stands, the focus on unobserved heterogeneity appears to have shifted attention away from earlier concerns about dynamics.

This situation is unfortunate. Presumably, both dynamics and heterogeneity are present in many of the empirical settings that applied economists study. Overlooking one misspecification concern to solely focus on another one hardly seems to be a recipe for credible research. Yet, today’s applied work, though often based on methods that are mindful of heterogeneity, overwhelmingly relies on restrictive assumptions about un-modeled dynamics of covariates and outcomes.

A key concept when introducing dynamics is the *feedback process* – the way past outcomes and covariates influence (i.e., “feed back” into) later covariates. When a covariate is a treatment of interest, this process is a dynamic analog to the propensity score, which depends on past values of outcome and treatment. In panel data applications, the feedback process may additionally vary between individuals.

Allowing for feedback appears *a priori* reasonable: after all, why should a covariate today (for example, the value of the minimum wage) not depend on past outcomes (such as employment or earnings)? Yet, a large body of empirical work relies on an assumption that rules out feedback entirely. This assumption, known as *strict exogeneity* (SE), is at the heart of the textbook justification for two-way fixed effects estimators, and it is either explicitly or implicitly assumed in most applications of difference-in-differences.

Several arguments are commonly mentioned to support an assumption of strict exogeneity. One argument is based on the use of pre-trend checks. Another argument is that feedback is less likely when the treatment is aggregate (such as a policy reform) and outcomes are individual-specific. I will argue that neither arguments are fully compelling, and that feedback bias is likely present in many difference-in-differences settings. Rather than dismissing outright the

possibility that the treatment may in fact respond to past outcomes, it seems reasonable to study how one can address the presence of feedback empirically.

The goal of this article is to highlight existing research on un-modeled dynamics and feedback. The working assumption is that of *sequential exogeneity* (SeqE). Under sequential exogeneity, the errors in the regression are assumed to be uncorrelated with past and current covariates, however they are allowed to correlate with future covariates. Thus, while SeqE may still be restrictive since it rules out contemporaneous selection, it is less restrictive than SE since it allows future treatments to be chosen based on past outcomes. This is a crucial, yet often under-appreciated, difference.

After introducing the main concepts and describing their implications for common estimators, I survey some “classic” approaches in the literature on dynamic panels. This includes the popular estimators of [Arellano and Bond \(1991\)](#) and [Blundell and Bond \(1998\)](#); see [Arellano \(2003\)](#) for a textbook treatment. However, the methods developed in this literature suffer from two main drawbacks. A first challenge is the proliferation of instruments in dynamic settings and the resulting instability of estimators. I review several approaches that have been proposed to improve over the original dynamic panel methods. A second challenge is that classic dynamic panel methods are vulnerable to the presence of un-modeled heterogeneity. Although heterogeneity in the model is limited to the intercept (the so-called “fixed effect”, which is differenced out), heterogeneity in coefficients – reflecting treatment effects heterogeneity – may be empirically prevalent, as emphasized by [Marx, Tamer, and Tang \(2024a\)](#).

An important goal of the paper is to cover some of the “modern” approaches to models with feedback, including approaches that allow for coefficient heterogeneity. The starting point is a seminal paper by Gary Chamberlain ([Chamberlain, 2022](#)), which was first circulated in the 1990s and remains highly relevant to today’s methodological and empirical work. This article establishes a negative result, showing that, in a simple model with a binary sequentially exogenous covariate and two periods, averages of coefficients (i.e., average treatment effects on subpopulations) are not identified. This stands in contrast with the strictly exogenous case, where average effects for individuals whose covariate changes over time (the so-called “movers”) are identified (e.g., [Chamberlain, 1992b](#)).

There are two possible reactions to Chamberlain’s negative result. The first one is to focus on quantities that are identified, as in [Bonhomme \(2025\)](#). The second one is to relax the identification requirement and bound the estimand of interest, as exemplified by [Lee \(2020\)](#). Since addressing dynamic aspects is in my view key for credible inference, more work is needed in this area, with the aim to account for heterogeneity similarly to the “new difference-in-

differences literature” (e.g., [De Chaisemartin and d’Haultfoeuille, 2020](#), [Sun and Abraham, 2021](#), [Callaway and Sant’Anna, 2021](#), [Borusyak, Jaravel, and Spiess, 2024](#)) while relaxing the often implausible assumption of strict exogeneity.

Another “modern” question in the literature is to relax the assumption that the model is linear in parameters. Deriving valid moment restrictions on parameters is challenging in nonlinear settings, due to the twin presence of heterogeneity and feedback. Solutions exist in specific models, such as Poisson regressions and multiplicative proportional hazard models. I also review recent work by [Bonhomme, Dano, and Graham \(2025\)](#) that extends the functional differencing approach introduced in [Bonhomme \(2012\)](#) to models with feedback. Following [Bonhomme, Dano, and Graham \(2023\)](#), I further explain how the identified set of parameters can be characterized using linear programming, generalizing the analysis in [Honoré and Tamer \(2006\)](#) to models with feedback.

Lastly, an important avenue is the study of dynamic network settings. Popular estimators such as the AKM estimators of [Abowd, Kramarz, and Margolis \(1999\)](#) have been used in a variety of settings to understand the sources of wage dispersion, among many other questions. However, the validity of this approach hinges on strict exogeneity. Allowing for feedback in network contexts may be as or more relevant than in single-agent panel data contexts. For example, the assumption in AKM that job mobility does not depend on past wages is controversial. Although the literature on the topic is still in its infancy, I conclude the article by mentioning some recent research and possible approaches.

## 2 Sequential exogeneity and feedback

### 2.1 Some definitions

Strict and sequential exogeneity are central concepts in panel data. To introduce them, it is useful to start with a linear model for a single time series (that is, focusing on a single individual in the panel). Specifically, consider a linear time-series model of the form

$$Y_t = X_t' \beta + U_t, \quad t = 1, \dots, T, \quad (1)$$

where  $Y_t$  is a scalar outcomes and  $X_t$  is a vector of covariates.

**Definition 1.** (*strict and sequential exogeneity, linear models*)

$X_t$  is strictly exogenous (SE) if

$$\mathbb{E}[U_t | X_1, \dots, X_T] = 0, \quad t = 1, \dots, T. \quad (2)$$

$X_t$  is sequentially exogenous (SeqE) if

$$\mathbb{E}[U_t | X_1, \dots, X_t] = 0, \quad t = 1, \dots, T. \quad (3)$$

The two types of exogeneity introduced in Definition 1 are classical concepts in time series analysis, and they can be found under various names in the literature. Strict exogeneity is often referred to as “strong exogeneity”, and contrasted with “weak” (i.e., sequential) exogeneity, see for example [Engle, Hendry, and Richard \(1983\)](#). Another common term for sequential exogeneity is “predeterminedness”.

Strict exogeneity requires covariates  $X_s$  in *all* periods  $s = 1, \dots, T$  to be unrelated to the outcome disturbances  $U_t$ . In contrast, sequential exogeneity only requires covariates  $X_s$  in the *past and current* periods  $s = 1, \dots, t$  to be unrelated to  $U_t$ . The key difference between the two assumptions is that, unlike SE, SeqE allows for *feedback*: outcome realizations associated with some shocks  $U_t$  are allowed to influence future realizations of the covariates  $X_{t+1}, \dots, X_T$ .

Consider next the case where the model includes a lagged outcome,<sup>1</sup>

$$Y_t = X_t' \beta + \rho Y_{t-1} + U_t, \quad t = 1, \dots, T. \quad (4)$$

In this dynamic model, strict and sequential exogeneity of  $X_t$  are typically assumed to hold conditional on the history of past outcomes. Hence, SE becomes

$$\mathbb{E}[U_t | Y_0, \dots, Y_{t-1}, X_1, \dots, X_T] = 0, \quad t = 1, \dots, T, \quad (5)$$

while SeqE becomes

$$\mathbb{E}[U_t | Y_0, \dots, Y_{t-1}, X_1, \dots, X_t] = 0, \quad t = 1, \dots, T. \quad (6)$$

Note that (5) and (6) imply that  $U_t$  are serially uncorrelated.

It is possible to generalize these definitions to models that are nonlinear and feature arbitrary heterogeneity. Doing so is useful given the widespread use of strict exogeneity assumptions for causal inference in difference-in-differences settings. Let  $Y_t(x)$  denote the potential outcome for a given value of the covariate  $X_t = x$ . For example, in a nonlinear dynamic model  $Y_t = m(Y_0, \dots, Y_{t-1}, X_1, \dots, X_t, U_t)$ , the potential outcome is  $Y_t(x) = m(Y_0, \dots, Y_{t-1}, X_1, \dots, x, U_t)$ .<sup>2</sup>

---

<sup>1</sup>As a convention, I will assume throughout that  $Y_0$  is part of the observation sample.

<sup>2</sup>Here  $X_t$  could indicate the history of the covariate to accommodate lag effects. Moreover, one could explicitly introduce the lagged outcome  $Y_{t-1}$  using the potential outcome notation  $Y_t(x_t, y_{t-1})$  so as to model state dependence, as in [Torgovitsky \(2019\)](#).

In this general setup, one can write sequential exogeneity as the following conditional independence assumption:

$$Y_{t+s}(x) \text{ is independent of } X_t \text{ conditional on } Y_0, \dots, Y_{t-1}, X_1, \dots, X_{t-1}, \quad \text{for all } s \geq 0 \text{ and } x. \quad (7)$$

That is, the treatment is assumed to be independent of future potential outcomes conditional on the history of treatment and past outcomes. In a time-series setting, Condition (7) coincides with the assumption of *sequential exchangeability* (Robins, 1986, Marx, Tamer, and Tang, 2024a). However, in panel data, we will assume sequential exogeneity to hold conditional on latent heterogeneity (i.e., “fixed effects”) as well.

Condition (7) is helpful to understand the economic content of sequential exogeneity. Under (7), the agent chooses  $X_t$  given her information set, which includes her past treatment and outcome realizations (as well as heterogeneity and possibly other state variables included in  $X_t$ ), but does not include current or future potential outcomes. This precludes advance information about returns, for example. In contrast, in this general setup one can write strict exogeneity as

$$Y_{t+s}(x) \text{ is independent of } X_t \text{ conditional on } X_1, \dots, X_{t-1}, \quad \text{for all } s \text{ and } x, \quad (8)$$

where the information set does not include *any* of the potential outcomes  $Y_{t+s}(x)$ , past, present or future. This precludes agents responding to *past* outcomes when choosing  $X_t$ , and requires the choice problem to be completely unrelated to outcome realizations.

In this setting, the *feedback process* is defined as follows.

**Definition 2.** *The feedback process is the conditional density of*

$$X_t \mid Y_0, \dots, Y_{t-1}, X_1, \dots, X_{t-1}.$$

In words, the feedback process is the conditional density of current covariates given past outcomes and covariates (and, in panel data, latent heterogeneity). Under SE, the feedback process is simply the conditional density of the current covariate given the history of covariates. From a time-series perspective, strict exogeneity thus rules out Granger causality from past  $Y_s$ , for  $s = 1, \dots, t - 1$ , to future  $X_t$ .<sup>3</sup>

---

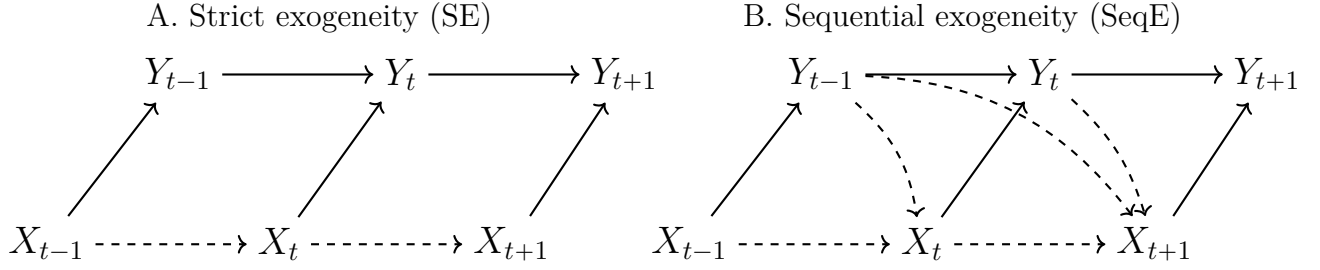
<sup>3</sup>Chamberlain (1982) shows that the classic definition of strict exogeneity through conditional independence,

$$Y_t \text{ is independent of } X_{t+1}, \dots, X_T \text{ conditional on } X_1, \dots, X_t,$$

is equivalent to the following *no feedback* condition:

$$X_t \text{ is independent of } Y_0, \dots, Y_{t-1} \text{ conditional on } X_1, \dots, X_{t-1}.$$

Figure 1: An illustration of strict and sequential exogeneity



Notes: Schematic description of strict exogeneity (left panel) and sequential exogeneity (right panel), based on Definition 1.

While more general than strict exogeneity, sequential exogeneity is a potentially restrictive assumption as well. Importantly, sequential exogeneity cannot accommodate the presence of simultaneity (when  $X_t$  and  $Y_t$  simultaneously determined) or serially-correlated time-varying confounders (e.g., some unobserved covariate  $V_t$  in (1) that is correlated with  $X_t$ ). In both these situations, instruments  $Z_t$  external to the model would be required for identification. Nonetheless, the appeal of sequential exogeneity is that it captures any empirically plausible mechanisms through which past disturbances  $U_{t-1}, U_{t-2}, \dots$  may correlate with current covariates  $X_t$ .

Figure 1 represents the strict and sequential exogeneity assumptions graphically. In the left panel, the solid arrows indicate that  $X_t$  has a direct effect on  $Y_t$ . In addition, the lagged outcome  $Y_{t-1}$  may also directly affect  $Y_t$ , for example if the model includes a lag as in (4). The graph in the left panel also features dashed arrows, i.e., possible relationships between covariates  $X_t$  over time. However, it does not feature any link between past outcomes, such as  $Y_{t-1}$ , and current covariates  $X_t$ . In contrast, the right panel in Figure 1, which represents the sequential exogeneity assumption, does allow for relationships from past outcomes  $Y_{t-1}$  to current covariates  $X_t$ , indicated by dashed arrows.

## 2.2 The perils of strict exogeneity

Under strict exogeneity, the feedback process is conditionally independent of past outcomes. That is, SE rules out the presence of feedback. However, assuming no feedback is restrictive in many economic settings.

Consider a model of job training, as described in Arellano (2003), Chapter 8. Focusing on a single worker, let the earnings of the worker be  $Y_t = Y_t^* + \beta_t X$ , for  $Y_t^*$  the earnings in the absence of training, and  $X$  a time-invariant binary training indicator. In this setting, strict

exogeneity is likely to be violated since there is evidence of a dip in the earnings of training participants before training happens (Ashenfelter and Card, 1985). One way to account for this dip is to model earnings in the absence of training  $Y_t^*$  as a dynamic (e.g., autoregressive) process while allowing for pre-training  $Y_s^*$  to affect the training indicator  $X$ . This type of approach based on sequential exogeneity will be the topic on Section 6 onward.

In fact, feedback is a central mechanism in most dynamic economic models. Consider as an example a consumption model where  $Y_t$  denotes household consumption and  $X_t$  include household assets. Through the budget constraint, assets today depend on how much the household consumed last period, which mechanically implies the presence of feedback and violates strict exogeneity. More generally, feedback is central to dynamic economic models with forward-looking agents which are popular in industrial organizations (Rust, 1987), labor economics (Keane and Wolpin, 1997), and many other fields.

Yet, while feedback is economically plausible in many settings, strict exogeneity is routinely assumed in applications. A case in point is the popularity of difference-in-differences methods, which explicitly or implicitly rely on the assumption that the treatment of interest is strictly exogenous (Chabé-Ferret, 2015, de Chaisemartin and d’Haultfoeuille, 2022, Ghanem, Sant’Anna, and Wüthrich, 2022, Marx, Tamer, and Tang, 2024b). The next section will describe how strict exogeneity, when assumed in a setting where covariates are only sequentially exogenous, can create important biases in estimation.

## 2.3 Fixed effects

Panel data has become the leading data format used in empirical micro-economics. A common specification accounts for a latent individual-specific intercept (a “fixed effect”), as in the model

$$Y_{it} = X'_{it}\beta + A_i + U_{it}, \quad i = 1, \dots, N, \quad t = 1, \dots, T. \quad (9)$$

In applications, the model is often augmented with a lagged outcome and other covariates, as in

$$Y_{it} = X'_{it}\beta + \rho Y_{i,t-1} + W'_{it}\gamma + A_i + U_{it}, \quad i = 1, \dots, N, \quad t = 1, \dots, T, \quad (10)$$

where  $W_{it}$  may include time effects and other strictly exogenous or sequentially exogenous covariates.

There are two common versions of sequential exogeneity in this context (abstracting from lagged outcomes  $Y_{i,t-1}$  and additional covariates  $W_{it}$  for simplicity). The first one is not conditional on the latent effect  $A_i$ :

$$\mathbb{E}[U_{it} \mid X_{i1}, \dots, X_{it}] = 0, \quad (11)$$



while the second one is conditional on the latent effect  $A_i$ :

$$\mathbb{E}[U_{it} | X_{i1}, \dots, X_{it}, A_i] = 0. \quad (12)$$

One can similarly define unconditional and conditional versions of strict exogeneity.<sup>4</sup> In addition, in dynamic models such as (10), strict and sequential exogeneity are typically assumed to hold conditional on the history of past outcomes.

These notions can be extended to models with coefficient heterogeneity, such as

$$Y_{it} = X'_{it} B_i + C_i + U_{it}, \quad i = 1, \dots, N, \quad t = 1, \dots, T. \quad (13)$$

In model (13), the unconditional and conditional versions of SeqE and SE are defined exactly as above, with  $A_i = (B'_i, C_i)'$ . Section 7 will consider such extensions allowing for coefficient heterogeneity. This will reveal that, in models with coefficient heterogeneity, the unconditional and conditional versions of SeqE (11) and (12) have – perhaps unexpectedly – different implications for (partial) identification of average effects.

In panel data models such as (9), it is common to leave the feedback process

$$X_{it} | Y_{i0}, \dots, Y_{i,t-1}, X_{i1}, \dots, X_{i,t-1}, A_i$$

unrestricted. This is conceptually appealing since this allows for arbitrary forms of feedback, based on the history of covariates and outcomes (which are often state variables in the economic model), in a way that accommodates arbitrary individual heterogeneity (for example, consistent with heterogeneous technology or preferences).

However, in some settings it may be appealing to impose some assumptions on the feedback process. *Markovian feedback*, through which  $X_{it}$  are independent of the history conditional on  $Y_{i,t-1}$ ,  $X_{it}$ , and  $A_i$ , say, is commonly assumed in structural models. *Homogeneous feedback*, through which  $X_{it}$  are independent of  $A_i$  given the history  $Y_{i0}, \dots, Y_{i,t-1}, X_{i1}, \dots, X_{i,t-1}$ , is often assumed in sequential experiments (as in Robins, 1986) and may be plausible in some economic models, such as models with a homogeneous state transition equation. Section 8 will return to the case of restricted feedback.

### 3 Feedback bias

An important statistical consequence of the presence of feedback is that the OLS estimator is biased for finite  $T$ . This bias affects popular fixed effects regressions in panel data, where

---

<sup>4</sup>That is,  $\mathbb{E}[U_{it} | X_{i1}, \dots, X_{iT}] = 0$  (unconditional) and  $\mathbb{E}[U_{it} | X_{i1}, \dots, X_{iT}, A_i] = 0$  (conditional).

the bias of the estimator in the time series translates into panel data inconsistency as the cross-sectional size of the sample  $N$  grows while the number of time periods  $T$  remains fixed.

### 3.1 Bias in time series

Consider first the time-series model (1). The OLS estimator is given by (assuming that  $\sum_{t=1}^T X_t X_t'$  is non-singular):

$$\hat{\beta} = \left( \sum_{t=1}^T X_t X_t' \right)^{-1} \sum_{t=1}^T X_t Y_t.$$

The OLS estimator  $\hat{\beta}$  is unbiased under strict exogeneity, since in this case

$$\mathbb{E}[\hat{\beta}] = \beta + \mathbb{E} \left[ \left( \sum_{t=1}^T X_t X_t' \right)^{-1} \sum_{t=1}^T X_t \underbrace{\mathbb{E}[U_t | X_1, \dots, X_T]}_{=0} \right] = \beta.$$

However,  $\hat{\beta}$  is generally biased under sequential exogeneity.

To see the source of bias, consider the case where there are  $T = 2$  periods. We have

$$\hat{\beta} = \beta + \underbrace{(X_1 X_1' + X_2 X_2')^{-1} X_1 U_1}_{(I)} + \underbrace{(X_1 X_1' + X_2 X_2')^{-1} X_2 U_2}_{(II)}.$$

Under SE, both terms (I) and (II) have zero mean. Under SeqE, (II) still has zero mean, since  $\mathbb{E}[U_2 | X_1, X_2] = 0$ , so

$$\mathbb{E}[(II)] = \mathbb{E} \left[ (X_1 X_1' + X_2 X_2')^{-1} X_2 \underbrace{\mathbb{E}[U_2 | X_1, X_2]}_{=0} \right] = 0.$$

However,  $U_1$  may be correlated with  $X_2$  under SeqE because of the presence of feedback. As a result, we generally have

$$\mathbb{E}[(I)] = \mathbb{E} \left[ (X_1 X_1' + X_2 X_2')^{-1} X_2 \underbrace{\mathbb{E}[U_1 | X_1, X_2]}_{\neq 0} \right] \neq 0.$$

In a time-series setting, if sequential exogeneity holds, then  $\hat{\beta}$  is consistent as  $T$  tends to infinity under standard conditions, despite the presence of bias. A key property for consistency of OLS is that a lack of contemporaneous correlation property is satisfied,

$$\mathbb{E}[X_t U_t] = 0, \quad t = 1, \dots, T.$$

See for example [Hayashi \(2011\)](#), Chapter 2.<sup>5</sup>

However, the bias can be large for moderate  $T$ . Recently, [Mikusheva and Solvsten \(2023\)](#) study the properties of OLS in linear regression models with a large number of sequentially exogenous covariates relative to sample size. Focusing on an asymptotic regime where the number of regressors increases with  $T$ , they document that biases may be so large as to render the estimator inconsistent.

### 3.2 Inconsistency in short panel data

The bias of OLS for short  $T$  is particularly problematic in empirical applications to short panel data. Consider the linear panel data model with fixed effects

$$Y_{it} = X'_{it}\beta + A_i + U_{it}, \quad i = 1, \dots, N, \quad t = 1, \dots, T, \quad (14)$$

under the assumption that the regressors  $X_{it}$  are sequentially exogenous<sup>6</sup>

$$\mathbb{E}[U_{it} | X_{i1}, \dots, X_{it}] = 0. \quad (15)$$

Let  $\hat{\beta}$  denote the OLS estimator in (14) – with fixed effects, so  $\hat{\beta}$  coincides with the so-called “within-group” estimator. Typically, one can show that, as  $N \rightarrow \infty$  for  $T$  fixed we have

$$\text{plim}_{N \rightarrow \infty} \hat{\beta} = \beta + C_T \neq \beta,$$

where  $C_T$  is a non-zero constant. To provide additional intuition on the bias, it is informative to expand  $C_T$  as  $T$  tends to infinity. Under suitable regularity conditions, we obtain the following expansion:

$$\text{plim}_{N \rightarrow \infty} \hat{\beta} = \beta + \frac{C}{T} + o\left(\frac{1}{T}\right), \quad (16)$$

for some constant  $C$ . This shows that, to some approximation, the bias of  $\hat{\beta}$  decays as  $T$  increases in a way that is inversely proportional to  $T$ . Hence, one expects that, at least when  $T$  is not too small, the bias will be approximately divided by two when the number of time periods doubles. However, in short panels, the bias can be substantial.<sup>7</sup>

---

<sup>5</sup>Although [Hayashi \(2011\)](#) refers to  $\mathbb{E}[X_t U_t] = 0$  as regressors being “predetermined”, this terminology differs from what the panel data literature defines as “predetermined” (i.e., sequentially exogenous) regressors.

<sup>6</sup>Note here that here the sequential exogeneity assumption is not conditional on the fixed effect  $A_i$ , but the conditional SeqE assumption (12) has the same bias implications.

<sup>7</sup>The OLS estimator in first differences is similarly inconsistent for fixed  $T$  in the presence of feedback. However, in contrast with the within-group estimator, it remains inconsistent as  $T$  tends to infinity in general (e.g., [Alvarez and Arellano, 2003](#)).

An important example is the so-called “Nickell bias” in an autoregressive panel data model where  $X_{it}$  is scalar and coincides with the lagged outcome  $Y_{i,t-1}$ . [Nickell \(1981\)](#) derives an explicit expression for the probability limit of  $\hat{\beta}$  as  $N$  tends to infinity for fixed  $T$ , and [Alvarez and Arellano \(2003\)](#) derive the asymptotic properties of  $\hat{\beta}$  as  $N$  and  $T$  tend to infinity jointly. Under assumptions that include i.i.d. homoskedastic errors and stationary initial conditions, [Alvarez and Arellano \(2003\)](#) show that

$$\text{plim}_{N \rightarrow \infty} \hat{\beta} = \beta - \frac{1 + \beta}{T} + o\left(\frac{1}{T}\right).$$

More generally, the presence of feedback bias represents a major challenge in panel data models with feedback and heterogeneity.

## 4 Feedback bias and practice

The presence of feedback bias has important implications for the practice of difference-in-differences, as this section and the next illustrate.

### 4.1 Dynamic bias in difference-in-differences and event studies

Consider the *two-way fixed effects* model popular in the current applied literature

$$Y_{it} = X_{it}\beta + A_i + F_t + U_{it}, \quad i = 1, \dots, N, \quad t = 1, \dots, T, \quad (17)$$

in the case of a scalar  $X_{it}$  and abstracting from other covariates for simplicity. Consider the OLS estimator with unit and time fixed effects, which coincides with the standard *two-way fixed-effects* estimator (here for a balanced panel),

$$\hat{\beta}^{\text{TWFE}} = \frac{\sum_{i=1}^N \sum_{t=1}^T \ddot{X}_{it} \ddot{Y}_{it}}{\sum_{i=1}^N \sum_{t=1}^T \ddot{X}_{it}^2},$$

where  $\ddot{Z}_{it} = Z_{it} - \frac{1}{T} \sum_{s=1}^T Z_{is} - \frac{1}{N} \sum_{j=1}^N Z_{jt} + \frac{1}{NT} \sum_{j=1}^N \sum_{s=1}^T Z_{js}$  denotes the double difference of  $Z_{it}$ . Under strict exogeneity, in model (17) with constant coefficients,  $\hat{\beta}^{\text{TWFE}}$  is unbiased for  $\beta$ , and consistent in short panels under mild additional conditions. However,  $\hat{\beta}^{\text{TWFE}}$  is generally *inconsistent* in short panels when  $X_{it}$  are sequentially exogenous.

It is important to point out that the nature of the bias is different from the issues highlighted by the recent literature on difference-in-differences (e.g., [Goodman-Bacon, 2021](#), [De Chaisemartin and d’Haultfoeuille, 2020](#), [Sun and Abraham, 2021](#), [Callaway and Sant’Anna, 2021](#)). In

that literature, the presence of un-modeled heterogeneity in coefficients affects the interpretation the probability limit of popular estimators such as two-way fixed effects. In contrast, here the (homogeneous) coefficient of interest is biased due to the presence of un-modeled dynamics, through feedback. Presumably both forces may be simultaneously at play in the data, and Section 7 will study models with both feedback *and* coefficient heterogeneity.

As [Ashenfelter and Card \(1985\)](#) point out, strict exogeneity may be restrictive in the context of estimating the effect of training programs using difference-in-differences methods. Participation to the program, indicated by  $X_{it} = 1$ , may respond to realizations of past outcomes. In the presence of sequential exogeneity, the two-way fixed-effects estimator is generally inconsistent, with a bias  $C_T$  inversely related to the panel length as in (16). However, today’s applied work often provides too little discussion of how the treatment was determined and whether it is affected by past outcomes through feedback, which are key to argue for the plausibility of strict exogeneity.

The exact same issue affects event study regressions. Consider as an example the model

$$Y_{it} = \sum_{s=-a}^b X_{i,t-s} \beta_s + A_i + F_t + U_{it}, \quad i = 1, \dots, N, \quad t = 1, \dots, T, \quad (18)$$

which controls for leads and lags of  $X_{it}$ . This is a popular model for policy evaluation. While the OLS estimators of  $\beta_{-a}, \dots, \beta_b$  (with unit and time fixed effects) are unbiased when  $X_{it}$  are strictly exogenous, they are generally biased – and inconsistent in short panels – when  $X_{it}$  are sequentially but not strictly exogenous. This shows that event study estimates, similarly to two-way fixed-effects estimates, crucially rely on strict exogeneity.

## 4.2 A cautionary note on pre-trend checks

In difference-in-differences, researchers routinely run pre-trend checks to validate their empirical approaches. In some settings, such checks suggest clear violations of strict exogeneity. As a recent example, consider the analysis in [Acemoglu, Naidu, Restrepo, and Robinson \(2019\)](#), who study how the spread of democracy during the period 1960-2010 has affected economic growth. Using a panel of countries, they regress GDP per capita on a democracy indicator, lags of GDP per capita, and country and year fixed effects. The inclusion of a country effect accounts for permanent GDP differences between countries, and lags of GDP are included to make the error term serially uncorrelated. The authors document graphically that democratization episodes are, on average, preceded by a temporary dip in GDP, and argue this shows a clear violation of the parallel trends assumption that underlies difference-in-differences and other panel data methods based on strict exogeneity.

However, there is growing evidence against using pre-trend checks as a formal validation of strict exogeneity (or parallel trends) assumptions. Roth (2022) points out two main issues with the current practice of pre-trend checks. First, pre-trend tests often have low power. Second, they are only indirect test of model validity. The limitations of pre-trend checks have been noted by a number of authors, and have motivated some recent methodological developments in difference-in-differences settings (e.g., Freyaldenhoven, Hansen, and Shapiro, 2019, Rambachan and Roth, 2023).

Recently, Ghanem, Sant’Anna, and Wüthrich (2022) revisit the LaLonde (1986) analysis of the effect of job training on earnings. They find that, while a pre-trend test does not reject strict exogeneity, two-way fixed effects and other difference-in-differences estimators differ substantially from the experimental benchmark. This suggests that, while clear rejections such as suggested by the graphical evidence in Acemoglu, Naidu, Restrepo, and Robinson (2019) are informative, non-rejections of strict exogeneity should be interpreted with caution. We will return to the limitations of pre-trend checks in the next section, in the context of an example.

### 4.3 Dynamic bias when treatments are aggregate

A common argument against strict exogeneity assumptions is that, when covariates are choice variables, it is natural to expect that they may respond to realizations of lagged outcomes. However, many applications of difference-in-differences and event studies feature *aggregate* covariates such as state-level policy variables. It seems unlikely that an aggregate treatment, chosen by, say, a local government, will respond to idiosyncratic shocks to individual outcomes. Does this imply that feedback bias is less of an issue in such settings?

To examine this question, consider the following model with an aggregate treatment,

$$Y_{it} = X_{j(i),t}\beta + A_i + F_t + U_{it}, \quad i = 1, \dots, N, \quad t = 1, \dots, T, \quad (19)$$

where  $j(i) \in \{1, \dots, J\}$  is, say, the state where  $i$  lives, and the treatment  $X_{j(i),t}$  is determined at the state level (such as a minimum wage policy). Suppose that

$$U_{it} = \zeta V_{j(i),t} + \varepsilon_{it},$$

where  $V_{j(i),t}$  are shocks common to all individuals in state  $j(i)$  at time  $t$ ,  $\varepsilon_{it}$  are purely idiosyncratic shocks, i.i.d. over  $i$  and  $t$ , and  $\zeta$  is a constant that measures the relative importance of the two components.

It may be realistic to assume that *idiosyncratic shocks*  $\varepsilon_{it}$  are mean independent of the

aggregate treatment  $X_{j(i),s}$  in all periods  $s = 1, \dots, T$ , i.e.,

$$\mathbb{E}[\varepsilon_{it} \mid X_{j(1),1}, \dots, X_{j(i),T}] = 0.$$

Hence, in a world without common shocks (i.e.,  $\zeta = 0$ ), strict exogeneity of an aggregate treatment appears *a priori* plausible, and standard difference-in-differences techniques may be justified.

However, *common shocks* are present in many applications, and it is often restrictive to rule out all types of dynamic dependence of the treatment on them. To see this, suppose that there are many individual observations within a state, and write state-level averages based on (19):

$$\bar{Y}_{jt} = X_{jt}\beta + \bar{A}_j + F_t + \zeta V_{jt}, \quad j = 1, \dots, J, \quad t = 1, \dots, T, \quad (20)$$

where  $\bar{Y}_{jt}$  is the population average outcome in state  $j$  at time  $t$ , and  $\bar{A}_j$  is the population average of  $A_i$  in state  $j$ . Note that the state-level average of the idiosyncratic shocks  $\varepsilon_{it}$  is equal to zero. In (20), both treatment and outcome are at the same level of aggregation (the state). Hence, the usual concerns with strict exogeneity assumptions apply.

While it may be unrealistic to think of the decision of a local government to be based on individual outcome realizations  $Y_{i,t-s}$ , it is natural to expect that average realizations in the state  $\bar{Y}_{j,t-s}$  (for example, how state-level employment evolved in the past) may influence how the state sets the minimum wage at time  $t$ . Now, if sequential exogeneity holds at the state level,

$$\mathbb{E}[V_{jt} \mid X_{j1}, \dots, X_{jt}] = 0,$$

but strict exogeneity does not hold,

$$\mathbb{E}[V_{jt} \mid X_{j1}, \dots, X_{jT}] \neq 0,$$

and if  $\zeta \neq 0$ , then standard difference-in-differences estimators such as two-way fixed-effects will be biased and inconsistent in general.

This discussion highlights that concerns with strict exogeneity apply equally to aggregate treatments, unless the researcher can convincingly rule out the presence of dynamic selection based on aggregate shocks.

## 5 Feedback in two- and three-period models

The two-period model with a binary treatment is often presented as the canonical difference-in-differences setting (Abadie, 2005). Here we first analyze how the presence of feedback modifies

the usual conclusions based on this model, and then discuss how to interpret a lack of pre-trends in a setting with an additional pre-treatment period.

## 5.1 Bias in a two-period model with a binary treatment

Suppose  $X_{it}$  is binary,  $X_{i1} = 0$  for all  $i$ , and  $X_{i2} = 1$  for a subset of units (the treated group) while the other units (the control group) have  $X_{i2} = 0$ . Suppose that

$$Y_{it} = B_{it}X_{it} + A_i + F_t + U_{it}, \quad i = 1, \dots, N, \quad t = 1, 2,$$

where note that the treatment effect  $B_{it}$  is heterogeneous across units and over time. Lastly, suppose that the treatment is sequentially exogenous (but may not be strictly exogenous), so that

$$\mathbb{E}[U_{i2} | X_{i1} = 0, X_{i2} = 1] = \mathbb{E}[U_{i2} | X_{i1} = 0, X_{i2} = 0].$$

In this model, we can write

$$\begin{aligned} & \overbrace{\mathbb{E}[Y_{i2} - Y_{i1} | X_{i1} = 0, X_{i2} = 1] - \mathbb{E}[Y_{i2} - Y_{i1} | X_{i1} = 0, X_{i2} = 0]}^{\text{DID}} \\ &= \overbrace{\mathbb{E}[B_{i2} | X_{i1} = 0, X_{i2} = 1]}^{\text{ATT}} \\ & \quad + \underbrace{\mathbb{E}[U_{i1} | X_{i1} = 0, X_{i2} = 0] - \mathbb{E}[U_{i1} | X_{i1} = 0, X_{i2} = 1]}_{\text{bias}}, \end{aligned}$$

where the bias term is only zero under strict exogeneity. Indeed, in this setting, SE coincides with the assumption of parallel trends (PT), since, denoting as  $Y_{it}(0)$  potential outcomes in the absence of treatment (assuming that the treatment is not anticipated), we have

$$\begin{aligned} & \mathbb{E}[Y_{i2}(0) - Y_{i1}(0) | X_{i1} = 0, X_{i2} = 1] - \mathbb{E}[Y_{i2}(0) - Y_{i1}(0) | X_{i1} = 0, X_{i2} = 0] \\ &= \mathbb{E}[U_{i1} | X_{i1} = 0, X_{i2} = 0] - \mathbb{E}[U_{i1} | X_{i1} = 0, X_{i2} = 1] = \text{bias}. \end{aligned} \tag{21}$$

Under SE/PT, the bias term is equal to zero, and the difference-in-differences (DID) estimand is equal to the average treatment effect on the treated (ATT). This recovers the classic result in [Abadie \(2005\)](#). However, when SE/PT fails the bias term is generally non-zero, and the difference-in-differences estimand differs from the ATT in general.<sup>8</sup>

---

<sup>8</sup>Exceptions include the case where  $U_{it}$  follows a random walk with an innovation that is independent of the treatment, as discussed in [Ghanem, Sant'Anna, and Wüthrich \(2022\)](#).



## 5.2 Pre-trends in a three-period model with a binary treatment

Next, maintaining the setup from the previous subsection, suppose there is an additional initial period “0”, where no-one is treated. It is common in applications to verify that pre-trends are parallel in support of the SE/PT assumption, as discussed in Subsection 4.2. In the present model, pre-trends are parallel if

$$\begin{aligned} & \mathbb{E}[Y_{i1}(0) - Y_{i0}(0) \mid X_{i1} = 0, X_{i2} = 1] - \mathbb{E}[Y_{i1}(0) - Y_{i0}(0) \mid X_{i1} = 0, X_{i2} = 0] \\ &= \mathbb{E}[U_{i1} - U_{i0} \mid X_{i1} = 0, X_{i2} = 0] - \mathbb{E}[U_{i1} - U_{i0} \mid X_{i1} = 0, X_{i2} = 1] = 0. \end{aligned} \quad (22)$$

Does the absence of pre-trends in (22) imply that the SE/PT assumption holds, i.e., that the bias is zero in (21)?

To illustrate the difference between parallel *pre*-trends and parallel trends/SE, suppose  $X_{i0} = X_{i1}$  is exogenously set to zero in periods 0 and 1, and treatment in period 2 satisfies

$$X_{i2} = \mathbf{1}\{Z_i \geq 0\},$$

where selection into treatment depends on an index  $Z_i$  that may include past shocks to outcomes  $U_{i0}$  and  $U_{i1}$ , and some other unrelated factors, but not the current shocks  $U_{i2}$  (consistently with the assumption of sequential exogeneity). In addition, suppose that the conditional means  $\mathbb{E}[U_{i1} \mid Z_i] = \lambda_1(Z_i - \mathbb{E}[Z_i])$  and  $\mathbb{E}[U_{i0} \mid Z_i] = \lambda_0(Z_i - \mathbb{E}[Z_i])$  are linear.

In this case, pre-trends are parallel if and only if  $\lambda_1 = \lambda_0$  (by (22)), while the bias due to failure of SE/PT is (by (21))

$$\begin{aligned} \text{bias} &= \mathbb{E}[U_{i1} \mid X_{i1} = 0, X_{i2} = 0] - \mathbb{E}[U_{i1} \mid X_{i1} = 0, X_{i2} = 1] \\ &= \mathbb{E}[U_{i1} \mid Z_i < 0] - \mathbb{E}[U_{i1} \mid Z_i \geq 0] \\ &= \mathbb{E}[\mathbb{E}(U_{i1} \mid Z_i) \mid Z_i < 0] - \mathbb{E}[\mathbb{E}(U_{i1} \mid Z_i) \mid Z_i \geq 0] \\ &= \mathbb{E}[\lambda_1(Z_i - \mathbb{E}[Z_i]) \mid Z_i < 0] - \mathbb{E}[\lambda_1(Z_i - \mathbb{E}[Z_i]) \mid Z_i \geq 0], \end{aligned}$$

that is,

$$\text{bias} = \lambda_1 (\mathbb{E}[Z_i \mid Z_i < 0] - \mathbb{E}[Z_i \mid Z_i \geq 0]). \quad (23)$$

There are many instances where pre-trends are parallel, yet SE/PT does not hold and the bias in (23) is substantial. A simple example is when  $Z_i = U_{i0} + U_{i1} + \xi_i$ , where  $U_{i0}$  and  $U_{i1}$  have the same variances and are independent of  $\xi_i$  (and conditional means are linear). In fact, it is clear in this example that there is no reason at all for  $\lambda_1 = \lambda_0$  to imply that the bias in (23) is zero.

The discussion in this section underscores that failure of strict exogeneity causes bias and inconsistency even in the canonical two-period difference-in-differences design. [Ghanem, Sant’Anna, and Wüthrich \(2022\)](#) and [Marx, Tamer, and Tang \(2024b\)](#) provide in-depth analyses of selection issues in DID settings. Moreover, the simple three-period model considered here highlights that verifying that pre-trends are parallel does not suffice to support the assumption of strict exogeneity/parallel trends.

The remainder of this paper presents methods that, unlike two-way fixed effects estimators and related methods, are robust to failure of strict exogeneity and the presence of feedback. These methods rely on using lagged covariates as instrumental variables. Such methods are ineffective in the simple two- and three-period models with an absorbing treatment considered in this section since  $X_{i0}$  and  $X_{i1}$  do not vary at all. However, in less stylized settings where  $X_{it}$  exhibits more variation, these methods provide ways to meaningfully relax strict exogeneity by allowing for feedback.

## 6 Solutions and pitfalls in linear panel data models with constant coefficients

### 6.1 Sequential moment restrictions

A classic approach to estimation in linear models with sequentially exogenous covariates is based on *sequential moment restrictions*. [Arellano \(2003\)](#) provides a comprehensive review of many available approaches. Consider the panel data model (14) under the assumption that covariates  $X_{it}$  are sequentially exogenous as in (15). In applications,  $X_{it}$  may include lagged outcomes in addition to other sequentially exogenous covariates.<sup>9</sup>

Differencing between periods  $t$  and  $t - 1$  yields

$$\mathbb{E}[Y_{it} - Y_{i,t-1} - (X_{it} - X_{i,t-1})'\beta \mid X_i^{t-1}] = 0, \quad (24)$$

where in the rest of the paper the notation  $Z^t$  will indicate the history of  $Z_t$  up to period  $t$ . Equation (24) represents a set of sequential conditional moment restrictions, for all periods  $t$ . As a result, any function  $g(X_i^{t-1})$  of the history of the covariate can be used as an instrument in first differences, giving the unconditional moment restrictions

$$\mathbb{E}[g(X_i^{t-1}) (Y_{it} - Y_{i,t-1} - (X_{it} - X_{i,t-1})'\beta)] = 0. \quad (25)$$

---

<sup>9</sup>Including outcome lags is often crucial in applications, as recently highlighted in [Klosin \(2024\)](#).

Different choices of instrument functions are used in practice. One example is the use of first differences as instruments, such as  $g(X_i^{t-1}) = X_{i,t-1} - X_{i,t-2}$ . Another example is the use of instruments in levels, such as  $g(X_i^{t-1}) = X_{i,t-1}$ . The popular GMM estimator from [Arellano and Bond \(1991\)](#) (ABond hereafter) is based on the moment restrictions (24), see also [Holtz-Eakin, Newey, and Rosen \(1988\)](#). The optimally-weighted GMM estimator achieves the semi-parametric efficiency bound of the model under restrictions (24) (see [Chamberlain, 1992a](#)).

## 6.2 Issues with common dynamic panel data estimators

Despite their popularity in applied work, estimators based on first differences and instrumental variables suffer from several shortcomings. Two main issues have been extensively discussed in the literature, see Chapter 11 in [Wooldridge \(2010\)](#) for example.

The first issue is that instruments may be *weak*. For example, with  $T = 2$  and a scalar covariate we have

$$Y_{i2} - Y_{i1} = \beta(X_{i2} - X_{i1}) + U_{i2} - U_{i1},$$

and the instrument  $X_{i1}$  is weak when  $X_{i2} - X_{i1}$  and  $X_{i1}$  are weakly correlated. As another example, consider a first-order autoregressive model

$$Y_{it} = \rho Y_{i,t-1} + (1 - \rho)A_i + U_{it}, \tag{26}$$

where  $\mathbb{E}[U_{it} | Y_i^{t-1}] = 0$ . The relevance of  $Y_{i,t-1}$  as an instrument hinges on there being a non-zero correlation between  $Y_{i,t-1} - Y_{i,t-2}$  and  $Y_{i,t-2}$ . One thus expects the instrument to be weak when  $\rho$  is close to 1.

A second issue with panel data estimators based on IV and first differences is that, when  $T$  is not small relative to  $N$ , the number of instruments is *large* relative to the sample size. Indeed, the fact that any lagged  $X_{it}$  beyond the first order is a valid instrument because of (24) implies that the number of instruments increases with  $T$ . Specifically, linear moment restrictions imply  $T(T-1)/2$  valid moments (for a single scalar covariate). This causes an issue of proliferation of instruments. In simulations, researchers have found that method-of-moment estimators exhibit bias in such cases (e.g., [Kiviet, 1995](#)).

Considering the autoregressive model (26) in an asymptotic regime where both  $N$  and  $T$  increase, [Alvarez and Arellano \(2003\)](#) show that the ABond estimator is biased when  $N/T$  tends to a constant. Specifically, they show that, while the OLS estimator with fixed effects suffers from a bias of order  $1/T$ , the ABond estimator suffers from a bias of order  $1/N$ . When  $N$  and

$T$  have comparable magnitudes, the bias is not negligible relative to the standard deviation of the estimator (which is proportional to  $1/\sqrt{NT}$ ). This distorts confidence intervals and affects the validity of inference.

The analysis in [Alvarez and Arellano \(2003\)](#) implies that, when  $N$  and  $T$  have comparable magnitudes, IV estimators may suffer from biases, similarly to OLS with fixed effects. This issue is due to the fact that the estimator is based on a set of moment restrictions that grows with  $T$ . If instead one uses a single lag  $Y_{i,t-2}$  in model (26), for example, then the GMM estimator does not suffer from an asymptotic bias in the asymptotic regime analyzed in [Alvarez and Arellano \(2003\)](#).

### 6.3 Additional moment restrictions

A first reaction to the weak instruments issue highlighted in the previous subsection has been to impose additional moment restrictions. One popular assumption is that the association between the instruments and the unobserved effects  $A_i$  is constant. For example, when using lags of  $X_{it}$  as instruments this requires assuming that

$$\mathbb{E}[X_{it}A_i] = \mathbb{E}[X_{is}A_i] \text{ for all } t, s. \quad (27)$$

If the stationarity condition (27) holds, then

$$\mathbb{E}[(X_{it} - X_{i,t-1})(A_i + U_{it})] = \underbrace{\mathbb{E}[X_{it}A_i] - \mathbb{E}[X_{i,t-1}A_i]}_{=0 \text{ by (27)}} + \mathbb{E}[(X_{it} - X_{i,t-1})\underbrace{\mathbb{E}[U_{it} | X_i^t]}_{=0 \text{ by (15)}}] = 0,$$

so  $X_{it} - X_{i,t-1}$  is a valid instrument for the equations in levels, leading to the moment conditions

$$\mathbb{E}[(X_{it} - X_{i,t-1})(Y_{it} - X_{it}'\beta)] = 0. \quad (28)$$

[Arellano and Bover \(1995\)](#) introduced such stationarity restrictions and analyzed efficiency properties in a setting that combines restrictions of the form (28) with the ABond restrictions (24), corresponding to the “system GMM” estimator. [Blundell and Bond \(1998\)](#) adapted and applied this strategy for production function estimation.

Another type of moment restrictions was introduced by [Ahn and Schmidt \(1995\)](#). Suppose that the sequential exogeneity assumption (11) is replaced by

$$\mathbb{E}[U_{it} | X_i^t, Y_i^{t-1}, A_i] = 0. \quad (29)$$

This requires adding lagged outcomes as regressors to the model, which is often not restrictive since dynamic models typically include lagged outcomes. In addition, (29) requires mean inde-

pendence to hold conditional on the unobserved effect  $A_i$ . While this *conditional* sequential exogeneity assumption is formally more restrictive than its unconditional version  $\mathbb{E}[U_{it} | X_i^t, Y_i^{t-1}] = 0$ , it still allows for unrestricted forms of feedback. Now, if (29) holds, then

$$\mathbb{E}[(A_i + U_{it})(U_{i,t-1} - U_{i,t-2})] = 0,$$

which implies quadratic moment restrictions on the parameters. Such restrictions may be combined with the ones derived by [Arellano and Bond \(1991\)](#) and [Arellano and Bover \(1995\)](#).

However, while one may hope that adding informative moment restrictions may alleviate weak instruments issues, by construction doing so *increases* the number of moment restrictions used in estimation and may thus be subject to the “many instruments” problem. The methods reviewed next are not based on additional moment restrictions and are thus potentially more robust to this last issue.

## 6.4 Quasi-likelihood approaches

Another reaction to the issues with the ABond and other GMM estimators based on sequential moment restrictions has been to develop alternative estimation strategies. A strategy proposed by several authors is to adopt a likelihood approach based on a Gaussian specification. The motivation for this approach is that the likelihood implicitly “weighs” the sequential moments implied by the model in a way that would be optimal under the Gaussian parametric assumptions, yet may perform better than GMM even when the parametric assumptions are violated (hence the name “quasi” likelihood).

[Hsiao, Pesaran, and Tahmiscioglu \(2002\)](#) introduce a transformed maximum likelihood approach for equations in first differences. [Alvarez and Arellano \(2003\)](#) consider and analyze a random-effects estimation approach in levels that additionally requires a normal specification for the distribution of the individual effect  $A_i$  given initial conditions, see also [Alvarez and Arellano \(2004\)](#). This correlated random-effects specification is reminiscent of the [Mundlak \(1978\)](#) approach for static panel data models. [Moral-Benito \(2013\)](#) and [Moral-Benito, Allison, and Williams \(2019\)](#) develop likelihood approaches for general models with sequentially exogenous regressors. [Bun, Carree, and Juodis \(2017\)](#) study the finite-sample performance of some of these estimators in simulations.

Consider the autoregressive model in [Alvarez and Arellano \(2004\)](#),

$$Y_{it} = \rho Y_{i,t-1} + A_i + U_{it}, \quad i = 1, \dots, N, \quad t = 1, \dots, T. \quad (30)$$

Suppose that  $A_i$ , given the initial condition  $Y_{i0}$ , is drawn from a Gaussian distribution with a mean that is linear in  $Y_{i0}$  and a constant variance, and suppose that  $U_{it}$  are Gaussian i.i.d.

over time with constant variance. Maximizing the log-likelihood yields the maximum likelihood estimator  $\hat{\rho}$ , which is consistent and asymptotically normal as  $N$  tend to infinity under Gaussianity. Moreover,  $\hat{\rho}$  remains consistent and asymptotically normal even if the true data generating process does not satisfy Gaussian assumptions, albeit with a different asymptotic variance. Moreover, [Alvarez and Arellano \(2003\)](#) show that, as  $N$  and  $T$  tend to infinity at the same rate,

$$\sqrt{NT}(\hat{\rho} - \rho) \xrightarrow{d} \mathcal{N}(0, 1 - \rho^2),$$

showing that, unlike the ABond estimator, the quasi-maximum likelihood estimator  $\hat{\rho}$  does not suffer from asymptotic bias.

In more general models with sequentially exogenous covariates, [Moral-Benito \(2013\)](#) proposes a likelihood approach that relies on a specification of the feedback process, assuming that

$$X_{it} | Y_i^{t-1}, X_i^{t-1}, A_i$$

is Gaussian with a mean that depends linearly on  $Y_i^{t-1}, X_i^{t-1}, A_i$  and a constant variance matrix. As in the case of the likelihood specification for the autoregressive model, the resulting quasi-maximum likelihood estimator remains consistent and asymptotically normal even when the Gaussian assumptions are violated.

## 6.5 Large-T perspective and bias correction

The large-T perspective introduced in [Hahn and Kuersteiner \(2002\)](#) can be used to develop novel estimators with improved properties in panels of moderate size (i.e., where the time dimension is not too short). This class of estimators is based on an asymptotic approach where  $N$  and  $T$  tend to infinity jointly. The key idea is, starting from an estimator such as OLS, to then remove the bias (or, in practice, an estimate of the bias) from the estimator.

To illustrate the idea, consider the simple case of the OLS estimator with fixed effects  $\hat{\rho}$  based on the autoregressive model (30). As  $N, T$  tend to infinity at the same rate, [Hahn and Kuersteiner \(2002\)](#) show that

$$\sqrt{NT} \left( \hat{\rho} - \left( \rho - \frac{1 + \rho}{T} \right) \right) \xrightarrow{d} \mathcal{N}(0, 1 - \rho^2). \quad (31)$$

This suggests that the bias-corrected estimator

$$\hat{\rho}^{\text{BC}} = \hat{\rho} + \frac{1 + \hat{\rho}}{T}$$

satisfies

$$\sqrt{NT}(\hat{\rho}^{\text{BC}} - \rho) \xrightarrow{d} \mathcal{N}(0, 1 - \rho^2). \quad (32)$$

In other words, the bias-corrected estimator  $\hat{\rho}^{\text{BC}}$  is free from (asymptotic) bias, and the asymptotic distribution of  $\sqrt{NT}(\hat{\rho}^{\text{BC}} - \rho)$  is correctly centered at zero, enabling the usual construction of asymptotically valid confidence intervals.

More generally, in models with general sequentially exogenous covariates, and starting with an estimator  $\hat{\beta}$  satisfying an expansion of the form (16), the bias-correction approach is based on a consistent estimator  $\hat{C}$  of the constant  $C$ , and on the resulting bias-corrected estimator

$$\hat{\beta}^{\text{BC}} = \hat{\beta} - \frac{\hat{C}}{T}.$$

Typically, the asymptotic distribution of  $\sqrt{NT}(\hat{\beta}^{\text{BC}} - \beta)$  is correctly centered, similar to (32). See [Arellano and Hahn \(2007\)](#) for a survey of various approaches, and [Dhaene and Jochmans \(2015\)](#) for an approach based on split-panel jackknife.

The price to pay for relying on large- $T$  asymptotic arguments is that bias-corrected estimators such as  $\hat{\rho}^{\text{BC}}$  and  $\hat{\beta}^{\text{BC}}$  are generally not consistent in short panels, in the sense that they do not converge to the population parameter as  $N$  tends to infinity while  $T$  is fixed, only as  $N$  and  $T$  tend to infinity jointly. In some settings, it is possible to completely remove the bias and achieve fixed- $T$  consistency, as [Bun and Carree \(2005\)](#) do in an autoregressive model, however this situation appears to be the exception rather than the rule.

## 6.6 Misspecification issues in dynamic panel models

It is important to note that, except for methods based on large- $T$  arguments, all the methods reviewed in this section rely on conditional moment restrictions such as (24) being satisfied. That is, the credibility of the methods hinges on the validity of instrumental variables that, unlike in the quasi-experimental literature, are *internal* to the model. As a result, a threat to validity is that the model be misspecified in some dimensions. One form of misspecification, which was already highlighted in [Arellano and Bond \(1991\)](#), is related to the dependence structure of errors when lagged outcomes are present in the equation. Indeed, considering the autoregressive model (30) and assuming that  $\mathbb{E}[U_{it} | Y_i^{t-1}] = 0$  requires  $U_{it}$  to be independent over time. [Arellano and Bond \(1991\)](#) propose a test of this hypothesis, against a more general alternative that  $U_{it}$  follow a moving-average process of a given order.

Empirically, there are other reasons why the model, and the implied moment restrictions, may be misspecified. One reason is that, unlike what model (14) postulates, the coefficients

$\beta$  may be heterogeneous across individuals and possibly over time as well (Marx, Tamer, and Tang, 2024a). This concern with treatment effects *heterogeneity* has taken a central place in modern applied econometrics, as reviewed in the introduction, and it is the topic of the next section. Another possible source of misspecification is that, in contrast with the linear model (14), the true relationship between outcomes  $Y_{it}$  and covariates  $X_{it}$  may be *nonlinear*. Such a concern is prevalent in settings with continuous treatments or discrete outcomes, and it is the topic of Section 8.

## 7 Heterogeneity and feedback

### 7.1 Chamberlain’s negative result

Allowing for coefficient heterogeneity is of paramount importance in many applications. In policy evaluation settings, how to handle the presence of unobserved treatment effects heterogeneity is often a central part of the analysis. In models with strictly exogenous covariates, many methods have been developed to estimate features of the distribution of heterogeneous coefficients, see, e.g., Chamberlain (1992b), Arellano and Bonhomme (2012), Graham and Powell (2012), and the survey by Bonhomme and Denis (2025). Those methods have also been applied to difference-in-differences settings, see Borusyak, Jaravel, and Spiess (2024), Botosaru and Liu (2025), de Chaisemartin and D’Haultfœuille (2025), and the survey by Arkhangelsky and Imbens (2024).

However, identification raises important new challenges when covariates are sequentially exogenous and treatment effects are heterogeneous. An important contribution by Gary Chamberlain (Chamberlain, 2022) establishes a negative identification result in a model with a binary sequentially exogenous covariate where both the coefficient of the covariate and the intercept vary unrestrictedly across individuals.

To understand the identification challenge, consider the following random coefficients model

$$Y_{it} = B_i X_{it} + A_i + F_t + U_{it}, \quad i = 1, \dots, N, \quad t = 1, \dots, T, \quad (33)$$

where it is assumed that the scalar covariate  $X_{it}$  is sequentially exogenous in the sense of

$$\mathbb{E}[U_{it} \mid X_{i1}, \dots, X_{it}] = 0, \quad (34)$$

and observations are i.i.d. over  $i$ . Suppose one wishes to characterize the identified set for the average treatment effect parameter  $\mu = \mathbb{E}[B_i]$ . Establishing identification requires showing that the set is in fact a singleton.



To provide intuition, consider first model (33) without time effects (i.e.,  $F_t = 0$ ) and  $T = 2$ , and write first differences as

$$Y_{i2} - Y_{i1} = B_i(X_{i2} - X_{i1}) + U_{i2} - U_{i1}. \quad (35)$$

Clearly, the mean of  $B_i$  may only be identified in subpopulations such that  $X_{i2} - X_{i1}$  is non-zero. In other words, the average treatment effect (ATE) is never identified, and as is common in the literature we will aim to identify some form of average treatment effect “on the treated” (ATT). In the present discussion I will assume that the support of  $X_{i2} - X_{i1}$  is bounded away from zero.<sup>10</sup>

We then have

$$\underbrace{\frac{Y_{i2} - Y_{i1}}{X_{i2} - X_{i1}}}_{=\hat{B}_i} = B_i + \frac{U_{i2} - U_{i1}}{X_{i2} - X_{i1}}, \quad (36)$$

where  $\hat{B}_i$  is the OLS estimator of  $B_i$  in model (33) for the *single* individual  $i$ . Since there are only two periods, we expect  $\hat{B}_i$  to be very noisy. Nevertheless, under strict exogeneity, the average OLS (or “mean group”) estimator is unbiased for  $\mu$ , since

$$\mathbb{E} \left[ \frac{1}{N} \sum_{i=1}^N \hat{B}_i \right] = \mathbb{E}[B_i] + \frac{1}{N} \sum_{i=1}^N \mathbb{E} \left[ \frac{\overbrace{\mathbb{E}[U_{i2} - U_{i1} \mid X_{i1}, X_{i2}]}^{=0}}{X_{i2} - X_{i1}} \right] = \mu.$$

However, this argument breaks down when  $X_{it}$  are not strictly exogenous and

$$\mathbb{E}[U_{i2} - U_{i1} \mid X_{i1}, X_{i2}] \neq 0.$$

Chamberlain (2022) considers model (33) with a binary treatment in the presence of time effects, and he takes  $T = 2$ . That is, imposing the normalization  $F_1 = 0$  and denoting  $F_2 = F$ ,

$$Y_{i1} = B_i X_{i1} + A_i + U_{i1}, \quad \mathbb{E}[U_{i1} \mid X_{i1}] = 0, \quad (37)$$

$$Y_{i2} = B_i X_{i2} + A_i + F + U_{i2}, \quad \mathbb{E}[U_{i2} \mid X_{i1}, X_{i2}] = 0. \quad (38)$$

Obviously, in this model there is no way to identify  $\mathbb{E}[B_i \mid X_{i1} = 1, X_{i2} = 1]$  and  $\mathbb{E}[B_i \mid X_{i1} = 0, X_{i2} = 0]$  (“average treatment effects on stayers”) due to the presence of the unrestricted intercept  $A_i$ . However, remarkably, Chamberlain (2022) shows that  $\mathbb{E}[B_i \mid X_{i1} = 0, X_{i2} = 1]$  and  $\mathbb{E}[B_i \mid X_{i1} = 1, X_{i2} = 0]$  (“average treatment effects on movers”) are not identified either, and nor is the time effect  $F$ . This situation stands in sharp contrast with settings under strict exogeneity, where these last three quantities are identified, although average effects on stayers are not (Chamberlain, 1992b).

---

<sup>10</sup>Graham and Powell (2012) study the case where  $X_{i2} - X_{i1}$  is close to zero and identification may be irregular.

## 7.2 Point-identified averages

There have been two responses to Chamberlain's negative result. The first one has been to characterize and study quantities that remain identified under sequential heterogeneity. This is the topic of this subsection and the next. The second response, which I will turn to in Subsection 7.4, has been to adopt a partial identification approach and bound the quantities that are not point-identified.

Consider model (33)-(34), with the normalization  $F_T = 0$ , and focus for concreteness on the case where  $X_{it}$  is binary. As in Bonhomme (2025), we ask what weighted averages of  $B_i$ ,

$$\mu = \mathbb{E} [c(X_{i1}, \dots, X_{iT}) B_i],$$

are identified, where  $c(X_{i1}, \dots, X_{iT})$  are possibly positive or negative (scalar) weights.

A sufficient condition for  $\mu$  to be identified is that there exist functions  $\varphi_t : \{0, 1\}^t \mapsto \mathbb{R}$ , for  $t = 1, \dots, T-1$ , such that

$$c(X_{i1}, \dots, X_{iT}) = \sum_{t=1}^{T-1} (X_{it} - X_{iT}) \varphi_t(X_i^t), \quad (39)$$

$$0 = \mathbb{E}[\varphi_t(X_i^t)], \quad t = 1, \dots, T-1. \quad (40)$$

Here,  $\varphi_t(X_i^t)$  are functions of the history of the covariate, which are effectively used as instrumental variables (as is often the case in dynamic panel data settings).

To see why (39) and (40) imply that  $\mu$  is identified, note that

$$\begin{aligned} \mu &= \mathbb{E} [c(X_{i1}, \dots, X_{iT}) B_i] \\ &= \mathbb{E} \left[ \left( \sum_{t=1}^{T-1} (X_{it} - X_{iT}) \varphi_t(X_i^t) \right) B_i \right] \text{ by (39)} \\ &= \mathbb{E} \left[ \sum_{t=1}^{T-1} \varphi_t(X_i^t) (X_{it} B_i - X_{iT} B_i) \right] \\ &= \mathbb{E} \left[ \sum_{t=1}^{T-1} \varphi_t(X_i^t) (Y_{it} - F_t - U_{it} - Y_{iT} + U_{iT}) \right] \\ &= \mathbb{E} \left[ \sum_{t=1}^{T-1} \varphi_t(X_i^t) (Y_{it} - Y_{iT}) \right] - \sum_{t=1}^{T-1} \mathbb{E} [\varphi_t(X_i^t)] F_t \text{ by (34)} \\ &= \mathbb{E} \left[ \sum_{t=1}^{T-1} \varphi_t(X_i^t) (Y_{it} - Y_{iT}) \right] \text{ by (40),} \end{aligned}$$

where the next-to-last line uses that, by (34) and the law of iterated expectations,

$$\mathbb{E} [\varphi_t(X_i^t) (U_{it} - U_{iT})] = \mathbb{E} [\varphi_t(X_i^t) \mathbb{E} (U_{it} - U_{iT} | X_i^t)] = 0,$$

and the expression in the last line is a population mean of observed variables, hence identified. Note that (40) is only needed due to the presence of the time effects  $F_t$ .

In fact, it can be shown using the strategy in Bonhomme (2025) that, if no functions  $\varphi_t$  satisfy (39)-(40), then  $\mu$  is not identified. Moreover, in that case the identified set for  $\mu$  is the whole real line. Hence, the class of weights  $c$  leading to point-identified weighted averages is fully characterized as the solution to a linear system of equations whose parameters are the values of the functions  $\varphi_t$ . This allows for simple and exhaustive characterizations in cases that have been previously considered in the literature.

As a first example, consider the model without time effects and  $T = 3$ , as studied in Arellano and Bonhomme (2012). In this model, (40) is not needed for identification (due to the absence of time effects), and (39) reads

$$c(X_{i1}, X_{i2}, X_{i3}) = (X_{i1} - X_{i3})\varphi_1(X_{i1}) + (X_{i2} - X_{i3})\varphi_2(X_{i1}, X_{i2}). \quad (41)$$

Hence, enumerating the  $2^3 = 8$  support points of  $(X_{i1}, X_{i2}, X_{i3})$ , the identification condition can equivalently be written as

$$\begin{aligned} c(X_{i1}, X_{i2}, X_{i3}) = & \varphi_1(1)X_{i1}(X_{i1} - X_{i3}) + \varphi_1(0)(1 - X_{i1})(X_{i1} - X_{i3}) + \varphi_2(1, 1)X_{i1}X_{i2}(X_{i2} - X_{i3}) \\ & + \varphi_2(1, 0)X_{i1}(1 - X_{i2})(X_{i2} - X_{i3}) + \varphi_2(0, 1)(1 - X_{i1})X_{i2}(X_{i2} - X_{i3}) \\ & + \varphi_2(0, 0)(1 - X_{i1})(1 - X_{i2})(X_{i2} - X_{i3}), \end{aligned}$$

which defines a six-dimensional linear space. Arellano and Bonhomme (2012) highlight that  $X_{i1}(X_{i2} - X_{i1})$ ,  $X_{i1}(X_{i3} - X_{i1})$ , and  $X_{i2}(X_{i3} - X_{i2})$  all lead to point identification. In fact, as the above derivation shows, additional weighted averages are identified.

As a second example, consider model (37)-(38) analyzed by Chamberlain (2022), with time effects and  $T = 2$ . In this case (39) and (40) read, denoting  $\pi_1 = \mathbb{E}[X_{i1}]$ ,

$$\begin{aligned} c(X_{i1}, X_{i2}) = & X_{i1}(X_{i1} - X_{i2})\varphi_1(1) + (1 - X_{i1})(X_{i1} - X_{i2})\varphi_1(0), \\ 0 = & \pi_1\varphi_1(1) + (1 - \pi_1)\varphi_1(0). \end{aligned}$$

Hence, if  $\pi_1 \neq 0$ ,  $\mu$  is point-identified if and only if  $c(X_{i1}, X_{i2})$  is proportional to

$$c_0(X_{i1}, X_{i2}) = (1 - \pi_1)X_{i1}(1 - X_{i2}) + \pi_1(1 - X_{i1})X_{i2}. \quad (42)$$

This defines a one-dimensional linear space that does not include either the average effects on movers nor the ones on stayers, consistently with the analysis in Chamberlain (2022).

### 7.3 Best identified approximation

When point-identification of  $\mu$  fails, its identified set is unbounded. In this case, following [Azriel and Schwartzman \(2020\)](#), [Bonhomme \(2025\)](#) proposes to focus on the weighted average  $\mu^*$  that is closest to  $\mu$  while being point-identified. The quantity  $\mu^*$  is the *best identified approximation* to  $\mu$ .

To illustrate this approach, consider again model (37)-(38), and suppose that the researcher is interested in the average treatment effect  $\mu = \mathbb{E}[B_i]$ , which corresponds to  $c$  being a vector of ones. Although  $\mu$  is not point-identified in that setting, one can consider

$$\mu^* = \mathbb{E}[\lambda^* c_0(X_{i1}, X_{i2}) B_i],$$

where  $c_0$  is given by (42), and

$$\lambda^* = \underset{\lambda}{\operatorname{argmin}} \mathbb{E}[(1 - \lambda c_0(X_{i1}, X_{i2}))^2].$$

Note the presence of the constant weights  $c = 1$  in this formula, which correspond to the average effect of interest  $\mathbb{E}[B_i] = \mathbb{E}[1 \times B_i]$ .

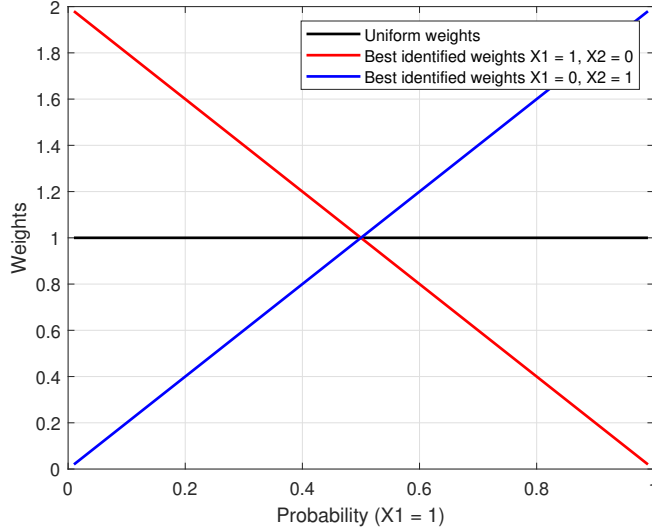
I plot the weights  $c$  and  $c^*$  in Figure 2, for the case where  $X_{i1}$  and  $X_{i2}$  follow independent Bernoulli distributions:  $X_{i1} \sim \text{Ber}(\pi_1)$ , where I vary  $\pi_1$  on the x-axis, and  $X_{i2} \sim \text{Ber}(1/2)$ . The original weights  $c$  are identically equal to one, and are shown in black in the Figure. The weights  $c^*$  corresponding to the best identified approximation are shown in blue (for  $c^*(0, 1)$ ) and red (for  $c^*(1, 0)$ ). The best identified weights for stayers (not shown in the Figure) are  $c^*(0, 0) = c^*(1, 1) = 0$ .

Several conclusions can be drawn from Figure 2. First,  $c^*$  and  $c$  are different, which reflects the lack of point-identification of  $\mu = \mathbb{E}[B_i]$ . Second, despite these differences, the weights  $c^*$  corresponding to the best identified approximation are all non-negative, consistent with a “weakly causal” interpretation of  $\mu^*$ . Third, as the probability  $\pi_1 = \Pr(X_{i1} = 1)$  increases,  $\mu^*$  puts more weight on the combination  $(X_{i1} = 0, X_{i2} = 1)$  relative to  $(X_{i1} = 1, X_{i2} = 0)$ . Lastly, when  $\pi_1 = \frac{1}{2}$  we have  $c^*(0, 1) = c^*(1, 0) = 1$ , which identifies the following average treatment effect on movers:

$$\mathbb{E}[B_i | (X_{i1} = 0, X_{i2} = 1) \text{ OR } (X_{i1} = 1, X_{i2} = 0)].$$

Characterizing further the properties of best identified approximations in models with sequential exogeneity is a promising avenue for future work.

Figure 2: Revisiting Chamberlain’s negative result: best identified weights



Notes: Uniform weights  $c$  normalized to 1 in black, best identified weights  $c^*$  in the subpopulation with  $X_{i1} = 0, X_{i2} = 1$  in blue, best identified weights  $c^*$  in the subpopulation with  $X_{i1} = 1, X_{i2} = 0$  in red.  $X_{i2} \sim \text{Ber}(0.5)$  independent of  $X_{i1}$ .

## 7.4 Partial identification: the (Wooyong) Lee bounds

To see how to obtain finite bounds on  $\mu$  even when it is not point-identified, consider again model (33) – without time effects for simplicity – and assume that sequential exogeneity holds conditional on the latent individual effects,

$$\mathbb{E}[U_{it} \mid X_{i1}, \dots, X_{it}, A_i, B_i] = 0. \quad (43)$$

Note that this conditional sequential exogeneity assumption differs from the unconditional one, (34), which we assumed in the previous two subsections.

When (43) holds, the characterization of the identified set is more complicated than in (39)-(40). The reason is that one needs to work with the entire distributions of the latent variables  $(A_i, B_i)$ , as their conditional expectations no longer exhaust all the information in the model. Nevertheless, one can show that point identification fails in many cases. For example, focusing on an autoregressive model with  $X_{it} = Y_{i,t-1}$ , Lee (2020) shows that  $\mathbb{E}[B_i]$  is not point-identified. Hence, imposing the stronger condition (43) is not enough to restore point-identification.

Nevertheless, under (43) one can bound the average coefficient  $\mathbb{E}[B_i]$ , as shown by Lee (2020). To see why, consider the simple case  $T = 2$ , and note the model implies the following

unconditional moment restrictions

$$\mathbb{E}[(A_i + B_i X_{it})(Y_{it} - B_i X_{it} - A_i)] = 0, \quad t = 1, 2. \quad (44)$$

It turns out that (44) is enough to obtain finite bounds on  $\mu = \mathbb{E}[B_i]$ .

To develop the argument, observe that, for all scalar  $\lambda$ ,

$$\mu = \mathbb{E} \left[ B_i + \lambda \sum_t (A_i + B_i X_{it})(Y_{it} - B_i X_{it} - A_i) \right].$$

Hence, denoting

$$Q_i(A_i, B_i, \lambda) = B_i + \lambda \sum_t (A_i + B_i X_{it})(Y_{it} - B_i X_{it} - A_i),$$

we have

$$\mu = \mathbb{E}[Q_i(A_i, B_i, \lambda)].$$

Next, note that  $Q_i(A_i, B_i, \lambda)$  is a second-order polynomial in  $A_i, B_i$ . Taking  $\lambda > 0$ , we have

$$\max_{A_i} Q_i(A_i, B_i, \lambda) = B_i + \lambda \sum_t \left( \frac{1}{2} \bar{Y}_i + B_i (X_{it} - \bar{X}_i) \right) \left( Y_{it} - \frac{1}{2} \bar{Y}_i - B_i (X_{it} - \bar{X}_i) \right) = P_i(B_i, \lambda),$$

where  $P_i(B_i, \lambda)$  is a second-order polynomial in  $B_i$ . The coefficient of  $B_i^2$  in  $P_i(B_i, \lambda)$  is  $-\lambda \sum_t (X_{it} - \bar{X}_i)^2$ . If  $\sum_t (X_{it} - \bar{X}_i)^2 > 0$  then the polynomial is strictly concave and it has a finite maximum:

$$Z_i(\lambda) = \max_{B_i} P_i(B_i, \lambda) = \max_{A_i, B_i} Q_i(A_i, B_i, \lambda).$$

Hence, if  $Z_i(\lambda)$  has finite mean then

$$\mu = \mathbb{E}[Q_i(A_i, B_i, \lambda)] \leq \mathbb{E}[Z_i(\lambda)]. \quad (45)$$

This provides a finite upper bound on  $\mu = \mathbb{E}[B_i]$ . The argument for the lower bound is similar, taking  $\lambda < 0$ .

This basic bound can be improved in many ways. One approach is to optimize with respect to  $\lambda$ . Another approach is to consider additional moment restrictions implied by the model.<sup>11</sup> See Lee (2020) for a detailed analysis of identification and inference on the identified set.

It is interesting to note that the existence of a finite bound on  $\mu$  contrasts with the discussion following (39)-(40) that, under (34), the identified set of  $\mu$  is either a singleton or the whole real

---

<sup>11</sup>In fact, the model implies a continuum of those, since one can take arbitrary functions of  $A_i$ ,  $B_i$ , and  $X_i^t$  as instruments.

line. The reason is that the bound in (45) is based on (43), which imposes sequential exogeneity *conditional* on  $A_i, B_i$ . Suppose instead that sequential exogeneity holds unconditionally, as in (34). In this case, the only moment restrictions implied from the model are of the form

$$\mathbb{E}[\psi(X_i^t)(Y_{it} - B_i X_{it} - A_i)] = 0,$$

for arbitrary functions  $\psi$ . Then, defining analogously to before

$$Q_i(A_i, B_i, \lambda) = B_i + \lambda \psi(X_i^t)(Y_{it} - B_i X_{it} - A_i),$$

one notes that  $Q_i(A_i, B_i, \lambda)$  is a *first-order* polynomial in  $A_i, B_i$  that has no finite maximum (except in trivial cases). Hence, indeed,  $\mu$  is either point-identified or its identified set is the whole real line in this case.

## 7.5 Restoring point-identification?

The failure of point-identification in model (33) arises since heterogeneity  $(A_i, B_i)$  is bivariate. A possibility to restore point-identification is to assume that heterogeneity is *scalar*. Consider as an example the model

$$Y_{it} = B_i X_{it} + A_i + U_{it}, \quad i = 1, \dots, N, \quad t = 1, \dots, T, \quad (46)$$

where one assumes that

$$B_i = \theta_1 A_i + \theta_0.$$

This implies

$$Y_{it} = \theta_0 X_{it} + A_i(1 + \theta_1 X_{it}) + U_{it}.$$

Hence we have (assuming that the denominator is non-zero)

$$\frac{Y_{it} - \theta_0 X_{it}}{1 + \theta_1 X_{it}} = A_i + V_{it},$$

where  $V_{it} = \frac{U_{it}}{1 + \theta_1 X_{it}}$  is such that  $\mathbb{E}[V_{it} | X_i^t] = 0$ . Taking first differences then implies the conditional moment restrictions

$$\mathbb{E} \left[ \frac{Y_{it} - \theta_0 X_{it}}{1 + \theta_1 X_{it}} - \frac{Y_{i,t-1} - \theta_0 X_{i,t-1}}{1 + \theta_1 X_{i,t-1}} \middle| X_i^{t-1} \right] = 0.$$

Instruments in levels and differences can be used to identify and estimate  $\theta_0$  and  $\theta_1$ . Once those have been recovered, one obtains

$$\mathbb{E}[A_i] = \mathbb{E} \left[ \frac{Y_{it} - \theta_0 X_{it}}{1 + \theta_1 X_{it}} \right], \quad \mathbb{E}[B_i] = \theta_1 \mathbb{E}[A_i] + \theta_0.$$

Chamberlain (2022) characterizes efficient estimators in this setup. However, assuming that  $(A_i, B_i)$  is uni-dimensional is a strong assumption, which restricts the nature of heterogeneity substantially.

Another possibility to guarantee point-identification in models with coefficient heterogeneity and sequential heterogeneity is to follow a *large-T* approach, as outlined in Subsection 6.5. In this approach, estimates based on models with coefficient heterogeneity and sequentially exogenous covariates typically satisfy bias expansions of the form (16). Given this, bias correction approaches can be applied to such settings as well, see Fernández-Val and Lee (2013) for details. A drawback of large-T approaches is that they do not achieve fixed-T consistency in general, and thus may not perform well in short panels.

## 8 Nonlinearity and feedback

Economic models often imply nonlinear relationships between covariates and outcomes. Decreasing returns, or curvature of preferences, generate nonlinearities that have implications for policy predictions. However, a challenge to extend the analysis in the previous sections to nonlinear settings comes from the presence of latent heterogeneity (i.e., “fixed effects”). Unlike in linear models, it is typically not possible to difference out the heterogeneity except in special cases (Arellano and Honoré, 2001). Under strict exogeneity, solutions exist in general semi-parametric likelihood models (Bonhomme, 2012). However, the presence of un-modeled dynamics and feedback creates additional challenges.

After mentioning some model-specific approaches in certain nonlinear settings, this section focuses on semi-parametric likelihood models with feedback, reviewing results on the existence of valid moment restrictions (which are useful when the parameters are point-identified) and on the characterization of identified sets more generally. The last part of the section incorporates restrictions on the feedback process and shows how this affects the analysis.

### 8.1 Moment conditions in some specific models

Moment restrictions allowing for feedback have been derived in certain specific nonlinear models with a multiplicative structure. Blundell, Griffith, and Windmeijer (2002) consider count data regression models, see also Wooldridge (1997). Al-Sadoon, Li, and Pesaran (2017) derive moment conditions in a binary choice model with an exponential structure. The efficiency analysis in Chamberlain (2022) covers those cases.



To see how to handle the presence of multiplicative heterogeneity and feedback, consider a panel data model with a multiplicative structure,

$$Y_{it} = \exp(\beta X_{it} + A_i)U_{it},$$

where

$$\mathbb{E}[U_{it} | X_i^t, A_i] = 1.$$

Note that here we require a moment restriction that is *conditional* on the individual heterogeneity  $A_i$ . Left-multiplying by  $\exp(-\beta X_{it})$  gives

$$\mathbb{E}[\exp(-\beta X_{it})Y_{it} | X_i^t, A_i] = \exp(A_i).$$

Hence, taking differences between periods  $t$  and  $t - 1$ , we obtain

$$\mathbb{E}[\exp(-\beta X_{it})Y_{it} - \exp(-\beta X_{i,t-1})Y_{i,t-1} | X_i^{t-1}, A_i] = \exp(A_i) - \exp(A_i) = 0.$$

Generalizing this approach to models without a multiplicative structure has proven difficult. In unpublished dissertation work, [Woutersen \(2000\)](#) derive moment conditions in a multiple-spell mixed proportional hazards model of duration. Recently, [Bonhomme, Dano, and Graham \(2023\)](#) study identification in binary choice models with feedback. They find that lack of point-identification is pervasive in these models. For example, studying a logit binary choice model

$$Y_{it} = \mathbf{1}\{\beta X_{it} + A_i + U_{it} \geq 0\},$$

where  $X_{it}$  are binary and

$$U_{it} | X_i^t, Y_i^{t-1}, A_i \sim \text{Logistic},$$

they find that  $\beta$  is never point-identified, irrespective of how large  $T$  is. This finding contrasts with the case with a strictly exogenous  $X_{it}$ , where point-identification can be achieved when  $T = 2$  ([Rasch, 1960](#)), and with the autoregressive case  $X_{it} = Y_{i,t-1}$ , where point-identification can be achieved when  $T = 3$  ([Chamberlain, 2023](#)).

## 8.2 An approach for likelihood models

[Bonhomme, Dano, and Graham \(2025\)](#) introduce an approach to find moment conditions in nonlinear models with feedback that have a semi-parametric likelihood structure, such that the outcome follows a parametric distribution indexed by a parameter vector  $\theta$ ,

$$Y_{it} | Y_{i,t-1}, X_{it}, A_i \sim f_\theta,$$

and the feedback process and the distribution of heterogeneity given initial conditions are both unrestricted. This setup mimics, in a nonlinear setting, linear dynamic models with sequential exogeneity where the model restricts the mean (and possibly the variance) of outcomes given covariates and heterogeneity while leaving feedback and heterogeneity unrestricted.

[Bonhomme, Dano, and Graham \(2025\)](#) provide necessary and sufficient conditions for a moment function  $\phi_\theta$  to be *feedback and heterogeneity robust (FHR)*, in the sense that

$$\mathbb{E}[\phi_\theta(Y_i^T, X_i^T)] = 0, \quad (47)$$

irrespective of the form of the feedback process and the distribution of heterogeneity. Their characterization, which takes the form of integral equations, extends the characterization under strict exogeneity in [Bonhomme \(2012\)](#) to models with feedback.

To provide intuition about the conditions ensuring the FHR property, consider first the case  $T = 2$  under the assumption that covariates are strictly exogenous. [Bonhomme \(2012\)](#) points out that  $\phi_\theta$  satisfies (47) if and only if

$$\mathbb{E}[\phi_\theta(Y_{i0}, Y_{i1}, Y_{i2}, X_{i1}, X_{i2}) \mid Y_{i0}, X_{i1}, X_{i2}, A_i] = 0. \quad (48)$$

That (48) implies (47) is obvious by the law of iterated expectations, and the converse holds due to the fact that the distribution of  $A_i$  given covariates is unrestricted. Now, note that (48) solely depends on  $\theta$ . Indeed, (48) is equivalent to

$$\iint \phi_\theta(y_0, y_1, y_2, x_1, x_2) f_\theta(y_2 \mid x_2, y_1, a) f_\theta(y_1 \mid x_1, y_0, a) dy_2 dy_1 = 0. \quad (49)$$

Hence, finding moment functions  $\phi_\theta$  amounts to solving the integral equation (49). [Bonhomme \(2012\)](#), and subsequently [Honoré and Weidner \(2024\)](#), [Honoré, Muris, and Weidner \(2025\)](#), and [Dano \(2023\)](#), among others, use this approach to find moment restrictions in a variety of models with strictly exogenous covariates.

[Bonhomme, Dano, and Graham \(2025\)](#) observe that, in models with sequentially exogenous covariates, (49) is no longer sufficient for  $\phi_\theta$  to provide a valid moment restriction in general. This is because, in the presence of feedback,  $X_{i2}$  depends on  $Y_{i1}$  and (49) is no longer equivalent to (48). The authors show that, for  $\phi_\theta$  to be a valid moment function, it needs to satisfy another condition, which in integral form reads

$$\int \phi_\theta(y_0, y_1, y_2, x_1, x_2) f_\theta(y_2 \mid x_2, y_1, a) dy_2 \text{ does not depend on } x_2. \quad (50)$$

They show that the FHR moment functions are those that satisfy both (49) and (50). The second condition (50) can be interpreted as ensuring robustness to the presence of an unknown

feedback process. It can be equivalently stated as

$$\mathbb{E}[\phi_\theta(Y_{i0}, Y_{i1}, Y_{i2}, X_{i1}, X_{i2}) \mid Y_{i0}, Y_{i1}, X_{i1}, X_{i2}, A_i] = \mathbb{E}[\phi_\theta(Y_{i0}, Y_{i1}, Y_{i2}, X_{i1}, X_{i2}) \mid Y_{i0}, Y_{i1}, X_{i1}, A_i],$$

which requires that  $X_{i2}$  does not predict  $\phi_\theta$ , conditional on its other arguments and the individual effect  $A_i$ .

[Bonhomme, Dano, and Graham \(2025\)](#) show that FHR moment functions span the orthocomplement of the nuisance tangent set of the model, and are thus helpful to construct efficient moment functions using sequential projection arguments, as in the literature on linear dynamic models initiated by [Chamberlain \(1992a\)](#) and [Arellano and Bover \(1995\)](#). In addition, they provide an analogous characterization of FHR moment functions for average effects of the form

$$\mu = \mathbb{E}[h_\theta(Y_i^T, X_i^T, A_i)], \quad (51)$$

for a known function  $h$ , hence allowing one to obtain estimators of average partial effects and other average effects of interest in economic applications.

### 8.3 Identified sets in nonlinear models

In certain models, feedback and heterogeneity robust (FHR) moment functions as in (47) may fail to exist. In such cases, a natural approach is to resort to partial identification and bound the quantity of interest. Fortunately, identified sets in likelihood models with feedback have a tractable representation. To see this, let  $f_0(y^T, x^T)$  denote the joint density of  $Y_t, X_t$  across periods. Focusing again on the case  $T = 2$  for simplicity, let

$$g(x_2 \mid y_1, y_0, x_1, a)$$

denote the feedback process (i.e., the conditional density of  $X_{i2}$ ), let

$$\pi(a \mid y_0, x_1)$$

denote the density of heterogeneity  $A_i$ , and let

$$\nu(y_0, x_1)$$

denote the density of initial conditions  $Y_{i0}, X_{i1}$ . Consider as before a setting where  $g$ ,  $\pi$ , and  $\nu$  are all left unrestricted. The joint likelihood of  $(Y_{i2}, Y_{i1}, Y_{i0}, X_{i2}, X_{i1}, A_i)$  is

$$f_\theta(y_2 \mid y_1, x_2, a)g(x_2 \mid y_1, y_0, x_1, a)f_\theta(y_1 \mid y_0, x_1, a)\pi(a \mid y_0, x_1)\nu(y_0, x_1),$$

and the identified set for  $\theta$  is the set of  $\theta$  values such that, for some  $g, \pi, \nu$ ,

$$f_0(y_0, y_1, y_2, x_1, x_2) = \int f_\theta(y_2 | y_1, x_2, a) g(x_2 | y_1, y_0, x_1, a) f_\theta(y_1 | y_0, x_1, a) \pi(a | y_0, x_1) \nu(y_0, x_1) da. \quad (52)$$

In words, the identified set is the set of  $\theta$  values that are consistent with the data density for some values of the feedback process, the heterogeneity density, and the density of initial conditions.

Bonhomme, Dano, and Graham (2023) observe that (52) is equivalent to the existence of a density  $p(y_0, y_1, y_2, x_1, x_2, a)$  such that the following conditions hold:

$$f_0(y_0, y_1, y_2, x_1, x_2) = \int p(y_0, y_1, y_2, x_1, x_2, a) da, \quad (53)$$

$$p(y_0, y_1, y_2, x_1, x_2, a) = f_\theta(y_2 | y_1, x_2, a) \int p(y_0, y_1, y_2, x_1, x_2, a) dy_2, \quad (54)$$

$$\iint p(y_0, y_1, y_2, x_1, x_2, a) dy_2 dx_2 = f_\theta(y_1 | y_0, x_1, a) \iiint p(y_0, y_1, y_2, x_1, x_2, a) dy_2 dy_1 dx_2, \quad (55)$$

where (53) expresses that the model and data density are consistent with each other, while (54) and (55) express that the model admits  $f_\theta$  as the (parametric) conditional densities of outcomes in both periods.

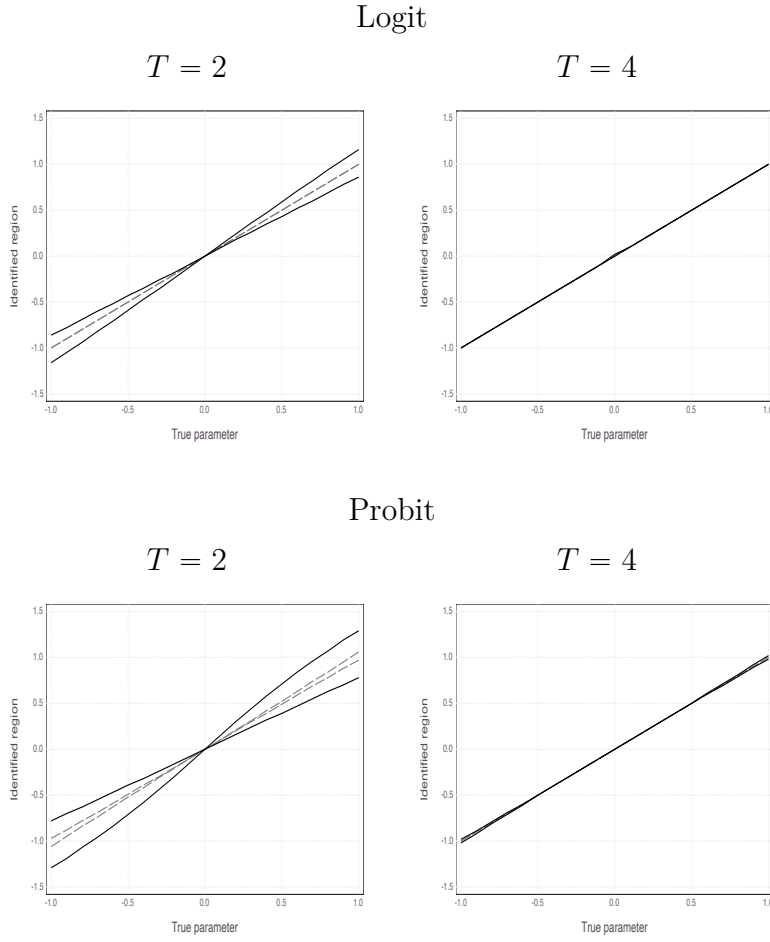
Since (53), (54) and (55) are linear in the density  $p$ , one can check whether any given value  $\theta$  belongs to the identified set by verifying whether a linear program has a solution. This feature was first noticed by Honoré and Tamer (2006) in likelihood models with strictly exogenous covariates, and it is here extended to models with feedback. Likewise, Bonhomme, Dano, and Graham (2023) show that, for  $\theta$  fixed, the identified set of an average effect such as (51) can be computed by relying on linear programming.

Figure 3, reproduced from Bonhomme, Dano, and Graham (2023), shows the identified sets for  $\theta$  in the binary choice model

$$Y_{it} = \mathbf{1}\{\theta X_{it} + A_i + U_{it} \geq 0\},$$

where  $X_{it}$  are sequentially exogenous. The Figure was obtained under a particular data generating process, for which the true  $\theta$  parameter is indicated on the x-axis. In the logit case (top panel), one sees that the identified set is a singleton under strict exogeneity (dashed line), yet that it is an interval with non-empty interior under sequential exogeneity (solid line). Moreover, going from  $T = 2$  to  $T = 4$  shrinks the size of the identified set substantially, to the point that it is essentially a singleton and  $\theta$  is close to being point-identified. This observation suggests that, despite the failure of point-identification, identified sets may be informative in applications to (not too short) panels. In the probit case (bottom panel), the Figure shows similar conclusions, with the difference that point-identification fails under both strict and sequential exogeneity.

Figure 3: Identified sets in binary choice models with a binary covariate



Notes: From [Bonhomme, Dano, and Graham \(2023\)](#). The identified sets under strict exogeneity are indicated in dashed lines, the sets under sequential exogeneity are indicated in solid lines. The upper panel shows results for the logit model, the lower panel shows results for the probit model.  $T = 2$  is shown in the left column,  $T = 4$  in the right column.

Partial identification is a promising approach in nonlinear panel data models with strictly or sequentially exogenous covariates (with or without a likelihood structure). See [Botosaru, Loh, and Muris \(2024\)](#) and [Chesher, Rosen, and Zhang \(2024\)](#) for recent proposals.

## 8.4 Restricted feedback

Restrictions on the feedback process can have identifying power. Consider first the case of *homogeneous feedback*,

$$X_{it} \text{ independent of } A_i \text{ given } Y_i^{t-1}, X_i^{t-1}, \quad (56)$$

under which the feedback process does not depend on  $A_i$  and is identical across individuals. [Robins \(1986\)](#), and subsequent work, develop approaches based on such sequential exchangeability assumptions. Condition (56) is plausible in dynamic experiments, where the researcher controls the treatment  $X_{it}$  and can adjust it depending on past outcome realizations. In non-experimental settings, it is *a priori* less plausible, although it may be a natural assumption in some economic settings.<sup>12</sup>

Consider again the case  $T = 2$  for illustration. Under homogeneous feedback, the feedback process is

$$g(x_2 | y_1, y_0, x_1),$$

independent of  $a$ . Hence, the characterization of the identified set for  $\theta$  becomes (assuming that the denominator on the left-hand side is non-zero)

$$\frac{f_0(y_0, y_1, y_2, x_1, x_2)}{g(x_2 | y_1, y_0, x_1)\nu(y_0, x_1)} = \int f_\theta(y_2 | y_1, x_2, a) f_\theta(y_1 | y_0, x_1, a) \pi(a | y_0, x_1) da. \quad (57)$$

As [Bonhomme, Dano, and Graham \(2023\)](#) point out, the right-hand side in (57) coincides with the likelihood of a model with strictly exogenous covariates (and  $A_i$  independent of  $X_{i2}$  conditional on  $Y_{i0}, X_{i1}$ ). This shows that, once the density of the data is properly weighted, one can use methods for the analysis of models with strictly exogenous covariates for identification and estimation.

Another possible restriction on the feedback process is *Markovian feedback*, such as the first-order Markov restriction

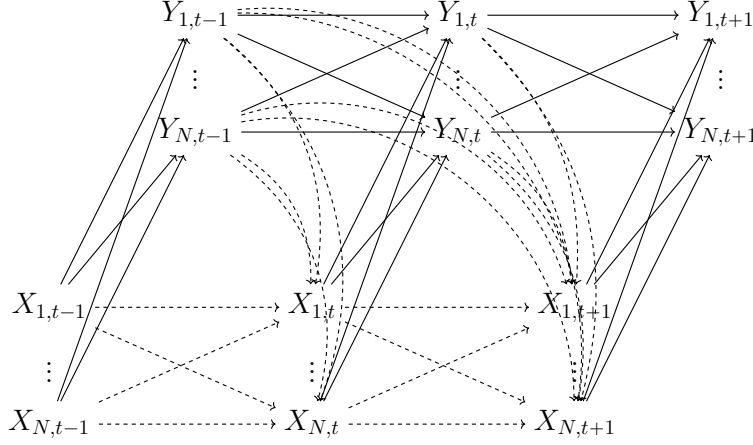
$$X_{it} \text{ independent of } Y_i^{t-2}, X_i^{t-2} \text{ given } Y_{i,t-1}, X_{i,t-1}, A_i.$$

This type of restriction is common in dynamic structural models, and it has identifying content too. [Arellano and Bonhomme \(2016\)](#) study identification under such Markovian assumptions (building on previous work by [Hu and Schennach, 2008](#) and [Hu and Shum, 2012](#)), and propose an estimation approach based on quantile regressions.

---

<sup>12</sup>An example is when  $X_{it}$  is a dynamic state variable (e.g., wealth) whose law of motion does not vary across individuals (e.g., if returns to wealth do not vary across individuals).

Figure 4: An illustration of sequential exogeneity in networks



Notes: Schematic description of sequential exogeneity in a network setting.

## 9 Looking ahead: feedback in networks

Most of the panel data literature focuses on single-agent models where individuals do not interact with each other. However, in many empirical applications, interactions and spillovers are of economic interest. The concept of feedback is similarly relevant to network settings.

Let  $\mathbf{Y}_t = (Y_{1t}, \dots, Y_{Nt})$  and  $\mathbf{X}_t = (X_{1t}, \dots, X_{Nt})$ . Let also  $\mathbf{A} = (A_1, \dots, A_N)$ . The feedback process is the density of

$$\mathbf{X}_t | \mathbf{Y}^{t-1}, \mathbf{X}^t, \mathbf{A}.$$

It is appealing to allow for general forms of feedback. For example, changes in network structure (i.e.,  $\mathbf{X}_t$ ) could be partly driven by shocks to outcomes (Kuersteiner and Prucha, 2020). An illustration of feedback in networks is given by Figure 4. Models with unrestricted feedback allow past outcomes of all units,  $Y_{i,t-1}$ , to affect future unit-specific covariates  $X_{i',t}$  (such as network links).

As an illustration, consider a model on a bipartite network,

$$Y_{it} = \sum_{j=1}^J B_j X_{ijt} + A_i + U_{it}, \quad i = 1, \dots, N, \quad t = 1, \dots, N, \quad (58)$$

under the sequential exogeneity assumption

$$\mathbb{E}[U_{it} | \mathbf{X}^t] = 0, \quad (59)$$

where  $\mathbf{X}^t$  denotes the set of all  $X_{ijs}$  for  $i = 1, \dots, N$ ,  $j = 1, \dots, J$ , and  $s \leq t$ .

For example,  $i$  and  $j$  may denote workers and firms, respectively, as in the AKM model of wage determination (Abowd, Kramarz, and Margolis, 1999), and  $X_{ijt}$  denote the indicator that  $i$  works in  $j$  at  $t$ . In this model,  $A_i$  and  $B_j$  are worker and firm effects, respectively. However, model (58)-(59) allows for feedback, since it does not impose the strict exogeneity assumption of the AKM model that stipulates

$$\mathbb{E}[U_{it} | X^T] = 0. \quad (60)$$

While the so-called “exogenous mobility” condition (60) rules out job mobility to be influenced by previous wage shocks  $U_{it}$ , (59) allows for such dependence.<sup>13</sup>

Bonhomme, Lamadon, and Manresa (2019) show that allowing for feedback is essential for the model to be compatible with structural models of sorting and wage determination. Here, the feedback process represents a dynamic model of network formation with heterogeneous workers and firms. An important advantage of leaving the feedback process unrestricted is that it is not necessary to specify a dynamic network formation model.

Estimation raises a number of issues, in part related to the existence of many moment restrictions. See Mikusheva, Sølvesten, and Jing (2025), Kuersteiner and Prucha (2020), and also Bonhomme, Lamadon, and Manresa (2019) for a setting that allows for nonlinear relationships between wages and (discrete) worker and firm heterogeneity. The literature on feedback in networks is still in its infancy, and more work is needed given the potential relevance of these methods for economic applications.

## 10 Concluding remarks

Many popular estimation methods rely on (explicit or implicit) restrictive assumptions about feedback. Feedback is central to many economic models, and often empirically plausible. Yet, many popular methods hinge on the assumption of strict exogeneity that rules out feedback entirely. It is important for applied researchers to be aware of the dynamic restrictions they impose, since those are often key for identification.

Allowing simultaneously for feedback and heterogeneity raises difficult challenges. While the recent literature has made some progress on these and other vexing issues, feedback should become (once again) a central topic for econometric research.

---

<sup>13</sup>Model (58)-(59) also differs from a “distributed lags” specification that allows past firms to affect future wages, yet still relies on strict exogeneity (Di Addario, Kline, Saggio, and Sølvesten, 2023).



## References

- ABADIE, A. (2005): “Semiparametric difference-in-differences estimators,” *The review of economic studies*, 72(1), 1–19.
- ABOWD, J. M., F. KRAMARZ, AND D. N. MARGOLIS (1999): “High wage workers and high wage firms,” *Econometrica*, 67(2), 251–333.
- ACEMOGLU, D., S. NAIDU, P. RESTREPO, AND J. A. ROBINSON (2019): “Democracy does cause growth,” *Journal of political economy*, 127(1), 47–100.
- AHN, S. C., AND P. SCHMIDT (1995): “Efficient estimation of models for dynamic panel data,” *Journal of econometrics*, 68(1), 5–27.
- AL-SADOON, M. M., T. LI, AND M. H. PESARAN (2017): “Exponential class of dynamic binary choice panel data models with fixed effects,” *Econometric Reviews*, 36(6-9), 898–927.
- ALVAREZ, J., AND M. ARELLANO (2003): “The time series and cross-section asymptotics of dynamic panel data estimators,” *Econometrica*, 71(4), 1121–1159.
- (2004): *Robust likelihood estimation of dynamic panel data models*.
- ARELLANO, M. (2003): *Panel data econometrics*, vol. 231. Oxford University Press.
- ARELLANO, M., AND S. BOND (1991): “Some tests of specification for panel data: Monte Carlo evidence and an application to employment equations,” *The review of economic studies*, 58(2), 277–297.
- ARELLANO, M., AND S. BONHOMME (2012): “Identifying distributional characteristics in random coefficients panel data models,” *The Review of Economic Studies*, 79(3), 987–1020.
- (2016): “Nonlinear panel data estimation via quantile regressions,” *Econometrics Journal*, 19(3).
- ARELLANO, M., AND O. BOVER (1995): “Another look at the instrumental variable estimation of error-components models,” *Journal of econometrics*, 68(1), 29–51.
- ARELLANO, M., AND J. HAHN (2007): “Understanding bias in nonlinear panel models: Some recent developments,” *Econometric Society Monographs*, 43, 381.
- ARELLANO, M., AND B. HONORÉ (2001): “Panel data models: some recent developments,” in *Handbook of econometrics*, vol. 5, pp. 3229–3296. Elsevier.

- ARKHANGELSKY, D., AND G. IMBENS (2024): “Causal models for longitudinal and panel data: A survey,” *The Econometrics Journal*, 27(3), C1–C61.
- ASHENFELTER, O., AND D. CARD (1985): “Using the Longitudinal Structure of Earnings to Estimate the Effect of Training Programs,” *The Review of Economics and Statistics*, pp. 648–660.
- AZRIEL, D., AND A. SCHWARTZMAN (2020): “Estimation of linear projections of non-sparse coefficients in high-dimensional regression,” .
- BLUNDELL, R., AND S. BOND (1998): “Initial conditions and moment restrictions in dynamic panel data models,” *Journal of econometrics*, 87(1), 115–143.
- BLUNDELL, R., R. GRIFFITH, AND F. WINDMEIJER (2002): “Individual effects and dynamics in count data models,” *Journal of Econometrics*, 108(1), 113 – 131.
- BONHOMME, S. (2012): “Functional differencing,” *Econometrica*, 80(4), 1337–1385.
- (2025): “Unrestricted Heterogeneity in Linear Econometric Models,” *Working Paper*.
- BONHOMME, S., K. DANO, AND B. S. GRAHAM (2023): “Identification in a binary choice panel data model with a predetermined covariate,” *SERIEs*, 14(3), 315–351.
- (2025): “Moment Restrictions for Nonlinear Panel Data Models with Feedback,” *Working Paper*.
- BONHOMME, S., AND A. DENIS (2025): “Fixed Effects and Beyond. Bias Reduction, Groups, Shrinkage and Factors in Panel Data,” *Documentos de trabajo-Banco de España*, (26), 1.
- BONHOMME, S., T. LAMADON, AND E. MANRESA (2019): “A distributional framework for matched employer employee data,” *Econometrica*, 87(3), 699–739.
- BORUSYAK, K., X. JARAVEL, AND J. SPIESS (2024): “Revisiting event-study designs: robust and efficient estimation,” *Review of Economic Studies*, p. rdae007.
- BOTOSARU, I., AND L. LIU (2025): “Time-Varying Heterogeneous Treatment Effects in Event Studies,” Discussion paper, Tech. rep.
- BOTOSARU, I., I. LOH, AND C. MURIS (2024): “An Adversarial Approach to Identification and Inference,” *arXiv preprint arXiv:2411.04239*.
- BUN, M. J., AND M. A. CARREE (2005): “Bias-corrected estimation in dynamic panel data models,” *Journal of business & economic statistics*, 23(2), 200–210.

- BUN, M. J., M. A. CARREE, AND A. JUODIS (2017): “On maximum likelihood estimation of dynamic panel data models,” *Oxford Bulletin of Economics and Statistics*, 79(4), 463–494.
- CALLAWAY, B., AND P. H. SANT’ANNA (2021): “Difference-in-differences with multiple time periods,” *Journal of econometrics*, 225(2), 200–230.
- CHABÉ-FERRET, S. (2015): “Analysis of the bias of matching and difference-in-difference under alternative earnings and selection processes,” *Journal of econometrics*, 185(1), 110–123.
- CHAMBERLAIN, G. (1982): “The general equivalence of Granger and Sims causality,” *Econometrica: Journal of the Econometric Society*, pp. 569–581.
- (1992a): “Comment: Sequential moment restrictions in panel data,” *Journal of Business & Economic Statistics*, 10(1), 20–26.
- (1992b): “Efficiency bounds for semiparametric regression,” *Econometrica: Journal of the Econometric Society*, pp. 567–596.
- (2022): “Feedback in panel data models,” *Journal of Econometrics*, 226(1), 4–20.
- (2023): “Identification in dynamic binary choice models,” *SERIEs*, 14(3), 247–251.
- CHESHER, A., A. M. ROSEN, AND Y. ZHANG (2024): “Robust analysis of short panels,” *arXiv preprint arXiv:2401.06611*.
- DANO, K. (2023): “Transition Probabilities and Moment Restrictions in Dynamic Fixed Effects Logit Models,” *arXiv preprint arXiv:2303.00083*.
- DE CHAISEMARTIN, C., AND X. D’HAULTFOEUILLE (2020): “Two-way fixed effects estimators with heterogeneous treatment effects,” *American economic review*, 110(9), 2964–2996.
- DE CHAISEMARTIN, C., AND X. D’HAULTFOEUILLE (2022): “Not all Differences-in-differences are Equally Compatible with Outcome-based Selection Models,” .
- DE CHAISEMARTIN, C., AND X. D’HAULTFOEUILLE (2025): “Treatment-Effect Estimation in Complex Designs under a Parallel-trends Assumption,” *arXiv preprint arXiv:2508.07808*.
- DHAENE, G., AND K. JOCHMANS (2015): “Split-panel jackknife estimation of fixed-effect models,” *The Review of Economic Studies*, 82(3), 991–1030.
- DI ADDARIO, S., P. KLINE, R. SAGGIO, AND M. SØLVSTEN (2023): “It ain’t where you’re from, it’s where you’re at: hiring origins, firm heterogeneity, and wages,” *Journal of Econometrics*, 233(2), 340–374.

- ENGLE, R. F., D. F. HENDRY, AND J.-F. RICHARD (1983): “Exogeneity,” *Econometrica: Journal of the Econometric Society*, pp. 277–304.
- FERNÁNDEZ-VAL, I., AND J. LEE (2013): “Panel data models with nonadditive unobserved heterogeneity: Estimation and inference,” *Quantitative Economics*, 4(3), 453–481.
- FREYALDENHOVEN, S., C. HANSEN, AND J. M. SHAPIRO (2019): “Pre-event trends in the panel event-study design,” *American Economic Review*, 109(9), 3307–3338.
- GHANEM, D., P. H. SANT’ANNA, AND K. WÜTHRICH (2022): “Selection and parallel trends,” *arXiv preprint arXiv:2203.09001*.
- GOODMAN-BACON, A. (2021): “Difference-in-differences with variation in treatment timing,” *Journal of econometrics*, 225(2), 254–277.
- GRAHAM, B. S., AND J. L. POWELL (2012): “Identification and estimation of average partial effects in “irregular” correlated random coefficient panel data models,” *Econometrica*, 80(5), 2105–2152.
- HAHN, J., AND G. KUERSTEINER (2002): “Asymptotically unbiased inference for a dynamic panel model with fixed effects when both  $n$  and  $T$  are large,” *Econometrica*, 70(4), 1639–1657.
- HAYASHI, F. (2011): *Econometrics*. Princeton University Press.
- HENDRY, D. F. (1995): *Dynamic econometrics*. Oxford university press.
- HOLTZ-EAKIN, D., W. NEWEY, AND H. S. ROSEN (1988): “Estimating vector autoregressions with panel data,” *Econometrica: Journal of the econometric society*, pp. 1371–1395.
- HONORÉ, B. E., C. MURIS, AND M. WEIDNER (2025): “Dynamic ordered panel logit models,” *Quantitative Economics*, 16(3), 899–945.
- HONORÉ, B. E., AND E. TAMER (2006): “Bounds on parameters in panel dynamic discrete choice models,” *Econometrica*, 74(3), 611–629.
- HONORÉ, B. E., AND M. WEIDNER (2024): “Moment conditions for dynamic panel logit models with fixed effects,” *Review of Economic Studies*, p. rdae097.
- HSIAO, C., M. H. PESARAN, AND A. K. TAHMISIOGLU (2002): “Maximum likelihood estimation of fixed effects dynamic panel data models covering short time periods,” *Journal of econometrics*, 109(1), 107–150.
- HU, Y., AND S. M. SCHENNACH (2008): “Instrumental variable treatment of nonclassical measurement error models,” *Econometrica*, 76(1), 195–216.

- HU, Y., AND M. SHUM (2012): “Nonparametric identification of dynamic models with unobserved state variables,” *Journal of Econometrics*, 171(1), 32–44.
- IMBENS, G., AND J. ANGRIST (1994): “Estimation and identification of local average treatment effects,” *Econometrica*, 62, 467–475.
- KEANE, M. P., AND K. I. WOLPIN (1997): “The career decisions of young men,” *Journal of political Economy*, 105(3), 473–522.
- KIVIET, J. F. (1995): “On bias, inconsistency, and efficiency of various estimators in dynamic panel data models,” *Journal of econometrics*, 68(1), 53–78.
- KLOSIN, S. (2024): “Dynamic Biases of Static Panel Data Estimators,” *arXiv preprint arXiv:2410.16112*.
- KUERSTEINER, G. M., AND I. R. PRUCHA (2020): “Dynamic spatial panel models: Networks, common shocks, and sequential exogeneity,” *Econometrica*, 88(5), 2109–2146.
- LALONDE, R. J. (1986): “Evaluating the econometric evaluations of training programs with experimental data,” *The American economic review*, pp. 604–620.
- LEE, W. (2020): “Identification and estimation of dynamic random coefficient models,” Ph.D. thesis, The University of Chicago.
- MARX, P., E. TAMER, AND X. TANG (2024a): “Heterogeneous Intertemporal Treatment Effects via Dynamic Panel Data Models,” *arXiv preprint arXiv:2410.19060*.
- (2024b): “Parallel trends and dynamic choices,” *Journal of Political Economy Microeconomics*, 2(1), 129–171.
- MIKUSHEVA, A., AND M. SØLVSTEN (2023): “Linear Regression with Weak Exogeneity,” *arXiv e-prints*, pp. arXiv–2308.
- MIKUSHEVA, A., M. SØLVSTEN, AND B. JING (2025): “Estimation in linear models with clustered data,” *arXiv preprint arXiv:2508.12860*.
- MORAL-BENITO, E. (2013): “Likelihood-based estimation of dynamic panels with predetermined regressors,” *Journal of business & economic statistics*, 31(4), 451–472.
- MORAL-BENITO, E., P. ALLISON, AND R. WILLIAMS (2019): “Dynamic panel data modelling using maximum likelihood: an alternative to Arellano-Bond,” *Applied Economics*, 51(20), 2221–2232.

- MUNDLAK, Y. (1978): “On the pooling of time series and cross section data,” *Econometrica: journal of the Econometric Society*, pp. 69–85.
- NICKELL, S. (1981): “Biases in dynamic models with fixed effects,” *Econometrica: Journal of the econometric society*, pp. 1417–1426.
- RAMBACHAN, A., AND J. ROTH (2023): “A more credible approach to parallel trends,” *Review of Economic Studies*, 90(5), 2555–2591.
- RASCH, G. (1960): “Probabilistic models for some intelligence and attainment tests,” *Copenhagen: Institute of Education Research*.
- ROBINS, J. (1986): “A new approach to causal inference in mortality studies with a sustained exposure period—application to control of the healthy worker survivor effect,” *Mathematical modelling*, 7(9-12), 1393–1512.
- ROTH, J. (2022): “Pretest with caution: Event-study estimates after testing for parallel trends,” *American Economic Review: Insights*, 4(3), 305–322.
- RUST, J. (1987): “Optimal replacement of GMC bus engines: An empirical model of Harold Zurcher,” *Econometrica: Journal of the Econometric Society*, pp. 999–1033.
- SUN, L., AND S. ABRAHAM (2021): “Estimating dynamic treatment effects in event studies with heterogeneous treatment effects,” *Journal of econometrics*, 225(2), 175–199.
- TORGOVITSKY, A. (2019): “Nonparametric inference on state dependence in unemployment,” *Econometrica*, 87(5), 1475–1505.
- WOOLDRIDGE, J. M. (1997): “Multiplicative panel data models without the strict exogeneity assumption,” *Econometric Theory*, 13(5), 667–678.
- (2010): *Econometric analysis of cross section and panel data*. MIT press.
- WOUTERSEN, T. M. (2000): *Essays on the integrated hazard and orthogonality concepts*. Brown University.