

# Dynamic Tool Dependency Retrieval for Efficient Function Calling

Bhrij Patel<sup>\*1, 2</sup>, Davide Belli<sup>\*1</sup>, Amir Jalalirad<sup>1</sup>,  
Maximilian Arnold<sup>1</sup>, Aleksandr Ermolov<sup>1</sup>, Bence Major<sup>1</sup>

<sup>1</sup>Qualcomm Research, Netherlands

<sup>2</sup>University of Maryland, College Park, USA

bbp13@umd.edu, {dbelli, ajalalir, marnold, aermolov, bence}@qti.qualcomm.com

## Abstract

Function calling agents powered by Large Language Models (LLMs) select external tools to automate complex tasks. On-device agents typically use a retrieval module to select relevant tools, improving performance and reducing context length. However, existing retrieval methods rely on static and limited inputs, failing to capture multi-step tool dependencies and evolving task context. This limitation often introduces irrelevant tools that mislead the agent, degrading efficiency and accuracy. We propose Dynamic Tool Dependency Retrieval (DTDR), a lightweight retrieval method that conditions on both the initial query and the evolving execution context. DTDR models tool dependencies from function calling demonstrations, enabling adaptive retrieval as plans unfold. We benchmark DTDR against state-of-the-art retrieval methods across multiple datasets and LLM backbones, evaluating retrieval precision, downstream task accuracy, and computational efficiency. Additionally, we explore strategies to integrate retrieved tools into prompts. Our results show that dynamic tool retrieval improves function calling success rates between 23% and 104% compared to state-of-the-art static retrievers.

## 1 Introduction

Large language models (LLMs) augmented with tool use (a.k.a., function calling) have rapidly evolved from early neuro-symbolic systems to agentic frameworks that can plan, select, and invoke external Application Programming Interfaces (APIs) (Yao et al. 2023; Schick et al. 2023; Patil et al. 2024; Patel, Jagmohan, and Vempaty 2025). Despite this progress, deploying tool-augmented LLMs on-device remains challenging due to two key constraints: (i) *efficiency* under strict memory and latency budgets, and (ii) *effectiveness* across large and heterogeneous tool sets.

Therefore, prior work have proposed using tool *retrieval* modules to encode only relevant tools into the prompt of the function calling agent (Qin et al. 2023; Braunschweiler, Doddipatla, and Zorila 2025; Paramanayakam et al. 2025).

Doing so makes it easier for the agent to identify the correct function, reducing unnecessary calls, and enhancing both accuracy and prompt efficiency. However, a major challenge is determining what information should guide the tool retrieval. Some methods rely solely on semantic similarity between the query and tool descriptions (Gao et al. 2025; Paramanayakam et al. 2025), which can overlook contextual relevance of selected tools. Others leverage static tool-dependency graphs built from demonstration trajectories (Liu et al. 2024a), but these approaches risk retrieving tools irrelevant to the query or being biased toward repeated calls. For retrieval to provide the most informed context, it must adapt to both the *current task* and the *ongoing trajectory*, while remaining lightweight enough to satisfy on-device constraints. This setting raises the question: can such specificity be achieved with a low-resource approach? To answer this, we introduce **Dynamic Tool Dependency Retrieval (DTDR)**, a lightweight retrieval component that, given a user query and partial plan, identifies a small set of relevant tools and their dependency relations (see Figure 1). Our main contributions are as follows:

1. **Lightweight Tool-Dependency Retrieval method.** We formulate *Dynamic Tool Dependency Retrieval* (DTDR), a dependency-aware tool retrieval framework that conditions on both the user query and the evolving tool plan to recover a minimal, task-specific dependency subgraph. Through comprehensive analysis we provide strong evidence that methods without query- and history-awareness are unable to solve the tool retrieval task, so history-aware methods should be adopted.
2. **Extensive Retrieval and End-to-End evaluation.** We conduct a systematic comparison against a suite of retrieval baselines (text-based, embeddings-based, and dependency/graph-based), showing that our dynamic variant outperforms previous work in terms of *retrieval* metrics (MRR/ $F_1$ -score), *downstream* performance (function calling accuracy and end-to-end task success), and *efficiency* (footprint, token budget) across several datasets and LLM backbones of varying sizes.
3. **Analysis with multiple Prompt Encoding strategies.** We use a prompt-efficient in-context learning (ICL) representation that conditions the LLM only on the minimal subgraph of tool dependencies retrieved. We benchmark

<sup>\*</sup>These authors contributed equally.

Copyright © 2026, Association for the Advancement of Artificial Intelligence (www.aaai.org). All rights reserved.

<sup>1</sup>Work done during an internship at Qualcomm AI Research, Amsterdam. Qualcomm AI Research is an initiative of Qualcomm Technologies, Inc.

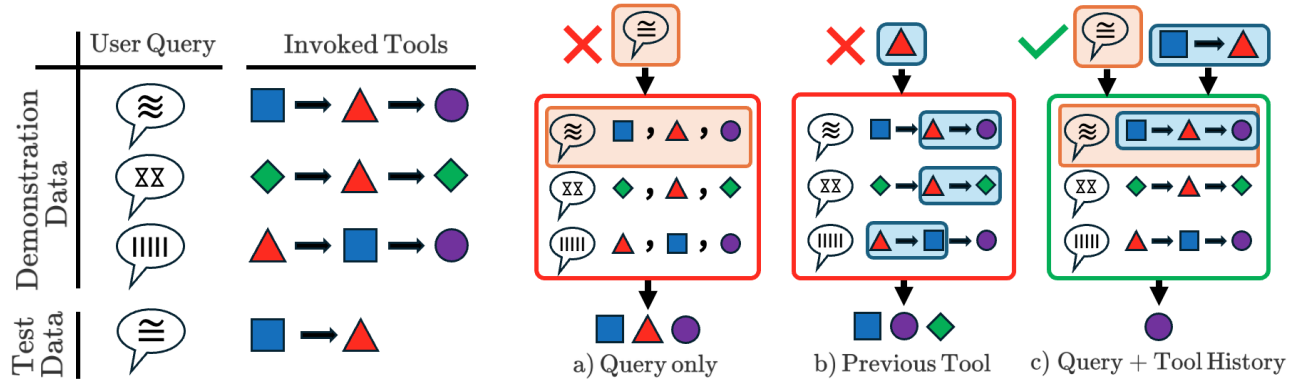


Figure 1: **Dynamic Tool Dependency Retrieval.** Given demonstration data for a set of tools, previous work retrieve tools based on either a) the natural language query (highlighted in orange) or b) the latest executed tool call in the plan (the red triangle, highlighted in teal). We instead propose a retrieval method which is dynamically conditioned on both the query and the current history of tool calls (blue square, then red triangle). This dynamic method allows to retrieve only tools that are strictly relevant to both query (orange) and tool context (teal).

multiple ICL encoding strategies, identifying weighted Hard Masking as the best contender, but also investigating when and why other approaches should be preferred based on different factors (model scale, dataset statistics, tool retrieval accuracy).

## 2 Related Work

Recent LLMs demonstrate impressive tool-usage capabilities, with cloud-based models such as GPT-5 (OpenAI 2025), Claude 4 (Anthropic 2025), and GLM-4.5 (Zeng et al. 2025) leading by a wide margin on function-call benchmarks like BFCL V4 (Patil et al. 2025) and  $\tau^2$ -Bench (Barres et al. 2025). Recent work has explored fine-tuning LLMs on large datasets to build general purposes function calling models (Cheng-Jie Ji et al. 2024). These model often fail in real-world scenarios due to poor function selection, misinterpretation of user intent, or under realistic data perturbations (Dang et al. 2025; Rabinovich and Anaby-Tavor 2025). Alternatively, ICL strategies for tool learning can involve including tool descriptions (Shen et al. 2023, 2024; Patel, Jagmohan, and Vempaty 2025) or example trajectories (Paranjape et al. 2023; Sarukkai, Xie, and Fatahalian 2025) within the model prompt. To handle hundreds of functions, recent work uses retrieval-augmented generation to sub-select tools that are relevant to the task (Qin et al. 2023; Braunschweiler, Doddipatla, and Zorila 2025; Paramanayakam et al. 2025). Most prior work retrieve relevant tools based on the query and tool descriptions (Braunschweiler, Doddipatla, and Zorila 2025; Paramanayakam et al. 2025; Paranjape et al. 2023). (Liu et al. 2024b) and (Ding et al. 2025) assume a known tool dependency graph and use it to aid the LLM with selecting relevant functions. As tool dependencies are often unknown, others propose learning them via demonstrations (Paranjape et al. 2023; Chen et al. 2025; Liu et al. 2024a; Qin et al. 2023; Patil et al. 2024; Erdogan et al. 2024). Unlike prior retrievers that rely solely on the user query or static tool-dependency graphs, we propose a dynamic tool retrieval approach that conditions on both the current query

and the sequence of previously invoked tools. A more extensive discussion of related works can be found in Appendix A. In Table 1 in the Appendix, we summarize related works that most closely align with our method. We compare against 5 different categories. **1) Tool Dependency Aware:** retrievers that utilize tool dependencies are better informed to solve multi-step tasks (Gao et al. 2025); **2) Tool Description Free:** function documentation may not be available or consistent across large sets of tools (Patel, Jagmohan, and Vempaty 2025); **3) Query Aware:** retrieval methods should retrieve tools relevant to the specific task, i.e. email tasks will more likely need getting an email address than opening a document, **4) Multi-Step History Aware:** retrievers that take into account multi-step history, not just current step, avoid bias towards frequently called functions, and **5) Small Model:** On-device agents have stricter memory and latency requirements that the retrieval method needs to satisfy. Our method is the only one that satisfies all 5 categories.

## 3 Problem Formulation

**Retrieval-Augmented Function Selection.** Consider the function selection agent  $\pi$ , consisting of a frozen language model (LM). Let  $\mathcal{F}$  be the collection of function names that the agent can choose from to solve a task described through a natural language query  $q \in Q$ , such as “*Reply to my latest email from Willem.*”. Let  $f_{q,0:t-1} = [f_0, f_1, \dots, f_{t-1}]$  be the list of previous functions predicted for  $q$  by  $\pi$  up until timestep  $t$ . Typically,  $q$ ,  $f_{q,0:t-1}$  and  $\mathcal{F}$  are encoded in the LM prompt,  $p$ , which is input to the agent to sample a function  $f_t \sim \pi(\cdot | p(q, f_{q,0:t-1}, \mathcal{F}))$ . A sampled function  $f_t$  is correct if  $f_t \in \mathcal{F}_{q,t}^*$ , where  $\mathcal{F}_{q,t}^*$  is the set of correct functions for the given query  $q$  at timestep  $t$ . To raise the probability of  $f_t \in \mathcal{F}_{q,t}^*$ , prior work encodes into the prompt a subset of  $\mathcal{F}$  (Qin et al. 2023; Braunschweiler, Doddipatla, and Zorila 2025). This subset is retrieved via some module  $\omega(\cdot)$ , a function that outputs a subset of function names  $\mathcal{F}_t \subseteq \mathcal{F}$ . The set of inputs to the  $\omega$  is dependent on the specific retrieval method. Once again for notation simplicity, we drop

Method	Tool Deps. Aware	Tool Desc. Free	Query Aware	Multi-Step History Aware	Small model
BM25 (Robertson, Zaragoza et al. 2009)	✗	✗	✓	✗	✓
ToolGraph Retriever (Gao et al. 2025)	✓	✗	✓	✗	✗
Less-is-More Lv1 (Paramanayakam et al. 2025)	✗	✗	✓	✗	✓
ToolNet (Liu et al. 2024a)	✓	✓	✗	✗	✓
TinyAgent (Erdogan et al. 2024)	✗	✓	✓	✗	✓
Toolformer (Schick et al. 2023)	✗	✓	✓	✗	✓
<b>DTDR (Ours)</b>	✓	✓	✓	✓	✓

Table 1: Comparison of tool retrieval methods used in prior work. Our work is the only one that satisfies all 5 desired conditions.

$q$  for  $f_{0:t} := f_{q,0:t}$ ,  $\mathcal{F}_t^* := \mathcal{F}_{q,t}^*$ . Let  $T$  be the maximum trajectory length for any  $q \in Q$ , let  $\Omega$  be the set of all possible  $\omega$  retriever functions, and let  $\mathbf{1}$  be a scalar indicator function. Thus, our function selection problem is a prompt optimization objective:

$$\max_{\omega \in \Omega} \sum_{q \in Q} \sum_{t=0}^T \mathbf{E}_{f_t \sim \pi(\cdot | p(q, f_{0:t-1}, \mathcal{F}_t))} [\mathbf{1}_{f_t \in \mathcal{F}_t^*}] \quad (1)$$

This optimization problem provides mathematically grounds the success of the function calling agent  $\pi$  to how well the retrieved set  $\mathcal{F}_t$  aligns with  $\mathcal{F}_t^*$ . Specifically, we consider an optimal retrieval module  $\omega^*$  as one such that it retrieves a non-empty subset of the ground-truth set:  $\{\} \subset \omega^*(\cdot) = \mathcal{F}_t \subseteq \mathcal{F}_t^*$ . Note that we focus on optimizing the individual function selection step for more fine-grained downstream evaluation of the retrieval module, so this objective function is less sparse than ones for multi-step, function-calling tasks (Patel, Jagmohan, and Vempaty 2025). We discuss in Section 6 end-to-end results with trajectory-level evaluation.

**Limitation of Prior Work: Suboptimal Sets of Inputs.** Some zero-shot retrieval methods (Paramanayakam et al. 2025; Gao et al. 2025) implement  $\omega$  as the cosine similarity between embeddings of the query (or a transformation of it) and embeddings of each tool description. Therefore, let  $f_{desc}$  be the description of  $f$ , and letting  $\mathcal{F}_{desc} = \{f_{desc} \mid \forall f \in \mathcal{F}\}$ , the retriever module  $\omega$  becomes a function of  $q$  and  $\mathcal{F}_{desc}$ :  $\omega(q, \mathcal{F}_{desc})$ . Furthermore, the retrieved set  $\mathcal{F}_t$  is used throughout the entire trajectory, constant throughout time steps  $t \in [0, T]$ . Relying solely on static tool descriptions often overlook the dynamic nature of tool usage in context. While semantic similarity between queries and tool descriptions may capture surface-level relevance (Lin et al. 2024), it fails to account for how tools are actually sequenced in real tasks. Other work such as (Liu et al. 2024a) utilize collected demonstration trajectory data  $D$  of function calling tasks, obtained by tool providers (Paranjape et al. 2023), historical tool trajectories (Chen et al. 2025) or generated (Erdogan et al. 2024; Gao et al. 2025; Patil et al. 2024). With  $D$ , they compute empirical next-function probabilities based on the latest function  $f_{t-1}$  to obtain  $\mathcal{F}_t$ . However, this limited context does not model multi-step tool dependencies well. For example, if sending the same email to

multiple people, “*get\_email\_address*” must be called consecutively multiple times. Demonstrations that contain function trajectories such as these will cause a high value of  $P(\text{“get_email_address”} | \text{“get_email_address”})$ , thus biasing the agent to repeatedly call it more times than necessary. Furthermore, computing probabilities based on the entire demonstration data across various queries underfits tool-use patterns. The  $P(\text{“get_email_address”} | \text{“get_email_address”})$  value suitable in tasks with multiple recipients can be misleading in tasks with a single recipient. Without the task-specific information, the context of previous functions may be a misleading prior for  $\pi$ .

In this work, we aim for a *lightweight retrieval mechanism to obtain tool-dependency priors that capture both task-specific and context-specific information* for on-device function calling.

## 4 Proposed Approach: Dynamic Tool Dependency Retrieval

To capture appropriate tool-dependencies for Retrieval-Augmented Function Calling, we introduce *Dynamic Tool Dependency Retrieval (DTDR)*. The high-level idea of DTDR is simple: the retrieval module  $\omega$  should be based on both the task  $q$  and the trajectory of previous function calls  $f_{0:t-1}$ ; thus,  $\omega(q, f_{0:t-1})$ .

Figure 2 (left) gives an overview of our approach. The test query  $q$  and the trajectory of function calls  $f_{0:t-1}$  are input to DTDR, which predicts a set of tools  $\mathcal{F}_t := \omega(q, f_{0:t-1})$ , assigning a probability to each. We then encode the retrieved dependencies into the prompt  $p(q, f_{0:t-1}, \mathcal{F}_t)$  by hard masking the full set of tools  $\mathcal{F}$ , while also providing the probabilities for the retrieved tools. In the Experimental Setup Section, we elaborate on other ICL methods we investigated to embed  $\mathcal{F}_t$  into the prompt. The encoded prompt is then processed by the LLM agent to sample the next function  $f_t \sim \pi(\cdot | p(q, f_{q,0:t-1}, \mathcal{F}))$ . For end-to-end evaluation, this continues in an iterative approach starting from the empty function call plan  $f_0 = []$ , and ending after predicting the “end-of-plan” function  $f_t = \text{“end”}$ .

### 4.1 Variants of DTDR

We propose two lightweight variants for DTDR: one supervised gradient-based method and one unsupervised

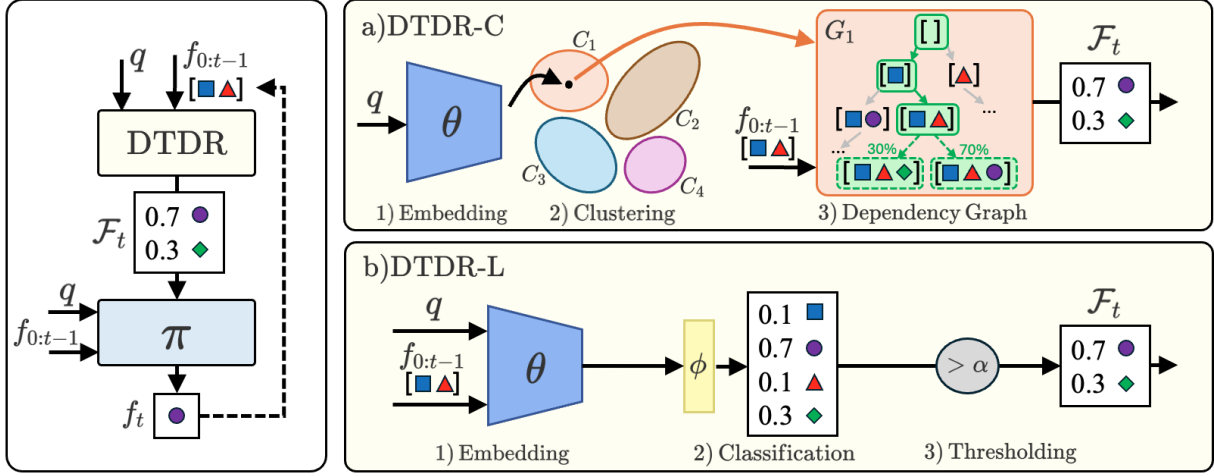


Figure 2: **System diagram for DTDR.** On the left, the user query and tool history are input to DTDR to retrieve the most likely next tools. The LLM  $\pi$  selects the next tool among this set. On the right, we show the two alternative instantiations for the retriever: a) DTDR-C, based on a clustering step to retrieve an explicit graph of tool dependencies; and b) DTDR-L, based on a learned linear classifier implicitly modeling tool dependencies. Both systems are conditioned on user query and full tool history.

clustering-based method. Firstly, proposing two allows us to validate whether our claims on *dynamic* tool retrieval are consistent across different categories of methods. Secondly, it enables us to directly compare against previous work belonging to these two categories. Lastly, depending on software and system constraints, either variant might be preferred for a real on-device scenario. Both proposed variants utilize demonstration data  $\mathcal{D}$ .

**Dynamic Tool Dependency Retrieval-Clustering (DTDR-C).** This variant (see Figure 2, top-right) is based on a clustering component and a graph-traversal component. The clustering component maps a test query to a tool dependency graph which is relevant for the specific task. The graph-traversal component traverses the graph based on the history of tool calls, and determines the graph the most likely next tools for the plan. Formally, we embed demonstration queries  $Q_{\mathcal{D}}$  with a pretrained embedding model  $\theta$  and fit a  $K$ -Means clustering model  $C$  on the embeddings. For each cluster  $k$  with  $0 \leq k < K$ , we consider the set of demonstrations assigned to that cluster  $D_k = \{d \mid q_d \in Q_{\mathcal{D}}, C(\theta(q_d)) = k\}$ . We build a weighted tool dependency graph  $G_k$  describing the next-tool dependency probabilities given a sequence of tools. In particular,  $G_k(f_{0:t-1})$  describes the set of functions which follow the history  $f_{0:t-1}$  in the demonstration data  $D_k$ , as well as their probabilities. Details on constructing the tool dependency graph  $G$  are included in Appendix C. Given a test query  $q$  and history  $f_{0:t-1}$ , the next-tool prediction in DTDR-C can be obtained with  $\mathcal{F}_t = \omega(q, f_{0:t-1}) = G_{C(\theta(q))}(f_{0:t-1})$ , or, with simpler notation,  $\mathcal{F}_t = G_{C,q}(f_{0:t-1})$ . The number of learned parameters in the  $K$ -means model is  $e_{\theta} * K$ , only depending on the output size of the embedding model  $e_{\theta}$  and the number of clusters  $K$ .

### Dynamic Tool Dependency Retrieval-Linear (DTDR-L).

This supervised learning variant (see Figure 2, bottom-right) is based on a linear layer classifier trained to predict the set of next functions given the test query and the history of previous tool calls. We train a 1-linear-layer classifier  $\phi$  on top of a frozen embedding model  $\theta$  to predict the next function given both the query and the function trajectory until  $t$ . Formally,  $\phi(\theta(q + f_{0:t-1}))$ , where the operator  $+$  denotes concatenation between strings. We use a softmax operation to obtain a probability distribution from the model outputs. Let  $P_{\phi}(f|q, f_{0:t-1})$  be the probability of  $f$  given the query and trajectory. To retrieve only a subset of tools, we set a threshold value  $\alpha$ , so that  $\mathcal{F}_t = \omega(q, f_{0:t-1}) = \{f \mid f \in \mathcal{F}, P_{\phi}(f|q, f_{0:t-1}) > \alpha\}$ . The rows of the linear layer  $\phi$  can be interpreted as learned embeddings of the tools  $\mathcal{F}$ , which are trained to align with the query embeddings  $\theta(q)$ . The number of learned parameters in this model is  $e_{\theta} * |\mathcal{F}|$ , only depending on the output size of the embedding model  $e_{\theta}$  and number of tools  $|\mathcal{F}|$ . More implementation details in Appendix C.

## 5 Experimental Setup

**Datasets.** We benchmark on four function calling datasets: *TinyAgent* (Erdogan et al. 2024), *TaskBench DailyLife APIs*, *TaskBench HuggingFace*, and *TaskBench Multimedia* (Shen et al. 2024). The first two datasets represent tools commonly available on a typical device, the other two datasets are specific to a particular domain, which makes them more challenging for “out-of-the-box” LLMs. We report in Appendix B the statistics for each benchmark, with an important insight being that all datasets have between 1 and 2 tool dependencies per plan, except for TaskBench DailyLife APIs which has almost zero dependencies. For each dataset, we set aside around 30% of the data for testing, while the rest is used as demonstration trajectories for tool retrieval.

	Retrieval Method	Fun. Sel. Acc. [%] ( $\uparrow$ )	Retrieval Metrics MRR ( $\uparrow$ ) $F_1$ ( $\uparrow$ )	
TinyAgent	Random Guess	5.9	0.26	0.12
	BM-25 (Robertson, Zaragoza et al. 2009)	23.1	0.35	0.20
	QTS (Vanilla)	15.8	0.26	0.14
	QTS (Gao et al. 2025)	21.5	0.18	0.09
	QTS (Paramanayakam et al. 2025)	23.7	0.36	0.19
	DR (Liu et al. 2024a)	30.7	0.70	0.49
	Dynamic DR (DTDR-C) (Ours)	43.3	0.78	<b>0.56</b>
	LR (Erdogan et al. 2024)	25.6	0.53	0.39
	Dynamic LR (DTDR-L) (Ours)	<b>65.1</b>	<b>0.93</b>	0.55
Taskbench-HF	Random Guess	4.2	0.16	0.05
	BM-25 (Robertson, Zaragoza et al. 2009)	8.3	0.18	0.05
	QTS (Vanilla)	7.9	0.21	0.08
	QTS (Gao et al. 2025)	14.6	0.37	0.27
	QTS (Paramanayakam et al. 2025)	12.9	0.30	0.18
	DR (Liu et al. 2024a)	17.1	0.46	0.33
	Dynamic DR (DTDR-C) (Ours)	27.5	0.64	0.55
	LR (Erdogan et al. 2024)	20.5	0.53	0.32
	Dynamic LR (DTDR-L) (Ours)	<b>27.8</b>	<b>0.75</b>	<b>0.63</b>

Table 2: Retrieval performance for methods from different categories (QTS = Query-Tool Similarity, LR = Learned Retriever, DR = Dependency Retriever). QTS and LR categories are query-conditioned, while DR is history-conditioned. Our Dynamic methods are conditioned on both query and tool history. Function Selection Accuracy is reported on Qwen 3 0.6B using hard masking as ICL method. Best results per dataset and metrics are in bold. Using both query and history with DTDR retrieves relevant tools compared to only using one of them.

and ICL methods.

**LLM backbones.** We evaluate tool-retrieval methods and ICL strategies applied to seven LLM backbones. We consider the *Qwen 3* family of models (0.6B, 1.7B, 4B, 8B, 14B) (Yang et al. 2025) representing edge devices of varying size, *GPT-4o* (Hurst et al. 2024) representing a cloud model solution, and *Gorilla-V2* (Cheng-Jie Ji et al. 2024) representing an edge-device fine-tuned on function calling data. Assuming INT4 quantization and a KV cache of up to 10 thousand tokens, Qwen 3 models up to Qwen 3 4B could efficiently run on a typical mobile device (Federici et al. 2025; Song et al. 2025).

**Metrics.** For downstream performance, we measure *Function Selection Accuracy* as described in (Erdogan et al. 2024): for each step, the selected function is considered correct only if it belongs to the set of acceptable tools according to the Directed Acyclic Graph (DAG) of the ground-truth plan. For *Success Rate* we evaluate both function selection and predicted parameters for *all* steps in the plan. The success rate is 1 only if the DAG of the plan is isomorphic to the DAG of the ground-truth plan (Erdogan et al. 2024). The same LLM backbone is prompted to predict the function calling parameters given the query and selected function. Example of prompts for function selection and parameter filling are provided in Appendix F. Tool Retrieval methods are evaluated with ranking and retrieval metrics. *Mean Re-*

*ciprocal Rank (MRR)* measures the relative ranking of tools.  $F_1$  score is the harmonic mean of Precision and Recall and is computed considering the top- $k$  highest-scoring tools as retrieved, with  $k$  being the number of acceptable tools according to the DAG of the ground-truth plan. We assess efficiency by: *prompt length* as a proxy for prefill speed (or time to encode and process the whole prompt); and *number of parameters* to quantify the LLM footprint which determines on-device usability.

**Tool Retrievers Baselines.** We consider different categories of Tool Retrievals baselines from recent work presented in Table 1. Classical term-similarity baselines like BM-25 (Robertson, Zaragoza et al. 2009) directly compare text similarity between documents. *Query-Tool Similarity (QTS)* baselines use pre-trained sentence-embedding models to encode descriptions of queries and tools, without learning from demonstrations. This approach is extended in Less-is-More Level 1 (Paramanayakam et al. 2025) by prompting an LLM to describe the ideal tool set to solve a query, and in Tool Graph Retrieval (Gao et al. 2025) by additionally encoding tool dependencies in the embeddings. *Learned Retriever (LR)* baselines as in Erdogan et al. (2024) fine-tune small classifiers to learn what functions are useful to resolve a query. Finally, *Dependency Retriever (DR)* methods like ToolNet (Liu et al. 2024a) leverage tool dependencies to directly sub-select viable tools based on the most recent tool



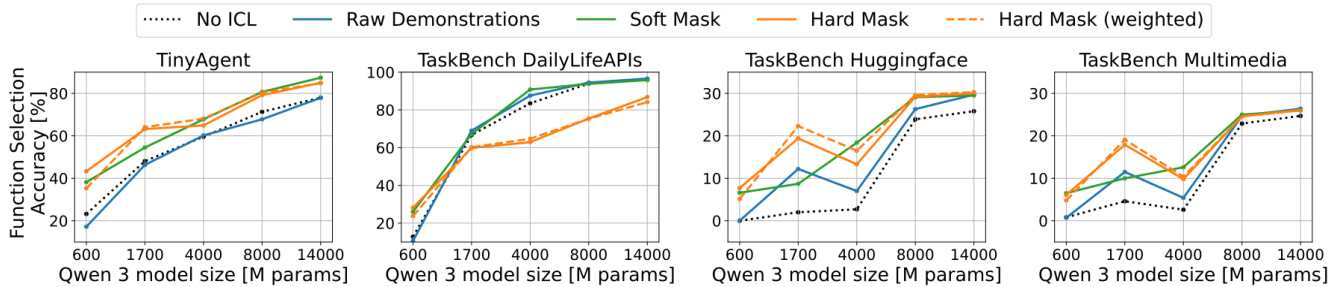


Figure 3: Comparison of efficient ICL methods against ICL with Raw Demonstrations and the baseline without ICL. All results are conditioned using the DTDR-C retriever. Pruning irrelevant tools from the prompt has a greater impact for smaller models that cannot handle longer contexts.

in the plan. DTDR introduces *dynamic* retrieval methods that leverage both the *query* and *tool-call history* to improve tool prediction. These are referred to as a *Dynamic Learned Retriever* (DTDR-L) and a *Dynamic Dependency Retriever* (DTDR-C). Additional implementation details for baselines and methods in Appendix C.

**ICL Methods for Encoding  $\mathcal{F}_t$  into Prompt.** For all methods including the *No ICL* baseline, we provide 1 randomly selected demonstration to show how to complete an example task. For all other ICL methods, we encode the subset of tools obtained from the Tool Retriever. For the *Raw Demonstrations* method, we provide up to 5 additional demonstrations for which the plan includes the predicted tools. For a more efficient prompting, we can either use the *Hard Mask* and completely exclude the remaining tools from the prompt, or a *Soft Mask*, where the full set of tools is presented to the model but the retrieved list is emphasized as the set the model should generally prefer. If a Tool Retriever also predicts scores for each tool, these can be included in the prompt, yielding *Weighted* variants of the two masking approaches. Example of ICL prompts are provided in Appendix F.

## 6 Results and Discussion

**Does DTDR improve tool retrieval?** We evaluate Tool Retrievers on ranking, retrieval and downstream performance (see Figure 2). MRR scores generally correlate well with Function Selection Accuracy, indicating that better ranking improves LLM reasoning. Set-based metrics like  $F_1$  score are less informative of the downstream performance, as they do not capture the relative importance of tools. Overall, *Learned Retriever* and *Dependency Retriever* methods perform better than other baselines. Our *dynamic* Learned Retriever DTDR-L surpasses the *static* counterpart (Erdogan et al. 2024) by over 35% on TinyAgent and TaskBench DL, while matching performance on TaskBench HF and MM. This demonstrates the benefit of conditioning the prediction on the function selection history. Similarly, DTDR-C improves over the *static* Dependency Retriever counterpart (Liu et al. 2024a) by 50–100%, confirming the value of leveraging query and full history for retrieval, instead of only considering the latest function in the plan. Both BM-25

and Vanilla QTS retrievers reach lower performance. This is partially because they compare the query with tool descriptions, and since the “end-of-plan” function is never explicitly described in the queries, it is never part of the selected functions. In terms of efficiency, BM-25 and the DR baseline are model-free; other retrievers use a small sentence encoder to represent the query, whose cost is negligible relative to the subsequent LLM prompting step. The only exception is the retriever by Paramanayakam et al. (2025), which additionally prompts the LLM to describe the ideal tool set for the task.

**How to encode retrieved tools in the prompt?** In Figure 3, we analyze strategies to introduce retrieved tools or demonstrations in the LLM prompt. Adding demonstrations as raw text mainly benefits domain-specific datasets like TaskBench HF and MM, where names and descriptions of different tools are often similar. On three of four datasets, both Hard and Soft Masking outperform both the No ICL and the Raw Demonstration baselines. The exception is TaskBench DL, which lacks intrinsic function-call dependencies (see Table 4), making dependency-based prompting less relevant. Hard Masking directly prunes the set of available tools presented to the LLM, while Soft Masking only suggests most likely tools, leaving to the LLM the decision to pick from either these or from the full tool set. In other words, the choice between Hard and Soft masking corresponds to a trade-off between simplicity and expressiveness. For smaller model with limited capabilities, Hard Masking directly simplifies the problem and reaches best performance. On the contrary, larger models tend to exploit better the flexibility given by the Soft Masking approach. Except for Qwen 3 0.6B, Weighted Hard Masking performs on par with or better than its unweighted variant. Despite similar overall performance, we notice that weighted masking is better when assigning high probability to the correct tools, and unweighted masking is better in the opposite scenarios. This result suggests that unweighted masking should be preferred when expecting a large distribution shift between test queries and demonstration data, as predicted probabilities will be less accurate (details in Appendix E). Weighted Soft Masking follows the same trends and is omitted from the plot for clarity. From an efficiency standpoint, while Raw

	Method	TinyAgent		TB-DL		TB-HF		TB-MM	
		FSA ( $\uparrow$ )	FCA ( $\uparrow$ )	FSA ( $\uparrow$ )	FCA ( $\uparrow$ )	FSA ( $\uparrow$ )	FCA ( $\uparrow$ )	FSA ( $\uparrow$ )	FCA ( $\uparrow$ )
Qwen3 0.6B	No ICL	23.2	0.4	12.8	0.0	5.5	0.0	7.3	0.0
	Raw Demonstrations	17.2	0.1	10.5	0.0	4.3	0.0	5.3	0.0
	DR (Liu et al. 2024a)	22.0	0.2	11.5	0.0	6.7	0.0	9.5	0.3
	LR (Erdogan et al. 2024)	19.8	0.9	19.6	2.0	10.0	0.5	12.1	0.7
	DTDR-C (Ours)	35.3	<b>4.2</b>	23.7	<b>6.8</b>	<b>20.8</b>	<b>5.9</b>	<b>20.2</b>	<b>8.3</b>
	DTDR-L (Ours)	<b>46.1</b>	3.5	<b>45.9</b>	0.8	18.9	1.2	17.6	3.7
Qwen3 1.7B	No ICL	48.1	4.4	66.7	13.5	32.2	3.6	38.1	4.9
	Raw Demonstrations	46.3	6.7	69.0	22.9	43.1	19.9	46.9	19.2
	DR (Liu et al. 2024a)	51.6	2.6	60.0	9.7	41.6	5.7	45.1	6.8
	LR (Erdogan et al. 2024)	50.5	7.1	56.6	20.3	42.8	17.3	42.1	17.3
	DTDR-C (Ours)	64.1	11.8	60.2	26.4	<b>52.8</b>	<b>21.3</b>	<b>47.8</b>	<b>22.5</b>
	DTDR-L (Ours)	<b>78.4</b>	<b>14.5</b>	<b>83.1</b>	<b>29.4</b>	49.0	19.7	45.5	20.4
Qwen3 4B	No ICL	59.6	5.0	83.5	13.5	45.8	5.1	54.3	6.8
	Raw Demonstrations	60.2	3.6	87.6	26.2	49.8	10.7	57.3	9.8
	DR (Liu et al. 2024a)	62.7	9.2	64.7	19.3	52.8	19.3	51.8	16.8
	LR (Erdogan et al. 2024)	52.2	9.0	60.4	19.3	56.9	28.0	58.2	26.5
	DTDR-C (Ours)	68.1	14.4	64.7	27.9	56.0	<b>35.1</b>	52.4	28.0
	DTDR-L (Ours)	<b>80.7</b>	<b>16.9</b>	<b>89.0</b>	<b>31.8</b>	<b>60.5</b>	29.8	<b>64.1</b>	<b>30.9</b>

Table 3: Comparison of selected methods in terms of function selection accuracy and end-to-end function calling accuracy over different datasets and edge-sized models. All retrievers are paired with weighted Hard Masking for ICL. Best results per dataset and model are bolded. Our DTDR reaches higher accuracy as it retrieves a set of tools more closely aligned with  $\mathcal{F}_t^*$ .

Demonstrations increase prompt length, Hard Masking reduces it substantially by removing descriptions of irrelevant tools.

**How do DTDR perform on different datasets and model size?** In Table 3, we consider the best retrievers from previous experiments and evaluate their function selection accuracy (FSA) on several datasets and models of different sizes. More FSA results across different models and datasets can be found in Table 7 in the Appendix. DTDR-C consistently outperforms its static counterpart across all settings, while DTDR-L is comparable or better than the Learned Retrieval. This observation confirms that dynamic retrieval is key for high-quality function calling. Among all methods, DTDR-L achieves the best overall performance. Notably, for TinyAgent, DTDR-L applied to Qwen 3 4B and 8B respectively surpasses the No ICL baseline applied to Qwen 3 14B and GPT-4o, bridging the performance gap between edge and cloud models. The Raw Demonstrations approach hurts smaller models but become optimal at larger scales, where LLMs exhibit stronger reasoning capabilities.

**Does DTDR improve end-to-end function calling success rates?** Also in Table 3, we report end-to-end Success Rate for the function calling task (FCA), using the same model with different prompts for the function selection and parameter filling subtasks (details in Appendix F). If one or more mistakes occurs at any step in the plan (either in the function name or its parameters), the whole plan is evaluated as unsuccessful. For datasets with tool dependencies (TA, TB-HF, TB-MM), the dynamic variants of DTDR improve the end-to-end Success Rate between 300% and 600% compared to the baseline without ICL, and between 23% and 104% com-

pared to the best Tool Retrieval baseline. Weaker baselines on smaller models fail on all datasets. The Learned Retrieval (Erdogan et al. 2024) tends to overfit to predicting the most common function in the dataset, while the same architecture in its dynamic variant DTDR-L (adding function call history as input), prevents this problem and yields significantly better performance. The baseline using Raw Demonstrations in the prompt reaches good performance with larger models, which have increased capabilities of reasoning on long text. However, as we discuss next, using long demonstrations in the prompt would make the system latency significantly higher.

#### What is the prompt efficiency of different retrievers?

In Figure 4, we analyze the same methods from a prompt-efficiency perspective. Since function selection requires generating only a few tokens, inference time is dominated by the prefill step. We therefore compare prompt lengths across methods and datasets, distinguishing between constant and variable prompt sections (see examples in Appendix F). The constant section (guidelines, task demonstrations, and the tool descriptions) can be precomputed and cached, while the variable section (query encoding and ICL-specific text) must be recomputed for each query. For the No ICL baseline the function descriptions occupy most of the prompt, which further increases in size when adding Raw Demonstrations. This quickly scales up as the number of tools increases (e.g. TaskBench HF). Static Dependency Retrieval reduces this by selecting a subset of functions, but the subset changes at each step and must be updated dynamically in the prompt. While the Learned Retriever can select a narrow set of tools, it tends to overfit to retrieving the most frequent tool, result-

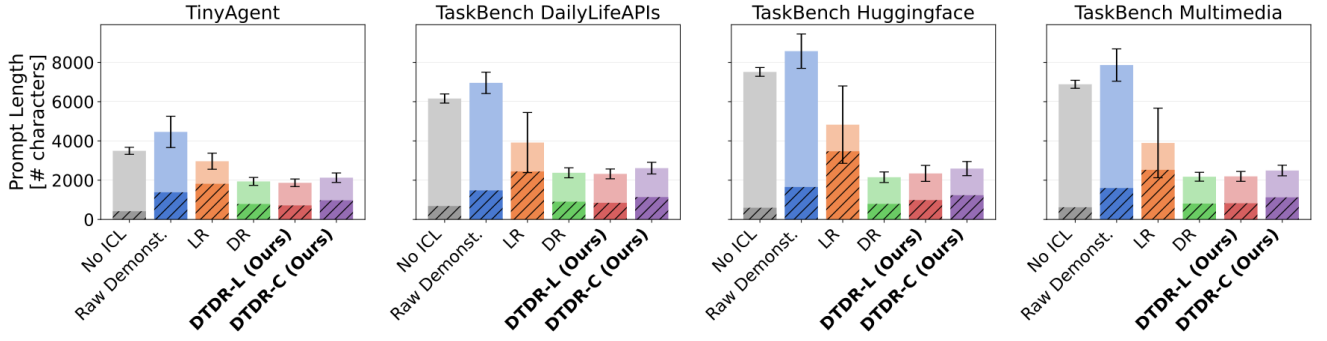


Figure 4: Prompt length across different methods and datasets. Our method reduces the prompt length by: 1) efficiently encoding ICL examples as tool dependencies instead of Raw Demonstrations, and 2) only retrieving tool dependencies which are relevant for the test query.

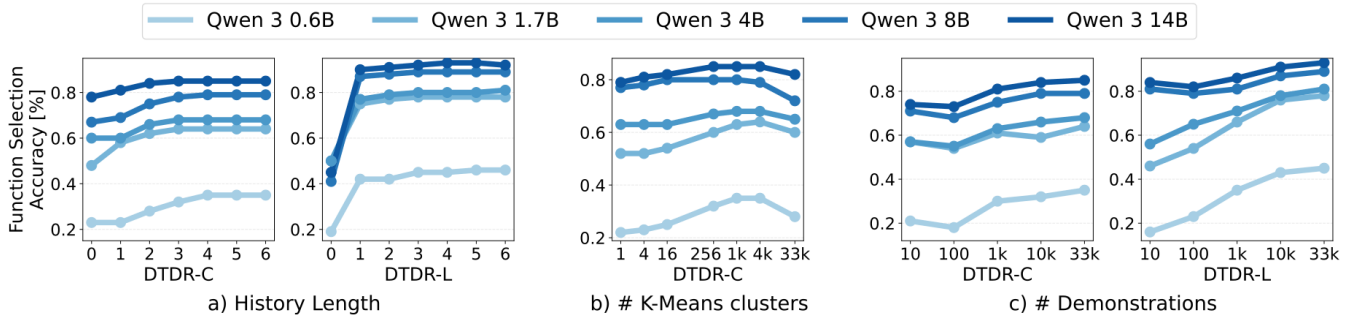


Figure 5: Ablations on: a) history length, b) # of k-means clusters, and c) # of demonstrations.

ing in low end-to-end performance. Our DTDR variants go further: dynamic retrieval narrows the candidate set of tools significantly, reducing total prompt length by up to 51% and the variable portion by up to 72%. Combined with accuracy gains, these results highlight the dual benefit of DTDR: improved reasoning and enhanced prompt efficiency.

**What is the impact of History Length, Clustering, and Number of Demonstrations?** Figure 5a examines the effect of varying the history length  $l$  in the function call sequence  $[f_{t-l}, \dots, f_{t-1}]$ . Longer histories enhance dependency modeling in DTDR-C and provide richer context for DTDR-L. Both models benefit up to  $l = 3$ , beyond which gains taper off. Without history, DTDR-L tends to overfit, often defaulting to the most frequent functions, as previously observed. Figure 5b explores query-conditioning by varying the number of clusters in DTDR-C. With a single cluster, retrieval is query-agnostic, similar to (Liu et al. 2024a). Increasing the number of clusters enables more targeted retrieval from demonstrations similar to the test query. The extreme case (nearest-neighbor retrieval) assigns one demonstration per cluster. We find optimal performance when the number of clusters is approximately 1/10 of the demonstrations, which we adopt as the default setting for all DTDR-C experiments. Figure 5c shows how increasing the number of demonstrations influences Function Selection Accuracy for both DTDR-C and DTDR-L. Performance improves with

more data, plateauing around 10k samples. Gains are more pronounced for smaller LLM backbones. Notably, DTDR-L suffers a sharp drop below 1k demonstrations due to overfitting, highlighting its sensitivity compared to the more robust DTDR-C.

## 7 Conclusion and Future Work

We introduce Dynamic Tool Dependency Retrieval (DTDR), a method for task-aligned retrieval that captures multi-step tool dependencies. DTDR leverages both the query and historical predictions via a retrieval module trained on demonstrations, with two variants: a supervised approach and an unsupervised clustering-based approach, both suitable for low-resource, on-device settings. Experiments across multiple datasets and LLM backbones show DTDR significantly improves retrieval quality and downstream function selection over baselines. We further analyze prompt efficiency, history context, demonstration count, and clustering effects. Future directions include handling imperfect demonstrations, extending to multimodal tool-based tasks (e.g. robotics), and adapting to evolving tool sets.

## References

Anthropic. 2025. Claude 4 System Card: Opus and Sonnet Models. <https://www.anthropic.com/research>. Comprehensive technical and safety report for Claude 4 models.



- Barres, V.; Dong, H.; Ray, S.; Si, X.; and Narasimhan, K. 2025.  $\tau^2$ -Bench: Evaluating Conversational Agents in a Dual-Control Environment. *arXiv preprint arXiv:2506.07982*.
- Braunschweiler, N.; Doddipatla, R.; and Zorila, T.-C. 2025. ToolReAGt: Tool Retrieval for LLM-based Complex Task Solution via Retrieval Augmented Generation. In *Proceedings of the 3rd Workshop on Towards Knowledgeable Foundation Models (KnowFM)*, 75–83.
- Chen, W.; Li, W.; Yao, D.; Meng, X.; Gong, C.; and Bi, J. 2025. GTool: Graph Enhanced Tool Planning with Large Language Model. *arXiv preprint arXiv:2508.12725*.
- Cheng-Jie Ji, C.; Huanzhi, M.; Fanjia, Y.; Shishir, G. P.; Tianjun, Z.; Ion, S.; and Joseph, E. G. 2024. Gorilla Open-Functions v2.
- Dang, H.; Liu, T.; Wu, Z.; Yang, J.; Jiang, H.; Yang, T.; Chen, P.; Wang, Z.; Wang, H.; Li, H.; et al. 2025. Improving Large Language Models Function Calling and Interpretability via Guided-Structured Templates. *arXiv preprint arXiv:2509.18076*.
- Ding, K.; Yu, J.; Huang, J.; Yang, Y.; Zhang, Q.; and Chen, H. 2025. SciToolAgent: a knowledge-graph-driven scientific agent for multitool integration. *Nature Computational Science*, 1–11.
- Erdogan, L. E.; Lee, N.; Jha, S.; Kim, S.; Tabrizi, R.; Moon, S.; Hooper, C.; Anumanchipalli, G.; Keutzer, K.; and Ghohami, A. 2024. Tinyagent: Function calling at the edge. *arXiv preprint arXiv:2409.00608*.
- Federici, M.; Belli, D.; Van Baalen, M.; Jalalirad, A.; Skliar, A.; Major, B.; Nagel, M.; and Whatmough, P. 2025. Efficient LLM Inference using Dynamic Input Pruning and Cache-Aware Masking. In *Eighth Conference on Machine Learning and Systems*.
- Gao, L.; Wang, Y.; Peng, M.; Tang, J.; Shang, Y.; Sun, M.; and Su, J. 2025. Tool Graph Retriever: Exploring Dependency Graph-based Tool Retrieval for Large Language Models. *arXiv preprint arXiv:2508.05152*.
- Hurst, A.; Lerer, A.; Goucher, A. P.; Perelman, A.; Ramesh, A.; Clark, A.; Ostrow, A.; Welihinda, A.; Hayes, A.; Radford, A.; et al. 2024. Gpt-4o system card. *arXiv preprint arXiv:2410.21276*.
- Lin, Q.; Wen, M.; Peng, Q.; Nie, G.; Liao, J.; Wang, J.; Mo, X.; Zhou, J.; Cheng, C.; Zhao, Y.; et al. 2024. Hammer: Robust function-calling for on-device language models via function masking. *arXiv preprint arXiv:2410.04587*.
- Liu, X.; Peng, Z.; Yi, X.; Xie, X.; Xiang, L.; Liu, Y.; and Xu, D. 2024a. Toolnet: Connecting large language models with massive tools via tool graph. *arXiv preprint arXiv:2403.00839*.
- Liu, Z.; Lai, Z.; Gao, Z.; Cui, E.; Li, Z.; Zhu, X.; Lu, L.; Chen, Q.; Qiao, Y.; Dai, J.; et al. 2024b. Control-llm: Augment language models with tools by searching on graphs. In *European Conference on Computer Vision*, 89–105. Springer.
- OpenAI. 2025. GPT-5 System Card. <https://openai.com/research/index/publication/>. Describes the architecture, safety measures, and capabilities of GPT-5.
- Paramanayakam, V.; Karatzas, A.; Anagnostopoulos, I.; and Stamoulis, D. 2025. Less is more: Optimizing function calling for llm execution on edge devices. In *2025 Design, Automation & Test in Europe Conference (DATE)*, 1–7. IEEE.
- Paranjape, B.; Lundberg, S.; Singh, S.; Hajishirzi, H.; Zettlemoyer, L.; and Ribeiro, M. T. 2023. Art: Automatic multi-step reasoning and tool-use for large language models. *arXiv preprint arXiv:2303.09014*.
- Patel, B.; Jagmohan, A.; and Vempaty, A. 2025. Learning API Functionality from In-Context Demonstrations for Tool-based Agents. *Empirical Methods of Natural Language Processing*.
- Patil, S. G.; Mao, H.; Yan, F.; Ji, C. C.-J.; Suresh, V.; Stoica, I.; and Gonzalez, J. E. 2025. The Berkeley Function Calling Leaderboard (BFCL): From Tool Use to Agentic Evaluation of Large Language Models. In *Forty-second International Conference on Machine Learning*.
- Patil, S. G.; Zhang, T.; Wang, X.; and Gonzalez, J. E. 2024. Gorilla: Large language model connected with massive apis. *Advances in Neural Information Processing Systems*, 37: 126544–126565.
- Qiao, S.; Gui, H.; Lv, C.; Jia, Q.; Chen, H.; and Zhang, N. 2023. Making language models better tool learners with execution feedback. *arXiv preprint arXiv:2305.13068*.
- Qin, Y.; Liang, S.; Ye, Y.; Zhu, K.; Yan, L.; Lu, Y.; Lin, Y.; Cong, X.; Tang, X.; Qian, B.; et al. 2023. Toolllm: Facilitating large language models to master 16000+ real-world apis. *arXiv preprint arXiv:2307.16789*.
- Rabinovich, E.; and Anaby-Tavor, A. 2025. On the robustness of agentic function calling. *arXiv preprint arXiv:2504.00914*.
- Reimers, N.; and Gurevych, I. 2019. Sentence-BERT: Sentence Embeddings using Siamese BERT-Networks. In *Proceedings of the 2019 Conference on Empirical Methods in Natural Language Processing*. Association for Computational Linguistics.
- Robertson, S.; Zaragoza, H.; et al. 2009. The probabilistic relevance framework: BM25 and beyond. *Foundations and Trends® in Information Retrieval*, 3(4): 333–389.
- Sarukkai, V.; Xie, Z.; and Fatahalian, K. 2025. Self-generated in-context examples improve llm agents for sequential decision-making tasks. *arXiv preprint arXiv:2505.00234*.
- Schick, T.; Dwivedi-Yu, J.; Dessì, R.; Raileanu, R.; Lomeli, M.; Hambro, E.; Zettlemoyer, L.; Cancedda, N.; and Scialom, T. 2023. Toolformer: Language models can teach themselves to use tools. *Advances in Neural Information Processing Systems*, 36: 68539–68551.
- Shen, Y.; Song, K.; Tan, X.; Li, D.; Lu, W.; and Zhuang, Y. 2023. Hugginggpt: Solving ai tasks with chatgpt and its friends in hugging face. *Advances in Neural Information Processing Systems*, 36: 38154–38180.
- Shen, Y.; Song, K.; Tan, X.; Zhang, W.; Ren, K.; Yuan, S.; Lu, W.; Li, D.; and Zhuang, Y. 2024. Taskbench: Benchmarking large language models for task automation. *Advances in Neural Information Processing Systems*, 37: 4540–4574.

Song, Q.; Liao, P.; Zhao, W.; Wang, Y.; Hu, S.; Zhen, H.-L.; Jiang, N.; and Yuan, M. 2025. Harnessing On-Device Large Language Model: Empirical Results and Implications for AI PC. *arXiv preprint arXiv:2505.15030*.

Yang, A.; Li, A.; Yang, B.; Zhang, B.; Hui, B.; Zheng, B.; Yu, B.; Gao, C.; Huang, C.; Lv, C.; et al. 2025. Qwen3 technical report. *arXiv preprint arXiv:2505.09388*.

Yao, S.; Zhao, J.; Yu, D.; Du, N.; Shafran, I.; Narasimhan, K.; and Cao, Y. 2023. React: Synergizing reasoning and acting in language models. In *International Conference on Learning Representations (ICLR)*.

Zeng, A.; Lv, X.; Zheng, Q.; Hou, Z.; Chen, B.; Xie, C.; Wang, C.; Yin, D.; Zeng, H.; Zhang, J.; et al. 2025. Glm-4.5: Agentic, reasoning, and coding (arc) foundation models. *arXiv preprint arXiv:2508.06471*.

## A Detailed Related Works

**Training LLMs for Tool Use.** Recent LLMs demonstrate impressive tool-usage capabilities, with cloud-based models such as GPT-5 (OpenAI 2025), Claude 4 (Anthropic 2025), and GLM-4.5 (Zeng et al. 2025) leading by a wide margin on function-call benchmarks like BFCL V4 (Patil et al. 2025) and  $\tau^2$ -Bench (Barres et al. 2025). In contrast, smaller LLMs designed for edge deployment perform significantly worse on agentic tasks when evaluated out-of-the-box, creating a challenge for widespread adoption on mobile devices. To address this, recent work has explored fine-tuning LLMs on large function calling datasets, sourced from cloud providers (Cheng-Jie Ji et al. 2024), generated by cloud models (Qiao et al. 2023), or obtained through self-play in agentic environments (Schick et al. 2023). However, collecting tool-use data for fine-tuning is often prohibitively expensive, and these fine-tuned models frequently struggle to generalize to new or updated tools.

**LLM Prompting with Tool Retrieval.** An alternative line of research leverages the in-context learning capabilities of LLMs, introducing prompt-engineering strategies for tool learning. This can involve including tool descriptions (Shen et al. 2023, 2024) or example trajectories (Paranjape et al. 2023; Sarukkai, Xie, and Fatahalian 2025) within the model prompt. To handle hundreds of apps and APIs, recent work uses retrieval-augmented generation to sub-select tools that are relevant to the task. ToolLLM (Qin et al. 2023) and Tool-ReAGt (Braunschweiler, Doddipatla, and Zorila 2025) identify the most suitable tools by comparing embeddings derived from the user query and tool documentation. Less-is-More (Paramanayakam et al. 2025) further prompts an LLM to generate documentation for the ideal tools to solve the query. ART (Paranjape et al. 2023) uses LLM prompting to retrieve example trajectories for most relevant tools.

**Tool Dependency Retrieval.** The execution of certain tools often depends on the outputs of others. ControlLLM (Liu et al. 2024b) and SciToolAgent (Ding et al. 2025) address specific scenarios where the tool dependency graph is known. In most real-world cases, however, the set of tools and their dependencies are not known in advance or may

change at test time, for example when apps are installed or updated. In that case, tool dependencies could be learned from demonstration data provided by tool vendors (Paranjape et al. 2023), extracted from historical tool trajectories (Chen et al. 2025), generated procedurally (Erdogan et al. 2024; Shen et al. 2024), or synthesized using cloud LLMs (Gao et al. 2025; Patil et al. 2024; Qin et al. 2023). Tool Graph Retriever (Gao et al. 2025) and GTool (Chen et al. 2025) employ GNNs to encode the learned dependencies, using the resulting embeddings for similarity-based retrieval and for LLM prompting. In contrast, ToolNet (Liu et al. 2024a) parses the tool dependency graph to identify the set of eligible tools after the latest tool call in the plan. Rather than modeling a static tool graph from demonstration data, we propose a lightweight approach that dynamically retrieves specific tool dependencies which are relevant to the test query and the sequence of previously called tools.

## B Dataset Statistics

In Table 4 we report important statistics for the datasets considered in our evaluation. While the average length of the plans is comparable across datasets, the number of tool dependencies varies significantly, which means that certain datasets benefit more than others in modeling and employing tool dependencies for function selection.

## C Implementation Details

**Tool Dependency Graph Construction in DTDR-C**  
We compute the tool dependency graph based on the training data  $D_{train}$ . Each training datapoint contains a ground-truth trajectory for the given query. Let  $f_l = (f_{l-o}, f_{l-l+1}, \dots, f_l)$  be a history of function calls of length  $l$ . For example, a possible  $f_2$  could be the tuple, ('get\_email', 'reply\_email'), where 'get\_email' is the first function in the sequence and 'reply\_email' is the latest function. For each function sequence  $f_l$  used in the ground-truth trajectories of  $D_{train}$ , let  $\mathcal{F}^{f_l}$  be the set of all unique functions that have appeared immediately after  $f_l$ . The tool dependency graph  $G_l$  is formatted according to whether it is probabilistic or not. When  $G_l$  is probabilistic, each  $f_l$  is a key in a nested dictionary. The value of each  $f_l$  is another dictionary representing a probability distribution where the inner keys are all the functions in  $\mathcal{F}^{f_l}$ . For each inner function key,  $f' \in \mathcal{F}^{f_l}$ , the value is,  $P(f'|f_l)$ : the percent of times  $f'$  appears given that  $f_l$  appears immediately before it. Thus,  $P(f'|f_l)$  can be considered an  $l$ -ordered Markov Chain. If  $G_l$  is unweighted, then  $G_l$  is a flat dictionary where each  $f_l$  is a key and the corresponding value is  $\mathcal{F}^{f_l}$ . Table 5 gives an example of a tool dependency graph of order 6, or  $G_6$ . To pad function sequences with length less than order  $l$ , we use the string 'start' as a placeholder. In Table 5, the example  $f_6$  only has three functions in the history, so we use three 'start' strings in the beginning. In summary, we use a sliding window approach with window length  $l$ , and we construct  $G$  based on the next function right after the current window.

**Classifier optimization in DTDR-L** For  $DTDR-C$ , we find the optimal number of clusters to be 1/10 of the training

Dataset	# Plans	# Tools	# Tool calls per plan	# Tool dependencies per plan
TinyAgent	39874	17	4.5±1.9	1.9±1.8
TaskBench DailyLife	3860	41	4.1±1.7	0.1±0.2
TaskBench HuggingFace	4959	24	3.2±1.5	1.1±1.5
TaskBench Multimedia	4310	41	3.6±1.7	1.5±1.7

Table 4: Function Calling Benchmark statistics. The number of tool dependencies refers to cases where the parameter of a function call is the output of a function call earlier in the plan. Notice that TaskBench DailyLife mainly contains plans with unrelated function calls.

Tool Dependency Graph $G_6$ Key, $f_6$	Unweighted Tool, Dependency Graph Value, $F^{f_6}$	Weighted Tool Dependency Graph Value, $P(f' f_6)$
(‘start’, ‘start’, ‘start’, ‘open_and_get_file_path’, ‘get_email_address’, ‘compose_new_email’)	[‘join’, ‘create_calendar_event’, ‘create_reminder’, ‘summarize_pdf’, ‘append_note_content’]	{‘join’: 0.8, ‘create_calendar_event’: 0.05, ‘create_reminder’: 0.05, ‘summarize_pdf’: 0.05, ‘append_note_content’: 0.05 }

Table 5: **Example Tool Dependency Graph.** Given a function sequence of length 6,  $f_6$  (left), we can compute based on demonstration data,  $D$ , the unweighted tool dependency graph (middle) and weighted tool dependency graph (right).

set size. Fine-tuning for TinyAgent and *DTDR-L* variants is performed using Adam with a learning rate of  $10^{-3}$ , learning rate decay of 0.9, weight decay of  $10^{-5}$ , and 10 epochs. For *DTDR-L*, the training of  $\phi$  is per-step. For each training query  $q \in Q_{train}$ , we train our predictor  $\omega$  using the sum of independent  $|\mathcal{F}|$  binary cross-entropy loss terms. Formally, let  $d_{0:t-1}$  be the possible ground-truth demonstration trajectory for  $q$  up until time  $t$ . Both  $d_{0:t-1}$  and  $f_{0:t-1}$  are a list of function names, so  $d_{0:t-1}$  can be concatenated to  $q$  and passed into  $\phi$ . Therefore, we can write

$$\phi^* = \arg \min_{\phi} - \sum_{q \in Q_{train}} \sum_{t=0}^T \sum_{f \in \mathcal{F}} (\mathbf{1}_{f \in \mathcal{F}_{q,t}^*}) (\log \phi(q, d_{0:t-1})). \quad (2)$$

**Other details and hyper-parameters** For all Tool Retriever methods, we use the same sentence-embedding model *paraphrase-MiniLM-L6-v2* (Reimers and Gurevych 2019) across all approaches to ensure comparability. For *Less-is-More*, we ensure the same LLM is used both for Function Selection and for recommending the ideal tool descriptions. We consider Search Level 1 but not Level 2, as the latter needs interaction with a cloud model, which is prohibitive on-device. For *ToolNet*, we build the tool dependency graph from the training split and use it to retrieve and score relevant tools based on the latest tool call in the plan. For a fair comparison with *Tool Graph Retrieval*, we also use the available example trajectories to build the tool dependency graph, instead of relying on a separate predictor. For the *TinyAgent* retriever, we fine-tune a linear layer on top of the sentence embedding model to score all tools given the test query. For all Tool Retrievers other than *DTDR-C*

(which does not require it) we sweep the function selection threshold with values of 0.2, 0.23, 0.5 and set it based on function selection accuracy. For ICL experiments we use greedy decoding with a maximum generation length matching the longest tool name in the dataset. For the *Raw Demonstrations* ICL method, we provide 5 random demonstrations as examples. When defining train and test splits for each dataset, we ensure that the number of occurrences in train and test data for each tool follows then 70/30 ratio. We use FP16 precision for Qwen models and Gorilla-V2, while GPT-4o is prompted through cloud APIs. All experiments are conducted on NVIDIA A100 GPUs. We set the seed value to 5006 for all experiments.

## D Additional Results

**Retrieval Accuracy** We report in Table 6 the full values for retrieval and function selection accuracy with Qwen 3 0.6B with unweighted Hard Masking. *DTDR* consistently outperforms in both retrieval and function selection across datasets. We note that for Taskbench-Multimedia that LR outperforms in function selection due to overfitting to repeatedly predict “end-of-plan” which is always the last function in each task.

**Function Selection Accuracy Across Models** We provide in Table 7 extended results on function selection accuracy. Additional LLM backbones include Qwen 3 8B, Qwen 3 14B, Gorilla-v2 and GPT-4o. At similar footprints, Gorilla V2 under-performs Qwen 3 8B, likely due to differences between our test data and the coding API data used for Gorilla’s fine-tuning. This difference in performance reinforces our claim that adaptive ICL strategies are preferable to fine-tuned generalist models, as ICL can seamlessly adapt to unseen tools at test time.

	Retrieval Method	Function Selection Acc. [%] ( $\uparrow$ )	Retrieval Metrics MRR ( $\uparrow$ ) F <sub>1</sub> ( $\uparrow$ )	
TinyAgent	Random Guess	5.9	0.26	0.12
	BM-25 (Robertson, Zaragoza et al. 2009)	23.1	0.35	0.20
	QTS (Vanilla)	15.8	0.26	0.14
	QTS (Gao et al. 2025)	21.5	0.18	0.09
	QTS (Paramanayakam et al. 2025)	23.7	0.36	0.19
	DR (Liu et al. 2024a)	30.7	0.70	0.49
	Dynamic DR (DTDR-C) (Ours)	43.3	0.78	<b>0.56</b>
	LR (Erdogan et al. 2024)	25.6	0.53	0.39
	Dynamic LR (DTDR-L) (Ours)	<b>65.1</b>	<b>0.93</b>	0.55
Taskbench-HF	Random Guess	4.2	0.16	0.05
	BM-25 (Robertson, Zaragoza et al. 2009)	8.3	0.18	0.05
	QTS (Vanilla)	7.9	0.21	0.08
	QTS (Gao et al. 2025)	14.6	0.37	0.27
	QTS (Paramanayakam et al. 2025)	12.9	0.30	0.18
	DR (Liu et al. 2024a)	17.1	0.46	0.33
	Dynamic DR (DTDR-C) (Ours)	27.5	0.64	0.55
	LR (Erdogan et al. 2024)	20.5	0.53	0.32
	Dynamic LR (DTDR-L) (Ours)	<b>27.8</b>	<b>0.75</b>	<b>0.63</b>
Taskbench-MM	Random Guess	2.4	0.11	0.03
	BM-25 (Robertson, Zaragoza et al. 2009)	13.7	0.26	0.19
	QTS (Vanilla)	5.3	0.14	0.04
	QTS (Gao et al. 2025)	5.3	0.14	0.20
	QTS (Paramanayakam et al. 2025)	7.6	0.29	0.18
	DR (Liu et al. 2024a)	13.3	0.38	0.27
	Dynamic DR (DTDR-C) (Ours)	24.4	0.52	0.43
	LR (Erdogan et al. 2024)	21.0	0.49	0.28
	Dynamic LR (DTDR-L) (Ours)	<b>27.0</b>	<b>0.69</b>	<b>0.55</b>
Taskbench-DL	Random Guess	2.4	0.15	0.07
	BM-25 (Robertson, Zaragoza et al. 2009)	13.5	0.31	0.15
	QTS (Vanilla)	7.5	0.16	0.07
	QTS (Gao et al. 2025)	13.3	0.17	0.06
	QTS (Paramanayakam et al. 2025)	18.9	0.40	0.26
	DR (Liu et al. 2024a)	14.7	0.36	0.18
	Dynamic DR (DTDR-C) (Ours)	28.2	0.54	0.29
	LR (Erdogan et al. 2024)	23.6	0.55	0.44
	Dynamic LR (DTDR-L) (Ours)	<b>58.9</b>	<b>0.85</b>	<b>0.64</b>

Table 6: Retrieval performance for methods from different categories (QTS = Query-Tool Similarity, LR = Learned Retriever, DR = Dependency Retriever). QTS and LR categories are query-conditioned, while DR is history-conditioned. Our Dynamic methods are conditioned on both query and tool history. Function Selection Accuracy is reported on Qwen 3 0.6B using hard masking as ICL method. Best results per dataset and metrics are in bold.

## E Weighted vs Unweighted Masking

To see the impact between weighted and unweighted masking, we compute the percentage of correct predictions when the *DTDR-C*-based  $\omega$  did not retrieve any  $f \in F_t^*$  with a probability above threshold 0.5. We see for Tinyagent across all models and number of cluster settings, Hard Masking unweighted achieves the maximum of around 33.6% and

outperforms hard mask weighted by up to 10%. This difference is also present when comparing Soft Masking with its weighted variant, and this difference shows that when the demonstration data does not reflect the task well enough, the weights provided in the prompt mislead the agent. However, as the number of clusters increase, this difference between in values for weighted and unweighted decreases. Similar ob-

servations are present for probability thresholds of 0.4 and 0.3.

## F Prompt Examples

We provide example prompts showing guidelines and ICL techniques used for function selection and parameter filling. Grayed out comments are only used as reference, and are not included in the actual prompt.

### Full Prompt F.1: Function Selection

```
1 # System Guidelines
2 You are an expert AI Agent
  specialized in creating plans
  comprised of function calls to
3 satisfy user queries.
4 You are given a user query and a set
  of functions that should be
  used to solve the query.
5 You are also given the executed plan
  so far to solve the query.
6 You task is to only select one of
  the given functions as the
  immediate next step to be added
  to the plan.
7 You MUST only output one of the
  functions among the function
  list.
8 You MUST NOT include any other text
  in the response.
9 You are given below an example query
  along with the executed plan
  paired with the expected answer
  to solve the query.
10 You can use this example to learn to
  predict the correct function to
  add to the plan for the user
  query.
11
12 # Example Functions
13 Set of available functions and their
  descriptions:
14 [{'function': 'create_calendar_event',
  'description': 'Create a
  calendar event'},
15 ...],
16 {'function': 'summarize_pdf', '
  description': 'Summarizes the
  content of a PDF file and
  returns the summary'}}
17 You will choose one of the function
  names above.
18
19 # Example Task
20 User query: 'Open the file "
  ProjectPlan.docx", create a
  reminder to review it by next
  Monday, and find directions to
  the nearest cafe in Apple Maps
  .'
21 Executed plan so far:
22 out_1 = open_and_get_file_path(
  name_or_path='ProjectPlan.docx')
```

```
23
24 # Example Answer
25 create_reminder
26
27 # Test Functions
28 Set of available functions and their
  descriptions:
29 [{'function': 'create_calendar_event',
  'description': 'Create a
  calendar event'},
30 ...],
31 {'function': 'summarize_pdf', '
  description': 'Summarizes the
  content of a PDF file and
  returns the summary'}}
32 You will choose one of the function
  names above.
33
34 # Test Task
35 Now choose the next function call
  for this task:
36 User query: 'Reply to the currently
  selected email in Mail with the
  match details attached and
  create a new note titled "
  Festival Notes" to summarize the
  discussions.'
37 Executed plan so far: None
```

### Full Prompt F.2: Parameter Filling

```
1 # System Guidelines
2 You are an expert AI Agent
  specialized in calling functions
  to satisfy user queries.
3 You are given a user query and a set
  of variables you can use.
4 You are also given the function to
  be used and a description of its
  behavior and input parameter.
5 Based on this, you should identify
  which variables to assign to
  each function parameter in order
  to solve the query.
6 You should only return the parameter
  names and associated variables.
7 You MUST put the matched parameter
  names and variables in the
  format of arg_name1=variable1,
  arg_name2=variable2, ...
8 The parameter names MUST be among
  the ones listed in the Input.
9 For optional parameter, defined with
  is_optional=True, you can
  choose to either assign a
  variable, e.g.: 'arg_name1=
  variable1,' or instead leave the
  parameter unused.
10 You SHOULD NOT include any other
  text in the response.
11 You are given below one example
  query for the same function,
```



```

    paired with the expected answer
    to solve the query.
12 You can use this as an example to
    predict the correct parameter
    and variables matching for the
    query.
13
14 # Example Task
15 Input:
16 User query: 'Open the location "The
    Peninsula, New York" in Apple
    Maps and append the summary of
    the "TravelGuide.pdf" to the
    note titled "Vacation Plans" in
    the "Travel" folder.'.
17 Executed function calls so far with
    their respective output variable
    :
18 out_1 = maps_open_location(query='
    The Peninsula, New York')
19 out_2 = open_and_get_file_path(
    name_or_path='TravelGuide.pdf')
20 out_3 = summarize_pdf(pdf_path='
    out_2')
21 You will be using the function '
    append_note_content' to solve
    this query. What this function
    does is 'Appends content to an
    existing note'.
22 This function accepts the following
    parameters names, each listed
    with its expected variable type,
    whether it is optional, and a
    short description.
23 [name: 'name', type: 'str',
    is_optional: 'False',
    description: ''], [name: '
    append_content', type: 'str',
    is_optional: 'False',
    description: ''], [name: 'folder
    ', type: 'str', is_optional: '
    True', description: '']
24 You will pair each of the parameter
    names above with one variable.
25 Output:
26
27 # Example Answer
28 name=Vacation Plans, append_content=
    out_3, folder=Travel
29
30 # Test Task
31 Test query:
32 Input:
33 User query: 'Summarize the "Project
    Proposal.pdf" report, create a
    reminder to review it by next
    Tuesday at 2:00 PM, append key
    points to the note "Project
    Ideas" in the "Ideas" folder.'.
34 Executed function calls so far with
    their respective output variable
    :

```

```

35 out_1 = open_and_get_file_path(
    name_or_path='Project Proposal.
    pdf')
36 out_2 = summarize_pdf(pdf_path='
    out_1')
37 out_3 = create_reminder(name='Review
    Project Proposal', due_date
    ='2024-02-27 14:00:00', notes
   ='', list_name='', priority=0,
    all_day=False)
38 You will be using the function '
    append_note_content' to solve
    this query. What this function
    does is 'Appends content to an
    existing note'.
39 This function accepts the following
    parameters names, each listed
    with its expected variable type,
    whether it is optional, and a
    short description.
40 [name: 'name', type: 'str',
    is_optional: 'False',
    description: ''], [name: '
    append_content', type: 'str',
    is_optional: 'False',
    description: ''], [name: 'folder
    ', type: 'str', is_optional: '
    True', description: '']
41 You will pair each of the parameter
    names above with one variable.
42 Output:

```

### ICL Prompt F.1: No ICL

```

1 # Test Functions
2 Set of available functions and their
    descriptions:
3 [{'function': 'create_calendar_event
    ', 'description': 'Create a
    calendar event'}, {'function': '
    get_phone_number', 'description
    ': 'Search for a contact by name
    . Returns the phone number of
    the contact.'}, {'function': '
    get_email_address', 'description
    ': 'Search for a contact by name
    . Returns the email address of
    the contact'}, {'function': '
    compose_new_email', 'description
    ': 'Composes a new email and
    returns the status of the email
    composition'}, {'function': '
    reply_to_email', 'description':
    'Replies to the currently
    selected email in Mail with the
    given content'}, {'function': '
    forward_email', 'description': '
    Forwards the currently selected
    email in Mail with the given
    content'}, {'function': '
    maps_open_location', '
    description': 'Opens the

```

```

specified location in Apple Maps
'}, {'function': '
maps_show_directions', '
description': 'Show directions
from a start location to an end
location in Apple Maps'}, {'
function': 'create_note', '
description': 'Creates a new
note with the given content'},
{'function': 'open_note', '
description': 'Opens an existing
note by its name'}, {'function
': 'append_note_content', '
description': 'Appends content
to an existing note'}, {'
function': 'create_reminder', '
description': 'Creates a new
reminder and returns the status
of the reminder creation'}, {'
function': 'send_sms', '
description': 'Send an SMS to a
list of phone numbers'}, {'
function': '
open_and_get_file_path', '
description': 'Opens the file
and returns its path'}, {'
function': '
get_zoom_meeting_link', '
description': 'Creates a Zoom
meeting and returns the join URL
'}, {'function': 'summarize_pdf
', 'description': 'Summarizes
the content of a PDF file and
returns the summary'}, {'
function': 'join', 'description
': 'Collects and combines
results from prior actions. It
should always be the last action
in the plan'}}]

```

4 You will choose one of the function names above.

5

6 # Test Task

7 User query: 'Create a new note titled "Recipe Ideas" in the "Cooking" folder with a list of ingredients for a lasagna recipe. Then, append the steps for preparation to the same note. Finally, send an SMS to yourself with a reminder to buy the ingredients for the lasagna.'

8 Executed plan so far:

9 out\_1 = create\_note(name='Recipe Ideas', content='Lasagna Ingredients: - Ground beef - Lasagna noodles - Ricotta cheese - Mozzarella cheese - Parmesan cheese - Tomato sauce - Garlic - Onion - Olive oil - Salt - Pepper - Italian seasoning', folder='Cooking')

## ICL Prompt F2: Soft Mask

- 1 Set of available functions and their descriptions:
- 2 [{"function": "create\_calendar\_event", "description": "Create a calendar event"}, {"function": "get\_phone\_number", "description": "Search for a contact by name . Returns the phone number of the contact."}, {"function": "get\_email\_address", "description": "Search for a contact by name . Returns the email address of the contact"}, {"function": "compose\_new\_email", "description": "Composes a new email and returns the status of the email composition"}, {"function": "reply\_to\_email", "description": "Replies to the currently selected email in Mail with the given content"}, {"function": "forward\_email", "description": "Forwards the currently selected email in Mail with the given content"}, {"function": "maps\_open\_location", "description": "Opens the specified location in Apple Maps"}, {"function": "maps\_show\_directions", "description": "Show directions from a start location to an end location in Apple Maps"}, {"function": "create\_note", "description": "Creates a new note with the given content"}, {"function": "open\_note", "description": "Opens an existing note by its name"}, {"function": "append\_note\_content", "description": "Appends content to an existing note"}, {"function": "create\_reminder", "description": "Creates a new reminder and returns the status of the reminder creation"}, {"function": "send\_sms", "description": "Send an SMS to a list of phone numbers"}, {"function": "open\_and\_get\_file\_path", "description": "Opens the file and returns its path"}, {"function": "get\_zoom\_meeting\_link", "description": "Creates a Zoom meeting and returns the join URL"}, {"function": "summarize\_pdf", "description": "Summarizes the content of a PDF file and returns the summary"}, {"function": "join", "description": "Collects and combines results from prior actions. It should always be the last action in the plan"}]

```

        ': 'Collects and combines
        results from prior actions. It
        should always be the last action
        in the plan'}}]
3 You will choose one of the function
  names above.
4
5 # Soft Mask guidelines
6 To help guide your decision, here is
  a set of functions extracted
  from ground truth sequences of
  training queries.
7 The functions in this list are
  functions that have come right
  after your latest function call
  history of "('start', '
  create_note')" in the training
  queries. The list is below:
8 ['append_note_content', 'join']
9 Please use this to guide your
  decision-making on function
  selection.
10
11 # Test Task
12 User query: 'Create a new note
  titled "Recipe Ideas" in the "
  Cooking" folder with a list of
  ingredients for a lasagna recipe
  . Then, append the steps for
  preparation to the same note.
  Finally, send an SMS to yourself
  with a reminder to buy the
  ingredients for the lasagna.'
13 Executed plan so far:
14 out_1 = create_note(name='Recipe
  Ideas', content='Lasagna
  Ingredients: - Ground beef -
  Lasagna noodles - Ricotta cheese
  - Mozzarella cheese - Parmesan
  cheese - Tomato sauce - Garlic -
  Onion - Olive oil - Salt -
  Pepper - Italian seasoning',
  folder='Cooking')

```

### ICL Prompt E3: Hard Mask

```

1 # Test Functions after Hard Mask
2 Set of available functions and their
  descriptions:
3 [{'function': 'append_note_content',
  'description': 'Appends content
  to an existing note'}, {'
  function': 'join', 'description
  ': 'Collects and combines
  results from prior actions. It
  should always be the last action
  in the plan'}}]
4 You will choose one of the function
  names above.
5
6 # Test Task

```

```

7 User query: 'Create a new note
  titled "Recipe Ideas" in the "
  Cooking" folder with a list of
  ingredients for a lasagna recipe
  . Then, append the steps for
  preparation to the same note.
  Finally, send an SMS to yourself
  with a reminder to buy the
  ingredients for the lasagna.'
8 Executed plan so far:
9 out_1 = create_note(name='Recipe
  Ideas', content='Lasagna
  Ingredients: - Ground beef -
  Lasagna noodles - Ricotta cheese
  - Mozzarella cheese - Parmesan
  cheese - Tomato sauce - Garlic -
  Onion - Olive oil - Salt -
  Pepper - Italian seasoning',
  folder='Cooking')

```

### ICL Prompt E4: Hard Mask (Weighted)

```

1 # Test Functions after Hard Mask +
  Weights
2 Set of available functions, their
  descriptions, and the percentage
  of times they appear in the
  ground truth sequences of
  training queries right after
  this current function call
  history:
3 [{'function': 'append_note_content',
  'description': 'Appends content
  to an existing note', '
  probability': 0.714}, {'function
  ': 'join', 'description': '
  Collects and combines results
  from prior actions. It should
  always be the last action in the
  plan', 'probability': 0.286}]
4 You will choose one of the function
  names above.
5
6 # Test Task
7 User query: 'Create a new note
  titled "Recipe Ideas" in the "
  Cooking" folder with a list of
  ingredients for a lasagna recipe
  . Then, append the steps for
  preparation to the same note.
  Finally, send an SMS to yourself
  with a reminder to buy the
  ingredients for the lasagna.'
8 Executed plan so far:
9 out_1 = create_note(name='Recipe
  Ideas', content='Lasagna
  Ingredients: - Ground beef -
  Lasagna noodles - Ricotta cheese
  - Mozzarella cheese - Parmesan
  cheese - Tomato sauce - Garlic -
  Onion - Olive oil - Salt -
  Pepper - Italian seasoning',

```

```
folder='Cooking')
```

## **G Use of Large Language Models**

Microsoft Co-Pilot was used for searching for related works and providing edit suggestions to the manuscript.

Function Selection Accuracy [%] ( $\uparrow$ )					
	Method	TinyAgent	TaskBench DailyLife	TaskBench HuggingFace	TaskBench Multimedia
Qwen3 0.6B	No ICL	23.2	12.8	5.5	7.3
	Raw Demonstrations	17.2	10.5	4.3	5.3
	Dependency Retrieval (Liu et al. 2024a)	22.0	11.5	6.7	9.5
	Learned Retrieval (Erdogan et al. 2024)	19.8	19.6	10.0	12.1
	DTDR-C (Ours)	35.3	23.7	<b>20.8</b>	<b>20.2</b>
	DTDR-L (Ours)	<b>46.1</b>	<b>45.9</b>	18.9	17.6
Qwen3 1.7B	No ICL	48.1	66.7	31.2	38.1
	Raw Demonstrations	46.3	69.0	43.1	46.9
	Dependency Retrieval (Liu et al. 2024a)	51.6	60.0	41.6	45.1
	Learned Retrieval (Erdogan et al. 2024)	50.5	56.6	42.8	42.1
	DTDR-C (Ours)	64.1	60.2	<b>52.8</b>	<b>47.8</b>
	DTDR-L (Ours)	<b>78.4</b>	<b>83.1</b>	49.0	45.5
Qwen3 4B	No ICL	59.6	83.5	45.8	54.3
	Raw Demonstrations	60.2	87.6	49.8	57.3
	Dependency Retrieval (Liu et al. 2024a)	62.7	64.7	52.8	51.8
	Learned Retrieval (Erdogan et al. 2024)	52.2	60.4	56.9	58.2
	DTDR-C (Ours)	68.1	64.7	56.0	52.4
	DTDR-L (Ours)	<b>80.7</b>	<b>89.0</b>	<b>60.5</b>	<b>64.1</b>
Qwen3 8B	No ICL	71.3	93.9	70.5	78.5
	Raw Demonstrations	67.8	<b>94.5</b>	<b>72.5</b>	<b>80.4</b>
	Dependency Retrieval (Liu et al. 2024a)	76.7	75.3	67.3	69.1
	Learned Retrieval (Erdogan et al. 2024)	43.7	52.2	52.0	49.6
	DTDR-C (Ours)	80.4	75.3	67.3	69.1
	DTDR-L (Ours)	<b>89.0</b>	91.0	63.8	67.6
Qwen3 14B	No ICL	78.0	96.2	74.4	81.7
	Raw Demonstrations	77.9	<b>96.6</b>	<b>76.7</b>	<b>82.3</b>
	Dependency Retrieval (Liu et al. 2024a)	79.5	84.1	69.2	73.8
	Learned Retrieval (Erdogan et al. 2024)	51.1	56.5	53.5	50.8
	DTDR-C (Ours)	84.8	84.1	71.5	74.0
	DTDR-L (Ours)	<b>92.5</b>	93.7	71.2	73.4
Gorilla V2	No ICL	39.5	PLE	PLE	PLE
	Raw Demonstrations	PLE	PLE	PLE	PLE
	Dependency Retrieval (Liu et al. 2024a)	32.2	PLE	PLE	PLE
	Learned Retrieval (Erdogan et al. 2024)	37.9	PLE	PLE	PLE
	DTDR-C (Ours)	43.4	PLE	PLE	PLE
	DTDR-L (Ours)	<b>58.7</b>	PLE	PLE	PLE
GPT-4o	No ICL	84.7	96.6	74.8	81.6
	Raw Demonstrations	86.8	<b>96.8</b>	<b>77.1</b>	<b>82.3</b>
	Dependency Retrieval (Liu et al. 2024a)	85.9	82.9	70.0	72.8
	Learned Retrieval (Erdogan et al. 2024)	53.2	48.1	55.2	51.1
	DTDR-C (Ours)	85.9	82.9	71.9	74.8
	DTDR-L (Ours)	<b>94.2</b>	91.5	71.8	73.7

Table 7: Comparison of selected methods in terms of function selection accuracy over different datasets and models. Best results per dataset and model are bolded. Gorilla V2 has 4096 maximum context length, which easily results in PLE (Prompt Length Exceeded).