

Discovering gravitational waveform distortions from lensing: a deep dive into GW231123

Juno C. L. Chan,^{*} Jose María Ezquiaga,[†] Rico K. L. Lo,[‡] Joey Bowman, Lorena Magaña Zertuche, and Luka Vujeva
Center of Gravity, Niels Bohr Institute, Blegdamsvej 17, 2100 Copenhagen, Denmark

(Dated: December 19, 2025)

Gravitational waves (GWs) are unique messengers as they travel through the Universe without alteration except for gravitational lensing. Their long wavelengths make them susceptible to diffraction by cosmic structures, providing an unprecedented opportunity to map dark matter substructures. Identifying lensed events requires the analysis of thousands to millions of simulated events to reach high statistical significances. This is computationally prohibitive with standard GW parameter estimation methods. We build on top of state-of-the-art neural posterior algorithms to accelerate the lensed inference from CPU days to minutes with **DINGO-lensing**. We showcase its capabilities by reanalyzing GW231123, the most promising lensed candidate so far, and find that its statistical significance cannot exceed 4σ . We observe that 8% of GW231123-like nonlensed simulations favor lensing, which could be explained by the self-similarity of short-duration signals. Still, 58% of GW231123-like lensed simulations have larger support for lensing, showing that higher detection statistics are possible. Although GW231123 exposes the challenges of claiming the first GW lensing detection, our deep-learning methods have demonstrated to be powerful enough to enable the upcoming discovery of lensed GWs.

Introduction.—Gravitational waves (GWs) travel through the Universe unimpeded with the exception of lensing. Unlike optical telescopes, which have a limited field of view and typical cadences larger than a day, GW observatories are monitoring the entire sky at all times—barring maintenance—with an exquisite time resolution of milliseconds. This gives us the sensitivity to a broad range of lens masses from $\sim 1M_\odot$ to $10^{15}M_\odot$. It is predicted that the first strongly lensed GW detection could happen in upcoming observing runs [1–5]. Such a discovery opens new frontiers to probe gravity in novel ways [6–10], shed light into the nature of dark matter [11–14], and unveil new populations of black holes [15, 16] and lenses [17–20].

The LIGO–Virgo–KAGRA (LVK) detectors are sensitive to GWs produced by stellar-mass compact binary coalescences [21–23]. Their wavelengths can be comparable to the size of a lens with effective mass between $\sim 1M_\odot$ and 10^5M_\odot . Therefore, the signal could be diffracted and the potentially repeated chirps could interfere with each other as dictated by wave-optics lensing [24]. The lensed signals could be detectable in current searches [25], and this imprints distinct changes in the waveform morphology that become smoking-gun signatures of lensing [26].

However, due to subtle changes in the signal, lensing candidates need to be scrutinized against data quality issues, such as noise fluctuations and seismic disturbance, as well as waveform systematics [27]. To claim a detection at high statistical significance, e.g., 3σ or 5σ , requires understanding the detection statistic, which in

turn demands simulating and analyzing thousands to millions of nonlensed events, respectively. With present GW lensing analysis codes taking on average ~ 50 CPU days to analyze a single event [28], this would be computationally intractable. This is exemplified in the latest LVK catalog, GWTC-4.0 [29], which has brought the most massive and highly spinning binary, GW231123_135430 (GW231123), that can also be interpreted as the highest ranked lensed candidate to date [30]. The lensed hypothesis has been thoroughly studied by the LVK [31], finding the event to be an outlier. Associated waveform uncertainties, potential noise artifacts, and low prior odds complicate a clear interpretation. Independent analyses also find large support for lensing [32, 33], and similar explanations such as overlapping signals [33]. Nonetheless, a robust assessment of the statistical significance of GW231123’s lensing interpretation is missing.

The limited number of observable GW cycles in high mass events allows for alternative interpretations that are difficult to disentangle. GW190521 [34, 35] is another example of an event investigated in a broad range of scenarios from eccentricity [36] to dynamical captures [37], head-on collisions of Proca stars [38], and primordial black holes [39]. With a merger rate density of $\sim 0.1 \text{ Gpc}^{-3}\text{yr}^{-1}$ for GW190521/GW231123-like signals [30, 35], we expect to observe more events of this kind in the next observing runs. Developing robust strategies to infer source parameters and to quantify the statistical significance for competing interpretations is, therefore, essential.

GW parameter estimation has recently experienced a revolution, thanks to deep-learning techniques. In particular, neural posterior estimation [40–42] is able to drastically reduce the inference time from order of days down to minutes by avoiding the expensive likeli-

^{*} chun.lung.chan@nbi.ku.dk

[†] jose.ezquiaga@nbi.ku.dk

[‡] kalok.lo@nbi.ku.dk

hood evaluations needed by conventional methods [43]. This capability enables the assessment of statistical significance for subtle astrophysical effects, such as orbital eccentricity [44], which was previously not feasible due to the prohibitive computational cost of traditional sampling algorithms. In this *Letter*, we demonstrate that deep-learning techniques are essential for the discovery of lensed GWs. Building on top of state-of-the-art algorithm, DINGO [40, 42, 45–47], we develop DINGO-lensing [48], which we use to thoroughly reanalyze GW231123 and assess its statistical significance. Our results and methods lay out the detections strategies of lensed GWs for upcoming observing runs.

Gravitational waveform distortions from lensing.—Starting from an emitted GW signal $h(t)$, the observed lensed waveform $h_L(t)$ is obtained by propagating $h(t)$ through the curved spacetime defined by the lens. Assuming linear perturbations, weak-field gravity, and a lens much smaller than the source–observer distance, this propagation is conveniently solved in Fourier space. Lensing acts like a transfer function between the emitted and observed signals, $F(f) = \tilde{h}_L(f)/\tilde{h}_U(f)$, where the amplification function $F(f)$ is defined by the Kirchhoff diffraction integral:

$$F(f|\vec{\theta}_s) = \frac{\tau_D f}{i} \int d^2\theta e^{2\pi i f t_d(\vec{\theta}, \vec{\theta}_s)}, \quad (1)$$

which integrates the time delay t_d accumulated by the lensed signal over all paths from source to observer. Here $\vec{\theta}_s$ is the source position, $\vec{\theta}$ the angular position on the lens plane, and $\tau_D = \frac{D_L D_S}{c D_{LS}}$ is a reference time related to the angular diameter distances to the lens, the source, and between the lens and the observer, respectively. The frequency dependence of $F(f)$ produces the characteristic waveform distortions in $h_L(t)$.

The nature of these distortions depends on the lens profile and the source–lens configuration. Recent studies have developed efficient numerical methods to solve the diffraction integral for different lens classes [49–51]. Observationally, the strongest distortions arise when repeated chirps from a strongly lensed GW source interfere, while in the deep wave-optics regime diffraction effects are mild, with $\lim_{f \rightarrow 0} F(f) = 1$. This interference regime can be modeled accurately using the stationary phase approximation (SPA) [52], yielding

$$F(f > 0) = 1 + \sqrt{\mu_{\text{rel}}} e^{i(2\pi f \Delta t - \pi/2)}, \quad (2)$$

where Δt and μ_{rel} are the time delay and relative magnification between two repeated signals, respectively. We assume the second chirp has a lower magnification and opposite parity, i.e. $\Delta t > 0$, $\mu_{\text{rel}} < 1$, and a $\pi/2$ phase difference [53]. The overall magnification is omitted, as it is degenerate with luminosity distance. This parametrization encompasses point and fold singularities, as well as many near-cusp configurations [26, 52, 54].

Folds and cusps are the most common caustics in generic lenses [55], while point singularities correspond to axisymmetric lenses such as point-mass lenses or singular isothermal spheres. Moreover, this simple parametrization has been shown to efficiently recover simulated signals lensed by point-mass lenses [48]. Negative-parity single images, which may cause small additional distortions [56, 57], are excluded here and left for future work.

Under these assumptions, we define a *lensed event* as one where the analysis yields $\mu_{\text{rel}} > 0$ and $\Delta t > 0$. More complex cases beyond Eq. (2), such as overlapping images of the same type with a phase different from $\pi/2$ or $\mu_{\text{rel}} > 1$ due to substructure [13, 14], will be explored in follow-up work.

Accelerating lensed parameter estimation.—To accelerate GW parameter estimation, we employ simulation-based inference, in which a neural network is trained on simulated lensed signals embedded in detector noise to approximate the posterior distribution over the underlying physical parameters. Details of DINGO-lensing can be found in the companion paper [48] with code at [58]. The network architecture follows Ref. [42] with identical hyperparameters. It combines an embedding network that compresses the input strain into 128 latent features and a normalizing flow that generates the posterior. Overall, the model contains on the order of 10^8 trainable parameters. The noise is modeled as Gaussian during the training.

We train the lensed networks with $\Delta t \in (0, 0.1)$ sec, and $\mu_{\text{rel}} \in (0, 1)$. The nonlensed parameters follow standard choices for the extrinsic parameters and spins (with magnitudes up to 0.99) [48]. Lensed waveforms in DINGO-lensing and bilby are implemented through *modwaveforms* [59]. We validate the networks as described in [48], testing the recovery of the injected values, comparing the inferences for representative examples with bilby [43], and checking the sampling efficiencies when performing importance sampling [47]. DINGO-lensing drastically reduces the computing time compared to conventional methods, sampling with neural posterior estimations in seconds and computing evidences with importance sampling in minutes. In comparison, point-mass lens analyses of real events with *Gravelamps* [49], a code used by LVK, take on average ~ 50 CPU days.

GW231123: reanalyzing a puzzling lensed candidate.—Searches for lensing distortions have been conducted since the first GW observing run [31, 60–64]. However, it has not been until the discovery of GW231123, the most massive binary observed so far, that a strong support was found [30]. This support for lensing was found for a point-mass lens model [31], as well as a point-mass embedded in external shear [32], and holds across different waveform approximants. Although Ref. [31] compared the evidence of GW231123 to 254 simulations of nonlensed events following the GWTC-4.0

astrophysical population models [65] and found it to be an outlier, the specific properties of this event demand a detailed investigation of GW231123-like signals.

Using **DINGO-lensing**, we train neural networks to learn (non)lensed signals using a numerical relativity surrogate waveform model, **NRSur7dq4** [66], with a frequency range of [20, 512] Hz, and an analysis duration of 8 sec [67]. **NRSur7dq4** is the waveform model with the lowest mismatch compared to some GW231123-like numerical relativity simulations [30]. We train the networks for chirp masses in the range of [30, 180] M_\odot , mass ratios in [1/6, 1] and luminosity distances in [0.5, 10] Gpc. The prior distribution of the remaining source parameters follow Table 1 in [48], with extended constraints in the component masses. We use the average noise power spectral density of the LIGO detectors around the time of the event [68], and stop the training at epoch 300 when the loss function plateaus.

Analyzing the publicly available LIGO Livingston and Hanford data around a reference GPS time $t_{\text{ref}} = 1384782888.6\text{s}$ [69], our results are presented in Fig. 1 for a subset of the 17D parameter space including the chirp mass, spin magnitudes, and the two lensing parameters. For reference, we compare the **DINGO-lensing** posterior distributions with those obtained with **bilby** [43]. The **bilby** analysis took ~ 14 CPU days, compared to

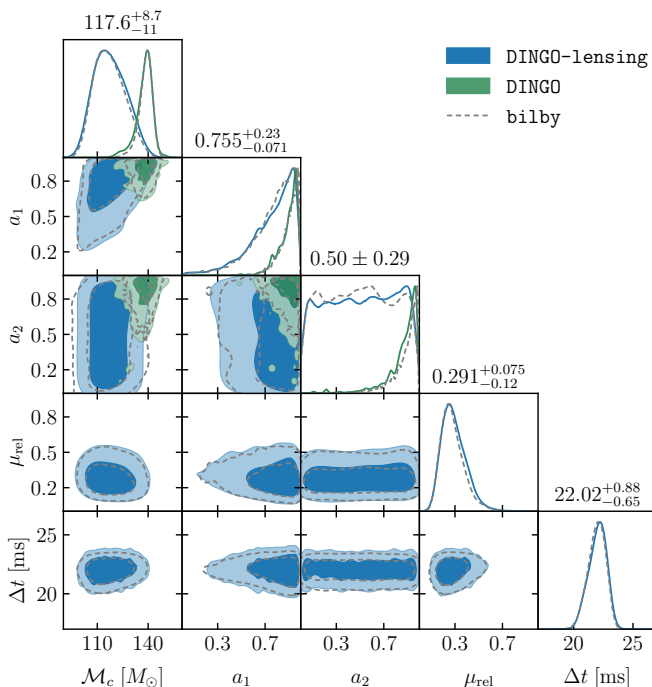


FIG. 1. Source characterization of GW231123 assuming it is lensed (with **DINGO-lensing**, in blue) and not lensed (with **DINGO**, in green), respectively. The posterior distributions using **DINGO-lensing** and **DINGO** are compatible with those obtained using **bilby**. The credible levels quoted here are from the **DINGO-lensing** analysis.

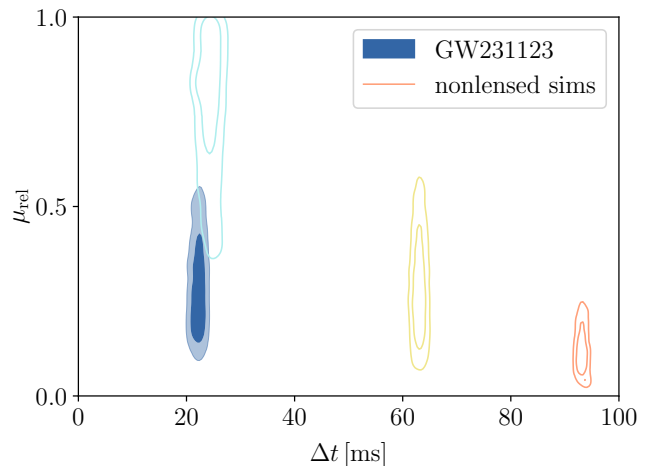


FIG. 2. Inference for the lensing parameters. We compare GW231123 results (filled contours) with nonlensed simulations for similarly heavy binaries (unfilled contours).

~ 32 CPU minutes with **DINGO-lensing** (all single-core execution times and scale inversely with the number of cores used). Apart from the visual agreement, we compare the log Bayes factors $\log_{10} \mathcal{B}_{\text{lens}}$ from the two codes, with a difference of only 0.14. When using importance sampling, the sampling efficiency is about 0.58%. At face value, the Bayes factor comparing the lensed and nonlensed hypotheses gives strong support for lensing, $\log_{10} \mathcal{B}_{\text{lens}} = 4.0$, and is larger than the ones obtained with the point-mass lens model with a surrogate waveform [31, 32].

To evaluate the significance of the preference for lensing, we simulate GW231123-like events with component masses uniformly drawn between chirp masses of $90M_\odot$ and $160M_\odot$, mass ratios of 0.2 and 1, and luminosity distances uniformly in comoving volume between 0.6 and 8 Gpc within the detector network's range [70]. Spins are sampled over all possible directions and magnitudes up to 0.99. We require the Hanford-Livingston network signal-to-noise ratio to be larger than 8. Notably, we find that many instances of nonlensed events display posterior distributions in the lensing parameters that deviate from 0 as shown in Fig. 2 for a selection of them. The distance of the lensing posteriors away from 0 can be used as a preliminary indicator of lensing, obtained only with neural posterior estimation in a few seconds [48].

We observe that in many other instances, the recovered Δt is multimodal, and the peaks correlate with the period of the waveform. This is due to the self-similarity of short waveforms such as GW231123, for which only a few cycles are observable. We illustrate this using GW231123 in Fig. 3, where we show the whitened best-fit lensed, unlensed (i.e., *undoing* the lensing amplification from the lensed waveform), and nonlensed (i.e., assuming that there is no lensing) waveforms, respectively [71].

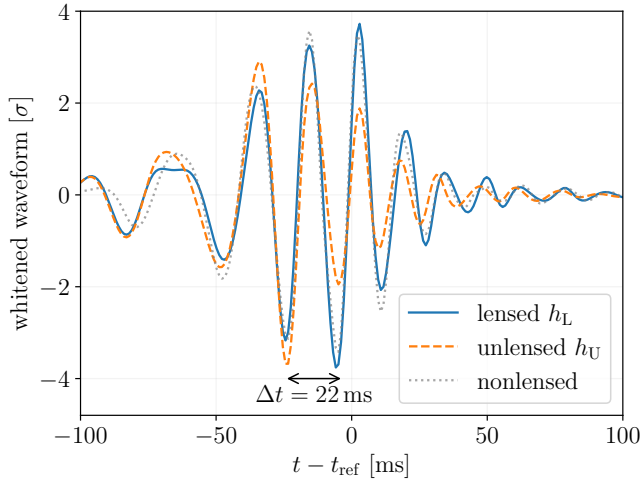


FIG. 3. Whitened best-fit lensed (solid), unlensed (dash), and nonlensed (dotted) waveforms for GW231123. The inferred time delay between the two chirps Δt matches with their instantaneous period near the reference time.

Our inferred time delay between the two chirps $\Delta t \approx 22$ ms matches with the instantaneous period of the waveforms near the merger at around the reference time t_{ref} .

Furthermore, we compare GW231123 Bayes factor with a set of 70,000 GW231123-like nonlensed events. Its complementary cumulative distribution function is plotted in Fig. 4. 8% of nonlensed events favor lensing, $\log_{10} \mathcal{B}_{\text{lens}} > 0$, with a tail that extends to large Bayes factors. We find that GW231123 has a 4σ false alarm probability. This is to be contrasted with a set of 1,000 GW231123-like lensed simulations. There, 58% of events have larger Bayes factor than GW231123. Despite the clear difficulties to achieve high detection statistics in events like GW231123, we project that $\sim 40\%$ of our lensed simulations would favor lensing with a significance larger than 5σ .

Towards the discovery of lensed gravitational waves.—The study of GW231123 serves as a testing ground to prepare the detection strategies of lensed GWs. We envision a two step process. As a first step, we propose an identification of lensed candidates with networks trained on average detector configurations and source properties. The goal is to have a flexible machine-learning model that could identify rapidly and efficiently lensing candidates for follow-up. Candidate’s identification can be done with **DINGO-lensing** either by checking if the lensing posteriors are away from zero, cf. Fig. 2, or by computing the Bayes factor, which then needs to be compared against simulations, cf. Fig. 4.

As a second step, we propose to train a focused network on the most significant candidates, as we have done for GW231123. This is a crucial step in order to capture the non-stationarity of detector noise and the par-

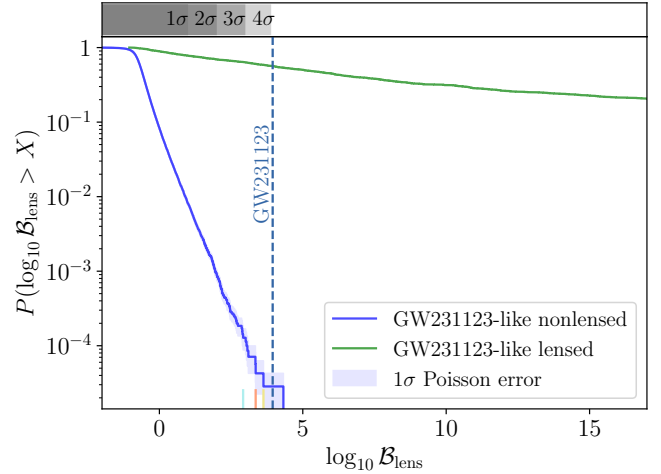


FIG. 4. Complementary cumulative distribution function of lensing Bayes factors ($\mathcal{B}_{\text{lens}}$) for simulated GW231123-like events. The $\log_{10} \mathcal{B}_{\text{lens}}$ of GW231123, 4.0, is indicated by the vertical dashed line. The shaded region corresponds to the Poisson error $1/\sqrt{N}$. Small vertical lines indicate the Bayes factors of the examples displayed in Fig. 2.

ticularities of any given event, for example, waveform systematics, the composition of the detector network, and any data quality issue. Multiple networks could be trained to cover different choices. The focused networks serve to compute dedicated backgrounds to assess the statistical significance of a particular lensed candidate. **DINGO-lensing** training and inference times are orders of magnitude more efficient computationally than simulating a background with traditional parameter estimation methods.

Importantly, the significance of lensing waveform distortions can increase in different scenarios. In particular, for strong lensing, if repeated copies of the same signal are identified, and some of them display additional waveform modifications, those will be less likely to be mimicked by other effects. This scenario is expected when there are populations of microlenses [72, 73] or compact dark matter subhalos near critical curves [14].

Conclusion.—The discovery of lensed GWs will be groundbreaking, and as such, it requires extraordinary evidence. Due to the long wavelengths of GWs, the effect of lensing can be imprinted in characteristic waveform distortions. Those distortions with respect to the fiducial waveform models can be singled out using Bayesian model comparison. However, current lensed parameter estimation methods are computationally too costly to assess the false alarm probability of interesting candidates to the required statistical significance.

Taking advantage of recent advances in GW parameter estimation using deep learning with **DINGO** [40–42], we develop **DINGO-lensing** to accelerate inferences for lensing by orders of magnitude. We exploit **DINGO-lensing**

to thoroughly reanalyze GW231123, the highest ranked lensed candidate to date. However, we find that the false alarm probability of the apparent support for lensing is around 4σ , and could be explained by the self-similarity of the signal. Other potential sources of false evidence of lensing include waveform systematics and non-stationary noise features [31]. That said, these would only increase the false alarm probability for the support. Our method thus gives us the upper bound on the statistical significance in this scenario.

We demonstrate that **DINGO-lensing** is able to efficiently assess the statistical significance of lensed candidates by analyzing large sets of (non)lensed events, a necessary step for the discovery of lensed GWs. Our work also opens the door to rapid identification of lensed candidates for electromagnetic follow-up. This is particularly relevant for the science of multi-messenger lensing with binary neutron stars [74].

Although we have focused our analyses on searching for lensed signals, the methods and strategies presented here are equally applicable to the identification of waveform modifications from other scenarios, e.g. modified gravity or environmental effects. Our results demonstrate that deep-learning accelerated analysis will play a key role in the discovery of new phenomena in GW astronomy.

Acknowledgments.—We are grateful to Gregorio Carullo, Srashti Goyal, Stephen Green, Nihar Gupte, David Keitel and Miguel Zumalacárregui for useful comments and discussions along this project. We thank Justin Janquart for the internal LVK review. We also thank Mick Wright for providing the computing cost of Gravelamp. This work was supported by Research Grants No. VIL37766 and No. VIL53101 from Villum Fonden and the DNRF Chair Program Grant No. DNRF162 by the Danish National Research Foundation. This work has received funding from the European Union’s Horizon 2020 research and innovation programme under the Marie Skłodowska-Curie Grant Agreement No. 101131233. J. M. E is also supported by the Marie Skłodowska-Curie Grant Agreement No. 847523 INTERACTIONS. The Center of Gravity is a Center of Excellence funded by the Danish National Research Foundation under grant no. DNRF184. The Tycho supercomputer hosted at the SCIENCE HPC center at the University of Copenhagen was used for supporting this work. The authors also acknowledge the extensive use of the Jolene workstation for this work.

This research has made use of data or software obtained from the Gravitational Wave Open Science Center (gwosc.org), a service of the LIGO Scientific Collaboration, the Virgo Collaboration, and KAGRA. This material is based upon work supported by NSF’s LIGO Laboratory which is a major facility fully funded by the National Science Foundation, as well as the Science and Technology Facilities Council (STFC) of the

United Kingdom, the Max-Planck-Society (MPS), and the State of Niedersachsen/Germany for support of the construction of Advanced LIGO and construction and operation of the GEO600 detector. Additional support for Advanced LIGO was provided by the Australian Research Council. Virgo is funded, through the European Gravitational Observatory (EGO), by the French Centre National de Recherche Scientifique (CNRS), the Italian Istituto Nazionale di Fisica Nucleare (INFN) and the Dutch Nikhef, with contributions by institutions from Belgium, Germany, Greece, Hungary, Ireland, Japan, Monaco, Poland, Portugal, Spain. KAGRA is supported by Ministry of Education, Culture, Sports, Science and Technology (MEXT), Japan Society for the Promotion of Science (JSPS) in Japan; National Research Foundation (NRF) and Ministry of Science and ICT (MSIT) in Korea; Academia Sinica (AS) and National Science and Technology Council (NSTC) in Taiwan.

Data availability.—**DINGO-lensing** is available on GitHub [58]. The neural networks used in this work will be made public upon publication.

-
- [1] K. K. Ng, K. W. Wong, T. Broadhurst, and T. G. Li, *Phys. Rev. D* **97**, 023012 (2018), [arXiv:1703.06319 \[astro-ph.CO\]](#).
 - [2] M. Oguri, *Mon. Not. Roy. Astron. Soc.* **480**, 3842 (2018), [arXiv:1807.02584 \[astro-ph.CO\]](#).
 - [3] F. Xu, J. M. Ezquiaga, and D. E. Holz, *Astrophys. J.* **929**, 9 (2022), [arXiv:2105.14390 \[astro-ph.CO\]](#).
 - [4] A. R. A. C. Wierda, E. Wempe, O. A. Hannuksela, *et al.*, *Astrophys. J.* **921**, 154 (2021), [arXiv:2106.06303 \[astro-ph.HE\]](#).
 - [5] G. P. Smith, A. Robertson, G. Mahler, *et al.*, *Mon. Not. Roy. Astron. Soc.* **520**, 702 (2023), [arXiv:2204.12977 \[astro-ph.HE\]](#).
 - [6] S. Goyal, K. Haris, A. K. Mehta, and P. Ajith, *Phys. Rev. D* **103**, 024038 (2021), [arXiv:2008.07060 \[gr-qc\]](#).
 - [7] J. M. Ezquiaga and M. Zumalacárregui, *Phys. Rev. D* **102**, 124048 (2020), [arXiv:2009.12187 \[gr-qc\]](#).
 - [8] S. Goyal, A. Vijaykumar, J. M. Ezquiaga, and M. Zumalacárregui, *Phys. Rev. D* **108**, 024052 (2023), [arXiv:2301.04826 \[gr-qc\]](#).
 - [9] A. Finke, S. Foffa, F. Iacovelli, *et al.*, *Phys. Rev. D* **104**, 084057 (2021), [arXiv:2107.05046 \[gr-qc\]](#).
 - [10] A. K.-W. Chung and T. G. F. Li, *Phys. Rev. D* **104**, 124060 (2021), [arXiv:2106.09630 \[gr-qc\]](#).
 - [11] G. Tambalo, M. Zumalacárregui, L. Dai, and M. H.-Y. Cheung, *Phys. Rev. D* **108**, 103529 (2023), [arXiv:2212.11960 \[astro-ph.CO\]](#).
 - [12] M. Fairbairn, J. Urrutia, and V. Vaskonen, *JCAP* **07**, 007, [arXiv:2210.13436 \[astro-ph.CO\]](#).
 - [13] L. Vujeva, J. M. Ezquiaga, R. K. L. Lo, and J. C. L. Chan, *Phys. Rev. D* **112**, 063044 (2025), [arXiv:2501.02096 \[astro-ph.CO\]](#).
 - [14] L. Vujeva, J. M. Ezquiaga, D. Gilman, *et al.*, (2025), [arXiv:2510.14953 \[astro-ph.CO\]](#).
 - [15] P. Madau and M. J. Rees, *Astrophys. J. Lett.* **551**, L27

- (2001), [arXiv:astro-ph/0101223](#).
- [16] M. Sasaki, T. Suyama, T. Tanaka, and S. Yokoyama, *Class. Quant. Grav.* **35**, 063001 (2018), [arXiv:1801.05235 \[astro-ph.CO\]](#).
- [17] J. Gais, K. K. Y. Ng, E. Seo, *et al.*, *Astrophys. J. Lett.* **932**, L4 (2022), [arXiv:2201.01817 \[gr-qc\]](#).
- [18] S. Basak, A. Ganguly, K. Haris, *et al.*, *Astrophys. J.* **926**, L28 (2022), [arXiv:2109.06456 \[gr-qc\]](#).
- [19] J. Urrutia and V. Vaskonen, *Mon. Not. Roy. Astron. Soc.* **509**, 1358 (2021), [arXiv:2109.03213 \[astro-ph.CO\]](#).
- [20] A. Barsode, S. J. Kapadia, and P. Ajith, *Astrophys. J.* **975**, 48 (2024), [arXiv:2405.15878 \[gr-qc\]](#).
- [21] J. Aasi *et al.* (LIGO Scientific), *Class. Quant. Grav.* **32**, 074001 (2015), [arXiv:1411.4547 \[gr-qc\]](#).
- [22] F. Acernese *et al.* (VIRGO), *Class. Quant. Grav.* **32**, 024001 (2015), [arXiv:1408.3978 \[gr-qc\]](#).
- [23] T. Akutsu *et al.* (KAGRA), *PTEP* **2021**, 05A101 (2021), [arXiv:2005.05574 \[physics.ins-det\]](#).
- [24] R. Takahashi and T. Nakamura, *Astrophys. J.* **595**, 1039 (2003), [arXiv:astro-ph/0305055](#).
- [25] J. C. L. Chan, E. Seo, A. K. Y. Li, *et al.*, *Phys. Rev. D* **111**, 084019 (2025), [arXiv:2411.13058 \[gr-qc\]](#).
- [26] R. K. L. Lo, L. Vujeva, J. M. Ezquiaga, and J. C. L. Chan, *Phys. Rev. Lett.* **134**, 151401 (2025), [arXiv:2407.17547 \[gr-qc\]](#).
- [27] D. Keitel, *Phil. Trans. Roy. Soc. Lond. A* **383**, 20240128 (2025), [arXiv:2407.12974 \[gr-qc\]](#).
- [28] Private communication with M. Wright, developer of **Gravelamps** [49].
- [29] A. G. Abac *et al.* (LIGO Scientific, VIRGO, KAGRA), (2025), [arXiv:2508.18080 \[gr-qc\]](#).
- [30] A. G. Abac *et al.* (LIGO Scientific, VIRGO, KAGRA), (2025), [arXiv:2507.08219 \[astro-ph.HE\]](#).
- [31] A. G. Abac *et al.* (LIGO Scientific, VIRGO, KAGRA), (2025).
- [32] S. Goyal, H. Villarrubia-Rojo, and M. Zumalacárregui, (2025).
- [33] Q. H. et al., (2025).
- [34] R. Abbott *et al.* (LIGO Scientific, Virgo), *Phys. Rev. Lett.* **125**, 101102 (2020), [arXiv:2009.01075 \[gr-qc\]](#).
- [35] R. Abbott *et al.* (LIGO Scientific, Virgo), *Astrophys. J. Lett.* **900**, L13 (2020), [arXiv:2009.01190 \[astro-ph.HE\]](#).
- [36] I. M. Romero-Shaw, P. D. Lasky, E. Thrane, and J. C. Bustillo, *Astrophys. J. Lett.* **903**, L5 (2020), [arXiv:2009.04771 \[astro-ph.HE\]](#).
- [37] R. Gamba, M. Breschi, G. Carullo, *et al.*, *Nature Astron.* **7**, 11 (2023), [arXiv:2106.05575 \[gr-qc\]](#).
- [38] J. Calderón Bustillo, N. Sanchis-Gual, A. Torres-Forné, *et al.*, *Phys. Rev. Lett.* **126**, 081101 (2021), [arXiv:2009.05376 \[gr-qc\]](#).
- [39] V. De Luca, V. Desjacques, G. Franciolini, *et al.*, *Phys. Rev. Lett.* **126**, 051101 (2021), [arXiv:2009.01728 \[astro-ph.CO\]](#).
- [40] S. R. Green and J. Gair, *Mach. Learn. Sci. Tech.* **2**, 03LT01 (2021), [arXiv:2008.03312 \[astro-ph.IM\]](#).
- [41] S. R. Green, C. Simpson, and J. Gair, *Phys. Rev. D* **102**, 104057 (2020), [arXiv:2002.07656 \[astro-ph.IM\]](#).
- [42] M. Dax, S. R. Green, J. Gair, *et al.*, *Phys. Rev. Lett.* **127**, 241103 (2021), [arXiv:2106.12594 \[gr-qc\]](#).
- [43] G. Ashton *et al.*, *Astrophys. J. Suppl. Ser.* **241**, 27 (2019), [arXiv:1811.02042 \[astro-ph.IM\]](#).
- [44] N. Gupte *et al.*, *Phys. Rev. D* **112**, 104045 (2025), [arXiv:2404.14286 \[gr-qc\]](#).
- [45] M. Dax, S. R. Green, J. Gair, *et al.*, (2021), [arXiv:2111.13139 \[cs.LG\]](#).
- [46] J. Wildberger, M. Dax, S. R. Green, *et al.*, *Phys. Rev. D* **107**, 084046 (2023), [arXiv:2211.08801 \[gr-qc\]](#).
- [47] M. Dax, S. R. Green, J. Gair, *et al.*, *Phys. Rev. Lett.* **130**, 171403 (2023), [arXiv:2210.05686 \[gr-qc\]](#).
- [48] J. C. L. Chan, L. Magaña Zertuche, J. M. Ezquiaga, *et al.*, (2025), [arXiv:2511.07186 \[gr-qc\]](#).
- [49] M. Wright and M. Hendry, *The Astrophysical Journal* **935**, 68 (2022), [arXiv:2112.07012 \[astro-ph.HE\]](#).
- [50] M. H.-Y. Cheung, K. K. Y. Ng, M. Zumalacárregui, and E. Berti, *Phys. Rev. D* **109**, 124020 (2024), [arXiv:2403.13876 \[gr-qc\]](#).
- [51] H. Villarrubia-Rojo, S. Savastano, M. Zumalacárregui, *et al.*, *Phys. Rev. D* **111**, 103539 (2025), [arXiv:2409.04606 \[gr-qc\]](#).
- [52] J. M. Ezquiaga, R. K. L. Lo, and L. Vujeva, *Phys. Rev. D* **112**, 043544 (2025), [arXiv:2503.22648 \[gr-qc\]](#).
- [53] Our parametrization differs from the phenomenological model in Ref. [75], where the number of repeated chirps and their phase differences are treated as free parameters.
- [54] A. M. Serra and O. Bulashenko, *Phys. Rev. D* **112**, 024041 (2025), [arXiv:2504.10128 \[gr-qc\]](#).
- [55] R. Blandford and R. Narayan, *Astrophys. J.* **310**, 568 (1986).
- [56] L. Dai and T. Venumadhav, *arXiv e-prints*, [arXiv:1702.04724](#) (2017), [arXiv:1702.04724 \[gr-qc\]](#).
- [57] J. M. Ezquiaga, D. E. Holz, W. Hu, *et al.*, *Phys. Rev. D* **103**, 6 (2021), [arXiv:2008.12814 \[gr-qc\]](#).
- [58] <https://github.com/dingo-lensing/dingo-lensing>.
- [59] <https://github.com/ezquiaga/modwaveforms>.
- [60] O. A. Hannuksela, K. Haris, K. K. Y. Ng, *et al.*, *Astrophys. J. Lett.* **874**, L2 (2019), [arXiv:1901.02674 \[gr-qc\]](#).
- [61] R. Abbott *et al.* (LIGO Scientific, VIRGO), *Astrophys. J.* **923**, 14 (2021), [arXiv:2105.06384 \[gr-qc\]](#).
- [62] R. Abbott *et al.* (LIGO Scientific, VIRGO, KAGRA), *arXiv e-prints*, [arXiv:2304.08393](#) (2023), [arXiv:2304.08393 \[gr-qc\]](#).
- [63] J. Janquart *et al.*, *Mon. Not. Roy. Astron. Soc.* **526**, 3832 (2023), [arXiv:2306.03827 \[gr-qc\]](#).
- [64] J. Janquart *et al.* **10.1093/mnras/staf049** (2024), [arXiv:2409.07298 \[gr-qc\]](#).
- [65] A. G. Abac *et al.* (LIGO Scientific, VIRGO, KAGRA), (2025), [arXiv:2508.18083 \[astro-ph.HE\]](#).
- [66] V. Varma, S. E. Field, M. A. Scheel, *et al.*, *Phys. Rev. Research* **1**, 033015 (2019), [arXiv:1905.09300 \[gr-qc\]](#).
- [67] We set the waveform starting frequency at 0 Hz. This means that the model will generate waveforms as far back in time from the merger as allowed.
- [68] LIGO Scientific, Virgo, and KAGRA Collaboration, **GW231123: a Binary Black Hole Merger with Total Mass $190\text{--}265 M_{\odot}$ — Data Release** (2025).
- [69] [Gravitational Wave Open Science Center](#).
- [70] B. P. Abbott *et al.* (KAGRA, LIGO Scientific, Virgo, VIRGO), *Living Rev. Rel.* **21**, 3 (2018), [arXiv:1304.0670 \[gr-qc\]](#).
- [71] The whitening uses the estimated noise power spectral density for GW231123 from the LIGO Hanford detector [30].
- [72] J. Diego, O. Hannuksela, P. Kelly, *et al.*, *Astron. Astrophys.* **627**, A130 (2019), [arXiv:1903.04513 \[astro-ph.CO\]](#).
- [73] A. Mishra, A. K. Meena, A. More, and S. Bose, *Mon. Not. Roy. Astron. Soc.* **531**, 764 (2024), [arXiv:2306.11479 \[astro-ph.CO\]](#).
- [74] G. P. Smith *et al.*, *Phil. Trans. Roy. Soc. Lond. A* **383**,

- [20240134](#) (2025), [arXiv:2503.19973](#) [astro-ph.HE].
- [75] A. Liu, I. C. F. Wong, S. H. W. Leong, *et al.*, [Mon. Not. Roy. Astron. Soc.](#) **525**, 4149 (2023), [arXiv:2302.09870](#) [gr-qc].