

Embedding trees using minimum and maximum degree conditions

Alexey Pokrovskiy*

Leo Versteegen†

Ella Williams*

December 19, 2025

Abstract

A variant of the Erdős–Sós conjecture, posed by Havet, Reed, Stein and Wood, states that every graph with minimum degree at least $\lfloor 2k/3 \rfloor$ and maximum degree at least k contains a copy of every tree with k edges. Both degree bounds are best possible.

We confirm this conjecture for large trees with bounded maximum degree, by proving that for all $\Delta \in \mathbb{N}$ and sufficiently large $k \in \mathbb{N}$, every graph G with $\delta(G) \geq \lfloor 2k/3 \rfloor$ and $\Delta(G) \geq k$ contains a copy of every tree T with k edges and $\Delta(T) \leq \Delta$.

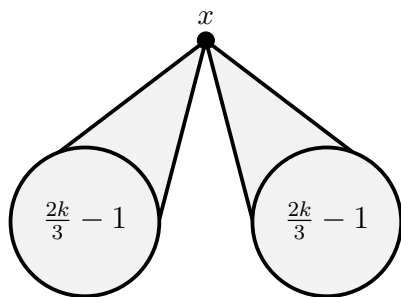
We also prove similar results where alternative degree conditions are considered. For the same class of trees, this verifies exactly a related conjecture of Besomi, Pavez-Signé and Stein, and provides asymptotic confirmations of two others.

1 Introduction

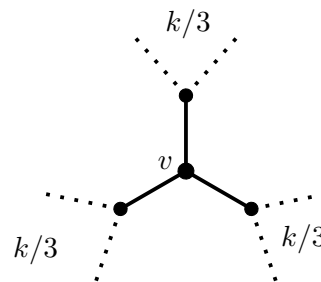
Which degree conditions can be imposed on a host graph in order to guarantee that it contains a copy of every tree of a fixed size? A standard observation is that a graph of minimum degree at least k contains a copy of every k -edge tree, as can be seen by greedily embedding the vertices of the tree one-by-one, using a degeneracy ordering. This bound cannot be lowered in general since there must exist a vertex of degree k in order to embed the k -edge star, or alternatively, to avoid the components of the graph having fewer than $k + 1$ vertices, in which case no k -edge tree can be embedded. Motivated by this observation, one can instead ask what happens when we consider alternative degree conditions within the host graph. A notable conjecture of Erdős and Sós from the 1960s (see [7]) is a central point for much research in the area. It states that every graph with average degree strictly larger than $k - 1$ contains every k -edge tree. In the 1980s, Ajtai, Komlós, Simonovits and Szemerédi announced a proof of this conjecture for large k . Although a publication of their result has not yet appeared, some of the main ideas have been communicated [1], and in the meantime several partial results have been obtained, the most general of which being an approximate proof for dense graphs and large trees with sublinear maximum degree due to Besomi, Pavez-Signé and Stein [4] and independently Rohzoň [22], and for large trees with maximum degree bounded by a constant due to the first author [18]. A more detailed survey of progress towards this conjecture where specific cases have been considered can be found in [18].

*Department of Mathematics, University College London, UK. Emails: {a.pokrovskiy, ella.williams.23}@ucl.ac.uk. Research of EW supported by the Martingale Foundation.

†Mathematics Institute, University of Warwick, UK. Email: lversteegen.math@gmail.com. Research carried out while at Department of Mathematics, The London School of Economics, UK.



G is the union of two cliques
and a universal vertex



Three components of $T - v$
each have $k/3$ vertices

Figure 1: Extremal example for Conjecture 1.1

As a natural adaptation of the Erdős–Sós conjecture, Havet, Reed, Stein and Wood [10] considered a combination of minimum and maximum degree requirements for the host graph, and conjectured the following.

Conjecture 1.1 (Havet, Reed, Stein and Wood [10]). *Every graph with minimum degree at least $\lfloor 2k/3 \rfloor$ and maximum degree at least k contains a copy of every k -edge tree.*

Both the minimum and maximum degree conditions in the conjecture are best possible, where the latter is necessary to again ensure there is a component in G with at least $k + 1$ vertices. To see that the minimum degree condition cannot be lowered, consider the following construction, assuming first that k is divisible by 3. Suppose G is obtained by taking the union of two vertex-disjoint cliques, each with $2k/3 - 1$ vertices, and adding a universal vertex x . Observe that $\Delta(G) = 4k/3 - 2$ and $\delta(G) = 2k/3 - 1$. Let T be a tree on k edges containing a vertex v with $d_T(v) = 3$ such that each of the three components of $T - v$ each have exactly $k/3$ vertices. See Figure 1. No matter which vertex of T we embed at x , all vertices in two of the components of $T - v$ must be embedded into the same clique in G , but neither clique is big enough. It is easy to generalise this example to demonstrate the sharpness of Conjecture 1.1 when k is not divisible by 3.

Reed and Stein [20, 21] proved an exact version of Conjecture 1.1 for large spanning trees, that is, when the host graph has exactly $k + 1$ vertices. Havet, Reed, Stein and Wood [10] proved that there exists a function $f : \mathbb{N} \rightarrow \mathbb{N}$ such that $\delta(G) \geq \lfloor 2k/3 \rfloor$ and $\Delta(G) \geq f(k)$ is sufficient for G to contain a copy of every k -edge tree. The bound on the maximum degree of G was later improved for dense graphs by Besomi, Pavez-Signé and Stein [2], who proved an approximate version of the conjecture for large trees with maximum degree bounded by a root of k .

Theorem 1.2 (Besomi, Pavez-Signé and Stein [2]). *For all $\varepsilon > 0$ there exists k_0 such that for all n and $k > k_0$ with $k \geq \varepsilon n$ the following holds. Every graph on n vertices with minimum degree at least $(2/3 + \varepsilon)k$ and maximum degree at least $(1 + \varepsilon)k$ contains a copy of every k -edge tree T with $\Delta(T) \leq k^{1/49}$.*

It is natural to consider more combinations of minimum and maximum degree conditions. The same three authors posed the following conjecture.

Conjecture 1.3 (Besomi, Pavez-Signé and Stein [3]). *Let $k \in \mathbb{N}$ and let $\alpha \in (0, 1/3)$. Every graph with minimum degree at least $(1 + \alpha)k/2$ and maximum degree at least $2(1 - \alpha)k$ contains a copy of every k -edge tree.*

For every odd integer $\ell \geq 5$, Besomi, Pavez-Signé and Stein [3] showed that the bounds are asymptotically best possible when $\alpha = 1/\ell$ (see also Section 9). In favour of Conjecture 1.3, an approximate version has been proven, again in the dense setting and for trees with maximum degree bounded by a root of k .

Theorem 1.4 (Besomi, Pavez-Signé and Stein [3]). *For all $\varepsilon > 0$ there exists k_0 such that for all n and $k > k_0$ with $k \geq \varepsilon n$ and for each $\alpha \in (0, 1/3)$ the following holds. Every graph on n vertices with minimum degree at least $(1 + \varepsilon)(1 + \alpha)k/2$ and maximum degree at least $2(1 + \varepsilon)(1 - \alpha)k$ contains a copy of every k -edge tree T with $\Delta(T) \leq k^{1/67}$.*

Conjecture 1.3 was originally also posed for the case where $\alpha = 0$, that is, when the host graph has minimum degree at least $k/2$ and maximum degree at least $2k$. However, a counterexample to this was given by Hyde and Reed [11], who found a k -edge tree with maximum degree $(k - 3)/2$ that cannot be embedded into a host graph with the given degree conditions. The host graph is constructed using a random graph. Conversely, in the same paper they also proved that minimum degree $k/2$ is sufficient for embedding all k -edge trees provided that the host graph has maximum degree at least $g(k)$ where g is some large function of k . It was commented there that taking Conjecture 1.3 with $\alpha = 0$ may be true if the inequalities are made strict in the statement. Furthermore, since the tree in the counterexample has high maximum degree, one could ask what happens if we restrict the setting only to bounded degree trees. In this direction, Besomi, Pavez-Signé and Stein suggested a stronger statement could hold for trees with maximum degree bounded by a constant.

Conjecture 1.5 (Besomi, Pavez-Signé and Stein [2]). *Let $k, \Delta \in \mathbb{N}$. Every graph with minimum degree at least $k/2$ and maximum degree at least $2(1 - 1/\Delta)k$ contains a copy of every k -edge tree T with $\Delta(T) \leq \Delta$.*

In [2], an example is provided showing that the bounds in Conjecture 1.5 are close to best possible. In the same paper, as evidence towards the conjecture holding, an approximate version was given again in the dense setting.

Theorem 1.6 (Besomi, Pavez-Signé and Stein [2]). *For all $\varepsilon > 0$ and $\Delta \geq 2$ there exists k_0 such that for all n and $k > k_0$ with $k \geq \varepsilon n$ the following holds. Every graph on n vertices with minimum degree at least $(1 + \varepsilon)k/2$ and maximum degree at least $2(1 - 1/\Delta + \varepsilon)k$ contains a copy of every k -edge tree T with $\Delta(T) \leq \Delta$.*

One final conjecture that we consider, also due to Besomi, Pavez-Signé and Stein, now replaces the maximum degree condition with a requirement for the existence of a vertex with many first and second neighbours. For a graph G and a vertex $x \in V(G)$, the *second neighbourhood* of x in G , denoted by $N_G^2(x)$, is the set of vertices $y \in V(G) \setminus \{x\}$ sharing a common neighbour with x .

Conjecture 1.7 (Besomi, Pavez-Signé and Stein [2]). *Let $k \in \mathbb{N}$. If G is a graph with $\delta(G) \geq k/2$ containing a vertex $x \in V(G)$ such that $\min\{|N_G(x)|, |N_G^2(x)|\} \geq 4k/3$, then G contains a copy of every k -edge tree.*

An approximate version in the dense setting has been proven by the same authors, for trees with maximum degree bounded by a root of k .

Theorem 1.8 (Besomi, Pavez-Signé and Stein [2]). *For all $\varepsilon \in (0, 1)$ there exists k_0 such that for all n and $k > k_0$ with $k \geq \varepsilon n$ the following holds. If G is a graph on n vertices with $\delta(G) \geq (1 + \varepsilon)k/2$ and containing a vertex $x \in V(G)$ such that $\min\{|N_G(x)|, |N_G^2(x)|\} \geq (1 + \varepsilon)4k/3$, then G contains a copy of every k -edge tree T with $\Delta(T) \leq k^{1/67}$.*

1.1 Our results: extensions to the sparse setting

The main contribution of this paper to prove exactly Conjecture 1.1 for large bounded degree trees.

Theorem 1.9. *For all $\Delta \in \mathbb{N}$ and sufficiently large $k \in \mathbb{N}$ the following holds. If G is a graph satisfying $\delta(G) \geq \lfloor 2k/3 \rfloor$ and $\Delta(G) \geq k$, then G contains a copy of every k -edge tree T with $\Delta(T) \leq \Delta$.*

Regarding alternative combinations of minimum and maximum degree, our methods allow us to prove exactly Conjecture 1.3 for the same class of trees.

Theorem 1.10. *For all $\Delta \in \mathbb{N}$ and sufficiently large $k \in \mathbb{N}$ the following holds for each $\alpha \in (0, 1/3)$. If G is a graph satisfying $\delta(G) \geq (1 + \alpha)k/2$ and $\Delta(G) \geq 2(1 - \alpha)k$, then G contains a copy of every k -edge tree T with $\Delta(T) \leq \Delta$.*

Finally, we asymptotically prove both Conjectures 1.5 and 1.7, again for large bounded degree trees.

Theorem 1.11. *For all $\Delta \in \mathbb{N}$, $\varepsilon > 0$ and sufficiently large $k \in \mathbb{N}$ the following holds. If G is a graph satisfying $\delta(G) \geq (1 + \varepsilon)k/2$ and $\Delta(G) \geq 2(1 - 1/\Delta + \varepsilon)k$, then G contains a copy of every k -edge tree T with $\Delta(T) \leq \Delta$.*

Theorem 1.12. *For all $\Delta \in \mathbb{N}$, $\varepsilon > 0$ and sufficiently large $k \in \mathbb{N}$ the following holds. If G is a graph satisfying $\delta(G) \geq (1 + \varepsilon)k/2$ and containing a vertex $x \in V(G)$ such that $\min\{|N_G(x)|, |N_G^2(x)|\} \geq (1 + \varepsilon)4k/3$, then G contains a copy of every k -edge tree T with $\Delta(T) \leq \Delta$.*

1.2 Organisation of the paper

In Section 2, we outline the proofs of each of our results, all of which begin with the same unified strategy, and then require additional arguments that are specific to the scenario. We also introduce notation and some basic tools that will be used in the remainder of the paper. Section 3 focuses on finding different ways to partition trees into smaller subtrees to satisfy various constraints. In Section 4, we recall Szemerédi's regularity lemma and some related results, and use these to prove an embedding lemma for trees that will be required later. At the end of this section, we introduce some helpful tools due to Besomi, Pavez-Signé and Stein about the structure of reduced graphs of tree-avoiding graphs. The general part of our strategy is detailed in Section 5, culminating with the our main ingredient, Lemma 5.8, that allows us to convert the problems into the dense setting. Theorem 1.11 will be proved at the end of this section without further difficulty, exemplifying the use of this main lemma. In Section 6, we prove Theorem 1.10, by combining our methods with machinery of Besomi, Pavez-Signé and Stein. The stability arguments needed to achieve the exact bound in Theorem 1.9 will be provided in Section 7, and we prove this theorem here. In Section 8, we prove some additional lemmas that allow us to deduce Theorem 1.12. Finally, we conclude in Section 9 with a discussion of the methods, tightness of degree combinations, and related extensions.

2 Preliminaries

We first introduce standard notation. For $n, k \in \mathbb{N}$ with $k \leq n$ we write $[n] = \{1, \dots, n\}$, $[n]_0 = [n] \cup \{0\}$ and $[n]^{(k)} = \{S \subseteq [n] : |S| = k\}$. Given integers ℓ and m with $\ell < m$, we sometimes write $j \in [\ell, m]$

to mean $j \in [\ell, m] \cap \mathbb{Z}$ where it is clear from context that j must be integer valued. If we say that a statement holds whenever $0 < a \ll b \leq 1$, then there exists a non-decreasing function $f : (0, 1] \rightarrow (0, 1]$ such that the statement holds for all $0 < a, b \leq 1$ with $a \leq f(b)$. We similarly consider a hierarchy of constants $0 < b_1 \ll b_2 \ll \dots \ll b_k < 1$, and these constants must be chosen from right to left.

Given a graph G , we denote by $|G|$ and $e(G)$ the size of its vertex set and edge set respectively. The degree and neighbourhood of a vertex $x \in V(G)$ are denoted by $d_G(x)$ and $N_G(x)$ respectively, and the neighbourhood of a vertex set $S \subseteq V(G)$ is $N_G(S) = \bigcup_{x \in S} N_G(x)$. The graph $G[S]$ is the subgraph of G induced by S , and $G \setminus S$ is $G[V(G) \setminus S]$. Given a subgraph $H \subset G$, we will sometimes write $G[H]$ to mean $G[V(H)]$ and $G - H$ to mean $G[V(G) \setminus V(H)]$. For a vertex $x \in V(G)$ we write $G - x$ instead of $G \setminus \{x\}$, and sometimes use $H \cup \{x\}$ instead of $G[V(H) \cup \{x\}]$ where it is clear from context what the underlying graph is. For convenience we often use $N_G(x) \cap H$ in place of $N_G(x) \cap V(H)$ and similarly $N_G(x) \setminus H$ for $N_G(x) \setminus V(H)$. For two sets $A, B \subseteq V(G)$, we write $e_G(A, B)$ for the number of edges in G that go between A and B . We may omit the subscripts where context is clear.

We now provide a few definitions. A *cover* of a graph G is a vertex set $U \subseteq V(G)$ such that every edge in G has at least one endpoint in U . For two partitions \mathcal{P} and \mathcal{Q} of the same set, we say that \mathcal{P} *refines* \mathcal{Q} if for every $P \in \mathcal{P}$ there exists $Q \in \mathcal{Q}$ such that $P \subseteq Q$.

For a tree T , note that there is a unique path between every pair of vertices in T , and the length of this path defines the distance between such a pair. For a vertex $v \in V(T)$, let $\text{Even}_T(v)$ be the set of vertices in T with even distance from v (excluding v itself), and let $\text{Odd}_T(v)$ be the set of vertices in T with odd distance from v . Additionally, if T is rooted, with root r , then we think of the vertices in T as having a partial order defined by their distance from r in T . For vertices $u, v \in V(T)$, we say that v is an *descendant* of u if u lies on the unique path from r to v in T . If also $uv \in E(T)$, we say that u is the *parent* of v , and v is a *child* of u . For a vertex $u \in V(T)$, we define $T(u)$ to be the subtree of T induced by u and all of its descendants.

At various points, we would like to embed sections of trees into different parts of our host graph, and it would be helpful if these parts possess some nice connectivity property. The notion of connectedness that we will consider throughout is that of cut-density, as defined by Conlon, Fox, and Sudakov [6]. For $\rho \geq 0$, a graph G is said to be *ρ -cut-dense* if there is no partition of $V(G)$ into two sets A and B such that $e(A, B) < \rho|A||B|$. Note that every graph is trivially 0-cut-dense.

2.1 Proof outline

We remark that almost everything previously known about Conjectures 1.1, 1.3, 1.5 and 1.7 holds only for dense graphs, that is, when $|G| = O(k)$. In order to tackle each of Theorems 1.9, 1.10, 1.11 and 1.12, we proceed by one general strategy, that in some sense allows us to convert the problems into the dense setting. A key ingredient is the following structural decomposition theorem for tree-avoiding graphs due to the first author [18, 19], telling us that it is possible to delete few edges from G to find a subgraph whose connected components each have small covers.

Theorem 2.1 (Hyperstability theorem, Pokrovskiy [18]). *For all $\Delta \in \mathbb{N}$, $\varepsilon > 0$ and sufficiently large $k \in \mathbb{N}$ the following holds. Let T be a tree with k vertices and $\Delta(T) \leq \Delta$. For any graph G not containing a copy of T , it is possible to delete $\varepsilon k|G|$ edges to obtain a graph G' each of whose connected components has a cover of size at most $(2 + \varepsilon)k$.*

Motivated by this, we seek to find a collection of vertex-disjoint subgraphs in G , obtained by making refinements to the components obtained from an application of Theorem 2.1, each satisfying various helpful properties that will later allow us to embed sections of trees into these subgraphs. For this purpose, we define the notion of a ‘rich’ subgraph in G (see Definition 5.1), to be one that has a small cover, high minimum degree, bounded size, and some nice connectivity property, formalised as positive cut-density. This latter property will be useful for the additional arguments required for Theorems 1.9, 1.10 and 1.12.

Building on this strategy, our proofs centre around a structural lemma (Lemma 5.8), which roughly says that if a graph G with minimum degree δk does not contain some bounded degree tree, then there exists a collection of vertex-disjoint rich subgraphs in G , each with minimum degree close to δk , and importantly, such that for every vertex $v \in V(G)$ there are two of these subgraphs that together contain almost all neighbours of v . Furthermore, we show that for every rich subgraph C in the collection, there are only few vertices in G that have many neighbours inside C but that do not already lie within it. Together, these properties give us a strong picture about the behaviour of vertices with respect to the collection of rich subgraphs.

Before sketching the proof of Lemma 5.8, let us first provide a short explanation of how the lemma can be used in an approximate sense, with the aim to provide a heuristic overview. Throughout, we assume $k \in \mathbb{N}$ is sufficiently large with respect to parameters $\varepsilon \in (0, 1)$ and $\Delta \in \mathbb{N}$.

Suppose we are given a (potentially sparse) graph G satisfying $\delta(G) \geq (1 + \varepsilon)ak$ for some $a \geq 1/2$ such that G does not embed a tree T with $\Delta(T) \leq \Delta$. Lemma 5.8 will allow us to find a collection $(C_i)_{i \in [m]}$ of vertex-disjoint subgraphs in G that satisfy $\delta(C_i) \geq (1 + \varepsilon/4)ak$ and $|C_i| < 100k$ for each i . If additionally G satisfies $\Delta(G) \geq (1 + \varepsilon)bk$ for some $b \in [a, 2]$ (think of the pair a, b as a degree combination from one of the conjectures, e.g. $a = 1/2$ and $b = 2(1 - 1/\Delta)$ from Conjecture 1.5), then taking a maximum degree vertex $x \in V(G)$, the lemma tells us that there are rich subgraphs C_i and C_j such that x has at most $\varepsilon k/4$ neighbours outside of these two subgraphs. Taking H to be the subgraph of G induced on $V(C_i) \cup V(C_j) \cup \{x\}$, we have $\Delta(H) \geq d_G(x) - \varepsilon k/4 \geq (1 + \varepsilon/4)bk$ and $\delta(H) \geq (1 + \varepsilon/4)ak$. Since $|H| \leq 1 + |C_i| + |C_j| \leq 200k$, then we have found a dense graph H that still has minimum and maximum degree asymptotically above the starting thresholds. Therefore, we can apply previous dense results such as Theorem 1.6 for appropriate a, b pairs to embed the tree T . Thus, Lemma 5.8 by itself is sufficient to prove Theorem 1.11.

This strategy would also provide asymptotic resolutions of Conjectures 1.1 and 1.3 for trees with maximum degree bounded by a constant, noting that we do not require the additional conclusion of the lemma as stated above. However, we must work harder to achieve the exact bounds in Theorems 1.9 and 1.10. For Theorem 1.10, we combine our use of Lemma 5.8 with tools of Besomi, Pavez-Signé and Stein (see Subsection 4.1) that allow us to analyse the structure of dense graphs that do not embed all bounded degree trees.

To prove Theorem 1.9, we essentially proceed in the same way, now applying Lemma 5.8 to find a dense subgraph H in G with $\delta(H) \geq (2/3 - \varepsilon)k$ and $\Delta(H) \geq (1 - \varepsilon)k$. We require a sequence of stability arguments that allow us to study the structure of the subgraph H , and how other vertices in G behave with respect to H , more closely. The subgraph H is in some sense quite similar to the extremal graph depicted in Figure 1. Each subsection in Section 7 focusses on a different scenario for the structure of H (and its surrounding vertices), and we consider these cases in turn to prove the theorem at the end of the

section. More details are provided there.

Finally, for Theorem 1.12, we also start by applying Lemma 5.8 to find the corresponding dense subgraph H with minimum degree asymptotically above $k/2$, and containing the high degree vertex x from the theorem. We know that x also has many second neighbours, and if almost all of them lie within H , then we can apply Theorem 1.8 to H to reach our desired conclusion. In the alternative case where x has many second neighbours outside of H , we require some additional arguments to gain control over where these vertices may lie with respect to the remaining subgraphs in $(C_i)_{i \in [m]}$.

Let us now sketch the proof strategy for Lemma 5.8, starting with a graph G of minimum degree $(1 + \varepsilon)ak$ for some $a \geq 1/2$ and not containing a bounded degree k -edge tree T . Our first aim is to show that a collection of rich vertex-disjoint subgraphs can be found in G , so that additionally their union covers $(1 - o(1))|G|$ vertices. Having applied the machinery of the first author given by Theorem 2.1 with suitable parameters, and viewing the obtained components as a collection of vertex-disjoint subgraphs, we make some further refinements to ensure that each subgraph has minimum degree close to $(1 + \varepsilon)ak$ and is positively cut-dense, deleting few vertices from their union in the process. The cover property is also used to show that each subgraph is small, namely by showing that otherwise we can find high degree vertices and reduce the problem to the dense setting to embed T . Let us observe that only the minimum degree condition of G is required for this first step.

Our second aim is to show that from a fixed collection of rich subgraphs, every vertex in G is associated with two of these subgraphs that together contain almost all of its neighbours. We use a maximality argument, whereby the collection $(C_i)_{i \in [m]}$ of vertex-disjoint rich subgraphs is chosen such that the number of vertices covered by their union is as large as possible, subject to some pre-specified parametrisation. Recall that we also wish to understand the set of vertices that have many neighbours within each of these subgraphs. For each $i \in [m]$ and $d \in \mathbb{R}$, we define the *d-periphery* set $L_d(C_i) := \{v \in V(G) : |N_G(v) \cap V(C_i)| \geq d\}$, noting that $V(C_i) \subseteq L_d(C_i)$ for all $d \leq \delta(C_i)$ (see further Definition 5.5). We fix a small constant γ and consider the subgraphs where the size of $L_{\gamma k}(C_i) \setminus V(C_i)$ is large separately from those subgraphs which do not expand much. Essentially, we prove that $\bigcup_{i \in [m]} L_{\gamma k}(C_i)$ contains all vertices of G , and that $|L_{\gamma k}(C_i) \setminus V(C_i)| \leq \gamma k$ for every $i \in [m]$.

The main idea here is to show that if there are vertices outside of $\bigcup_{i \in [m]} L_{\gamma k}(C_i)$ or there are rich subgraphs C_i having many vertices in the outer-periphery $L_{\gamma k}(C_i) \setminus V(C_i)$, then we can either control where their neighbours lie and embed T , or we can find a subgraph amongst these vertices that has minimum degree very close to δk . In the latter case, we can apply the same logic in the first step, to find a new collection of rich subgraphs, which, when combined appropriately with $(C_i)_{i \in [m]}$, yield a collection covering a larger number of vertices, contradicting the maximality assumption. Once we have that $V(G) = \bigcup_{i \in [m]} L_{\gamma k}(C_i)$, we choose for each vertex $v \in V(G)$ the two subgraphs C_i and C_j from the collection that contain the first and second highest amount of neighbours of v . We then bound the number of neighbours of v lying outside of these subgraphs, by showing that if there are many, there is a way to embed T in G . This uses some fairly standard arguments about splitting up the tree T into smaller subforests, and a more involved embedding lemma found in Section 4.

2.2 Basic results

At various points throughout the proof, we will make use of the following fact, formalising a way to greedily embed a rooted tree into a graph with high minimum degree.

Fact 2.2 (Greedy tree embedding, see e.g. [18]). *Let $k, \Delta \in \mathbb{N}$. Let T be a rooted tree on at most k edges satisfying $\Delta(T) \leq \Delta$. If G is a graph containing a vertex x such that $\delta(G - x) \geq k$ and $d(x) \geq \Delta$, then G contains a copy of T rooted at x .*

We will also need to bound the diameter of dense graphs.

Theorem 2.3 (Erdős, Pach, Pollack and Tuza [8]). *Let G be a connected graph on n vertices with $\delta(G) \geq 2$. Then*

$$\text{diam}(G) \leq \left\lfloor \frac{3n}{\delta(G) + 1} \right\rfloor - 1.$$

3 Tree splitting

In this section, we introduce and prove several straightforward results about splitting up trees into pieces to satisfy various constraints, which will be combined later with tools for embedding these pieces separately into a host graph G . We start by noting that the bipartition classes of a bounded degree tree cannot be too unbalanced, observed (in slightly weaker form) in [19].

Fact 3.1. *Let $k, \Delta \in \mathbb{N}$. In every k -edge tree T with maximum degree Δ , the bipartition classes of T both have at least k/Δ vertices.*

Proof. Let A be a bipartition class in T . We have $k = e(T) = \sum_{a \in A} d(a) \leq |A|\Delta$, and rearranging gives $|A| \geq k/\Delta$, as desired. \square

Next, we introduce another standard fact, see for example [10, Observation 2.3].

Fact 3.2. *Every tree T contains a vertex v such that all components of $T - v$ have at most $|T|/2$ vertices.*

We further wish to partition the components of $T - v$ into subforests of appropriate sizes. We apply the following lemma (see [2, Lemma 4.4 and Remark 4.5]), in order to gain control of these sizes.

Lemma 3.3 (Besomi, Pavez-Signé and Stein [2]). *Let $\ell, m \in \mathbb{N}$, let $(a_i)_{i \in [m]}$ be a sequence of natural numbers such that $a_i \leq \lceil \ell/2 \rceil$ for each $i \in [m]$, and $\sum_{i \in [m]} a_i \leq \ell$. Then*

- (i) *there exists a partition $\{J_1, J_2\}$ of $[m]$ such that $\sum_{j \in J_2} a_j \leq \sum_{j \in J_1} a_j \leq \lfloor 2\ell/3 \rfloor$, and*
- (ii) *there exists a partition $\{I_1, I_2, I_3\}$ of $[m]$ such that $\sum_{i \in I_3} a_i \leq \sum_{i \in I_2} a_i \leq \sum_{i \in I_1} a_i \leq \lceil \ell/2 \rceil$, and moreover $|I_3| \leq 1$.*

Corollary 3.4. *Let $k \in \mathbb{N}$. Every k -edge tree T contains a vertex $v \in V(T)$ such that*

- (1) *there exists a partition of the forest $T - v$ into two vertex-disjoint subforests F_1, F_2 satisfying $k/2 \leq |F_1| \leq \lfloor 2k/3 \rfloor$, and*
- (2) *there exists a partition of the forest $T - v$ into three vertex-disjoint subforests F'_1, F'_2, F'_3 each with at most $\lceil k/2 \rceil$ vertices and such that F'_3 is either empty or a tree.*

Proof. Apply Fact 3.2 to obtain a vertex $v \in V(T)$ such that all components of $T - v$ each have at most $\lceil k/2 \rceil$ vertices. Denote the components by A_1, \dots, A_m and let $a_i = |A_i|$ for each $i \in [m]$. Then $1 \leq a_i \leq \lceil k/2 \rceil$ for each $i \in [m]$ and $\sum_{i \in [m]} a_i = |T - v| = k$, so we can apply Lemma 3.3 and denote by $\{J_1, J_3\}$ and $\{I_1, I_2, I_3\}$ the partitions of $[m]$ obtained from the first and second part respectively. For (1), let $F_j = \bigcup_{i \in J_j} A_i$ for $j \in \{1, 2\}$. It follows from part (i) of the lemma that $|F_2| \leq |F_1| \leq \lfloor 2k/3 \rfloor$. Since $|F_1 \cup F_2| = k$, then $|F_1| \geq k/2$. For (2), consider the three subforests given by $F'_j = \bigcup_{i \in I_j} A_i$ for $j \in [3]$. Since $|I_3| \leq 1$, then F'_3 is either empty or a single component. The upper bounds on the sizes of the subforests follow directly from part (ii) of Lemma 3.3. \square

We require the following result which allows us to divide a tree at a specified vertex into two subtrees of controlled size.

Proposition 3.5 (Montgomery [17]). *Let $m, t \in \mathbb{N}$ satisfy $m \leq t/3$. For every tree T on t vertices and any vertex $v \in V(T)$, there exist two subtrees S_1 and S_2 whose edge sets partition $E(T)$, that intersect in exactly one vertex, and that satisfy $v \in V(S_1)$ and $|S_2| \in [m, 3m]$.*

It is not too hard to deduce the following corollary, which divides the tree further and imposes an exact size for one of the subtrees.

Corollary 3.6. *Let $m, t \in \mathbb{N}$ satisfy $m \leq t$. For every tree T on t vertices, there exist subtrees S_0, S_1, \dots, S_ℓ whose edge sets partition $E(T)$, such that $|S_0| = m$ and $\ell \leq \log_{3/2} t$. Moreover we have $|V(S_0) \cap V(S_j)| = 1$ for every $j \in [\ell]$.*

Proof. Let m, t , and T be as given. Let T_0 be the empty graph and $R_0 = T$. We successively construct a sequence of pairs of subtrees $(T_i, R_i)_{i \in \mathbb{N}}$ such that for each $i \in \mathbb{N}$, all of the following hold:

- (i) $T_i \cup R_i = R_{i-1}$,
- (ii) T_i and R_i are edge-disjoint,
- (iii) $|R_i| \geq m$,
- (iv) $|R_i| - m \leq (2/3)^i(t - m)$

We stop this process when we have found $r \in \mathbb{N}$ such that $|R_r| = m$. Suppose $i \in \mathbb{N}$ and we have found all previous pairs and vertices satisfying the properties. Whilst $|R_{i-1}| - m \geq 1$, apply Proposition 3.5 with $T_{3.5} = R_{i-1}$, $m_{3.5} = \frac{|R_{i-1}| - m}{3}$ and $v_{3.5}$ arbitrary in $V(R_{i-1})$ to obtain subtrees T_i and R_i of R_{i-1} whose edge sets partition $E(R_{i-1})$ and such that $|T_i| \in \left[\frac{|R_{i-1}| - m}{3}, |R_{i-1}| - m \right]$. In particular, we have $|R_i| \in \left[m, \frac{2|R_{i-1}| + m}{3} \right]$ so that

$$|R_i| - m \leq \frac{2|R_{i-1}| + m}{3} - m = \frac{2}{3}(|R_{i-1}| - m) \leq \left(\frac{2}{3}\right)^i (t - m).$$

We stop defining these pairs when we have found R_r such that $|R_r| = m$. By (iv), and since $m \leq t$, this will occur with $r \leq \log_{3/2} t$.

Observe that, by construction, the collection of trees $\{T_i : i \leq r\}$ are pairwise edge-disjoint. Let F be the subforest of T induced on $\bigcup_{i \leq r} T_i$. Let S_1, S_2, \dots, S_ℓ denote the connected components of F , so that each S_j is formed by a union of trees from $\{T_i : i \leq r\}$. Note by (i) and (ii) that for each $i \leq r$, we

have $E(T_i) = E(R_{i-1}) \setminus E(R_i)$. It follows that $E(F) \cup E(R_r) = (\bigcup_{i \leq r} E(T_i)) \cup E(R_r)$, and therefore $E(S_1) \cup \dots \cup E(S_\ell) \cup E(R_r)$, form partitions of $E(T)$. Finally, note that each S_j is a tree and must intersect R_r exactly once, as else a cycle is obtained in T , or T is disconnected. Clearly $\ell \leq r \leq \log_{3/2} t$ and so taking $S_0 = R_r$ proves the corollary. \square

4 Regularity

Let G be a graph and A, B be disjoint sets of vertices of G . The *density* of the pair (A, B) is given by $d(A, B) = \frac{e(A, B)}{|A||B|}$. For $\gamma > 0$, the pair (A, B) is *γ -regular* if for all $A' \subseteq A$ and $B' \subseteq B$ satisfying $|A'| \geq \gamma|A|$ and $|B'| \geq \gamma|B|$ we have $d(A', B') = d(A, B) \pm \gamma$, and such a pair (A, B) is (γ, η) -regular if we additionally have $d(A, B) > \eta$.

We will use the degree form of Szemerédi's regularity lemma, see for instance [14]. A vertex partition $V(G) = V_1 \cup \dots \cup V_m$ is said to be an *(γ, η) -regular partition* of G if the following hold:

1. $|V_1| = |V_2| = \dots = |V_m|$,
2. V_i is an independent set for all $i \in [m]$, and
3. for all $1 \leq i < j \leq m$, the pair (V_i, V_j) is γ -regular with density either $d(V_i, V_j) > \eta$ or $d(V_i, V_j) = 0$.

Lemma 4.1 (Degree form of Szemerédi's regularity lemma). *For all $\gamma > 0$ and $m_0 \in \mathbb{N}$, there are $N_0, M_0 \in \mathbb{N}$ such that the following holds for all $\eta \in [0, 1]$ and $n > N_0$. Any n -vertex graph G has a subgraph H with $|G| - |H| < \gamma n$ and $d_H(v) > d_G(v) - (\gamma + \eta)n$ for all $v \in V(H)$ such that H has an (γ, η) -regular partition $V(H) = V_1 \cup \dots \cup V_m$ with $m_0 \leq m \leq M_0$.*

The *(γ, η) -reduced graph* R of G , with respect to the (γ, η) -regular partition given by Lemma 4.1, is the graph with vertex set $\{V_i : i \in [m]\}$ in which $V_i V_j$ is an edge if and only if $d(V_i, V_j) > \eta$. We will sometimes refer to a nondescript (γ, η) -reduced graph R without explicitly referring to the associated (γ, η) -regular partition of the graph. It is well known that the reduced graph inherits a similar minimum degree property as G .

Fact 4.2. *Let $0 < 2\gamma \leq \eta \leq \alpha/2$. If G is an n -vertex graph with $\delta(G) \geq \alpha n$, and R is a (γ, η) -reduced graph of G , then $\delta(R) \geq (\alpha - 2\eta)|R|$.*

The next two observations will allow us to preserve some kind of connectivity property for both the subgraph H and the reduced graph R obtained when applying the regularity lemma. Recall that H is ρ -cut-dense if there is no partition of $V(H)$ into two sets A and B such that $e(A, B) < \rho|A||B|$.

Fact 4.3 (Pokrovskiy [19]). *Let $\rho > 2\alpha > 0$ and $n \in \mathbb{N}$. Let G be an n -vertex, ρ -cut-dense graph and H a subgraph of G such that every vertex $v \in V(H)$ has $d_G(v) - d_H(v) \leq \alpha n$. Then H is $(\rho - 2\alpha)$ -cut-dense.*

Fact 4.4 (Pokrovskiy [19]). *Let $\eta > 0$ and $\rho > \gamma > 0$. Let G be a ρ -cut-dense graph, and R be a (γ, η) -reduced graph of G . Then R is connected.*

Our main application of the regularity lemma here will be to prove Lemma 4.6, which allows us to embed trees such that certain vertices are mapped to a strategically chosen set. Before we introduce this, let us first observe the following simple proposition.

Proposition 4.5. *For all $\alpha \in (0, 1)$ and $n \in \mathbb{N}$ the following holds. Let G be a graph on n vertices with $\delta(G) \geq \alpha n$. If u and v are vertices in G such that there exists a walk of even length between u and v , then there exists a walk of even length at most $4/\alpha$ between u and v .*

Proof. Let $w_0 \dots w_d$ be a shortest walk of even length between u and v , i.e., $w_0 = u$ and $w_d = v$. If $i, j \in [d]_0$ and $k = |i - j|$ is even and larger than 2, then we must have $N_G(w_i) \cap N_G(w_j) = \emptyset$ as otherwise we would obtain a shorter walk of even length between u and v . Therefore, we must have

$$n > \left| \bigcup_{i=0}^{\lfloor d/4 \rfloor} N_G(w_{4i}) \right| = \sum_{i=0}^{\lfloor d/4 \rfloor} |N_G(w_{4i})| \geq \frac{d\alpha n}{4},$$

from which it follows that $d < 4/\alpha$, completing the proof. \square

Suppose we have some tree T^* and a subtree $T \subset T^*$. As mentioned in the introduction, having $\delta(G) \geq |T| - 1$ is sufficient for a graph G to contain a copy of T , by a simple greedy argument. Sometimes, we will need to gain more control over the embedding of T in G , for example ensuring some ‘special’ vertices of T are embedded into a predetermined part in G . This will help us to extend the embedding of T to an embedding of T^* . This provides the motivation for the following lemma, where now we boost the minimum degree of G to $\delta(G) \geq (1 + \varepsilon)|T|$, but we are more selective about where we embed our set of ‘special’ vertices of T (the set L in the statement).

Lemma 4.6. *For all $\varepsilon \in (0, 1)$, there exists $\delta \in (0, 1)$ such that the following holds for all sufficiently large t . Let T be a tree on t vertices, let S be a subtree of T of size at least $(1 - \delta)t$ and let L be a set of leaves of T that are not vertices of S . Let G be a graph of size $n \leq 200t$ with $\delta(G) > (1 + \varepsilon)t$ and let $Y \subseteq V(G)$ have size at least εt .*

If all leaves in L are in the same bipartition class of T and have distance at least 1000 from all vertices in S , then there exists an embedding $\phi: T \hookrightarrow G$ such that $\phi(v) \in Y$ for all $v \in L$.

Proof. Let $\gamma \ll \eta \ll \varepsilon$ and let $N_0, M_0 \in \mathbb{N}$ be the outputs of Lemma 4.1 with $\gamma_{4.1} = \gamma$ and $(m_0)_{4.1} = \gamma^{-1}$. Let $\delta = \eta^2/M_0$ and let $t > N_0$. Suppose that S, T, G, Y and L are as in the statement of the lemma and let A be the set of vertices of S that are adjacent to vertices in $T - S$. We may assume without loss of generality that all vertices in A are in the same bipartition class of T as the leaves in L . If this is not the case, there needs to be a vertex $v \in A$ that has distance at least 1001 to all leaves in L , and we can add all neighbours of v to S (thus removing v from A) without violating the condition that S and L have distance at least 1000.

By our choice of m_0, M_0 , and N_0 , Lemma 4.1 yields a subgraph H of G with $|H| > |G| - \gamma n$, $\delta(H) \geq \delta(G) - (\eta + \gamma)n \geq (1 + \varepsilon/2)t$, and admitting a (γ, η) -regular partition $V(H) = V_1 \cup \dots \cup V_m$. Observe that by Fact 4.2, the reduced graph R on $\{V_i : i \in [m]\}$ corresponding to this partition has minimum degree at least $(\frac{\delta(H)}{n} - 2\eta)|R| > |R|/200$.

By a simple counting argument, there must exist $\alpha_0 \in [m]$ such that $|V_{\alpha_0} \cap Y| \geq \varepsilon|V_{\alpha_0}|/400$. For each $\alpha \in [m]$, fix an arbitrary set $W_\alpha \subseteq V_\alpha$ such that $|W_\alpha| = \eta|V_\alpha|$ with the additional restriction that $W_{\alpha_0} \subset Y$. Let H' be the induced subgraph of H on vertex set $V(H) \setminus \bigcup_{\alpha \in [m]} W_\alpha$, and note that $\delta(H') > (1 + \varepsilon/4)t$.

Next, we fix an arbitrary vertex $u \in S$ that is in the same bipartition class of T as the vertices in A and L . Starting by mapping u into $V_{\alpha_0} \setminus W_{\alpha_0}$ arbitrarily, we can construct an embedding $\phi_S: S \hookrightarrow H'$, by

greedily embedding vertices in S one-by-one, in increasing order of distance from u . This is possible since $\delta(H') > t$ and $|S| \leq t$.

For each $a \in A$, let T_a be the component of $T - (S - a)$ that contains a and note that the trees T_a are disjoint for different a , as else S would not be connected. We will successively construct embeddings $\phi_a : T_a \hookrightarrow H$ in such a way that for all $a \in A$, we have

- $\phi_a(a) = \phi_S(a)$,
- $\phi_a(V(T_a)) \cap \left(\phi_S(V(S)) \cup \bigcup_{b \in A \setminus \{a\}} \phi_b(V(T_b)) \right) = \{\phi_a(a)\}$, and
- $\phi_a(v) \in Y$ for each $v \in L \cap V(T_a)$.

Combining ϕ_S with all the embeddings $(\phi_a)_{a \in A}$, we obtain an embedding $\phi : T \hookrightarrow H$ with the desired properties.

Suppose we have constructed some initial family of embeddings of this type for a subset $B \subset A$, and let us construct the next embedding ϕ_a for some $a \in A \setminus B$. We let $x = \phi_S(a)$, and fix $\beta_0 \in [m]$ such that $x \in V_{\beta_0}$ and $\beta_1 \in [m]$ such that the size of $(N_H(x) \cap V_{\beta_1}) \setminus \phi_S(S)$ has size at least $\varepsilon|V_{\beta_1}|/800$. Furthermore, we fix an arbitrary $\beta_2 \in [m]$ such that V_{β_2} is a neighbour of V_{β_1} in the reduced graph R , i.e., such that $d_H(V_{\beta_1}, V_{\beta_2}) > \eta$.

Note that since the path from u to a in T has even length, then the path from $\phi_S(u)$ to $\phi_S(a) = x$ in H has even length as well. Since all edges in H are between dense pairs of the regular partition, we may conclude that R contains a walk of even length between V_{α_0} and V_{β_0} . What is more, since $\delta(R) \geq |R|/200$, we know by Proposition 4.5 that R contains a walk $V_{\beta_0} V_{\beta_1} \dots V_{\beta_k}$ such that $\beta_k = \alpha_0$ and $k = 1000$.

For a vertex $v \in V(T_a)$, let $h(v)$ be the distance of v to a in T_a (in particular, $h(a) = 0$). We now build ϕ_a by embedding vertices of T_a in increasing order of h such that for all $i \in \mathbb{N}$ and $v \in V(T_a)$ with $h(v) = i$ the following hold.

- $\phi_a(v) \notin \phi_S(S) \cup \bigcup_{b \in B} \phi_b(T_b)$ unless $v = a$ in which case $\phi_a(v) = \phi_S(a)$.
- If $i < k$, then $\phi_a(v) \in V_{\beta_i}$ and $|N_H(\phi_a(v)) \cap V_{\beta_{i+1}} \setminus \phi_S(S)| \geq \eta^2|V_{\beta_{i+1}}|/2$.
- If $i \geq k$ and i is even, then $\phi_a(v) \in W_{\beta_k}$ and $|N_H(\phi_a(v)) \cap V_{\beta_{k-1}} \setminus \phi_S(S)| \geq \eta^2|V_{\beta_{k-1}}|/2$.
- If $i \geq k$ and i is odd, then $\phi_a(v) \in V_{\beta_{k-1}}$ and $|N_H(\phi_a(v)) \cap W_{\beta_k} \setminus \phi_S(S)| \geq \eta|W_{\beta_k}|/2$.

Since for all $v \in L \cap V(T_a)$ we have $h(v) \geq 1000$ and $h(v)$ is even, the resulting embedding satisfies $\phi_a(L \cap V(T_a)) \subset W_{\beta_k} = W_{\alpha_0} \subset Y$.

We start by embedding $\phi_a(a) = x \in V_{\beta_0}$ and note that by choice of β_1 , x has more than $\eta^2|V_{\beta_1}|/2$ neighbours in $V_{\beta_1} \setminus \phi_S(S)$. Suppose now that we have a partial embedding ϕ_a^* of T_a that satisfies the above, and let $v \neq a$ be a minimal vertex of T_a that has not yet been embedded. We discuss only the case that $i = h(v) < k$ as the other cases follow by analogous arguments.

Let w be the neighbour of v on the path to a and let $y = \phi_a^*(w) \in V_{\beta_{i-1}}$. Consider the set

$$P = N_H(y) \cap V_{\beta_i} \setminus \left(\phi_S(S) \cup \bigcup_{b \in B} \phi_b(T_b) \cup \text{im}(\phi_a^*) \right).$$

Since $|T - S| < \delta t \leq \eta^2 t/m \leq \eta^2|V_{\beta_i}|/4$, and $|N_H(y) \cap V_{\beta_i} \setminus \phi_S(S)| \geq \eta^2|V_{\beta_i}|/2$, we have $|P| \geq \eta^2|V_{\beta_i}|/4$. Furthermore, $W_{\beta_{i+1}} \subset V_{\beta_{i+1}}$ is disjoint from $\phi_S(S)$ and has size $\eta|V_{\beta_{i+1}}|$. By regularity, P must contain a vertex z with at least $\eta|W_{\beta_{i+1}}|/2 \geq \eta^2|V_{\beta_{i+1}}|/2$ neighbours in $V_{\beta_{i+1}}$. Embedding v onto z therefore yields the desired properties for $\phi_a(v)$. \square

4.1 Tools of Besomi, Pavez-Signé and Stein

We end this section by stating a few important embedding results about reduced graphs. In order for the additional analysis required to prove Theorems 1.10 and 1.12, we will use two further related results. Besomi, Pavez-Signé and Stein [3] showed that although having $\delta(G) \geq (1+\varepsilon)k/2$ and $\Delta(G) \geq (1+\varepsilon)4k/3$ is not sufficient to guarantee that every k -edge tree embeds in G , we can still gain some insight into the structure of G when G avoids some bounded degree tree. Roughly speaking, they show that, for a vertex x of highest degree in G , in a reduced graph R of $G - x$, there are two components in which x has many neighbours, and x does not have any neighbours in a third component. Moreover, the component in which x has most neighbours is bipartite, x has neighbours only in the larger bipartition class, and this class has size at least $2k/3$. To formalise this, we first need a simple definition from [2]. Given $\theta \in (0, 1)$, a graph G , a vertex $x \in V(G)$, and a reduced graph R of $G - x$, we say that x θ -sees a component S of R , if in G , x has at least $\gamma|\bigcup V(S)|$ neighbours in $\bigcup V(S)$.

The following is a compilation of results. More precisely, the first two parts (R1) and (R2) are given in [2, Lemma 7.3]. We will make use of these two properties during the proof of Theorem 1.9. The next two parts (R3) and (R4) are given in [3, Theorem 1.4 and Definition 4.1]*. These will be required in the proof of Theorems 1.10 and 1.12. We remark that the original results cover several more cases that we choose not to include here, and that their work also extends to trees with maximum degree bounded by a root in k .

Theorem 4.7 (Besomi, Pavez-Signé and Stein [3]). *For all $\varepsilon \in (0, 1)$, $\gamma \in (0, \varepsilon^4/10^{10}]$ and $M_0 \in \mathbb{N}$ there exists $k_0 \in \mathbb{N}$ such that for all $n, k \geq k_0$ with $n \geq k \geq \varepsilon n$, the following holds for every n -vertex graph G . Suppose $\delta(G) \geq (1+\varepsilon)k/2$ and there exists a k -edge tree T with $\Delta(T) \leq k^{\frac{1}{67}}$ that does not embed in G . Let $x \in V(G)$ and R be a $(\gamma, 5\sqrt{\gamma})$ -reduced graph of $G - x$ with $|R| \leq M_0$. Then*

- (R1) *every non-bipartite component of R has at most $(1 + \sqrt[4]{\gamma})k \cdot \frac{|R|}{|G|}$ vertices;*
- (R2) *every bipartite component of R has at most $(1 + \sqrt[4]{\gamma})k_1 \cdot \frac{|R|}{|G|}$ vertices in each of its bipartition classes, where k_1 is the size of the larger bipartition class of T ;*

and furthermore if $d_G(x) \geq (1+\varepsilon)4k/3$, then

- (R3) *x $\sqrt{\gamma}$ -sees two components S_1 and S_2 of R and x does not have neighbours in any other component of R ;*
- (R4) *if additionally $|N_G(x) \cap \bigcup V(S_1)| \geq |N_G(x) \cap \bigcup V(S_2)|$, then S_1 is bipartite and its larger part has at least $(1 + \sqrt[4]{\gamma})\frac{2k}{3} \cdot \frac{|R|}{|G|}$ vertices, and x has only neighbours in the largest part.*

Finally, once we have the structure given by Theorem 4.7, it will be helpful to have an extra argument allowing us to embed trees using a bipartite reduced graph. As defined in [2], a (k_1, k_2, d) -forest is a forest F with bipartition classes A_1 and A_2 such that $|A_1| \leq k_1$, $|A_2| \leq k_2$ and $\Delta(F) \leq (k_1 + k_2)^d$.

Lemma 4.8 (Besomi, Pavez-Signé and Stein [2, Corollary 5.4]). *For all $\gamma \in (0, 10^{-8})$ and for all $d, M_0 \in \mathbb{N}$ there is k_0 such that for all $n, k_1, k_2 \geq k_0$ the following holds. Let G be an n -vertex graph having a $(\gamma, 5\sqrt{\gamma})$ -reduced graph R that satisfies $|R| \leq M_0$, such that*

*In [3], Theorem 1.4 provides a structural result with respect to (ε, x) -extremal graphs, that are later defined in Definition 4.1. For convenience, we integrate properties of this definition into the statement, obtaining parts (R3) and (R4) by letting $10\sqrt[4]{\gamma}$ play the role of δ in Theorem 1.4 and noting that $\varepsilon \geq 10\sqrt[4]{\gamma}$ in Theorem 4.7. Some properties of the definition are omitted since they are not required here.

- $R = (X, Y)$ is connected and bipartite,
- $\text{diam}(R) \leq d$,
- $d_R(x) \geq (1 + 100\sqrt{\gamma})k_2 \cdot \frac{|R|}{n}$ for all $x \in X$,
- $|X| \geq (1 + 100\sqrt{\gamma})k_1 \cdot \frac{|R|}{n}$.

Then any $(k_1, k_2, 1/d)$ -forest F , with bipartition classes A_1 and A_2 can be embedded into G , with A_1 going to $\bigcup V(X)$ and A_2 going to $\bigcup V(Y)$. Moreover, if F has at most $\frac{\gamma n}{|R|}$ roots, then the images of the roots going to $\bigcup V(X)$ can be mapped to any prescribed set of size at least $2\gamma|\bigcup V(X)|$ in $\bigcup V(X)$, and the images of the roots going to $\bigcup V(Y)$ can be mapped to any prescribed set of size at least $2\gamma|\bigcup V(Y)|$ in $\bigcup V(Y)$.

5 Converting to the dense setting

As mentioned in Subsection 2.1, this section is dedicated to transforming our problem to the dense setting, with the end goal of proving Lemma 5.8. Playing an important role is that of the hyperstability theorem given by Theorem 2.1. Motivated by this theorem, and our earlier remarks about preserving minimum degree and cut-density, let us now formally introduce the notion of a *rich* subgraph.

Definition 5.1. For $k \in \mathbb{N}$ and $c, \rho \geq 0$, a subgraph $H \subseteq G$ is (c, ρ, k) -*rich* if the following hold.

- The minimum degree of H is at least ck ,
- H has a cover of size at most $3k$,
- H is ρ -cut-dense, and
- $|H| < 100k$.

Our next three lemmas are developed to help us find rich subgraphs. First, we show that every large graph with few low degree vertices and a small cover can embed bounded degree trees.

Lemma 5.2. For all $\Delta \in \mathbb{N}$, $\varepsilon \in (0, 1)$ and sufficiently large $k \in \mathbb{N}$ the following holds. If H is a graph such that $|H| \geq 100k$, H has a cover of size at most $3k$, and all but at most $\varepsilon^2|H|/50$ vertices in H have degree at least $(1/2 + \varepsilon)k$, then H contains a copy of every k -edge tree T with $\Delta(T) \leq \Delta$.

Proof. Let k be a sufficiently large with respect to Δ and ε , and suppose to the contrary that H is a graph satisfying the assumptions which does not embed some k -edge tree T with $\Delta(T) \leq \Delta$. Let A denote a cover in H of size at most $3k$. Let U denote the set of vertices in H of degree less than $(1/2 + \varepsilon)k$, noting that $|U| \leq \varepsilon^2|H|/50$. First, we prove a weak upper bound on the number of vertices in H , which depends on ε .

Claim 5.2.1. $|H| \leq 25\varepsilon^{-1}k$.

Proof of claim. Suppose $|H| > 25\varepsilon^{-1}k$. Choose $B_0 \subseteq V(H) \setminus (A \cup U)$ of size $20\varepsilon^{-1}k$ arbitrarily. Let $A_0 := A$ and define $H_0 = H[A_0 \cup B_0]$. We will successively construct subsets $A_0 \supset A_1 \supset \dots \supset A_t$ and $B_0 \supset B_1 \supset \dots \supset B_t$, and define subgraphs $H_0 \supset H_1 \supset \dots \supset H_t$ so that $H_i = H[A_i \cup B_i]$ for each i . Each H_i will satisfy $d_{H_i}(b) \geq (1/2 + \varepsilon/2)k$ for every $b \in B_i$ (note that this is the case for H_0). We stop this process at step t when we have arrived at H_t that further satisfies $d_{H_t}(a) \geq 3k$ for every $a \in A_t$.

For $i \geq 1$, suppose we have already constructed the sets A_{i-1} , B_{i-1} , and the graph H_{i-1} as above. If all vertices in A_{i-1} have degree greater than $3k$ and all vertices in B_{i-1} have degree greater than $(1/2 + \varepsilon/2)k$ in H_{i-1} , then stop the process with $t := i - 1$. Otherwise, apply the following steps to H_{i-1} :

1. Delete all vertices from A_{i-1} which have degree less than $3k$ in H_{i-1} . Call the resulting subset A_i .
2. Delete all vertices from B_{i-1} which have degree less than $(1/2 + \varepsilon/2)k$ in H_{i-1} . Call the resulting subset B_i .
3. Define $H_i = H[A_i \cup B_i]$.

Consider the graph H_t at the time this process stops. First we show that H_t is non-empty. In order to obtain H_t from H_0 , by deleting vertices from A we have removed at most $3k|A| \leq 9k^2$ edges. Since each vertex deleted from B_0 must have intersected at least $\varepsilon k/2$ of these removed edges, then in total we have deleted at most $9k^2/(\varepsilon k/2) = 18\varepsilon^{-1}k$ vertices from B_0 . Since $|B_0| > 18\varepsilon^{-1}k$ there are still some vertices remaining, implying $H_t \neq \emptyset$.

By definition of the process, it follows that $\delta(H_t) \geq (1/2 + \varepsilon/2)k > (1 + \varepsilon/25)k/2$ and $\Delta(H_t) \geq 3k > 2(1 - 1/\Delta + \varepsilon/25)k$. Since $|H_t| \leq |A_0| + |B_0| \leq 25\varepsilon^{-1}k$ then assuming k is sufficiently large, H_t satisfies the assumptions of Theorem 1.6 with $\varepsilon_{1.6} = \varepsilon/25$, implying H_t contains a copy of T , a contradiction. This proves the claim. \blacksquare

Now with Claim 5.2.1 in hand, we will check that the minimum degree, maximum degree, and size of the graph $H^* = H \setminus U$ also satisfy the assumptions of Theorem 1.6 in order to find a copy of T in this subgraph. For the minimum degree condition, note by Claim 5.2.1 that $|U| \leq \varepsilon^2|H|/50 \leq \varepsilon k/2$, and so $\delta(H^*) \geq (1/2 + \varepsilon)k - |U| > (1 + \varepsilon/25)k/2$.

Next, suppose every vertex in A has degree less than $3k$ in H^* , and let $X = V(H^*) \setminus A$. Then

$$e_{H^*}(A, X) \leq \sum_{a \in A} |N_G(a) \cap X| < |A| \cdot 3k \leq 9k^2.$$

On the other hand, we have $|X| \geq |H| - |U| - |A| \geq 96k$. Since A is a cover, each vertex in X has all of its neighbours in A . Therefore

$$e_{H^*}(A, X) \geq \sum_{x \in X} d_{H^*}(x) \geq |X| \cdot k/2 > 9k^2,$$

a contradiction. Thus there exists $a \in A$ of degree at least $3k$, and in particular $\Delta(H^*) \geq 3k > 2(1 - 1/\Delta + \varepsilon/25)k$. Finally we have $|H^*| \leq |H| \leq 25\varepsilon^{-1}k$. Thus H^* satisfies the assumptions of Theorem 1.6 again with $\varepsilon_{1.6} = \varepsilon/25$, and we find a copy of T in $H^* \subseteq H$, again a contradiction. \square

We remark that, when we look to find a rich subgraph in a graph G that does not embed every bounded degree k -edge tree, it will suffice to find a subgraph H satisfying only the first three properties of Definition 5.1. This is because, given Lemma 5.2, the final property is implied immediately by the first two properties. This will be seen in action later, in the proof of Lemma 5.4. Before introducing this, we first prove that every graph with high minimum degree compared to its order has a large subgraph, also with high minimum degree, whose connected components each have positive cut-density.

Lemma 5.3. *For all $\varepsilon \in (0, 1)$, $\delta \in (0, \varepsilon/400)$ and sufficiently large $k \in \mathbb{N}$ the following holds for all $a \geq 1/2$. Let G be a graph with $\delta(G) \geq (a + \varepsilon)k$ and $|G| \leq 100k$. Then there exists a subgraph H of G*

obtained by deleting at most $200\delta|G|$ vertices, such that $\delta(H) \geq (a + \varepsilon - 400\delta)k$ and each component of H is $(\delta^2/20000)$ -cut-dense.

Proof. Let ε and δ be as in the statement, let $\rho = \delta^2/20000$, and let k be sufficiently large. Let $G_0 := G$. We will successively construct subgraphs $G_0 \supset G_1 \supset G_2 \supset \dots$ such that $|G_i| \geq |G| - i\delta k$ and $\delta(G_i) \geq (a + \varepsilon - 2i\delta)k$ for each $i \geq 0$ until we arrive at a subgraph G_t with the property that each of its components is ρ -cut-dense. Each subgraph G_i will have at least i connected components, and since each component of G_i has at least $\delta(G_i) \geq k/2$ vertices, the process must terminate with a subgraph G_t where $t \leq |G|/(k/2) \leq 200$. Choosing $H := G_t$ will give the desired properties.

For $i \geq 1$, suppose we have already constructed G_{i-1} to satisfy the listed conditions. If every component of G_{i-1} is ρ -cut-dense, then stop the process with $t := i - 1$. So suppose otherwise that G_{i-1} has a component C which is not ρ -cut-dense. Consider a partition $A \cup B$ of $V(C)$ such that $e_{G_{i-1}}(A, B) = e_C(A, B) \leq \rho|A||B|$. In order to construct G_i from G_{i-1} , we first delete all edges between A and B and call the resulting graph \hat{G} , noting that \hat{G} has at least one more component than G_{i-1} . Let $S = \{v \in C : d_{\hat{G}}(v) < (a + \varepsilon - (2i - 1)\delta)k\}$. Recall that $\delta(G_{i-1}) \geq (a + \varepsilon - 2(i - 1)\delta)k$, so that every $v \in S$ must have been incident to at least δk edges of $E_C(A, B)$ in order for its degree to have dropped below the threshold. Therefore, we have

$$|S| \leq \frac{2e_C(A, B)}{\delta k} \leq \frac{2\rho|C|^2}{\delta k} \leq \delta k,$$

where the last inequality holds since $|C| \leq 100k$ and $\rho = \delta^2/20000$.

Let G_i be the graph obtained from \hat{G} by deleting all vertices in S . Thus, $|G_i| = |G_{i-1}| - |S| \geq |G| - i\delta k$. Furthermore, the minimum degree of G_{i+1} is at least $(a + \varepsilon - (2i - 1)\delta)k - |S| \geq (a + \varepsilon - 2i\delta)k$.

Finally it remains to check that G_i has at least i components. Recall that G_{i-1} had at least $i - 1$ components, and so as already observed, \hat{G} must have at least i components. By choice of the partition, we have

$$\rho|A||B| \geq e_C(A, B) \geq \delta(G_{i-1})|A| - 2e(G_{i-1}[A]) \geq (a + \varepsilon - 2(i - 1)\delta)k|A| - |A|^2,$$

which we can rearrange to obtain $|A| \geq (a + \varepsilon - 2(i - 1)\delta)k - \rho|B|$. Since $|B| \leq 100k$ it follows that $|A| \geq (a + \varepsilon - 2(i - 1)\delta - 100\rho)k \geq ak > |S|$. An identical calculation also shows that $|B| > |S|$. Hence deleting S from \hat{G} cannot remove either component $\hat{G}[A]$ or $\hat{G}[B]$ completely. Also, no component of \hat{G} other than C is altered in obtaining G_i . Therefore G_i is as desired and this completes the proof. \square

We are now ready to apply Theorem 2.1 to ‘almost decompose’ a graph G into vertex-disjoint rich subgraphs.

Lemma 5.4. *For all $\Delta \in \mathbb{N}$, $\varepsilon \in (0, 1)$ and $\delta \in (0, \varepsilon/6)$ the following holds for all sufficiently large $k \in \mathbb{N}$ (in terms of Δ , ε and δ) and all $a \geq 1/2$. Let T be a k -edge tree with $\Delta(T) \leq \Delta$. If G is a graph with $\delta(G) \geq (a + \varepsilon)k$ such that T cannot be embedded into G , then there exist vertex-disjoint $(a + \varepsilon/2, \delta^2/10^{10}, k)$ -rich subgraphs C_1, \dots, C_m whose union contains all but at most $\delta|G|$ vertices in G .*

Proof. Let Δ , ε and δ be as in the statement and let $\gamma = \delta\varepsilon^3/19200$. Let k be sufficiently large in terms of all parameters, let $a \geq 1/2$, and suppose G and T are as in the statement of the lemma, with $n = |G|$. Since G contains no copy of T , we may apply Theorem 2.1 with $\varepsilon_{2.1} = \gamma/2$ to find a spanning subgraph

$G' \subseteq G$ obtained by deleting less than γkn edges from G , whose connected components D_1, \dots, D_t each have a cover of order at most $3k$. Let $U = \{v \in V(G) : d_{G'}(v) < (a + 3\varepsilon/4)k\}$, and note that every vertex in U must belong to at least $\varepsilon k/4$ edges of $E(G) \setminus E(G')$. Therefore we have

$$2\gamma kn \geq \sum_{u \in U} d_G(u) - d_{G'}(u) \geq |U|((a + \varepsilon)k - (a + 3\varepsilon/4)k) = |U| \frac{\varepsilon k}{4},$$

and so $|U| \leq 8\gamma\varepsilon^{-1}n = \delta\varepsilon^2 n/2400$.

For each $i \in [t]$, let $U_i = U \cap D_i$. Let $J = \{j \in [t] : |U_j| > \varepsilon^2 |D_j|/1200\}$ and let $I = [t] \setminus J$. Suppose there exists $i \in I$ such that $|D_i| \geq 100k$. Since D_i has a cover of size at most $3k$, and all but $|U_i| \leq \varepsilon^2 |D_i|/1200 \leq (\varepsilon/5)^2 |D_i|/50$ vertices of D_i have degree at least $(a + 3\varepsilon/4)k > (1/2 + \varepsilon/5)k$, then an application of Lemma 5.2 with $H_{5.2} = D_i$, $U_{5.2} = U_i$ and $\varepsilon_{5.2} = \varepsilon/5$ shows that every k -edge tree T with $\Delta(T) \leq \Delta$ embeds in D_i , and hence in G , a contradiction. Thus we may assume $|D_i| < 100k$ for all $i \in I$.

Now, for each $i \in I$, let $H_i = G'[V(D_i) \setminus U_i]$. Every $v \in V(H_i)$ satisfies

$$d_{H_i}(v) \geq d_{G'}(v) - |U_i| \geq (a + 3\varepsilon/4)k - \varepsilon^2 |D_i|/1200 \geq (a + 3\varepsilon/4)k - \varepsilon^2 k/12 \geq (a + 2\varepsilon/3)k.$$

Therefore $\delta(H_i) \geq (a + 2\varepsilon/3)k$. Recall that D_i has a cover of size at most $3k$ and since this cover property is inherited by all subgraphs, H_i also has a cover of size at most $3k$.

Now, for each $i \in I$, let us apply Lemma 5.3 with $\varepsilon_{5.3} = 2\varepsilon/3$, $\delta_{5.3} = \delta/400$ and $G_{5.3} = H_i$ to obtain a subgraph H'_i of H_i such that each component of H'_i is $(\delta^2/10^{10})$ -cut-dense, $|H'_i| \geq (1 - 200\delta/400)|H_i| > (1 - \delta/2)|H_i|$, and $\delta(H'_i) \geq (a + 2\varepsilon/3 - \delta)k > (a + \varepsilon/2)k$. In particular, each component of H'_i has at most $|H'_i| \leq |H_i| \leq |D_i| < 100k$ vertices, and a cover of size at most $3k$. Thus every component of H'_i is an $(a + \varepsilon/2, \delta^2/10^{12}, k)$ -rich subgraph. Let us label all components of $\bigcup_{i \in [t]} H'_i$ by C_1, \dots, C_m .

All vertices in $\bigcup_{i \in I} V(H'_i)$ are contained in one of these rich subgraphs. The number of vertices outside of this set is

$$\sum_{j \in J} |D_j| + \sum_{i \in I} |V(D_i) \setminus V(H_i)| + |V(H_i) \setminus V(H'_i)| < \sum_{j \in J} |D_j| + \sum_{i \in I} |U_i| + \delta n/2.$$

Since $|D_j| \leq 1200\varepsilon^{-2}|U_j|$ for every $j \in J$ and $|U| \leq \delta\varepsilon^2 n/2400$, we have

$$\sum_{j \in J} |D_j| + \sum_{i \in I} |U_i| \leq \sum_{j \in J} 1200\varepsilon^{-2}|U_j| + \sum_{i \in I} |U_i| \leq \sum_{\ell \in [t]} 400\varepsilon^{-2}|U_\ell| = 1200\varepsilon^{-2}|U| < \delta n/2,$$

which completes the proof. \square

We now build up results that will help us to prove the ‘second aim’ as described in Subsection 2.1, with the end goal of proving Lemma 5.8. To understand this lemma, we need the following definition.

Definition 5.5. Let G be a graph and let $S \subseteq V(G)$. For $d \in \mathbb{R}$, the *d -periphery* of S is the set

$$L_d(S) = \{v \in V(G) : |N_G(v) \cap S| \geq d\}.$$

For a subgraph H of G we write $L_d(H)$ to mean $L_d(V(H))$.

Note that $L_d(S) \subseteq L_b(S)$ for all $d \geq b$, and if H has minimum degree at least d , then $V(H) \subseteq L_d(H)$. Given some vertex-disjoint rich subgraphs within a graph G , we are interested in understanding how periphery sets of these subgraphs can interact with each other.

Lemma 5.6. *For all $\Delta \in \mathbb{N}$, $\varepsilon \in (0, 1)$, and sufficiently large $k \in \mathbb{N}$ the following holds. Let T be a k -edge tree with $\Delta(T) \leq \Delta$. If G is a graph with vertex-disjoint $(1/2 + \varepsilon, 0, k)$ -rich subgraphs C_1, \dots, C_m such that T cannot be embedded into G , then all of the following hold.*

(L1) *For all distinct $i, j, \ell \in [m]$, we have $L_\Delta(C_i) \cap L_\Delta(C_j) \cap L_1(C_\ell) = \emptyset$.*

(L2) *For all $I \in [m]^{(2\Delta)}$, we have $\bigcap_{i \in I} L_1(L_{2\Delta}(C_i)) = \emptyset$. In particular, $\bigcap_{i \in I} L_1(C_i) = \emptyset$.*

(L3) *For all $I \in [m]^{(2)}$, we have $|\bigcap_{i \in I} L_{\varepsilon k}(C_i)| < \varepsilon k$.*

Proof. (L1): Suppose not, by relabelling, without loss of generality we may assume that there exists $x \in L_\Delta(C_1) \cap L_\Delta(C_2) \cap L_1(C_3)$. By Corollary 3.4(2) there exists a vertex $r \in V(T)$ such that $T - r$ can be partitioned into three vertex-disjoint subforests F_1, F_2, F_3 , each with at most $\lceil k/2 \rceil$ vertices, and such that F_3 is a tree. For $i \in \{1, 2\}$, we have $|N(x) \cap C_i| \geq \Delta$ and $\delta(C_i - x) \geq \lceil k/2 \rceil \geq |F_i|$. By Fact 2.2, and considering r to be the root of the tree $F_i \cup \{r\}$, there is a copy of $F_i \cup \{r\}$ in $C_i \cup \{x\}$ where r is mapped at x . Next, note that r has exactly one neighbour u in F_3 since it is a tree, and we consider u to be the root of the subtree F_3 . Let y be a neighbour of x in $V(C_3)$. Since $\delta(C_3 - \{x, y\}) \geq \lceil k/2 \rceil \geq |F_3|$ and y has at least Δ neighbours in $C_3 - x$, again applying Fact 2.2 we find a copy of F_3 in $C_3 - x$ such that u is embedded at y . Since the three embeddings of the subforests F_1, F_2 and F_3 are compatible with r being mapped at x , and C_1, C_2 and C_3 are vertex-disjoint, this yields a copy of T in G , a contradiction.

(L2): Suppose not, without loss of generality $I = \{1, \dots, 2\Delta\}$ is such that there exists $x \in \bigcap_{i \in I} L_1(L_{2\Delta}(C_i))$. For each $i \in [2\Delta]$, denote by y_i a neighbour of x in $L_{2\Delta}(C_i)$. We may assume that there is a subset $I' \subseteq [2\Delta]$ of size $|I'| = \Delta$ such that the set of y_i for $i \in I'$ are pairwise distinct. Indeed, if not, there must be some $\ell \in I$, and distinct $r, s, t \in I \subseteq [m]$ such that $y_\ell \in L_{2\Delta}(C_r) \cap L_{2\Delta}(C_s) \cap L_{2\Delta}(C_t)$. In particular we have $y_\ell \in L_\Delta(C_r) \cap L_\Delta(C_s) \cap L_1(C_t)$, a contradiction to (L1). By reordering if necessary, we can further assume that $I' = \{1, 2, \dots, \Delta\}$.

By Fact 3.2, there exists $r \in V(T)$ such that the connected components S_1, \dots, S_q of $T - r$ each have order at most $\lceil k/2 \rceil$, where $q \leq \Delta$. For $j \in [q]$, let u_j denote the unique vertex in $N_T(r) \cap V(S_j)$.

Now let us construct our embedding of T . For this purpose, we fix an embedding of S_i into $H_i = G[(V(C_i) \setminus \{x, y_1, \dots, y_q\}) \cup \{y_i\}]$ in such a way that u_i is mapped to y_i for each $i \in [q]$. Such embeddings

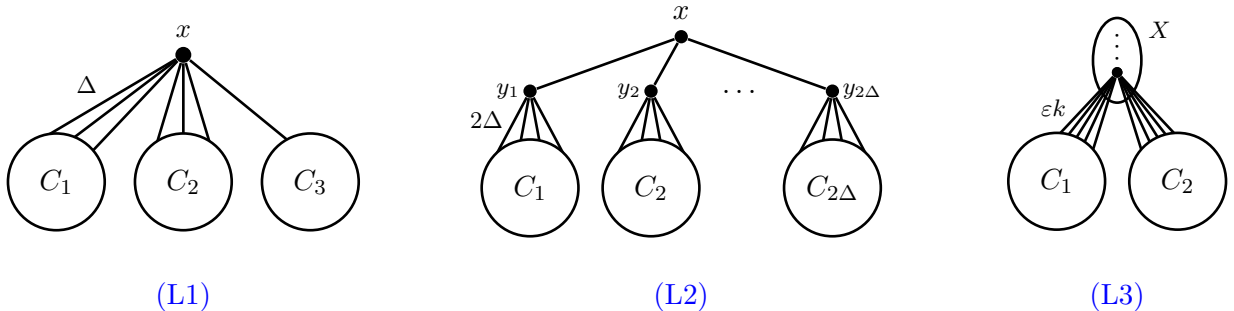


Figure 2: Forbidden structures in G as detailed in the proof of Lemma 5.6. Note that $x, y_1, \dots, y_{2\Delta}$ and X need not actually be disjoint from the rich subgraphs.

exist by Fact 2.2 as $d_{H_i}(y_i) \geq \Delta$ and $\delta(H_i - y_i) \geq \delta(C_i) - q - 1 \geq \lceil k/2 \rceil$. Since the graphs H_i have disjoint vertex sets and none of them contain x , we can combine these embeddings to an embedding of T into G by mapping r to x , which is adjacent to all y_i .

The ‘in particular’ part of the statement follows by the observation that $x \in L_1(C_i)$ implies $x \in L_1(L_{2\Delta}(C_i))$ for each $i \in [m]$.

(L3): Let δ be the output of Lemma 4.6 when applied with $\varepsilon/8$ and Δ and assume k is sufficiently large so that $\Delta^{1004} \log_{3/2} k \leq \min\{\delta k/2, \varepsilon^2 k/2000\}$. Suppose to the contrary, without loss of generality $I = \{1, 2\}$ is such that the set $\bigcap_{i \in I} L_{\varepsilon k}(C_i)$ has size at least εk . Let X be a subset of $\bigcap_{i \in I} L_{\varepsilon k}(C_i)$ such that $|X| = \lfloor \varepsilon k/3 \rfloor$. Since for every $x \in X$ and $i \in I$ we have $|N_G(x) \cap V(C_i)| - |X| \geq \varepsilon k - \varepsilon k/3 \geq \varepsilon k/2$, then every vertex in X still has at least $\varepsilon k/2$ neighbours in both $V(C_1) \setminus X$ and $V(C_2) \setminus X$.

Let Y be the set of vertices in $V(C_1) \setminus X$ that have at least $\varepsilon^2 k/1600$ neighbours in X . We have

$$\frac{\varepsilon^2 k^2}{8} \leq \frac{\varepsilon k}{2} |X| \leq e(X, V(C_1) \setminus X) \leq \frac{\varepsilon^2 k}{1600} |V(C_1)| + \frac{\varepsilon k |Y|}{2} \leq \frac{\varepsilon^2 k^2}{16} + \frac{\varepsilon k |Y|}{2},$$

from which it follows that $|Y| \geq \varepsilon k/8$.

Fix a bipartition class in T , denoted by A . By Corollary 3.6 there exist edge-disjoint subtrees S_0, S_1, \dots, S_ℓ that cover T , where $\ell \leq \log_{3/2} k$ and $|S_0| = k/2$, and for each $i \in [\ell]$, there is a unique vertex w_i such that $V(S_0) \cap V(S_i) = \{w_i\}$. For each $i \in [\ell]$ define $W_i \subseteq V(S_i)$ to be the set of all vertices at distance at most 1000 from S_0 if $w_i \in A$, or at distance at most 1001 from S_0 if $w_i \notin A$.

Consider the tree $S'_0 = T[S_0 \cup \bigcup_{i \in [\ell]} W_i]$ and note that $|\bigcup_{i \in [\ell]} W_i| \leq \ell \Delta^{1002} \leq \delta k/2 \leq \delta |S'_0|$. Let L denote the set of leaves in S'_0 that are not leaves in T , and note that they cannot be leaves of S_0 either. Indeed, a leaf of S_0 is either a leaf of T or it is adjacent to a vertex in W_i for some $i \in [\ell]$. Furthermore, due to the way we defined the set W_i , we have $L \subset A$ and every vertex in L is at distance at least 1000 from S_0 . We have $|S_0| \geq (1 - \delta)|S'_0|$ and $|L| \leq \ell \Delta^{1002}$.

Since k is sufficiently large, we have $\delta(C_i) \geq (1/2 + \varepsilon)k > (1 + \varepsilon/8)(k/2 + \ell \Delta^{1002}) \geq (1 + \varepsilon/8)|S'_0|$. Applying Lemma 4.6 with $S_0, S'_0, C_1, \varepsilon/8$ and $|S'_0|$ playing the roles of S, T, G, ε and t respectively, there exists an embedding $\phi_0 : S'_0 \hookrightarrow C_1$ such that $\phi_0(u) \in Y$ for each $u \in L$.

We show next that all remaining vertices of T can be embedded into $X \cup V(C_2)$, maintaining compatibility with ϕ_0 . First, consider $U_1 = \bigcup_{v \in L} N_T(v)$, and note that $|U_1| \leq \Delta |L| \leq \Delta^{1003} \log_{3/2} k$. For each $u \in L$, since $\phi_0(u) \subseteq Y$ and by choice of Y , it follows that

$$|N_G(\phi_0(u)) \cap X| - |U_1| \geq \varepsilon^2 k/1600 - \Delta^{1003} \log_{3/2} k \geq \Delta.$$

So by a greedy argument there exists an embedding $\phi_1 : T[U_1] \hookrightarrow X$ such that, for each $v \in U_1$ we have $\phi_0(u)\phi_1(v) \in E(G)$ for the unique $u \in L \cap N_G(v)$.

Now let U_2 denote the set of vertices in T that have a neighbour in U_1 , and that have not already been embedded under ϕ_0 or ϕ_1 . Note that $|U_2| \leq \Delta |U_1| \leq \Delta^{1004} \log_{3/2} k$. For each $v \in U_1$, since $\phi_1(v) \subseteq X$ and by choice of X , we have

$$|N_G(\phi_1(v)) \cap (V(C_2) \setminus X)| - |U_2| \geq \varepsilon k/2 - \Delta^{1004} \log_{3/2} k \geq \Delta.$$

Again a greedy argument tells us that there exists an embedding $\phi_2 : T[U_2] \hookrightarrow C_2 \setminus X$ such that, for each $v \in U_2$ we have $\phi_1(w)\phi_2(v) \in E(G)$ for every $w \in U_1 \cap N_T(v)$.

Finally, let $U_3 = V(T) \setminus (V(S'_0) \cup U_1 \cup U_2)$ be the set of vertices in T yet to be embedded, noting that $|U_3| < k/2$. Observe that

$$\delta(C_2) - |\phi_1(U_1) \cup \phi_2(U_2)| \geq (1/2 + \varepsilon)k - 2\Delta^{1004} \log_{3/2} k > k/2.$$

It follows that all vertices in C_2 have at least $k/2 > |U_3|$ neighbours in C_2 that do not already belong to the image of $\phi_1 \cup \phi_2$. Therefore we can greedily find an embedding $\phi_3 : T[U_3] \hookrightarrow C_2$ such that for each $w \in U_3$ we have $\phi_2(v)\phi_3(w) \in E(G)$ for every $v \in U_2 \cap N_T(w)$.

In particular, since $\phi_0(S'_0) \subseteq V(C_1)$, we know $\text{im}(\phi_3) \cap \text{im}(\phi_0) = \emptyset$. It follows that the images of ϕ_0, ϕ_1, ϕ_2 and ϕ_3 are pairwise disjoint. So, taking the union $\phi_0 \cup \phi_1 \cup \phi_2 \cup \phi_3$ defines an embedding of T in G , a contradiction. \square

For $s \in \mathbb{N}$ and a collection of disjoint subgraphs C_1, \dots, C_m of G , we say that a vertex $v \in V(G)$ is *s -split* (with respect to $(C_i)_{i \in [m]}$), if there exist distinct $i, j \in [m]$ such that $v \in L_s(C_i) \cap L_s(C_j)$.

Lemma 5.7. *For all $\Delta \in \mathbb{N}$, $\varepsilon \in (0, 1)$ and sufficiently large $k \in \mathbb{N}$ the following holds. Let T be a k -edge tree with $\Delta(T) \leq \Delta$. If G is a graph with vertex-disjoint $(1/2 + \varepsilon, 0, k)$ -rich subgraphs C_1, \dots, C_m such that T cannot be embedded into G , then the set S of εk -split vertices with respect to $(C_i)_{i \in [m]}$ satisfies $L_{\varepsilon k}(S) = \emptyset$.*

Proof. Let $k \in \mathbb{N}$ be sufficiently large in terms of Δ and ε . Suppose towards a contradiction that $L_{\varepsilon k}(S)$ is non-empty, meaning that there exists $x \in V(G)$ such that the size of $N = N_G(x) \cap S$ is at least εk . Let I be the set of those $i \in [m]$ for which there exists $y \in N$ such that $y \in L_{\varepsilon k}(C_i)$. Since $x \in \bigcap_{i \in I} L_1(L_{2\Delta}(C_i))$, by part (L2) of Lemma 5.6 we must have that $|I| < 2\Delta$. Furthermore, because for each $y \in N$ there are distinct $i, j \in I$ such that $y \in L_{\varepsilon k}(C_i) \cap L_{\varepsilon k}(C_j)$, then there exist distinct $i, j \in I$ such that $|L_{\varepsilon k}(C_i) \cap L_{\varepsilon k}(C_j)| \geq |N| / \binom{2\Delta}{2} > \varepsilon k / 2\Delta^2$. For large k this yields a contradiction to part (L3) of Lemma 5.6. \square

We remark that Lemmas 5.6 and 5.7 are stronger if ε is smaller. This means that we may apply Lemma 5.7, for example, to see that if C_1, \dots, C_m are $(1/2 + \varepsilon_1, 0, k)$ -rich graphs then the set of $\varepsilon_2 k$ -split vertices S satisfies $L_{\varepsilon_3 k}(S) = \emptyset$ for any $\varepsilon_1, \varepsilon_2, \varepsilon_3 > 0$ as long as k is sufficiently large in terms of $\min(\varepsilon_1, \varepsilon_2, \varepsilon_3)$.

We say that $H \subseteq G$ is *t -closed* if $|L_t(H) \setminus V(H)| < t$ and *t -open* if $|L_t(H) \setminus V(H)| \geq t$. We are now ready to state our key lemma in this section.

Lemma 5.8. *For all $\Delta \in \mathbb{N}$ and $\varepsilon, \eta \in (0, 1)$, there exists $\rho \in (0, 1)$ such that the following holds for all sufficiently large $k \in \mathbb{N}$ (in terms of $\Delta, \varepsilon, \eta$ and ρ) and all $a \geq 1/2$. Let T be a k -edge tree with $\Delta(T) \leq \Delta$. If G is a graph with $\delta(G) \geq (a + \varepsilon)k$ such that T cannot be embedded into G , then G contains vertex-disjoint $(a + \varepsilon/4, \rho, k)$ -rich subgraphs C_1, \dots, C_m with the following properties:*

- (I) *no other collection of $(a + \varepsilon/4, \rho, k)$ -rich subgraphs covers more vertices than $(C_i)_{i \in [m]}$,*
- (II) *all C_i are ηk -closed, i.e., $|L_{\eta k}(C_i) \setminus C_i| < \eta k$ for all $i \in [m]$, and*
- (III) *for all $v \in V(G)$ there exist $i, j \in [m]$ such that $|N_G(v) \setminus (C_i \cup C_j)| < \eta k$.*

Proof. Let $\Delta \in \mathbb{N}$ and $\varepsilon, \eta > 0$, and note that properties (II) and (III) are monotonic in η , so without loss of generality we may assume that $\eta \ll \varepsilon, \Delta^{-1}$. Additionally, let $\gamma = \eta/5\Delta$, $\delta = \gamma/800$, and $\rho = \delta^2/10^{10}$. Finally, let k be sufficiently large to satisfy Lemma 5.4 with $\varepsilon_{5.4} = \varepsilon/2$ and $\delta_{5.4} = \delta$, Lemma 5.6 with $\varepsilon_{5.6} = \varepsilon/4$, and Lemma 5.7 with $\varepsilon_{5.7} = \min(\varepsilon/4, \gamma, \delta\gamma/200)$. Now, suppose that G is a graph with $\delta(G) \geq (a + \varepsilon)k$ and that T is a k -edge tree with $\Delta(T) \leq \Delta$ such that T does not embed into G . We fix a family $(C_i)_{i \in [m]}$ of vertex-disjoint $(a + \varepsilon/4, \rho, k)$ -rich subgraphs whose union contains the maximum amount of vertices of G .

Let S be the set of γk -split vertices with respect to $(C_i)_{i \in [m]}$, and define $I = \{i \in [m] : C_i \text{ is } \gamma k\text{-open}\}$ and $J = [m] \setminus I$. We say that a vertex is *free*, if it is not contained in the set

$$S \cup \bigcup_{i=1}^m V(C_i) \cup \bigcup_{j \in J} L_{\gamma k}(C_j).$$

Claim 5.8.1. *If v is free or $v \in V(C_i) \setminus S$ for some $i \in I$, then*

$$\left| N_G(v) \cap \left(\bigcup_{j \in J} L_{\gamma k}(C_j) \right) \right| < \frac{\varepsilon k}{4}.$$

Proof of claim. Let K be the set of indices $j \in J$ such that $N_G(v) \cap L_{\gamma k}(C_j) \neq \emptyset$, i.e., such that $v \in L_1(L_{\gamma k}(C_j))$. As $\gamma k > 2\Delta$ for sufficiently large k , we may infer from property (L2) of Lemma 5.6 that the size of K is less than 2Δ . Furthermore, if v is free, then $v \notin L_{\gamma k}(C_j)$ for any $j \in J$ by definition, and if $v \in V(C_i) \setminus S$ for some $i \in I$, then $v \notin L_{\gamma k}(C_j)$ for any $j \in J$ as otherwise v would be γk -split — so in both cases we establish $|N_G(v) \cap V(C_j)| \leq \gamma k$. Since $|L_{\gamma k}(C_j) \setminus V(C_j)| < \gamma k$ for all $j \in J$ by definition of J , we have

$$\left| N_G(v) \cap \left(\bigcup_{j \in J} L_{\gamma k}(C_j) \right) \right| \leq \sum_{j \in K} |N_G(v) \cap V(C_j)| + |L_{\gamma k}(C_j) \setminus V(C_j)| < 4\Delta\gamma k < \frac{\varepsilon k}{4},$$

as desired. ■

Claim 5.8.2. *For all $i \in I$, we have $|L_{\gamma k}(C_i) \cap S| \leq \delta k/2 \leq \delta|C_i|$.*

Proof of claim. Since $|C_i| \geq \delta(C_i) \geq k/2$ for all $i \in [m]$, the second inequality is immediate, so it suffices to show that the first holds. Suppose to the contrary that $|L_{\gamma k}(C_i) \cap S| > \delta k/2$. By double counting of edges between $V(C_i)$ and $L_{\gamma k}(C_i) \cap S$, there exists $u \in V(C_i)$ with at least $\delta\gamma k/200$ neighbours in $L_{\gamma k} \cap S$, and therefore in S , which by Lemma 5.7 and choice of k is not possible. ■

Let F be the set of free vertices.

Claim 5.8.3. *For all $i \in I$, we have $|L_{\gamma k}(C_i) \cap F| \geq |L_{\gamma k}(C_i) \setminus V(C_i)|/2 \geq \gamma k/2$.*

Proof of claim. By choice of I , we have $|L_{\gamma k}(C_i) \setminus V(C_i)| \geq \gamma k$, so that the second inequality holds for all $i \in I$. Next, we show that $L_{\gamma k}(C_i) \setminus V(C_i) \subset S \cup F$. Indeed, since $V(C_j) \subset L_{\gamma k}(C_j)$ for all $j \in [m]$,

if $v \in L_{\gamma k}(C_i) \setminus V(C_i)$ is not γk -split, then it cannot be in $\bigcup_{j \in [m]} V(C_j)$ or in $\bigcup_{j \in J} L_{\gamma k}(C_j)$. Hence, by definition, v is free.

By Claim 5.8.2, we obtain $|L_{\gamma k}(C_i) \cap F| \geq |L_{\gamma k}(C_i)| - |L_{\gamma k}(C_i) \cap S| \geq |L_{\gamma k}(C_i)| - \delta k/2 \geq |L_{\gamma k}(C_i) \setminus V(C_i)|/2$ as required. \blacksquare

Claim 5.8.4. F is empty.

Proof of claim. Suppose towards a contradiction that F is not empty. Since no vertex in F is γk -split by definition, $(L_{\gamma k}(C_i) \cap F)_{i \in I}$ is a disjoint family of subsets. Recalling that $|C_i| < 100k$ for all $i \in [m]$ by definition of a rich subgraph, we observe that by Claim 5.8.3,

$$\left| \bigcup_{i \in I} V(C_i) \right| \leq \sum_{i \in I} 100k \leq \frac{200}{\gamma} \sum_{i \in I} |L_{\gamma k}(C_i) \cap F| \leq \frac{200|F|}{\gamma}. \quad (5.1)$$

Consider now the subgraph H that G induces on

$$V(H) = F \cup \bigcup_{i \in I} V(C_i) \setminus S.$$

By Claim 5.8.2, we have

$$|V(H)| \geq |F| + \left| \bigcup_{i \in I} V(C_i) \setminus S \right| \geq |F| + (1 - \delta) \left| \bigcup_{i \in I} V(C_i) \right|. \quad (5.2)$$

In addition, we will show now that the minimum degree in H is at least $(a + \varepsilon/2)k$. The minimum degree of G is at least $(a + \varepsilon)k$ by assumption, so it suffices to show that for each $v \in V(H)$, we have $|N_G(v) \setminus V(H)| \leq \varepsilon k/2$. This is the case because by Claim 5.8.1, no vertex in $V(H)$ has more than $\varepsilon k/4$ neighbours in $\bigcup_{j \in J} L_{\gamma k}(C_j)$, and by Lemma 5.7, no vertex in $V(G)$ has more than $\varepsilon k/4$ neighbours in S .

Applying Lemma 5.4 to H , we obtain $(a + \varepsilon/4, \rho, k)$ -rich subgraphs $D_1, \dots, D_{m'}$ that cover all but $\delta|H|$ vertices in H . Together with the $(a + \varepsilon/4, \rho, k)$ -rich subgraphs $(C_j)_{j \in J}$ this gives a collection \mathcal{C} of disjoint $(a + \varepsilon/4, \rho, k)$ -rich subgraphs. The number of vertices covered by \mathcal{C} is

$$\begin{aligned} \left| \bigcup_{j \in J} V(C_j) \cup \bigcup_{i=1}^{m'} V(D_i) \right| &\geq \left| \bigcup_{j \in J} V(C_j) \right| + (1 - \delta) |V(H)| \\ &\stackrel{(5.2)}{\geq} \left| \bigcup_{j=1}^m V(C_j) \right| - 2\delta \left| \bigcup_{i \in I} V(C_i) \right| + (1 - \delta) |F|. \end{aligned}$$

By (5.1), the latter is at least

$$\left| \bigcup_{j=1}^m V(C_j) \right| - \frac{400\delta}{\gamma} |F| + (1 - \delta) |F|,$$

which, as $\delta = \gamma/800$ and $|F| > 0$, is more than the number of vertices that were covered by the original collection of rich subgraphs $(C_i)_{i \in [m]}$, contradicting its maximality. \blacksquare

Combining Claims 5.8.3 and 5.8.4, we deduce that $I = \emptyset$ as otherwise $\gamma k \leq 0$. Since $\gamma < \eta$ and $L_{\eta k}(C_i) \subseteq L_{\gamma k}(C_i)$, this shows that $(C_i)_{i \in [m]}$ has property (II).

Since there are no free vertices and $J = [m]$, it follows that

$$V(G) = \bigcup_{j \in J} L_{\gamma k}(C_j). \quad (5.3)$$

We now complete the proof by showing that for every $v \in V(G)$ there exist $i, j \in [m]$ such that $|N_G(v) \setminus (C_i \cup C_j)| < \eta k$. Fix $v \in V(G)$ and consider the set $M = \{\ell \in [m] : v \in L_1(L_{\gamma k}(C_\ell))\}$. By part (L2) of Lemma 5.6, M has size less than 2Δ , and we fix the two indices $i, j \in M$ for which $|N_G(v) \cap V(C_i)|$ and $|N_G(v) \cap V(C_j)|$ are largest and second largest, respectively, settling ties arbitrarily. If $|N_G(v) \cap V(C_j)| \geq \Delta$, it follows from (L1) of Lemma 5.6 that $N_G(v) \cap V(C_\ell) = \emptyset$ for all $\ell \in M \setminus \{i, j\}$. If $|N_G(v) \cap V(C_j)| < \Delta$, we have $|N_G(v) \cap V(C_\ell)| < \Delta$ for all $\ell \in M \setminus \{i, j\}$ by choice of j . Either way, we may conclude that

$$\left| N_G(v) \cap \bigcup_{\ell \in [m] \setminus \{i, j\}} V(C_\ell) \right| = \left| N_G(v) \cap \bigcup_{\ell \in M \setminus \{i, j\}} V(C_\ell) \right| < 2\Delta^2. \quad (5.4)$$

Furthermore, by choice of J , all components are γk -closed, so we have

$$\left| N_G(v) \cap \left(\bigcup_{\ell \in M} (L_{\gamma k}(C_\ell) \setminus V(C_\ell)) \right) \right| \leq 2\Delta\gamma k. \quad (5.5)$$

Combining (5.3), (5.4), and (5.5), we obtain

$$\begin{aligned} |N_G(v) \setminus (C_i \cup C_j)| &= \left| N_G(v) \cap \left(\bigcup_{\ell \in [m] \setminus \{i, j\}} V(C_\ell) \right) \right| + \left| N_G(v) \cap \left(\bigcup_{\ell \in [m]} L_{\gamma k}(C_\ell) \setminus V(C_\ell) \right) \right| \\ &\leq 2\Delta^2 + 2\Delta\gamma k, \end{aligned}$$

but as we chose γ to be $\eta/4\Delta$, it follows that the above is at most ηk , as desired for (III). This proves the lemma. \square

5.1 Proof of Theorem 1.11

We will now demonstrate the usefulness of Lemma 5.8 by providing a short proof of Theorem 1.11. The idea is to find a dense subgraph in G that still has minimum and maximum degree asymptotically exceeding the respective thresholds from the corresponding conjecture (Conjecture 1.5). Applying the previously known approximate result for dense graphs (Theorem 1.6) will give our desired conclusion. For this proof, we only require part (III) of Lemma 5.8, and do not use cut-density within the rich subgraphs. We remark that an identical argument would also provide approximate versions of Conjectures 1.1 and 1.3 for large bounded degree trees, but we omit these here since Sections 6 and 7 are dedicated to proving the stronger versions, Theorems 1.9 and 1.10 respectively.

Proof of Theorem 1.11 using Lemma 5.8. Let $\varepsilon > 0$, $\Delta \in \mathbb{N}$, and k be sufficiently large. Let T be a k -edge tree with $\Delta(T) \leq \Delta$. Suppose that G is a graph with $\delta(G) \geq (1 + \varepsilon)k/2$ and $\Delta(G) \geq 2(1 - 1/\Delta + \varepsilon)k$

such that T does not embed in G . Let $x \in V(G)$ be chosen such that $d_G(x) = \Delta(G)$. Without loss of generality we may assume that $\varepsilon < 1/50$.

Apply Lemma 5.8 to G with $\varepsilon_{5.8} = \varepsilon/2$, $\eta_{5.8} = \varepsilon$ and $a_{5.8} = 1/2$ to obtain a collection of vertex-disjoint $(1/2 + \varepsilon/8, 0, k)$ -rich subgraphs C_1, \dots, C_m such that by reordering if necessary, we may assume by (III) that $|N_G(x) \setminus (C_1 \cup C_2)| < \varepsilon k$. Consider the subgraph $G' = G[V(C_1) \cup V(C_2) \cup \{x\}]$. We have $\Delta(G') \geq |N_G(x) \cap (C_1 \cup C_2)| \geq \Delta(G) - \varepsilon k > 2(1 - 1/\Delta + \varepsilon/4)k$. Furthermore, by definition of a rich subgraph, $\delta(C_1) \geq (1 + \varepsilon/4)k/2$ and $\delta(C_2) \geq (1 + \varepsilon/4)k/2$, so that $\delta(G') \geq (1 + \varepsilon/4)k/2$. Finally, we have $|G'| \leq |C_1| + |C_2| + 1 < 200k < 4\varepsilon^{-1}k$. Therefore G' satisfies the conditions of Theorem 1.6 with $\varepsilon_{1.6} = \varepsilon/4$, and applying this result tells us that T embeds in G' , and thus in G , a contradiction. \square

6 Mixed degree combinations: Proof of Theorem 1.10

In order to prove Conjecture 1.3 exactly, we first prove the following lemma which has a very similar flavour to that of Theorem 1.10, but that allows a slightly lower maximum degree bound and has an asymptotic relaxation.

Lemma 6.1. *For all $\Delta \in \mathbb{N}$, $\alpha \in (0, 1/3)$ and $\beta < \min\{2/3\Delta, 1/3 - \alpha\}$ the following holds. For all $\varepsilon > 0$ and sufficiently large $k \in \mathbb{N}$ (in terms of Δ , ε and β), if G is a graph with $\delta(G) \geq (1 + \alpha + \varepsilon)k/2$ and $\Delta(G) \geq 2(1 - \alpha - \beta + \varepsilon)k$, then G contains a copy of every k -edge tree T with $\Delta(T) \leq \Delta$.*

Now, let us show that Theorem 1.10 is easily deduced from Lemma 6.1.

Proof of Theorem 1.10 using Lemma 6.1. Let $\alpha \in (0, 1/3)$ and $\Delta \in \mathbb{N}$. Let $\beta > 0$ be such that $\beta < \min\{2/3\Delta, 1/3 - \alpha, 2\alpha\}$. Define $\alpha' = \alpha - \beta/2$, noting that $\alpha' \in (0, 1/3)$. Let k be sufficiently large with respect to all other parameters. Suppose G is a graph satisfying $\delta(G) \geq (1 + \alpha)k/2$ and $\Delta(G) \geq 2(1 - \alpha)k$. We have $\delta(G) \geq (1 + \alpha)k/2 = (1 + \alpha' + \beta/2)k/2$ and $\Delta(G) \geq 2(1 - \alpha)k = 2(1 - \alpha' - \beta + \beta/2)k$. Since $\beta < \min\{2/3\Delta, 1/3 - \alpha'\}$, we may apply Lemma 6.1 with $\alpha_{6.1} = \alpha'$ and $\varepsilon_{6.1} = \beta/2$ to deduce that G contains a copy of every k -edge tree T with $\Delta(T) \leq \Delta$, as desired. \square

Our method for proving Lemma 6.1 again begins with an application of Lemma 5.8 to a graph G satisfying the minimum and maximum degree conditions. For a highest degree vertex x in G this yields two rich subgraphs in G (as in Definition 5.1), each with minimum degree asymptotically above $(1 + \alpha)k/2$, in which x has almost all of its neighbours. Let us denote by C_1 and C_2 these rich subgraphs. We consider a reduced graph of $C_1 \cup C_2$, and use tools of Besomi, Pavez-Signé and Stein (see Subsection 4.1) to gain insight into the structure of this reduced graph. We again only require part (III) from the conclusions of Lemma 5.8, but unlike in the proof of Theorem 1.11, we also make use of the positive cut-density of C_1 and C_2 in order to use the connectivity within the reduced graph.

Proof of Lemma 6.1. Let $\Delta \in \mathbb{N}$, $\alpha \in (0, 1/3)$, $\beta < \min\{2/3\Delta, 1/3 - \alpha\}$ and $\varepsilon > 0$. Let $\rho > 0$ be the output of Lemma 5.8 when applied with $\varepsilon_{5.8} = \eta_{5.8} = \varepsilon/2$, and let $\gamma > 0$ be sufficiently small in terms of ε and ρ . Let M_0 and N_0 be the outputs of Lemma 4.1 when applied with $\gamma_{4.1} = \gamma$ and $(m_0)_{4.1} = \gamma^{-1}$. Let k be sufficiently large in terms of all other parameters.

Let T be a k -edge tree with $\Delta(T) \leq \Delta$. Let G be a graph satisfying the assumptions of Lemma 6.1, but such that G does not contain a copy of T . Since $\delta(G) \geq (1 + \alpha + \varepsilon)k/2 = (1/2 + \alpha/2 + \varepsilon/2)k$, we may

apply Lemma 5.8 to G with $\varepsilon_{5.8} = \varepsilon/2$, $\eta_{5.8} = \varepsilon/2$ and $a_{5.8} = 1/2 + \alpha/2$ to obtain a collection of vertex-disjoint $(1/2 + \alpha/2 + \varepsilon/8, \rho, k)$ -rich subgraphs C_1, \dots, C_m such that by (III), for every $v \in V(G)$ there exist $i, j \in [m]$ for which $|N_G(v) \setminus (C_i \cup C_j)| < \varepsilon k/2$. Let $x \in V(G)$ satisfy $d_G(x) = \Delta(G) \geq 2(1 - \alpha - \beta + \varepsilon)k$, and without loss of generality assume $|N_G(x) \setminus (C_1 \cup C_2)| < \varepsilon k/2$.

Let H be the subgraph of G obtained by taking the disjoint union of $C_1 - x$ and $C_2 - x$, not including any edges that lie between these two subgraphs. Hence, H has two connected components, each of which has minimum degree at least $(1/2 + \alpha/2 + \varepsilon/8)k - 1$, size less than $100k$, and by Fact 4.3, is $\rho/2$ -cut-dense. Applying Lemma 4.1 to H with $\gamma_{4.1} = \gamma$ and $\eta_{4.1} = 5\sqrt{\gamma}$, we obtain a subgraph H' of H such that $|H'| > (1 - \gamma)|H|$ and $d_{H'}(v) > d_H(v) - (\gamma + 5\sqrt{\gamma})|H| \geq (1/2 + \alpha/2 + \varepsilon/16)k$ for all $v \in V(H')$, and a $(\gamma, 5\sqrt{\gamma})$ -partition \mathcal{P} of $V(H')$ with $|\mathcal{P}| \leq M_0$. Letting $C'_i = H' \cap C_i$ for both $i \in \{1, 2\}$, observe that $e_{H'}(C'_1, C'_2) = 0$, $\delta(C'_i) \geq (1/2 + \alpha/2 + \varepsilon/16)k$ and $x \notin V(C'_i)$. We make the following claim.

Claim 6.1.1. \mathcal{P} refines the partition $V(H') = V(C'_1) \cup V(C'_2)$

Proof of claim. Suppose otherwise, that there exist $y_1 \in V(C'_1)$ and $y_2 \in V(C'_2)$ that belong to the same part $P_0 \in \mathcal{P}$. Now suppose for each $P \in \mathcal{P}$, y_1 has at most $|P|/400$ neighbours in P . Noting that $|H'| < 200k$, this yields a contradiction to $\delta(H') > k/2$ since

$$d_{H'}(y_1) = \sum_{P \in \mathcal{P}} |N_{H'}(y_1) \cap V(P)| \leq \frac{1}{400} \sum_{P \in \mathcal{P}} |P| = \frac{|H'|}{400} < \frac{k}{2}.$$

So, there must exist $P_1 \in \mathcal{P}$ such that $|N(y_1) \cap P_1| \geq |P_1|/400$. Since each vertex class in a regular partition is an independent set, $P_1 \neq P_0$, and since $e(P_0, P_1) > 0$, we have that $d(P_0, P_1) > 5\sqrt{\gamma}$. Similarly, there exists $P_2 \in \mathcal{P} \setminus \{P_0\}$ such that $|N(y_2) \cap P_2| \geq |P_2|/400$ and $d(P_0, P_2) > 5\sqrt{\gamma}$.

Note that $|N(y_1) \cap P_1| \geq \gamma|P_1|$. Since (P_0, P_1) is a γ -regular pair, we have $d(P_0, N(y_1) \cap P_1) > 5\sqrt{\gamma} - \gamma > 4\sqrt{\gamma}$, from which it follows that the set $Q_0 \subseteq P_0$ of vertices $v \in P_0$ with at least one neighbour in $N(y_1) \cap P_1$, has size at least $4\sqrt{\gamma}$. Now, every vertex in Q_0 is connected to y_1 in H' via a path of length two, and so $Q_0 \subseteq V(C'_1)$. Since (P_0, P_2) is a γ -regular pair, we have $d(Q_0, N(y_2) \cap P_2) > 4\sqrt{\gamma} > 0$. This contradicts the fact that $y_2 \in V(C'_2)$ and $e_{H'}(C'_1, C'_2) = 0$, therefore the claim holds. ■

For $i \in \{1, 2\}$, let \mathcal{P}_i consist of the set of vertex classes $P \in \mathcal{P}$ for which $P \cap V(C'_i) \neq \emptyset$. It follows from the claim that \mathcal{P}_1 and \mathcal{P}_2 are disjoint, that $\mathcal{P} = \mathcal{P}_1 \cup \mathcal{P}_2$, and that \mathcal{P}_i is a $(\gamma, 5\sqrt{\gamma})$ -regular partition of C'_i .

Let R be the reduced graph of H' with respect to the partition \mathcal{P} , and for $i \in \{1, 2\}$ let R_i be the reduced graph of C'_i with respect to the partition \mathcal{P}_i . By Fact 4.3, C'_i is $(\rho/2 - 2\gamma - 10\sqrt{\gamma})$ -cut dense. By Fact 4.4, each R_i is connected. Therefore, by definition of the reduced graph, R is composed of precisely the connected components R_1 and R_2 . Note that $|R| \leq M_0$. Moreover by Fact 4.2, each of R , R_1 and R_2 has minimum degree at least $(1/2 + \alpha/2 + \varepsilon/32)k \cdot \frac{|R|}{|H'|}$. Note also, that $\frac{|H'|}{|R|} = \frac{|C'_1|}{|R_1|} = \frac{|C'_2|}{|R_2|}$ since this is precisely the number of vertices in every element of the partition \mathcal{P} . Since $\delta(R_1) \geq k/2 \cdot |R_1|/|C'_1|$ and $|C'_1| \leq 100k$, by Theorem 2.3 we have $\text{diam}(R_1) \leq 600$.

Let H'_x be the subgraph obtained by adding x to H' as well as all edges that lie between x and $V(H')$ in the original graph G . The number of neighbours of x in $V(H')$ is at least $|N(x) \cap (C_1 \cup C_2)| - |H \setminus H'| \geq 2(1 - \alpha - \beta + \varepsilon/2)k$, so we have $\Delta(H'_x) \geq 2(1 - \alpha - \beta + \varepsilon/2)k \geq (1 + \varepsilon/2)4k/3$, since $\beta < 1/3 - \alpha$. Furthermore, $\delta(H'_x) \geq (1 + \alpha + \varepsilon/16)k/2$ and $|H'_x| < 200k$.

Now, the conditions of Theorem 4.7 are satisfied with $G_{4.7} = H'_x$, $\varepsilon_{4.7} = \varepsilon/16$, $\gamma_{4.7} = \gamma$ and $R_{4.7} = R$, and therefore R satisfies properties (R1) through (R4). The two components S_1 and S_2 from (R3) must in fact be R_1 and R_2 , since we observed earlier that these are the only two components of R . Assume without loss of generality that x has at least as many neighbours in $C'_1 = \bigcup V(R_1)$ as it has in $C'_2 = \bigcup V(R_2)$. Then we have the following.

- By (R3), x $\sqrt{\gamma}$ -sees both R_1 and R_2 . In other words, x has at least $\sqrt{\gamma}|C'_1|$ neighbours in C'_1 and at least $\sqrt{\gamma}|C'_2|$ neighbours in C'_2 .
- By (R4), the component R_1 is bipartite with parts (X, Y) such that $|X| \geq (1 + \sqrt[4]{\gamma}) \frac{2k}{3} \cdot \frac{|R_1|}{|H'|}$, and x has no neighbours in $\bigcup V(Y)$.

Now let us consider the structure of the tree T . Let $r \in V(T)$ be obtained by Corollary 3.4 so that both conclusions (1) and (2) are satisfied. Consider the sets $\text{Odd}_T(r)$ and $\text{Even}_T(r)$.

Case 1: $|\text{Odd}_T(r)| \geq |\text{Even}_T(r)|$.

By Corollary 3.4(1), there exists a partition of $T - r$ into vertex-disjoint subforests F_1 and F_2 such that $k/2 \leq |F_1| \leq \lfloor 2k/3 \rfloor$. Let us construct an embedding ϕ of T in G . First, let r be mapped to x .

We now embed F_1 appropriately into C'_1 . Note that $V(F_1) \cap \text{Odd}_T(r)$ and $V(F_1) \cap \text{Even}_T(r)$ form a bipartition of the forest F_1 , and let k_1 and k_2 denote the respective sizes of these sets, so that $k_1 + k_2 = |F_1|$. Clearly we have $|X| \geq (1 + 100\sqrt{\gamma})k_1 \cdot |R_1|/|C'_1|$. By assumption of Case 1, $k_2 \leq k/2$ and so using the minimum degree condition of R_1 , we have $d_{R_1}(w) \geq (1 + 100\sqrt{\gamma})k_2 \cdot \frac{|R_1|}{|C'_1|}$ for every $w \in X$. Therefore, the conditions of Lemma 4.8 are satisfied with $G_{4.8} = C'_1$ and $R_{4.8} = R_1$. Applying the conclusion of this lemma with $F_{4.8} = F_1$, $(A_1)_{4.8} = V(F_1) \cap \text{Odd}_T(r)$, and $(A_2)_{4.8} = V(F_1) \cap \text{Even}_T(r)$, we have that F can be embedded into C'_1 such that $V(F_1) \cap \text{Odd}_T(r)$ goes into $\bigcup V(X)$ and $V(F_1) \cap \text{Even}_T(r)$ goes into $\bigcup V(Y)$. Moreover, since in G , x has at least $(1 - \alpha - \beta + \varepsilon/4)k$ neighbours in C'_1 , and therefore in $\bigcup V(X)$, considering the set $V(F_1) \cap N_T(r)$ to be the ‘roots’ of the forest F_1 , Lemma 4.8 also tells us that we can further ensure our embedding of F_1 maps the vertices in $V(F_1) \cap N_T(r)$ into the set $\bigcup V(X) \cap N_G(x)$. This ensures the embedding is compatible with r being mapped to x .

It remains to embed F_2 into C'_2 . We can do this greedily by applying Fact 2.2, since $\delta(C'_2) \geq k/2 \geq |F_2|$, and x has at least $\sqrt{\gamma}|C'_2| \geq \Delta$ neighbours in C'_2 . Thus, altogether we have found a valid embedding of T in G , a contradiction. This concludes Case 1.

Case 2: $|\text{Odd}_T(r)| < |\text{Even}_T(r)|$.

By choice of r and Corollary 3.4(2), all components of $T - r$ have at most $\lfloor k/2 \rfloor$ vertices. Let B be a component of $T - r$ of largest size. First suppose that $|B| > \alpha k$. In this case, $T - B$ is a tree on less than $k - \alpha k + 1$ vertices, so that by Fact 3.1, the larger bipartition class of $T - B$ has at most $(1 - 1/\Delta)(1 - \alpha + 1/k)k$ vertices. Thus, denoting the bipartition classes $(V(T - B) \cap \text{Even}_T(r)) \cup \{r\}$ and $V(T - B) \cap \text{Odd}_T(r)$ of $T - B$, by ℓ_1 and ℓ_2 , respectively, we have $\ell_1 \leq (1 - 1/\Delta)(1 - \alpha + 1/k)k$, as well as $\ell_2 \leq k/2$ by assumption of Case 2.

Similarly as in Case 1, we have $d_{R_1}(w) \geq (1 + 100\sqrt{\gamma})\ell_2 \cdot \frac{|R_1|}{|C'_1|}$ for every $w \in X$. Since more than half of all neighbours of x in H'_x lie in C'_1 and all of those lie in $\bigcup V(X)$, and since $\beta < 2/3\Delta < (1 - \alpha)/\Delta$, it follows that

$$\begin{aligned} |X| &\geq |N_G(x) \cap V(C'_1)| \cdot \frac{|R_1|}{|C'_1|} \geq (1 - \alpha - \beta + \varepsilon/2)k \cdot \frac{|R_1|}{|C'_1|} \geq (1 + 100\sqrt{\gamma})(1 - 1/\Delta)(1 - \alpha + 1/k)k \cdot \frac{|R_1|}{|C'_1|} \\ &\geq (1 + 100\sqrt{\gamma})\ell_1 \cdot \frac{|R_1|}{|C'_1|}. \end{aligned}$$

Again the conditions of Lemma 4.8 are satisfied, now with $G_{4.8} = C'_1$, $R_{4.8} = R_1$, $(k_1)_{4.8} = \ell_1$ and $(k_2)_{4.8} = \ell_2$. Applying the conclusion of this lemma with $F_{4.8} = T - B$, $(A_1)_{4.8} = (V(T - B) \cap \text{Even}_T(r)) \cup \{r\}$, and $(A_2)_{4.8} = V(T - B) \cap \text{Odd}_T(r)$, we have that $T - B$ can be embedded into C'_1 such that $(V(T - B) \cap \text{Even}_T(r)) \cup \{r\}$ goes into $\bigcup V(X)$ and $V(T - B) \cap \text{Odd}_T(r)$ goes into $\bigcup V(Y)$. Moreover, the lemma also allows us to assume that r is mapped into the set $\bigcup V(X) \cap N_G(x)$.

Now, since B is a single component of $T - r$, there is a unique neighbour u of r in B . By Fact 2.2, we embed B such that u is mapped to x and $B - u$ is mapped into C'_2 , noting that this is compatible with the placement of r and thus completes an embedding of T in G .

So, suppose otherwise that $|B| \leq \alpha k$, in particular this means that all components of $T - r$ have at most αk vertices. We claim that there exists a partition of $T - r$ into two vertex-disjoint subforests F_1 and F_2 such that $|F_2| \leq |F_1| \leq (1 + \alpha)k/2$. Indeed, let us group the components of $T - r$ into two disjoint subforests F_1 and F_2 , such that the size of F_1 is maximised subject to $|F_1| \leq (1 + \alpha)k/2$. If additionally we have $|F_1| < (1 - \alpha)k/2$, then every component of F_2 must have size greater than αk , otherwise we would add the component to F_1 , contradicting the maximality property. Since this is not possible, then we must have $|F_2| = k - |F_1| \leq (1 + \alpha)k/2$, as desired.

Now, we first map r to x . Since $\delta(C_i) \geq (1 + \alpha)k/2 \geq |F_i|$ for both $i \in \{1, 2\}$, it follows by Fact 2.2 that F_1 can be embedded into C_1 , and F_2 can be embedded into C_2 in such a way that completes a copy of T in G , again a contradiction. This completes Case 2, and the proof of the lemma. \square

7 Exact 2/3: Proof of Theorem 1.9

In this section, we prove Theorem 1.9. With the help of Lemma 5.8, starting with a graph G satisfying $\delta(G) \geq 2k/3$ and $\Delta(G) \geq k$, we find a subgraph in G that looks somewhat like the extremal example in Figure 1. Similarly as in previous proofs, we take a highest degree vertex x in G and find two rich subgraphs in G (as per Definition 5.1), and call them C_1 and C_2 , in which x has almost all of its neighbours. In particular, the subgraph induced on $\{x\} \cup V(C_1) \cup V(C_2)$ is composed of two vertex-disjoint subgraphs C_1 and C_2 that both have at most $100k$ vertices and have minimum degree at least $(2/3 - \varepsilon)k$ for some small $\varepsilon > 0$, as well as an additional vertex x that has at least $(1 - \varepsilon)k$ neighbours in $V(C_1) \cup V(C_2)$.

Using this approach allows us to focus our attention only on host graphs of this form, and we tackle the problem in this setting by applying a sequence of stability arguments. There are still quite a few cases to check, for example how well spread the neighbours of x are between C_1 and C_2 , and whether either of C_1 or C_2 is close to being bipartite or not. Throughout this section, we introduce arguments for each of these cases as their own independent lemmas, providing motivation before each one, on how they will relate to the vertex x and subgraphs C_1 and C_2 as described in this paragraph. We conclude the section with the proof of Theorem 1.9, applying each of these intermediary lemmas in turn according to the scenario we are faced with.

7.1 A rich subgraph has a little more than k vertices

Firstly, we focus on graphs with just over k vertices, and provide a short proof that having high minimum degree is sufficient for such a graph to contain every bounded degree forest that is almost spanning. This

will be used to show that both C_1 and C_2 (and more generally the $(2/3 - \varepsilon)$ -periphery of a rich subgraph) cannot have size in the interval $[k + 1, 1.15k]$. We use as a black box a well known theorem due to Komlós, Sárközy and Szemerédi from 2001.

Theorem 7.1 (Komlós, Sárközy and Szemerédi [15]). *For all $\varepsilon > 0$ there exists $c > 0$ such that for all sufficiently large $n \in \mathbb{N}$ the following holds. If G is an n -vertex graph with $\delta(G) \geq (1/2 + \varepsilon)n$, then G contains a copy of every n -vertex tree T with $\Delta(T) \leq cn/\log n$.*

Corollary 7.2. *For all $\Delta \in \mathbb{N}$ and sufficiently large $k \in \mathbb{N}$ the following holds. If G is a graph with $|G| \in [k + 1, 1.15k]$ and $\delta(G) \geq 0.6k$, then G contains a copy of every $(k + 1)$ -vertex forest F with $\Delta(F) \leq \Delta$.*

Proof. Let G and F satisfy the given conditions. Add vertices and edges to F in order to obtain a tree T such that $|T| = |G|$ and $\Delta(T) \leq \Delta$. We have $\delta(G) \geq 0.6k > (1/2 + 0.02)|G|$ so that by Theorem 7.1 G contains a copy of every spanning tree with maximum degree at most Δ . In particular, G contains a copy of T and hence of F . \square

7.2 Neighbours in both sides of a bipartite rich subgraph

Let us now turn our attention to the case where one of the rich subgraphs, say C_1 , is bipartite and the maximum degree vertex x has several neighbours in both parts of C_1 . In order to embed a bounded degree tree T into this structure, we find a central vertex $r \in V(T)$ and start embedding the components of $T - r$ back and forth between the bipartition classes of C_1 . We want to group these components to ensure there is always enough space for the bipartition classes of T to fit in their respective sides of C_1 . To do this, we first find a way to split up our tree accordingly. Recall that for a tree T and a vertex $v \in V(T)$, $\text{Even}_T(v)$ is the set of vertices in T with even distance from v (excluding v itself), and $\text{Odd}_T(v)$ is the set of vertices in T with odd distance from v .

Lemma 7.3. *Every tree T contains a vertex r such that the components B_1, \dots, B_m of $T - r$ can be partitioned into two classes \mathcal{C}_1 and \mathcal{C}_2 such that for both $j \in \{1, 2\}$, we have*

$$\sum_{B_i \in \mathcal{C}_j} |V(B_i) \cap \text{Even}_T(r)| + \sum_{B_i \notin \mathcal{C}_j} |V(B_i) \cap \text{Odd}_T(r)| \leq \left(\frac{2}{3} - \frac{1}{3\Delta(T)} \right) |T| + \frac{1}{2}. \quad (7.1)$$

Proof. For adjacent vertices u and v , let $B_{u,v}$ be the component of $T - u$ that contains v . We write a_u for $|\text{Even}_T(u)|$, b_u for $|\text{Odd}_T(u)|$, $a_{u,v}$ for $|V(B_{u,v}) \cap \text{Even}_T(u)|$ and $b_{u,v}$ for $|V(B_{u,v}) \cap \text{Odd}_T(u)|$. Starting with an arbitrary vertex v_1 , construct a sequence of vertices $(v_i)_{i \in \mathbb{N}}$ such that v_{i+1} maximizes $|a_{v_i,w} - b_{v_i,w}|$ over all neighbours w of v_i . Because T is finite and cycle-free, there exists $i \in \mathbb{N}$ such that $v_{i+2} = v_i$, and we fix $u := v_i$ and $v := v_{i+1}$.

We may assume without loss of generality that $|a_{u,v} - b_{u,v}| \leq |a_{v,u} - b_{v,u}|$. Note that

$$\begin{aligned} a_{v,u} &= |V(B_{v,u}) \cap \text{Even}_T(v)| = |\text{Odd}_T(u) \setminus V(B_{u,v})| = b_u - b_{u,v}, \\ b_{v,u} &= |V(B_{v,u}) \cap \text{Odd}_T(v)| = |\text{Even}_T(u) \setminus V(B_{u,v})| = a_u - a_{u,v}. \end{aligned}$$

Therefore,

$$|a_{u,v} - b_{u,v}| \leq |a_{v,u} - b_{v,u}| = |b_u - b_{u,v} - (a_u - a_{u,v})|.$$

Letting $\ell = 1 + \sum_{w \in N_G(u)} |a_{u,w} - b_{u,w}|$, and noting that $a_u = a_{u,v} + \sum_{w \in N(u) \setminus \{v\}} a_{u,w}$ and $b_u = b_{u,v} + \sum_{w \in N(u) \setminus \{v\}} b_{u,w}$ the above yields

$$\ell \geq 1 + |a_{u,v} - b_{u,v}| + \left| \sum_{w \in N_G(u) \setminus \{v\}} a_{u,w} - b_{u,w} \right| \geq |a_{u,v} - b_{u,v}| + |a_u - a_{u,v} - (b_u - b_{u,v})| \geq 2|a_{u,v} - b_{u,v}|.$$

However, since v maximizes $|a_{u,w} - b_{u,w}|$ over all neighbours of u , this means that $|a_{u,w} - b_{u,w}| \leq \ell/2$ for all $w \in N_G(u)$. Thus, we may apply Lemma 3.3 to $(|a_{u,w} - b_{u,w}|)_{w \in N_G(v)}$ to obtain a partition $N_G(u) = \mathcal{D}_1 \cup \mathcal{D}_2$ so that for $j \in \{1, 2\}$,

$$\sum_{w \in \mathcal{D}_j} |a_{u,w} - b_{u,w}| \leq \frac{2\ell}{3}.$$

Let

$$\mathcal{C}_j = \{w \in N_G(u) : w \in \mathcal{D}_j \text{ and } a_{u,w} \geq b_{u,w}\} \cup \{w \in N_G(u) : w \notin \mathcal{D}_j \text{ and } a_{u,w} < b_{u,w}\},$$

i.e., we want the bigger partition class of the component $B_{u,w}$ to contribute to (7.1) for j , when $w \in \mathcal{D}_j$. This gives

$$\sum_{w \in \mathcal{C}_j} a_{u,w} + \sum_{w \in N_G(u) \setminus \mathcal{C}_j} b_{u,w} = \sum_{w \in N_G(u)} \min(a_{u,w}, b_{u,w}) + \sum_{w \in \mathcal{D}_j} |a_{u,w} - b_{u,w}| \leq \frac{|T| - \ell}{2} + \frac{2\ell}{3}, \quad (7.2)$$

which is at most $|T|/2 + \ell/6$. However, by Fact 3.1, ℓ is bounded by

$$\ell \leq 1 + \sum_{w \in N_G(u)} |B_{u,w}| - 2 \left(\frac{|B_{u,w}| - 1}{\Delta} \right) \leq 1 + (|T| - 1) - \frac{2(|T| - 1)}{\Delta} + \frac{2d(u)}{\Delta} \leq |T| - \frac{2|T|}{\Delta} + 3.$$

This implies that (7.2) is at most

$$\frac{|T|}{2} + \frac{\ell}{6} \leq \frac{|T|}{2} + \frac{|T|}{6} - \frac{|T|}{3\Delta} + \frac{1}{2} = \left(\frac{2}{3} - \frac{1}{3\Delta} \right) |T| + \frac{1}{2}.$$

Noting that the left hand side of (7.2) is the same as the left hand side of (7.1) taking $r = u$, this proves the lemma. \square

As hinted at earlier, we now use Lemma 7.3 to embed trees into bipartite graphs with minimum degree close to $2k/3$ and with an additional vertex having at least Δ neighbours in both parts.

Lemma 7.4. *For all $\Delta, k \in \mathbb{N}$ with $k > 6\Delta$ the following holds. Let G be a graph and $x \in V(G)$ be such that $\delta(G - x) \geq (2/3 - 1/6\Delta)k$ and $G - x$ is bipartite with parts Y_1, Y_2 . If x has at least Δ neighbours both in Y_1 and in Y_2 , then G contains a copy of every k -edge tree T with $\Delta(T) \leq \Delta$.*

Proof. Let T be as in the statement and apply Lemma 7.3 to obtain a root r in T and a partition of the components B_1, \dots, B_m of $T - r$ into classes \mathcal{C}_1 and \mathcal{C}_2 , satisfying (7.1). We will greedily construct an embedding $\phi : T \hookrightarrow G$ such that

- (i) $\phi(r) = x$ and $\phi(N_T(r)) \subseteq N_G(x)$,
- (ii) $\phi\left(\bigcup_{B_i \in \mathcal{C}_j} V(B_i) \cap \text{Odd}_T(r)\right) \subseteq Y_j$ for both $j \in \{1, 2\}$, and

(iii) $\phi\left(\bigcup_{B_i \in \mathcal{C}_j} V(B_i) \cap \text{Even}_T(r)\right) \subseteq Y_{3-j}$ for both $j \in \{1, 2\}$.

We order vertices of T such that their distance to r is ascending, and embed them using this order, starting with $\phi(r) = x$. Note that for both $j \in \{1, 2\}$, the set $\bigcup_{B_i \in \mathcal{C}_j} V(B_i) \cap N_T(r)$ contains at most Δ vertices. Thus it is possible to greedily embed all vertices from $\bigcup_{B_i \in \mathcal{C}_j} V(B_i) \cap N_T(r)$ into $N_G(x) \cap V(Y_j)$, maintaining properties (i) and (ii). Suppose now we wish to embed a vertex $u \in V(T)$ at distance $d \geq 2$ from r , having already embedded all closer vertices, including the unique neighbour u' of u that has distance $d - 1$ from r . If d is odd and u is contained in one of the components of \mathcal{C}_j , then $\phi(u') \in Y_{3-j}$ by property (iii), and so all of its neighbours are in Y_j . Assuming all previously embedded vertices do not contradict properties (ii) or (iii), by (7.1), the number of vertices already embedded into Y_j is at most

$$\sum_{B_i \in \mathcal{C}_j} |V(B_i) \cap \text{Odd}_T(r)| + \sum_{B_i \in \mathcal{C}_{3-j}} |V(B_i) \cap \text{Even}_T(r)| - 1 \leq \left(\frac{2}{3} - \frac{1}{3\Delta}\right) |T| - \frac{1}{2}.$$

Since all neighbours of $\phi(u')$ in $G - x$ belong in Y_j , and $\delta(G - x) \geq (2/3 - 1/6\Delta)k$, we have

$$|N_{G-x}(\phi(u')) \cap Y_j| - \left(\frac{2}{3} - \frac{1}{3\Delta}\right) |T| + \frac{1}{2} > \frac{k}{6\Delta} - 1 > 0.$$

Therefore we can greedily find an unused neighbour of $\phi(u')$ in Y_j to embed u into, so that (i) holds. By a symmetric argument, if d is even, we can greedily embed u to a vertex in Y_{3-j} in order to satisfy (iii). \square

7.3 Many neighbours in one large rich subgraph

Our next lemma will be used to rule out the case where x sends almost all of its neighbours to only one rich subgraph, C_1 , if $|C_1|$ is large. It is proved without too much difficulty using the machinery of Besomi, Pavez-Signé and Stein given in Subsection 4.1, and a few of the simple facts about the preservation of cut-density to reduced graphs from Section 4.

Lemma 7.5. *For all $\Delta \in \mathbb{N}$ there exists $\varepsilon > 0$ such that for all $\rho > 0$ and sufficiently large $k \in \mathbb{N}$ (in terms of Δ , ε and ρ) the following holds. Let T be a k -edge tree with $\Delta(T) \leq \Delta$. Let G be a ρ -cut-dense graph such that $\delta(G) \geq (2/3 - \varepsilon)k$ and $\Delta(G) \geq (1 - \varepsilon)k$. If $|G| \in [1.1k, 100k]$ then G contains a copy of T .*

Proof. Let $\varepsilon > 0$ be sufficiently small in terms of Δ , let $\rho > 0$, and let $\gamma > 0$ be sufficiently small in terms of ε , Δ and ρ . Let M_0 and N_0 be the outputs of Lemma 4.1 when applied with $\gamma_{4.1} = \gamma$ and $(m_0)_{4.1} = \gamma^{-1}$. Let k be sufficiently large in terms of all other parameters. Suppose that G and T satisfy the conditions of the lemma but that T does not embed in G . Let k_1 denote the size of the larger bipartition class of T .

Let $x \in V(G)$ be such that $d_G(x) = \Delta(G) \geq (1 - \varepsilon)k$. By Fact 4.3, $G - x$ is $\rho/2$ -cut-dense. We apply Lemma 4.1 with $\gamma_{4.1} = \gamma$ and $\eta_{4.1} = 5\sqrt{\gamma}$ to $G - x$ to obtain a subgraph $H \subseteq G - x$ and a $(\gamma, 5\sqrt{\gamma})$ -partition of H , with corresponding $(\gamma, 5\sqrt{\gamma})$ -reduced graph R , satisfying $|R| \leq M_0$. Note that R satisfies (R1) and (R2) from Theorem 4.7. In particular, $|H| > (1 - \gamma)|G|$ and $d_H(v) > d_G(v) - (\gamma + 5\sqrt{\gamma})|G| \geq (2/3 - 2\varepsilon)k$ for all $v \in V(H)$. Furthermore, x has at least $(1 - 2\varepsilon)k$ neighbours in H . By Fact 4.3, H is $(\rho/2 - 2\gamma - 10\sqrt{\gamma})$ -cut-dense. By Facts 4.2 and 4.4 it follows that $\delta(R) \geq (2/3 - 2\varepsilon)|R|$ and R is connected.

Since $|G| \geq 1.1k$, R must be bipartite as otherwise we arrive at a contradiction to (R1). Thus, we may assume R is bipartite with parts X and Y . (R2) implies that both X and Y have at most $(1 + \sqrt[4]{\gamma})k_1$.

$|R|/|H|$ vertices. Define $A = \bigcup V(X)$ and $B = \bigcup V(Y)$. Since x has at least $(1 - 2\varepsilon)k$ neighbours in $A \cup B$, it follows easily that x has at least Δ neighbours in both A and in B .

Every $U \in V(R)$ is an independent set in H by definition of a regular partition. So, if there exists an edge uv of H contained in either A or B , then there exist distinct $U, U' \in X$ or $U, U' \in Y$ respectively, such that $u \in U$ and $v \in U'$. Again by definition of a regular partition, we must have $d(U, U') > 5\sqrt{\gamma}$, so that $UU' \in E(R)$, contradicting that $X \cup Y$ is a bipartition of R . It follows that H is also bipartite with parts A and B .

Finally, assuming $2\varepsilon < 1/6\Delta$, we have $\delta(H) \geq (2/3 - 1/6\Delta)k$, and therefore applying Lemma 7.4 with $G_{7.4} = H \cup \{x\}$, $(Y_1)_{7.4} = A$ and $(Y_2)_{7.4} = B$, we find a copy of T in G . This concludes the proof of the lemma. \square

7.4 Many neighbours in two rich subgraphs, and there is a path out of one into another rich subgraph

Our next scenario surrounds the following case. Suppose the high degree vertex x has Δ neighbours in both C_1 and C_2 (playing the roles of A and B_1 in the next lemma), that satisfy some additional connectivity conditions to be discussed later. If there exist adjacent vertices a and b in $G - x$ such that a has at least 2Δ neighbours in C_1 and b has at least 2Δ neighbours in a different rich subgraph (B_2 in the lemma), then every bounded degree k -edge tree can be embedded. One can think of the edge ab as a means to escape out of C_1 and reach another rich subgraph, which will also have high minimum degree. So, we can split off a branch from T and place it outside C_1 , preventing C_1 from reaching capacity (a bit like how there is a space issue in the extremal example from Figure 1). When proving the next lemma, we start by finding a central vertex $r \in V(T)$ as in Fact 3.2 and reduce to the case where the two largest branches of $T - r$ have size very close to $k/3$, as this is the situation where we incur most problems, again showing similarities to the extremal example. The embedding process is depicted in Figure 3.

Lemma 7.6. *For all $\Delta \in \mathbb{N}$ there exists $\varepsilon > 0$ such that for all sufficiently large $k \in \mathbb{N}$ the following holds. Let T be a k -edge tree with $\Delta(T) \leq \Delta$. Let G be a graph containing a vertex x and sets $A, B_1, B_2 \subset V(G) \setminus \{x\}$ such that x has at least Δ neighbours in both A and B_1 , $\delta(G[A]) \geq (2/3 - \varepsilon)k$, and for both $i \in \{1, 2\}$ we have $\delta(G[B_i]) \geq (2/3 - \varepsilon)k$ and $A \cap B_i = \emptyset$. Additionally suppose that for all $\ell \in \mathbb{N}$ satisfying $\ell \leq 2k/5$, and for all $A' \subseteq A$ satisfying $|A'| \geq |A| - 2\Delta$, if $y, z \in A'$ are distinct vertices, then $G[A']$ contains a yz -path of length in the interval $[\ell + 1, \ell + 24000]$. If $G - x$ contains vertices a, b such that $ab \in E(G)$, $a \in L_{2\Delta}(A)$ and $b \in L_{2\Delta}(B_2)$, then G contains a copy of T .*

Proof. Let $k^{-1} \ll \varepsilon \ll \Delta^{-1}$. Suppose to the contrary that the conditions of the lemma are satisfied but that T does not embed in G . By Fact 3.2 there exists $r \in V(T)$ such that all components S_1, \dots, S_t of $T - r$ have size at most $\lceil k/2 \rceil$, and consider it to be the root of T . Note that $\sum_{i \in [t]} |S_i| = k$ and $t \leq \Delta$, and without loss of generality we may assume $|S_1| \geq |S_2| \geq \dots \geq |S_t|$.

Claim 7.6.1. *There does not exist $I \subset [t]$ such that $(1/3 + \varepsilon)k \leq \sum_{i \in I} |S_i| \leq (2/3 - \varepsilon)k$.*

Proof of claim. Suppose such an I exists, let F_1 be the subforest of T given by $\bigcup_{i \in I} S_i$, and let F_2 denote the subforest given by $\bigcup_{i \notin I} S_i = (T - r) - F_1$, noting that $|F_2| = k - |F_1|$. Since $|F_1| \in [(1/3 + \varepsilon)k, (2/3 - \varepsilon)k]$, we also have $|F_2| \in [(1/3 + \varepsilon)k, (2/3 - \varepsilon)k]$. Applying Fact 2.2 with $G[A \cup \{x\}]$, $F_1 \cup \{r\}$ and $(2/3 - \varepsilon)k$

playing the roles of G , T and d respectively, we find a copy of $F_1 \cup \{r\}$ in $G[A \cup \{x\}]$ such that r is embedded at x and the forest F_1 is embedded into $G[A]$. Using an identical argument, $F_2 \cup \{r\}$ can be embedded into $G[B_1 \cup \{x\}]$ such that r is embedded at x . Since A and B_1 are vertex-disjoint, this yields a valid embedding of T in G , a contradiction. \blacksquare

Claim 7.6.2. *We have $t \geq 3$ and $(1/3 - 2\varepsilon)k \leq |S_2| \leq |S_1| \leq (1/3 + \varepsilon)k$.*

Proof of claim. It follows from Claim 7.6.1 that $|S_i| \leq (1/3 + \varepsilon)k$ for all $i \in [t]$, whence it is clear that $t \geq 3$. Let $J \subset [t]$ be such that $\sum_{j \in J} |S_j|$ is maximised amongst all subsets of $[t]$ satisfying $\sum_{j \in J} |S_j| \leq (2/3 - \varepsilon)k$, noting that Claim 7.6.1 implies $\sum_{j \in J} |S_j| < (1/3 + \varepsilon)k$. For every $i \in [t] \setminus J$, we must have $|S_i| > (1/3 - 2\varepsilon)k$, as otherwise we could replace J by $J \cup \{i\}$ and contradict the maximality property. Since $J \neq [t]$, such an i exists, and in particular the largest component S_1 of $T - r$ has size greater than $(1/3 - 2\varepsilon)k$.

Next, note that if for any $j \in [t] \setminus \{1\}$ we have $3\varepsilon k \leq |S_j| \leq (1/3 - 2\varepsilon)k$, then $(1/3 + \varepsilon)k \leq |S_1| + |S_j| \leq (2/3 - \varepsilon)k$ so taking $I = \{1, j\}$ gives a contradiction to the Claim 7.6.1. On the other hand, since $t \leq \Delta$ and $|\bigcup_{j=2}^t S_j| = k - |S_1| \geq (2/3 - \varepsilon)k$, then by averaging we must have $|S_2| \geq (2/3 - \varepsilon)k/(\Delta - 1) \geq 3\varepsilon k$. It follows that $|S_2| > (1/3 - 2\varepsilon)k$, proving the claim. \blacksquare

Note by Claim 7.6.2 that $\Delta \geq 3$. We now construct a path $P_T = p_0 p_1 \dots p_m$ in T where $p_0 = r$, p_m is a leaf, and p_1, \dots, p_m all belong to the component S_1 as follows. Recall that $T(p_i)$ is the subtree of T induced on p_i and its descendants. Choose p_1 to be the unique neighbour of r in S_1 , and for $i \geq 2$ such that p_{i-1} is not a leaf in T , let p_i be a child of p_{i-1} that maximises $|T(p_i)|$ (choosing arbitrarily if there is a tie). Note that $T(p_0) \supset T(p_1) \supset \dots \supset T(p_m)$. Since every vertex in T except the root has at most $\Delta - 1$ children, then for every $i \in [m]$, we have

$$|T(p_{i+1})| \geq \frac{|T(p_i)|}{\Delta}. \quad (7.3)$$

Let ℓ be the maximum element of $[m]$ such that $|T(p_\ell)| > k/6$, noting that $\ell \geq 1$ since $|T(p_1)| = |S_1| > k/6$. So, $|T(p_{\ell+1})| \leq k/6$. On the other hand, by (7.3), we have $|T(p_{\ell+1})| > k/6\Delta$.

Before we begin our embedding process, we reserve some disjoint sets of vertices for future use. First choose distinct $y, y' \in (A \cap N_G(x)) \setminus \{a\}$, and choose $Y_B \subseteq (B_1 \cap N_G(x)) \setminus \{b\}$ to have size Δ . Similarly, we can take $Z_A \subseteq (A \cap N_G(a)) \setminus \{y, y'\}$ of size $\Delta + 1$ and $Z_B \subseteq (B_2 \cap N_G(b)) \setminus Y_B$ of size Δ .

Let $a' \in Z_A$ be chosen arbitrarily. Let $A' = (A \setminus (Z_A \cup \{a, y\})) \cup \{a', y'\}$, and note that $|A'| \geq |A| - 2\Delta$. Since $\ell \leq |S_1| < 2k/5$, by assumption $G[A']$ contains a $y'a'$ -path $P_{A'}$ of length L for some $L \in [\ell + 1, \ell + 24000]$. We may assume that $k > 6\Delta^{24003}$, which together with (7.3) and the fact that $|T(p_\ell)| > k/6$ implies P_T has length exceeding $\ell + 24003 \geq L + 3$. By (7.3), we have

$$\frac{k}{6\Delta^{24003}} \leq |T(p_{L+3})| \leq |T(p_{\ell+1})| \leq \frac{k}{6}. \quad (7.4)$$

We now construct an embedding ϕ of T in G by embedding different parts of the tree separately, so that each is compatible with all previously embedded vertices. The result is depicted in Figure 3. We note that it is possible that B_1 and B_2 intersect.

We start by defining ϕ for the subpath $p_0 \dots p_{L+1}$ of P_T by $\phi(p_0) = \phi(r) = x$, $\phi(p_1) = y' \in N_G(x)$ and following the path $P_{A'}$ from y' to a' to embed all remaining vertices in order, ending with $\phi(p_{L+1}) = a'$.

We continue by defining $\phi(p_{L+2}) = a$ and $\phi(p_{L+3}) = b$, valid since $a'a, ab \in E(G)$. For every $i \in [L+2]$, define $R_i = T(p_i) - T(p_{i+1})$. Note that R_i is a subtree in S_1 and think of R_i as being rooted at p_i . Observe that R_i and R_j are vertex-disjoint for all distinct i, j , and $T[\bigcup_{j \in [i-1]} V(R_j)] = S_1 - T(p_i)$ for all $i \in [L+3]$. By Claim 7.6.2 and (7.4), we have

$$\sum_{j=1}^{L+2} |R_j| = |S_1| - |T(p_{L+3})| \leq \left(\frac{1}{3} + \varepsilon\right) k - \frac{k}{6\Delta^{24003}} \leq \left(\frac{1}{3} - 3\varepsilon\right) k, \quad (7.5)$$

where we are assuming $\varepsilon < (24\Delta^{24003})^{-1}$.

We will successively embed R_1, \dots, R_{L+1} greedily into $G[A']$ to be compatible with the current image of ϕ . Suppose for some $i \in [L+1]$ that we have already extended ϕ in this way for all R_1, \dots, R_{i-1} . Let $A'_i = (A' \setminus (\phi(\bigcup_{j=1}^{i-1} R_j) \cup V(P_{A'})) \cup \{\phi(p_i)\})$. By (7.5), we have

$$\begin{aligned} \delta(G[A'_i]) &\geq \delta(G[A']) - \left| \bigcup_{j=1}^{i-1} \phi(R_j) \cup V(P_{A'}) \right| \geq \delta(G[A']) - \sum_{j=1}^{L+2} |R_j| \\ &\geq (2/3 - \varepsilon)k - 2\Delta - (1/3 - 3\varepsilon)k \\ &\geq (1/3 + \varepsilon)k > |R_i|, \end{aligned}$$

since $|R_i| < |S_1|$ and using Claim 7.6.2. In particular, $\phi(p_i)$ has at least Δ neighbours in A'_i , and so by Fact 2.2, there exists a copy of R_i in A'_i , with p_i embedded at $\phi(p_i)$. Since this is compatible with the embedding ϕ defined for all previously embedded vertices, this extends ϕ for R_i using this copy. This holds for all $i \in [L+1]$.

By a similar argument, we embed R_{L+2} into A , now also utilising our reserve set Z_A to ensure $a = \phi(p_{L+2})$ still has enough neighbours amongst the set A_{L+2} of vertices in A that are not in the image of ϕ currently. Thus far, everything has been embedded into $A' \cup \{x\}$, so there are no vertices embedded into $Z_A \setminus \{a'\}$. Thus, we know that $a = \phi(p_{L+2})$ has Δ neighbours in $Z_A \setminus \{a'\} \subseteq A_{L+2}$. By (7.5) we have $\delta(G[A_{L+2}]) \geq \delta(G[A]) - \sum_{i \in [L+2]} |R_i| \geq (1/3 + 2\varepsilon)k > |R_{L+2}|$. Again using Fact 2.2, we can find a copy of R_{L+2} in A_{L+2} with p_{L+2} embedded at a , and this is a valid extension for ϕ . Altogether we have $\phi(S_1 - T(p_{L+3})) \subseteq G[A \cup \{a\}]$ and $\phi(p_{L+2}) = a$.

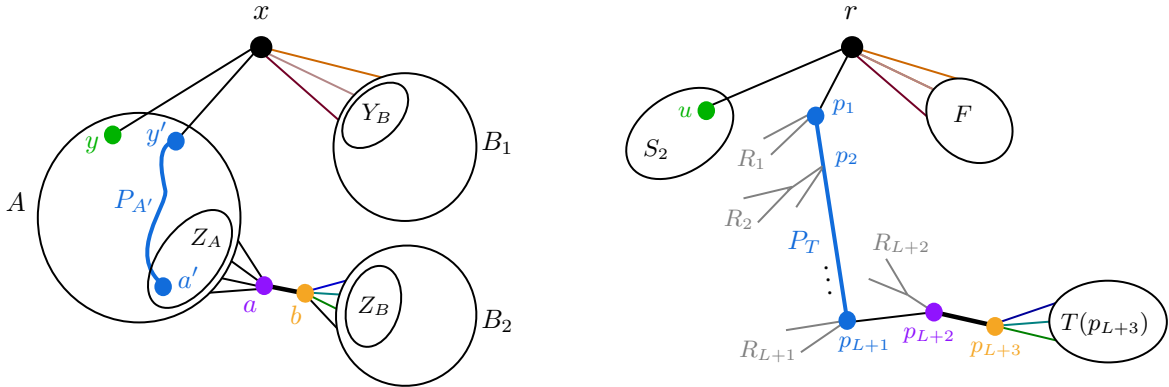


Figure 3: The tree T on the right is embedded into the structure in G on the left, so that the corresponding colours and placement align. Note that B_1 and B_2 need not actually be distinct.

Now let us embed the remainder of S_1 into B_2 . By (7.4), $|T(p_{L+3})| \leq k/6$. Also, $\phi(p_{L+3}) = b$ has Δ neighbours in $Z_B \subset B_2 \setminus Y_B$. Since $\delta(G[B_2 \setminus Y_B]) \geq \delta(B_2) - \Delta > |T(p_{L+3})|$, then we can embed $T(p_{L+3})$ into $G[\{b\} \cup B_2 \setminus Y_B]$ using Fact 2.2 with p_{L+3} embedded at b . Again this extends the embedding ϕ in a suitable way, so that now all of S_1 is embedded into G .

Our next aim is to embed S_2 into the set of unused vertices in A , that is, the vertices in $A \setminus \phi(S_1 - T(p_{L+3}))$. Observe that $y \in A \setminus \{y'\}$ is a neighbour of x that is not in the image of the current partial embedding. Note that $\phi(S_1 - T(p_{L+3})) = \sum_{i \in [L+2]} |R_i| \leq (1/3 - 3\varepsilon)k$ by (7.5). So, we have

$$\delta(G[A \setminus \phi(S_1 - T(p_{L+3}))]) \geq \delta(G[A]) - (1/3 - 3\varepsilon)k \geq (1/3 + 2\varepsilon)k > |S_2|.$$

In particular, y has at least Δ neighbours in $A \setminus \phi(S_1 - T(p_{L+3}))$. Let u be the unique vertex in $N_T(r) \cap V(S_2)$, and let us think of S_2 as being rooted at u . It follows from Fact 2.2 that S_2 embeds in $G[A \setminus \phi(S_1 - T(p_{L+3}))]$ with u rooted at y , and therefore this extends ϕ appropriately to map S_2 into A .

It remains to embed the forest F given by $\bigcup_{j=3}^t S_j$ into the set of unused vertices in B_1 , that is, the vertices in $B_1 \setminus \phi(T(p_{L+3}))$. Note that $|F| = k - |S_1| - |S_2| \leq (1/3 + 4\varepsilon)k$ by Claim 7.6.2. We know that $Y_B \subset B_1 \setminus \phi(T(p_{L+3}))$, and in particular x has at least Δ neighbours in $B_1 \setminus \phi(T(p_{L+3}))$. We have $\delta(G[B_1 \setminus \phi(T(p_{L+3}))]) \geq (2/3 - \varepsilon)k - k/6\Delta \geq (1/3 + 4\varepsilon)k \geq |F|$. Applying Fact 2.2 one final time we embed $T[F \cup \{r\}]$ into this subgraph $G[B_1 \setminus \phi(T(p_{L+3}))]$ with r rooted at x . Extending ϕ to account for this completes our copy of T , and proves the lemma. \square

In order to apply Lemma 7.6, we first need to show that, in every almost spanning subgraph of either C_1 or C_2 , any two vertices can be connected by a path of length in a small fixed range. To prove this, we will need the following result, telling us that cut-density is preserved under some random sparsification. A *p-random* subset of $V(G)$ is one in which every vertex is selected independently with probability p .

Lemma 7.7 (Pokrovskiy [18]). *Let $n^{-1} \ll p, q$. Let G be an n -vertex, q -cut-dense graph. If S is a p -random subset of $V(G)$ then with high probability $G[S]$ is $p^{20q-3}q^3/400$ -cut-dense.*

We now prove Lemma 7.8, which allows us to find the fixed length paths needed for Lemma 7.6. For a vertex $w \in V(G)$ and a subset $A \subseteq V(G)$, we write $d_G(w, A)$ to mean $|N_G(w) \cap A|$.

Lemma 7.8. *For all $\rho > 0$ and sufficiently large $k \in \mathbb{N}$ the following holds. Let G be a ρ -cut-dense graph on $n \leq 100k$ vertices. If $\delta(G) \geq k/2$ then for every natural number $\ell \leq 2k/5$ and every pair of distinct vertices $y, z \in V(G)$, there exists an yz -path of length in the interval $[\ell + 1, \ell + 24000]$ in G .*

Proof. Let $\rho > 0$ and $k \in \mathbb{N}$ be sufficiently large. Let G be as given with vertices $y, z \in V(G)$, and fix $\ell \leq 2k/5$. Let $\rho' = \frac{\rho^3}{400(15)^{20\rho-3}}$. We make the following claim.

Claim 7.8.1. *There exist disjoint sets A_1 and A_2 in $V(G)$ such that*

- (i) $d_G(w, A_i) \geq k/40$ for every $w \in V(G)$ and $i \in \{1, 2\}$;
- (ii) $d_G(w, V(G) \setminus (A_1 \cup A_2 \cup \{y, z\})) \geq 2k/5$ for every $w \in V(G)$; and
- (iii) $G[A_i]$ is ρ' -cut-dense for each $i \in \{1, 2\}$.

Proof of claim. Construct two disjoint random subsets A_1 and A_2 as follows. Independently for each vertex in $V(G)$, place it in A_1 with probability $1/15$, in A_2 with probability $1/15$, and in neither with

probability $13/15$. Fix $i \in \{1, 2\}$. By Lemma 7.7, with high probability $G[A_i]$ is ρ' -cut-dense. For each $w \in V(G)$, $d_G(w, A_i)$ is a binomial random variable with parameters $d_G(w)$ and $1/15$, and we have $\mathbb{E}[d_G(w, A_i)] = d_G(w)/15 \geq k/30$. By a standard application of a Chernoff bound, we have

$$\mathbb{P}\left[d_G(w, A_i) < \frac{k}{40}\right] < \mathbb{P}\left[|d_G(w, A_i) - \mathbb{E}[d_G(w, A_i)]| > \frac{1}{3}\mathbb{E}[d_G(w, A_i)]\right] \leq 2e^{-k/810}.$$

Let $U = V(G) \setminus (A_1 \cup A_2 \cup \{y, z\})$ and let $G' = G[U]$. For each $w \in V(G)$ we have

$$\mathbb{E}[d_G(w, U)] = \frac{13}{15}|N_G(w) \setminus \{y, z\}| = \frac{13}{15}(d_G(w) \pm 2) \geq \frac{5k}{12},$$

so that again a Chernoff bound implies that

$$\mathbb{P}\left[d_G(w, U) < \frac{2k}{5}\right] < \mathbb{P}\left[|d_G(w, U) - \mathbb{E}[d_G(w, U)]| > \frac{1}{25}\mathbb{E}[d_G(w, U)]\right] \leq 2e^{-k/1500}.$$

Applying a union bound over all vertices in G , by choosing k sufficiently large we can assume A_1 and A_2 exist such that properties (i), (ii) and (iii) hold, concluding the proof of the claim. \blacksquare

As in the proof of the claim, take $U = V(G) \setminus (A_1 \cup A_2 \cup \{y, z\})$ and $G' = G[U]$. Furthermore let $H_i = G[A_i]$. It follows from (ii) that $\delta(G') \geq 2k/5 \geq \ell$. Therefore we can greedily construct a path Q_0 in G' of length $\ell - 3$. Let u and v denote its endvertices and note that Q_0 does not intersect with any of A_1 , A_2 and $\{y, z\}$ by choice of U .

By (i) we have $\delta(H_i) \geq k/40$ for each $i \in \{1, 2\}$. Moreover, both y and u have a neighbour in $A_1 \setminus \{z\}$, say y' and u' respectively. Similarly, both z and v have a neighbour in $A_2 \setminus \{y\}$, say z' and v' respectively. Now, for each $i \in \{1, 2\}$ we know that H_i is ρ' -cut-dense, and so it must be connected. By Theorem 2.3, we have

$$\text{diam}(H_i) \leq \frac{3|H_i|}{\delta(H_i)} \leq \frac{3n}{k/40} \leq \frac{300k}{k/40} = 12000.$$

Thus there exists a $y'u'$ -path Q_1 in H_1 , and a $v'z'$ -path Q_2 in H_2 , both of length at most 12000. Taking $P = yy'Q_1u'uQ_0vv'Q_2z'z$ gives a yz -path in G of length in the interval $[\ell + 1, \ell + 24000]$, as desired. \square

7.5 Proof of Theorem 1.9

We now have all the ingredients needed to prove Theorem 1.9.

Proof of Theorem 1.9. Let $\Delta \in \mathbb{N}$ and let $\varepsilon > 0$ be sufficiently small in terms of Δ . For convenience take $\eta = \varepsilon/2$ and let ρ be the output of Lemma 5.8 when applied with $\varepsilon_{5.8} = \varepsilon$ and $\eta_{5.8} = \eta$. Finally let k be sufficiently large in terms of all other parameters.

Let T be a k -edge tree with $\Delta(T) \leq \Delta$. Suppose that G is a graph satisfying $\delta(G) \geq 2k/3$ and $\Delta(G) \geq k$ such that G does not contain a copy of T . Since $\delta(G) \geq ((2/3 - \varepsilon) + \varepsilon)k$, we may apply Lemma 5.8 to G with $\varepsilon_{5.8} = \varepsilon$, $\eta_{5.8} = \eta$ and $a_{5.8} = 2/3 - \varepsilon$ to obtain a collection of vertex-disjoint $(2/3 - 3\varepsilon/4, \rho, k)$ -rich subgraphs C_1, \dots, C_m such that every C_i is ηk -closed, and for every $v \in V(G)$ there exist $i, j \in [m]$ for which $|N_G(v) \setminus (C_i \cup C_j)| < \eta k$. Let $x \in V(G)$ satisfy $d_G(x) = \Delta(G) \geq k$, and without loss of generality assume $|N_G(x) \setminus (C_1 \cup C_2)| < \eta k$.

Case 1: x has at least ηk neighbours in both C_1 and C_2 .

We make the following claim.

Claim 7.8.2. *Let $i \in \{1, 2\}$ and $j \in [m] \setminus \{i\}$. If there exists $a, b \in V(G)$ such that $ab \in E(G)$, $a \in L_{\eta k}(C_i)$ and $b \in L_{\eta k}(C_j)$ then $x \in \{a, b\}$.*

Proof of claim. Let i, j, a, b be as in the claim and suppose $x \notin \{a, b\}$. Note that every $A' \subset V(C_i)$ with $|A'| \geq |C_i| - 2\Delta$ satisfies $\delta(G[A']) \geq \delta(C_i) - 2\Delta \geq k/2$. Applying Lemma 7.8 with $G_{7.8} = G[A']$, we deduce that for every pair of vertices $y, z \in V(C_i)$ and every $\ell \leq 2k/5$, there is a yz -path of length in $[\ell, \ell + 24000]$ in $G[A']$. Then the original graph G satisfies the assumptions of Lemma 7.6 with C_i, C_{3-i} and C_j playing the roles of A, B_1 and B_2 respectively. So, G contains a copy of T , a contradiction. ■

For $i \in \{1, 2\}$ all neighbours of every $a \in L_{\eta k}(C_i) \setminus \{x\}$ lie within $L_{\eta k}(C_i)$. To see this, suppose that $a \in L_{\eta k}(C_i) \setminus \{x\}$ has a neighbour $b \notin L_{\eta k}(C_i)$. Clearly $b \neq x$ by assumption of Case 1. There exist $j_1, j_2 \in [m]$ such that all but ηk neighbours of b are in $V(C_{j_1}) \cup V(C_{j_2})$, and in particular, there exists $j \in [m]$ such that b has at least ηk neighbours in $V(C_j)$. Since $b \in L_{\eta k}(C_j) \setminus L_{\eta k}(C_i)$, we have $i \neq j$ and therefore we arrive at a contradiction with Claim 7.8.2. Thus, we have established that the minimum degree of both $G[L_{\eta k}(C_1) \setminus \{x\}]$ and $G[L_{\eta k}(C_2) \setminus \{x\}]$ is at least $\lfloor 2k/3 \rfloor - 1$. Suppose now that there exists a vertex $a \in L_{\eta k}(C_1) \cap L_{\eta k}(C_2) \setminus \{x\}$. Then $a \in L_{\eta k}(C_1)$ and a has a neighbour $b \in V(C_2) \setminus \{x\}$. In particular, $b \in L_{\eta k}(C_2)$, contradicting Claim 7.8.2. It follows that $G[L_{\eta k}(C_1) \setminus \{x\}]$ and $G[L_{\eta k}(C_2) \setminus \{x\}]$ are vertex-disjoint graphs.

By Corollary 3.4(1) there exists $r \in V(T)$ and a partition of the components of $T - r$ into two vertex-disjoint subforests F_1 and F_2 , both with at most $\lfloor 2k/3 \rfloor$ vertices. For both $i \in \{1, 2\}$, applying Fact 2.2, we can greedily embed the tree $F_i \cup \{r\}$ rooted at r into $G[L_{\eta k}(C_i)]$, such that r is mapped to x , together forming a complete copy of T in G .

Case 2: x has less than ηk neighbours in one of C_1 or C_2 .

Without loss of generality assume that $|N_G(x) \cap C_2| < \eta k$. Note that $\delta(C_1 \cup \{x\}) \geq (2/3 - 3\varepsilon/4)k$ and $G[C_1 \cup \{x\}]$ is ρ -cut-dense. Moreover $\Delta(C_1 \cup \{x\}) \geq |N_G(x) \cap C_1| \geq (1 - \varepsilon)k$. If $|C_1| \geq 1.1k$, then we may apply Lemma 7.5 with $G[C_2 \cup \{x\}]$ playing the role of G to find a copy of T .

This leaves the possibility that $|C_1| < 1.1k$. Let $S = L_{(2/3 - 4\varepsilon)k}(C_1)$, and note that since C_1 is ηk -closed, we have $|S \setminus C_1| < \eta k$, and thus $|S| < 1.15k$. If $|S| > k$, we know that since $\delta[G(S)] > (2/3 - 4\varepsilon)k$, $G[S]$ contains T by Corollary 7.2.

We may therefore assume that $|S| \leq k$, which, as $x \in S$ and $d_G(x) \geq k$, implies that x has a neighbour $y \notin S$. The number of neighbours of y in S is less than $(2/3 - 4\varepsilon)k + |S \setminus C_1| < (2/3 - 3\varepsilon)k$. However, all but at most ηk neighbours of y are in the union of two of the rich subgraphs, whence there has to exist $j \in [m] \setminus \{1\}$ such that $y \in L_{\eta k}(C_j)$. Furthermore, since all but $2\eta k = \varepsilon k$ neighbours of x are in C_1 , the induced subgraph $G[S \cap N_G(x)]$ has size at least $(1 - \varepsilon)k$ and minimum degree at least $(2/3 - 5\varepsilon)k$.

Fix an edge $uv \in E(T)$ with the property that all components of $T - u$ have at most $\lceil k/2 \rceil$ vertices and such that the component T_v of $T - u$ which contains v has size at least k/Δ , possible by Fact 3.2 and since $d_T(u) \leq \Delta$. It follows that the size of the forest $F = T - (\{u\} \cup V(T_v))$ is between $\lfloor k/2 \rfloor$ and $(1 - 1/\Delta)k < (1 - \varepsilon)k$. By Corollary 7.2, there exists an embedding of F into $G[S \cap N_G(x)]$, which we can extend to an embedding of T into G by mapping u to x , v to y , and T_v greedily into C_j . □

8 Second neighbourhood: Proof of Theorem 1.12

As briefly sketched in Subsection 2.1, our approach for proving Theorem 1.12 again begins with an application of Lemma 5.8. We start with a graph G satisfying $\delta(G) \geq (1 + \varepsilon)k/2$ and containing a vertex $x \in V(G)$ whose first and second neighbourhoods both have size at least $(1 + \varepsilon)4k/3$. We find a collection of vertex-disjoint rich subgraphs $(C_i)_{i \in [m]}$ as in Lemma 5.8, and without loss of generality, x has almost all of its (first) neighbours in $V(C_1) \cup V(C_2)$. We consider property (III) from Lemma 5.8 for each of the second neighbours $z \in N_G^2(x)$, and think of the two rich subgraphs C_i and C_j in which z has almost all of its neighbours as being ‘associated’ with z . If there are only few members of $(C_i)_{i \in [m]}$ that are associated with some second neighbour of x , then we can consider the subgraph \hat{G} of G induced on all of the associated rich subgraphs together with $\{x\} \cup N_G(x) \cup V(C_1) \cup V(C_2)$. Then \hat{G} will have bounded size, minimum degree above $k/2$, and will contain enough first and second neighbours of x to conclude via Theorem 1.8.

Now suppose on the other hand that there are many elements of $(C_i)_{i \in [m]}$ that are associated with some second neighbour of x , then we find a large matching in G , where for every edge, one endpoint is in $V(C_1) \cup V(C_2)$, and the other endpoint is a second neighbour of x lying outside of these subgraphs, that has a unique subgraph in $(C_i)_{i \in [m]}$ associated with it. We use these matching edges to ‘escape’ from $C_1 \cup C_2$ to many different rich subgraphs, that are all vertex-disjoint.

In order to embed a tree T in this setup, we will split up T into a subtree S , a matching M , and some additional components of controlled size. We will then forcibly embed the matching M onto the matching edges in G mentioned above, the subtree S into $C_1 \cup C_2$, and the remaining components will be suitably small to fit in the associated rich subgraphs.

Lemma 8.1. *For all $\Delta \in \mathbb{N}$ and sufficiently large $k \in \mathbb{N}$ the following holds. Let T be a k -edge tree with $\Delta(T) \leq \Delta$. There exists a matching M , a tree S , and a forest F in T whose edge sets form a partition of $E(T)$, and satisfy the following properties:*

- (P1) S and F are vertex-disjoint,
- (P2) every edge of M has exactly one endpoint in S and one endpoint in F ,
- (P3) the tree S and every component of F each have at most $\lceil k/2 \rceil$ vertices,
- (P4) all vertices of $V(M) \cap V(S)$, belong in the same bipartition class in T ,
- (P5) the smallest subtree of S containing $V(M) \cap V(S)$ contains at most $\Delta^{4\Delta+1}$ vertices.

Proof. Let $r \in V(T)$ be chosen according to Fact 3.2 so that all components of $T - r$ have size at most $\lceil k/2 \rceil$. For $j \in \mathbb{N}$, let $D_j(r)$ denote the set of vertices at distance exactly j from r .

Recall that for a vertex w , $T(w)$ is the subtree of descendants of w including w itself. For every $j \in \mathbb{N}$ and every $v \in D_j(r)$ that is not a leaf, fix a child \hat{v} of v such that $|T(\hat{v})|$ is maximal among the children of v . We call \hat{v} the *escape vertex* of v .

Let $B = \bigcup_{j=1}^{2\Delta} D_{2j}(r)$ and let X be the set of vertices in B that are *not* a descendant of the escape vertex of a vertex in B , i.e.,

$$X := B \setminus \bigcup_{v \in B} V(T(\hat{v})).$$

We define further

$$F := \bigcup_{v \in X} T(\hat{v}), \quad M := T \left[\bigcup_{v \in X} \{v, \hat{v}\} \right], \quad S := T \left[V(T) \setminus \bigcup_{v \in X} V(T(\hat{v})) \right].$$

It is clear that S and F are disjoint, so that (P1) is satisfied. Furthermore, it follows from the definition of X that $X \subset V(S)$. Thus, every edge in M consists of a vertex $v \in V(S)$ and its unique escape vertex $\hat{v} \in V(F)$, and M is a matching satisfying (P2). Since $V(M) \cap V(S) = X \subset B$, and the vertices in B are those whose distance to r is even and at most 4Δ , and $\Delta(T) \leq \Delta$, we know that (P4) and (P5) hold.

As for (P3), it is clear that every component of F is contained in a component of $T - r$ and therefore has size at most $\lceil k/2 \rceil$ by choice of r . It remains to show that $|S| \leq \lceil k/2 \rceil$. Let R be the subtree of T induced by the vertices of distance at most 4Δ from r , which we know has size at most $\Delta^{4\Delta+1}$. Thus, if we suppose towards a contradiction that $|S| > \lceil k/2 \rceil$, then $|S \setminus R| > k/4$ as k is sufficiently large. However, this implies that

$$k/4 < |S \setminus R| \leq \sum_{v \in X \cap D_{4\Delta}(r)} (|T(v)| - 1) < \frac{1}{2\Delta} \sum_{j=1}^{2\Delta} \sum_{v \in X \cap D_{2j}(r)} (|T(v)| - 1) = \frac{1}{2\Delta} \sum_{v \in X} (|T(v)| - 1).$$

On the other hand, by definition of the escape vertices, we obtain

$$|F| = \sum_{v \in X} |T(\hat{v})| \geq \sum_{v \in X} \frac{|T(v)| - 1}{\Delta},$$

which, by the above, is more than $\lceil k/2 \rceil$. However, since S and F are vertex-disjoint, they cannot both be larger than $\lceil k/2 \rceil$, and the contradiction completes the proof. \square

Our next lemma will provide a mechanism for finding a copy of the subtree S in $C_1 \cup C_2$ (as mentioned at the start of this section) so that the vertices in $V(S) \cap V(M)$ are embedded into a predetermined set.

Lemma 8.2. *For all $\Delta \in \mathbb{N}$ there exists $D > 0$ such that for all $\varepsilon > 0$ and all sufficiently large $k \in \mathbb{N}$ (in terms of Δ , ε and D) the following holds. Let G be a graph with $\delta(G) \geq (1 + \varepsilon)k/2$ and $|G| < 250k$. Let $P \subseteq V(G)$ be such that $|P| \geq D$. Let T be a tree on at most $\lceil k/2 \rceil$ vertices satisfying $\Delta(T) \leq \Delta$. Let $Q \subseteq V(T)$ be such that all vertices in Q are in the same bipartition class in T , and the smallest subtree of T containing Q has size at most $\Delta^{4\Delta+1}$. Then there exists an embedding $\psi : T \hookrightarrow G$ such that $\psi(v) \in P$ for all $v \in Q$.*

Proof. Let $\Delta \in \mathbb{N}$ and let $D > 0$ be sufficiently large in terms of Δ . Let $\varepsilon > 0$ and let $k \in \mathbb{N}$ be sufficiently large in terms of all other parameters. Let R be a random subset of $V(G) \setminus P$ of size $|P|$. For every $p \in P$, we have $d_G(p, G \setminus P) \geq d_G(p) - |P| \geq k/2$ for sufficiently large k , and so $\mathbb{E}[d_G(p, R)] \geq \frac{|R|}{|G|} d_G(p, G \setminus P) \geq \frac{|R|}{250k} \cdot \frac{k}{2} \geq |R|/500$. By linearity, $\mathbb{E}[e_G(P, R)] \geq |P||R|/500 = |P|^2/500$. Thus there exists a set $R \subseteq V(G) \setminus P$ with $|R| = |P|$ such that the bipartite graph H defined on $P \cup R$ with all edges between P and R satisfies $e(H) \geq |P|^2/500 \geq D^2/500$. By the commonly known result of Kővári, Sós and Turán, H contains a copy K of the complete bipartite graph $K_{t,t}$ with $t = \Delta^{4\Delta+1}$, provided D is sufficiently large in terms of Δ .

Let $T_Q \subseteq T$ be the smallest subtree of T containing Q so that $|T_Q| \leq \Delta^{4\Delta+1}$. There exists an embedding $\psi^* : T_Q \hookrightarrow K$ such that the bipartition class of T_Q containing all vertices in Q is embedded into P . We can extend ψ^* to an embedding ψ of T in G by mapping $V(T) \setminus V(T_Q)$ greedily into $V(G) \setminus V(K)$. This is possible since $|T| - |T_Q| \leq \lceil k/2 \rceil$ and every $v \in V(G)$ has at least $(1 + \varepsilon)k/2 - 2t \geq \lceil k/2 \rceil$ neighbours in $V(G) \setminus V(K)$. \square

Before proving Theorem 1.12 we make one final simple observation about finding a large matching in a bipartite graph.

Fact 8.3. *For a bipartite graph B with parts X and Y , such that every vertex in Y has degree at least 1, and every vertex in X has degree at most d , there exists a matching of size $|Y|/d$.*

Proof. Let M be a largest matching in B , let $X' = X \cap V(M)$ and $Y' = Y \cap V(M)$. There is no edge between $X \setminus X'$ and $Y \setminus Y'$, so each $y \in Y$ has at least one neighbour in X' . Therefore, there are at least $|Y|$ edges from Y to X' . Since each $x \in X'$ has at most d neighbours in Y , then we have $|M| = |X'| \geq \frac{|Y|}{d}$, as desired. \square

We are now ready to combine everything to prove Theorem 1.12.

Proof of Theorem 1.12. Let $\Delta \in \mathbb{N}$ and $\varepsilon > 0$. Let D be the output of Lemma 8.2 when applied with Δ , noting that this is independent of ε . We may therefore assume without loss of generality that $\varepsilon < D\Delta/100$ as decreasing ε only strengthens Theorem 1.12. Let $\eta = \varepsilon/8$ and let ρ be the output of Lemma 5.8 when applied with $\varepsilon_{5.8} = \varepsilon$ and $\eta_{5.8} = \eta$. Let γ be sufficiently small in terms of ε and ρ . Let M_0 and N_0 be the outputs of Lemma 4.1 when applied with $\gamma_{4.1} = \gamma$ and $(m_0)_{4.1} = \gamma^{-1}$. Finally, let k be sufficiently large in terms of all other parameters.

Let T be a k -edge tree with $\Delta(T) \leq \Delta$. Suppose that G and x satisfy the assumptions of Theorem 1.12, and that T does not embed in G . Apply Lemma 5.8 to G with $\varepsilon_{5.8} = \varepsilon$, $\eta_{5.8} = \eta$ and $a_{5.8} = 1/2$ to obtain vertex-disjoint $(1/2 + \varepsilon/4, \rho, k)$ -rich subgraphs C_1, \dots, C_m that are each ηk -closed, such that

$$\text{for all } y \in V(G) \text{ there exist } i, j \in [m] \text{ such that } |N_G(y) \setminus (C_i \cup C_j)| < \eta k, \quad (8.1)$$

and, without loss of generality we have $|N_G(x) \setminus (C_1 \cup C_2)| < \eta k$.

Our first goal is to show that the number of neighbours of x cannot be too unbalanced between C_1 and C_2 .

Claim 8.3.1. *In G , x has at least $\varepsilon k/6$ neighbours in both C_1 and C_2 .*

Proof of claim. Without loss of generality suppose to the contrary that $|N_G(x) \cap C_2| < \varepsilon k/6$. Then $|N_G(x) \cap C_1| > d_G(x) - \eta k - \varepsilon k/6 \geq (1 + \varepsilon/8)4k/3$. Apply Lemma 4.1 to C_1 with $\gamma_{4.1} = \gamma$ and $\eta_{4.1} = 5\sqrt{\gamma}$ to obtain a subgraph $H_1 \subseteq C_1$ satisfying $|H_1| \geq (1 - \gamma)|C_1| \geq (1 + \sqrt[4]{\gamma})4k/3$ and $d_{H_1}(v) \geq d_{C_1}(v) - (\gamma + 5\sqrt{\gamma})|C_1| \geq (1 + \sqrt[4]{\varepsilon})k/2$ for every $v \in V(H_1)$, and an $(\gamma, 5\sqrt{\gamma})$ -regular partition $\{U_1, \dots, U_p\}$ of $V(H_1)$. Let R denote the corresponding $(\gamma, 5\sqrt{\gamma})$ -reduced graph. By Fact 4.3, H_1 is $(\rho - 2\gamma - 10\sqrt{\gamma})$ -cut-dense, and thus it follows from Fact 4.4 that R is connected. Note that R must satisfy the conclusions of Theorem 4.7. However, clearly (R3) cannot hold, as R is connected and thus only has one component. Thus we immediately reach a contradiction. \blacksquare

Now, we wish to gain some control over where the second neighbours of x lie. We say that a vertex $z \in V(G)$ is *external* if there exists $j \in [m] \setminus \{1, 2\}$ such that $z \in L_{\eta k}(C_j)$, and *internal* otherwise.

Claim 8.3.2. *Every internal vertex has at least $(1 + \varepsilon/2)k/2$ neighbours in $V(C_1) \cup V(C_2)$.*

Proof of claim. Suppose $z \in V(G)$ is internal, that is, there is no $j \in [3, m]$ for which $z \in L_{\eta k}(C_j)$. We can assume $|N_G(z) \setminus (C_1 \cup C_2)| > \eta k$ as otherwise we are done. Then by (8.1) there exists $j \notin \{1, 2\}$ and $i \in [m]$ for which $|N_G(z) \setminus (C_i \cup C_j)| < \eta k$. Since z is internal, this implies $i \in \{1, 2\}$. In particular, $|N_G(z) \setminus C_i| = |N_G(z) \setminus (C_i \cup C_j)| + |N_G(z) \cap C_j| < 2\eta k$, from which the claim is clear by noting $|N_G(z) \cap C_i| \geq \delta(G) - 2\eta k \geq (1 + \varepsilon/2)k/2$. ■

From now on, let $\text{Ext}(x)$ denote the set of vertices in $N_G^2(x)$ that are external, and let $\text{Int}(x)$ denote the set of vertices in $N_G^2(x)$ that are internal.

Claim 8.3.3. *Every vertex in $N_G(x)$ has fewer than Δ neighbours in $\text{Ext}(x)$, and furthermore, every vertex in $N_G(x)$ is internal.*

Proof of claim. Suppose to the contrary that there is a vertex $y \in N_G(x)$ and a set $Z \subseteq N_G(y) \cap \text{Ext}(x)$ of size Δ . Apply Corollary 3.4(2) to T to obtain $r \in V(T)$ such that $T - r$ has a partition into three subforests F_1, F_2 and F_3 each containing at most $\lceil k/2 \rceil$ vertices and such that F_3 is a tree. For both $i \in \{1, 2\}$, let $G_i = G[C_i \cup \{x\} \setminus (Z \cup \{y\})]$. Then $\delta(G_i - x) \geq \lceil k/2 \rceil$ and there exists an embedding ϕ_i of $F_i \cup \{r\}$ into G_i with r mapped to x , using Fact 2.2 and since by Claim 8.3.1 we have $d_{G_i}(x) \geq \varepsilon k/6 - 1 - \Delta \geq \Delta$.

Since F_3 is a tree, there is a unique vertex u in the set $V(F_3) \cap N_T(r)$, and we consider F_3 to be rooted at u . Let v_1, \dots, v_d denote the children of u in F_3 , where $d < \Delta$, and let W_j denote the children of v_j for each $j \in [d]$, noting again that $|W_j| < \Delta$. For each $z \in Z$ choose an arbitrary $i(z) \in [3, m]$ for which $z \in L_{\eta k}(C_{i(z)})$, which exists because z is external. Construct an embedding ϕ_3 of F_3 as follows. Embed u at y and v_1, \dots, v_d into Z arbitrarily. For each $j \in [d]$ in succession, letting $z_j = \phi_3(v_j)$, we can greedily embed W_j into $C_{i(z_j)} \setminus Z$ since the set $N_G(z') \cap V(C_{i(z_j)}) \setminus (Z \cup \phi_3(\bigcup_{j' < j} W_{j'}))$ has size at least $\eta k - \Delta^2 \geq \Delta$. Now since $\delta(C_{i(z)}) \geq (1/2 + \varepsilon/4)k \geq |F_3|$ for each $z \in Z$, the remainder of the tree F_3 fits greedily in $\bigcup_{z \in Z} C_{i(z)}$.

Since $\phi_1(F_1) \subset V(G_1 - x)$, $\phi_2(F_2) \subset V(G_2 - x)$ and $\phi_3(F_3) \subset \bigcup_{i=3}^m V(C_i) \cup Z \cup \{y\}$ are pairwise disjoint, and the image of x under all three embeddings is r , combining these yields an embedding of T in G , a contradiction. This proves the first part of the claim.

It is now easy to see that every $y \in N_G(x)$ is internal. Indeed, if there exists $j \in [3, m]$ such that $y \in L_{\eta k}(C_j)$, then since all vertices of $V(C_j)$ are external due to the minimum degree condition in C_j , this contradicts the first part of this claim. ■

Now, let us define an *x-peripheral-matching* to be a matching M in G where each edge has one endpoint in $N_G(x)$ and one endpoint in $\text{Ext}(x)$, and such that there exists an injection $f : V(M) \cap \text{Ext}(x) \rightarrow [3, m]$ satisfying $w \in L_{\eta k}(C_{f(w)})$ for every $w \in V(M) \cap \text{Ext}(x)$.

Claim 8.3.4. *There exists an x-peripheral-matching M with at least D edges.*

Proof of claim. For every $w \in \text{Ext}(x)$, note that by (8.1), there are at most two distinct $j \in [m]$ for which $w \in L_{\eta k}(C_j)$. Let $J = \{j \in [3, m] : L_{\eta k}(C_j) \cap \text{Ext}(x) \neq \emptyset\}$.

First suppose that $|J| \leq 2\Delta D$. Recall that x has at most ηk neighbours outside of $V(C_1) \cup V(C_2)$. Let $A \subseteq N_G^2(x)$ be chosen arbitrarily such that $(1 + \varepsilon)4k/3 \leq |A| < 2k$. Let

$$\hat{G} = G \left[\{x\} \cup N_G(x) \cup A \cup \bigcup_{j \in J \cup \{1, 2\}} V(C_j) \right],$$

noting that $|\hat{G}| \leq 1 + \eta k + 2k + (|J| + 2)100k \leq 400\Delta Dk < 4\varepsilon^{-1}k$. Observe that $|N_{\hat{G}}^2(x)| \geq |A| \geq (1 + \varepsilon)4k/3$ and furthermore, $|N_{\hat{G}}(x)| \geq d_G(x) - \eta k \geq (1 + \varepsilon/2)4k/3$.

As for the minimum degree of \hat{G} , note that for vertices $v \in V(C_j)$ for some $j \in J \cup \{1, 2\}$, we have $d_{\hat{G}}(v) \geq \delta(C_j) \geq (1 + \varepsilon/4)k/2$. Using Claims 8.3.2 and 8.3.3, all vertices in $N_G(x) \cup \text{Int}(x)$ have at least $(1 + \varepsilon/4)k/2$ neighbours in $V(\hat{G})$. Finally, our choice of J and (8.1) ensure that every $w \in \text{Ext}(x)$ also has at least $(1 + \varepsilon/4)k/2$ neighbours in $V(\hat{G})$. It follows that $\delta(\hat{G}) \geq (1 + \varepsilon/4)k/2$, and we can apply Theorem 1.8 to \hat{G} to obtain a copy of T in \hat{G} , a contradiction.

Thus we may assume that $|J| > 2\Delta D$. Consider an auxiliary bipartite graph B_1 with vertex classes $\text{Ext}(x)$ and J , such that there is an edge between $w \in \text{Ext}(x)$ and $j \in J$ if and only if $w \in L_{\eta k}(C_j)$. By (8.1) there are at most two rich subgraphs in the collection in which a vertex can have at least ηk neighbours, so $d_{B_1}(w) \leq 2$ for every $w \in \text{Ext}(x)$. On the other hand, $d_{B_1}(j) \geq 1$ for all $j \in J$ by choice of J . Applying Fact 8.3 with $X_{8.3} = \text{Ext}(x)$, $Y_{8.3} = J$ and $d_{8.3} = 2$, we obtain a matching M_1 in B_1 of size at least $|J|/2$. Define $W = \text{Ext}(x) \cap V(M_1)$ so that $|W| \geq |J|/2$ and there exists an injection $f : W \rightarrow [3, m]$ such that $w \in L_{\eta k}(C_{f(w)})$ for each $w \in W$.

Now define another graph B_2 to be the subgraph of G with vertex classes $N_G(x)$ and W and consisting only of edges that go between these two classes. Note that B_2 is bipartite because $N_G(x) \cap \text{Ext}(x) = \emptyset$ by Claim 8.3.3. This claim also tells us that $d_{B_2}(y) \leq \Delta$ for every $y \in N_G(x)$. Conversely $d_{B_2}(w) \geq 1$ for every $w \in W$ since w is a second neighbour of x . Applying Fact 8.3 with $X_{8.3} = N_G(x)$, $Y_{8.3} = W$ and $d_{8.3} = \Delta$, we obtain a matching M in B_2 of size at least $|W|/\Delta \geq |J|/2\Delta \geq D$. By restricting f to the domain $V(M) \cap \text{Ext}(x)$, we see that M is an x -peripheral-matching with the desired properties. ■

Let M be as in Claim 8.3.4 and let $G^* = G[\{x\} \cup N_G(x) \cup V(C_1) \cup V(C_2)]$. By Claims 8.3.2 and 8.3.3, $\delta(G^*) \geq (1 + \varepsilon/4)k/2$, and further note that $|G^*| \leq 1 + \eta k + 100k + 100k < 250k$. Let $P = V(M) \cap V(G^*)$. In particular, P contains the endpoints of edges of M that are neighbours of x in G , so then $|P| \geq D$.

Apply Lemma 8.1 to partition T into a matching N , a subtree S and a subforest F satisfying the properties (P1) through (P5). Let $Q = V(N) \cap V(S)$ so that by (P5), the smallest subtree of S containing Q has size at most $\Delta^{4\Delta+1}$, and by (P4), all vertices in Q are in the same bipartition class in T . The following process for embedding T using this structure is depicted in Figure 4.

By (P3), $|S| \leq \lceil k/2 \rceil$ and thus we can apply Lemma 8.2 with $\Delta, \varepsilon/4, G^*, S, P, Q$ playing the roles of $\Delta, \varepsilon, G, T, P, Q$ respectively to find an embedding $\psi : S \hookrightarrow G^*$ such that $\psi(v) \in P$ for all $v \in Q$. That is, there is a copy of S in G^* such that the endpoints of edges of N that intersect S are embedded into $V(M) \cap V(G^*)$. We extend this by embedding each edge of N into the corresponding edge of M . It follows from (P2) that for each component $F' \subseteq F$, the unique vertex $u_{F'} \in V(N) \cap V(F)$ has been embedded at a vertex $z_{F'} \in V(M) \cap \text{Ext}(x)$, and there is a $j_{F'} = f(z_{F'})$ such that $z_{F'} \in L_{\eta k}(C_{j_{F'}})$. Because f is

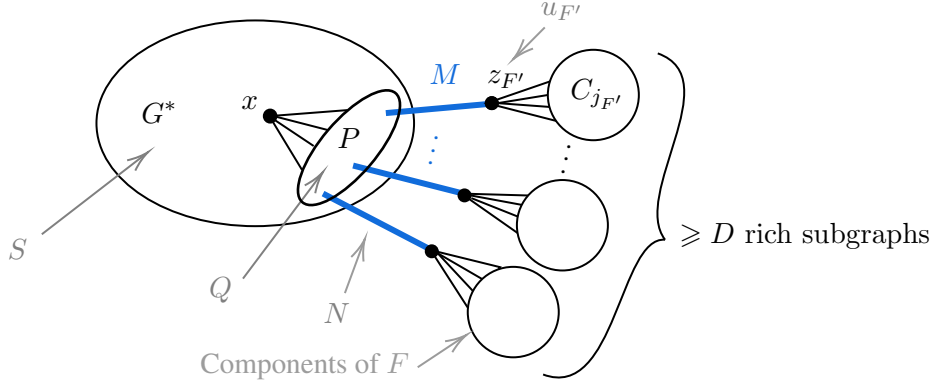


Figure 4: Embedding process using the x -peripheral-matching M .

injective, the indices $\{j_{F'}\}_{F' \subseteq F}$ are distinct. Finally, we can greedily embed each component $F' \subseteq F$ into its own $C_{j_{F'}}$ with $u_{F'}$ rooted at $z_{F'}$ by Fact 2.2 and since $\delta(C_{j_{F'}}) \geq \lceil k/2 \rceil \geq |F'|$ by (P3). This completes the embedding of T in G and therefore concludes the proof of the theorem. \square

9 Conclusion

Extensions to higher degree trees. Currently, the methods used in our overarching proof rely fairly heavily on k being sufficiently large with respect to the constant Δ . Naturally, one would like to push the ideas further to account for trees with higher maximum degrees. Since Theorem 2.1 is applied as a black box early in our proof, the only hope of doing this would be to first find an extension of this theorem to a larger family of trees. As discussed in more detail in [18], there are examples showing that an analogue of Theorem 2.1 cannot be true if we consider trees of linear maximum degree, so perhaps it is more reasonable to see what can be done for trees with sublinear maximum degree.

Tightness of degree combinations. As mentioned in the introduction, the combination of minimum and maximum degree in Conjecture 1.3 is asymptotically best possible for all $\alpha = 1/\ell$ when $\ell \geq 5$ is odd, seen in [3]. This is witnessed by the tree $T_{k,\ell}$ consisting of one root vertex with ℓ children that each have exactly k/ℓ distinct children of their own. The host graph G avoiding $T_{k,\ell}$ is composed of the disjoint union of two copies of a complete bipartite graph with parts of size close to $(1 + \alpha)k/2$ and $(1 - \alpha)k$, and adding a vertex x that has neighbours in the bigger bipartition class in both copies. When $\alpha \in (0, 1/3)$ is not a unit fraction, the authors of [3] show that the conjecture is at least close to being optimal by exhibiting a host graph with minimum degree αk and maximum degree $2(1 - \alpha - O(\alpha^2))k$ that does not contain all k -edge trees. It would be interesting to know the optimal combination of bounds in this regime, and furthermore, the effect of restricting the problem to a family of bounded degree trees, where the example using $T_{k,\ell}$ would not be permissible.

A positive result relating to this, due to Besomi, Pavez-Signé and Stein [3] (discussed further in Subsection 4.1), proves that every dense graph G with minimum degree asymptotically above $k/2$ and maximum degree asymptotically above $4k/3$ contains a copy of every bounded degree tree, provided G avoids a specific structure. Furthermore, we proved Theorem 1.10 via a reduction to Lemma 6.1, which assumes a slightly lower bound on the maximum degree at the cost of assuming a slightly larger minimum degree.

Further exact results. We remark that there seems to be more difficulty in proving exactly (non-asymptotically) the conjectures that only require the minimum degree of the host graph to be at least $k/2$, and not higher, for example Conjectures 1.5 and 1.7. A notable exception is the result of Hyde and Reed [11], proving that there exists a function $g(k)$ such that every graph with minimum degree at least $k/2$ and maximum degree at least $g(k)$ contains a copy of every k -edge tree. One reason for the complexity is that there are several different structures a host graph may take with minimum degree just below $k/2$ and high maximum degree, that do not embed all k -edge trees. The most straightforward instance is given by the complete bipartite graph $K_{m,n}$ where $m = \lfloor k/2 \rfloor - 1$ and n is arbitrarily large, which does not contain any balanced k -edge tree. Alternatively, if G is the union of d vertex-disjoint cliques each with $\lfloor k/2 \rfloor - 1$ vertices, together with an additional vertex x that has exactly one neighbour in each clique, then G can never embed a path on k -edges, no matter how large d is, since it would require us to embed vertices in at least three of the cliques, but all vertices in the path have degree at most two. Similar variations of this also exist that forbid more trees. It seems that proving exact versions of these conjectures is challenging, whilst a very interesting direction.

Directed graph analogues. Several similar questions have been posed in the setting where the host graph is a directed graph, and the fixed size trees are directed/oriented and often satisfy some additional constraints. These types of problems have also received a lot of traction in recent years, see e.g. [5, 9, 12, 13, 23, 24, 25, 26]. Closely related to the results in this paper, one can consider the minimum semi-degree of a directed graph D , to be the minimum of $\delta^+(D)$ and $\delta^-(D)$. Recall that Conjecture 1.1 was proven for spanning trees, i.e., in the case where $|G| = k + 1$, by Reed and Stein [20, 21]. In a similar spirit, Stein [24, Question 6.12] asked whether it is true that every sufficiently large n -vertex digraph of minimum semi-degree exceeding $2n/3$ that has a vertex x satisfying $d^+(x) = d^-(x) = n - 1$ contains every oriented tree on n vertices.

More generally, Stein [24, Problem 6.13] also posed the following problem: Determine the smallest $f(k)$ such that for every $k \in \mathbb{N}$, every oriented graph (or digraph) of minimum semi-degree exceeding $f(k)$ that has a vertex x with both out-degree and in-degree at least k contains each oriented k -edge tree. We must have $f(k) \leq k$ as if the minimum semi-degree is at least k , a greedy argument is sufficient. On the other hand, a directed example obtained by modifying the extremal example in Figure 1 shows that we must have $f(k) \geq 2k/3$. It would be very interesting to know if this lower bound is attained. As evidence towards this, Kontogeorgiou, Santos and Stein [16] recently showed that every large dense digraph of minimum semi-degree asymptotically above $2k/3$ that has a vertex of out-degree and in-degree asymptotically above k contains every balanced anti-directed k -edge tree with bounded maximum degree. It seems plausible that the bounds are identical to those in the graph case, analogous to Conjecture 1.1.

References

- [1] M. Ajtai, J. Komlós, M. Simonovits, and E. Szemerédi. Exact solution of the Erdős–Sós conjecture. <https://imada.sdu.dk/Research/GT2015/Talks/Slides/simonovits.pdf>, 2015. 1
- [2] G. Besomi, M. Pavez-Signé, and M. Stein. Degree conditions for embedding trees. *SIAM Journal on Discrete Mathematics*, 33(3):1521–1555, 2019. 2, 3, 8, 13
- [3] G. Besomi, M. Pavez-Signé, and M. Stein. Maximum and minimum degree conditions for embedding trees. *SIAM Journal on Discrete Mathematics*, 34(4):2108–2123, 2020. 2, 3, 13, 42
- [4] G. Besomi, M. Pavez-Signé, and M. Stein. On the Erdős–Sós conjecture for trees with bounded degree. *Combinatorics, Probability and Computing*, 30:1–21, 02 2021. 1

- [5] B. Chen, X. Hou, and X. Zhou. Long antipaths and anticycles in oriented graphs. *Discrete Mathematics*, 348(5):114412, 2025. [43](#)
- [6] D. Conlon, J. Fox, and B. Sudakov. Cycle packing. *Random Structures & Algorithms*, 45(4):608–626, 2014. [5](#)
- [7] P. Erdős. Extremal problems in graph theory. In *Theory of Graphs and Its Applications, Proc. Sympos. Smolenice*, pages 29–36, 1964. [1](#)
- [8] P. Erdős, J. Pach, R. Pollack, and Z. Tuza. Radius, diameter, and minimum degree. *Journal of Combinatorial Theory, Series B*, 47(1):73–79, 1989. [8](#)
- [9] A. Grzesik and M. Skrzypczyk. Antidirected paths in oriented graphs. *arXiv preprint arXiv:2506.11866*, 2025. [43](#)
- [10] F. Havet, B. Reed, M. Stein, and D. Wood. A variant of the Erdős-Sós conjecture. *Journal of Graph Theory*, 94(1):131–158, 2020. [2](#), [8](#)
- [11] J. Hyde and B. Reed. Graphs of minimum degree at least $\lfloor d/2 \rfloor$ and large enough maximum degree embed every tree with d vertices. *Procedia Computer Science*, 223:217–222, 2023. [3](#), [43](#)
- [12] A. Kathapurkar and R. Montgomery. Spanning trees in dense directed graphs. *Journal of Combinatorial Theory, Series B*, 156:223–249, 2022. [43](#)
- [13] T. Klimošová and M. Stein. Antipaths in oriented graphs. *Discrete Mathematics*, 346(9):113515, 2023. [43](#)
- [14] J. Komlós and M. Simonovits. Szemerédi’s regularity lemma and its applications in graph theory. Technical report, Center for Discrete Mathematics & Theoretical Computer Science, 1995. [10](#)
- [15] J. Komlós, G. Sárközy, and E. Szemerédi. Spanning trees in dense graphs. *Combinatorics, Probability and Computing*, 10(5):397–416, 2001. [28](#)
- [16] G. Kontogeorgiou, G. Santos, and M. Stein. Antidirected trees in directed graphs. *arXiv preprint arXiv:2501.11726*, 2025. [43](#)
- [17] R. Montgomery. Spanning trees in random graphs. *Advances in Mathematics*, 356:106793, 2019. [9](#)
- [18] A. Pokrovskiy. Hyperstability in the Erdős-Sós conjecture. *Preprint, arXiv:2409.15191*, 2024. [1](#), [5](#), [8](#), [34](#), [42](#)
- [19] A. Pokrovskiy. Notes on embedding trees in graphs with $O(|T|)$ -sized covers. *Preprint, arXiv:2409.15189*, 2024. [5](#), [8](#), [10](#)
- [20] B. Reed and M. Stein. Spanning trees in graphs of high minimum degree with a universal vertex I: An asymptotic result. *Journal of Graph Theory*, 102(4):737–783, 2023. [2](#), [43](#)
- [21] B. Reed and M. Stein. Spanning trees in graphs of high minimum degree with a universal vertex II: A tight result. *Journal of Graph Theory*, 102(4):797–821, 2023. [2](#), [43](#)
- [22] V. Rozhoň. A local approach to the Erdős-Sós conjecture. *SIAM Journal on Discrete Mathematics*, 33:643–664, 01 2019. [1](#)
- [23] J. Skokan and M. Tyomkyn. Alternating paths in oriented graphs with large semidegree. *arXiv preprint arXiv:2406.03166*, 2024. [43](#)
- [24] M. Stein. *Oriented Trees and Paths in Digraphs*, page 271–295. London Mathematical Society Lecture Note Series. Cambridge University Press, 2024. [43](#)
- [25] M. Stein and A. Trujillo-Negrete. Antidirected trees in dense digraphs. *SIAM Journal on Discrete Mathematics*, 39(2):698–727, 2025. [43](#)
- [26] M. Stein and C. Zárate-Guerén. Antidirected subgraphs of oriented graphs. *Combinatorics, Probability and Computing*, 33(4):446–466, 2024. [43](#)