

Photon Accelerator in Magnetized Plasma

**S. V. Bulanov^{1,§}, S. S. Bulanov², T. Z. Esirkepov³, G. Gregori⁴, G. M. Grittani¹,
B. K. Russell⁵, A. G. R. Thomas⁶, P. Valenta¹**

¹ ELI Beamlines Facility, The Extreme Light Infrastructure ERIC, Za Radnici 835, Dolni Brezany, 25241, Czech Republic

² Lawrence Berkeley National Laboratory, Berkeley, California 94720, USA

³ National Institutes for Quantum and Radiological Science and Technology (QST), Kansai Photon Science Institute, Kyoto, 619-0215 Japan

⁴ Department of Physics, University of Oxford, Parks Road, Oxford OX1 3PU, Oxford, UK

⁵ Department of Astrophysical Sciences, Princeton University, Princeton, New Jersey 08544, USA

⁶ Gerard Mourou Center for Ultrafast Optical Science, University of Michigan, 2200 Bonisteel Boulevard, Ann Arbor, Michigan 48109, USA

Strong magnetic fields and plasmas are intrinsically linked in both terrestrial laboratory experiments and in space phenomena. One of the most profound consequences of that is the change in relationship between the frequency and the wave number of electromagnetic waves propagating in plasma in the presence of such magnetic fields when compared to the case without these fields. Furthermore, magnetic fields alter electromagnetic wave interaction with relativistic plasma waves, resulting in different outcomes for particle and radiation generation. For a relativistic plasma wave-based photon acceleration this leads to an increased frequency gain, and, thus, potentially to higher efficiency. The influence of a magnetic field leads to quantitative and qualitative change in the properties of photon acceleration, amplifying the increase in the electromagnetic wave frequency.

[§] Email address for correspondence: sergei.bulanov@eli-beams.eu

Contents

I. Introduction	2
II. Photon accelerator in an unmagnetized plasma	4
III. Photon acceleration for circularly polarized electromagnetic waves propagating along a magnetic field	10
a) R-wave.....	13
b) L-wave.....	16
IV. Photon acceleration for linearly polarized electromagnetic waves propagating across a magnetic field	18
V. Photon acceleration for circularly polarized electromagnetic waves propagating along the magnetic field in an electron-positron plasma	21
VI. Conclusion and Discussions.....	24
VII. References	26

I. Introduction

The interaction of intense electromagnetic waves with plasmas of different density and composition almost necessarily leads to the generation of electron density modulations, which can have different properties, including velocities ranging from non-relativistic to relativistic ones. In a rarefied plasma, the relativistic speed of these density modulations is approximately equal to the group velocity of the electromagnetic wave. The interactions of these density modulations with electromagnetic waves, either the ones that generated them or the other ones, lead to changes in the waves' amplitude and frequency. In the case of increasing frequency and amplitude of the wave, this process has been called "photon acceleration", a term introduced by [Wilks et al. 1989](#) (see also [Mendonca 2001](#), as well as [Mironov et al. 1992](#); [Bulanov et al. 1993](#); [Dias et al. 1997](#); [Murphy et al. 2006](#); [Sandberg & Thomas 2023, 2023, 2024](#)). A frequency upshifted and highly intense electromagnetic pulse from a "photon accelerator" and/or an XFEL can be in principle be used to study the otherwise inaccessible regimes of strong field quantum electrodynamics ([Gonoskov et al. 2022](#)) in collisions with high-energy electron beams ([Russel et al. 2025](#)).

Typically, when an electromagnetic wave transfers energy into plasma, a process known as wake wave generation occurs. This process belongs to the range of problems associated with

the interaction of electromagnetic waves with **plasma** waves, which, from a more general point of view, includes the study of the transformation of waves of different types and parametric instabilities, as well as Stimulated Raman scattering of light. Below, we consider only those aspects of photon interactions with wake waves that are directly related to "photon acceleration". Wake waves are actively studied in connection with laser acceleration of electrons within the framework of the laser wake field acceleration (LWFA) paradigm (Tajima & Dawson 1979; Esarey et al. 2009; Picksley et al. 2024). The universal nature of wake acceleration has made it attractive for applications in accelerating high-energy charged particles in space (see Chen et al. 2002; Tajima et al. 2020, where this mechanism is considered in relation to cosmic ray acceleration). Since the amplification of electromagnetic waves with increasing frequency is studied as one of the main mechanisms of high-energy electromagnetic bursts (for example, in particular, Lorimer radio bursts: Lorimer et al. 2007; Petroff et al. 2022; Zhang 2023) generated during supernova explosions and in the magnetospheres of pulsars and magnetars (see Yalenevich & Pen 2022; Colgate & Noerdlinger 1971; Rees 1977; Blandford 1977), it is advisable to expand the photon acceleration paradigm to construct a theory of the emission of intense coherent radiation during cosmic active processes.

In space environment, plasma is almost always embedded in a strong magnetic field that alters the dispersion equation, which determines the relationship between the electromagnetic wave frequency and wavenumber, compared to the typical case of a relativistic laser plasma Harding & Lai 2006. The magnetic field is known to change wake field acceleration of charged particles Hosokai et al. 2006; Bulanov et al. 2013. But here we show that it also leads to a quantitative and qualitative change in the photon acceleration process.

The paper is organized as follows. In the second section, we briefly outline the theory of a photon accelerator in an unmagnetized plasma to illustrate a relatively simple case when compared to a magnetized plasma one. A detailed theory of this process can be found in Mendonca 2001. In the third section, we consider the propagation of circularly polarized electromagnetic waves in plasmas in the presence of magnetic fields, demonstrating the difference between left- and right-handed circular polarization of waves propagating along a magnetic field. The fourth section is devoted to linearly polarized waves propagating perpendicular to a magnetic field, where we show that magnetic field effects alter the acceleration of photons from an extraordinary wave. The fifth

section contains the theory of photon accelerators in magnetized electron-positron plasmas. Finally, we present a conclusion and discussion of the results obtained.

II. Photon accelerator in an unmagnetized plasma

To describe the propagation of a short-wavelength packet of electromagnetic radiation through a plasma, one can use the geometric optics approximation, which is the subject of many works (see [Whitham 1974](#); [Kravtsov & Orlov 1990](#); [Kaufman & Cohen 2019](#); [Dodin et al. 2025](#)). As well known, geometric optics approximation is closely related to the Wentzel–Kramers–Brillouin (WKB) approximation ([Ginzburg 1971](#); [Landau & Lifshitz 1977](#)). The equations of the wave-packet motion described by the coordinate x (the center of the wave packet) and momentum k (carrier wave vector) read as follows

$$\dot{k} = -\partial_x \omega \quad \text{and} \quad \dot{x} = \partial_k \omega. \quad (1)$$

In this expression $\partial_k \omega$ is the group velocity v_g of the electromagnetic wave. The wave phase velocity is $v_{ph} = \omega / k$. Here and below the dot stands for the time derivative. In collisionless plasma, the wave packet frequency dependence on the wave number and plasma parameters is given by

$$\omega(x, k; t) = \sqrt{k^2 c^2 + \omega_{pe}^2(x - v_w t)}. \quad (2)$$

Here $\omega_{pe}(x - v_w t) = \sqrt{4\pi e^2 n(x - v_w t) / m_e}$ is the plasma frequency of the wake wave propagating along the x -direction with the phase velocity v_w , e and m_e are the electron charge and mass, respectively, and $n(x - v_w t)$ is the electron density. For electromagnetic wave propagating in collisionless plasma there is a known relationship between the group and phase velocities:

$$v_g v_{ph} = c^2. \quad (3)$$

Using expression (2) we can write equations (1) in the form

$$\dot{k} = -\frac{\omega_{pe} \partial_x \omega_{pe}}{\sqrt{k^2 c^2 + \omega_{pe}^2(x - v_w t)}} \quad \text{and} \quad \dot{x} = \frac{kc^2}{\sqrt{k^2 c^2 + \omega_{pe}^2(x - v_w t)}} \quad (4)$$

and find the wave number and wave frequency as functions of the wave packet velocity \dot{x} :

$$k = \frac{(\omega_{pe} / c^2) \dot{x}}{\sqrt{1 - \dot{x}^2 / c^2}} \quad \text{and} \quad \omega = \frac{\omega_{pe}}{\sqrt{1 - \dot{x}^2 / c^2}}. \quad (5)$$

The equation of the wave-packet motion takes the form

$$\frac{d}{dt} \left[\frac{(\omega_{pe} / c^2) \dot{x}}{\sqrt{1 - \dot{x}^2 / c^2}} \right] = -\sqrt{1 - \dot{x}^2 / c^2} \partial_x \omega, \quad (6)$$

which is the Euler-Lagrange equation

$$\frac{d}{dt} \left(\frac{\partial \mathcal{L}}{\partial \dot{x}} \right) - \frac{\partial \mathcal{L}}{\partial x} = 0, \quad (7)$$

with the Lagrangian

$$\mathcal{L} = -\omega_{pe} \sqrt{1 - \dot{x}^2 / c^2}. \quad (8)$$

It has a form of the Lagrangian of relativistic particle (e. g. see [Landau & Lifshitz 1971](#); [Akintsov et al. 2023](#)) having a “mass” equal to the Lagmuir frequency, which depends on the coordinate and time, $\omega_{pe}(x - v_w t)$.

Introducing a variable

$$\xi = x - v_w t, \quad (9)$$

allows us to obtain the time independent Lagrangian for photons (i. e. for the short wavelength electromagnetic wave packet)

$$\mathcal{L} = -\omega_{pe}(\xi) \sqrt{1 - (\dot{\xi} + v_w)^2 / c^2}. \quad (10)$$

Differentiating this Lagrangian with respect to time and using the Euler-Lagrange equation

$$\frac{d}{dt} \left(\frac{\partial \mathcal{L}}{\partial \dot{\xi}} \right) - \frac{\partial \mathcal{L}}{\partial \xi} = 0, \quad (11)$$

we obtain

$$\frac{d\mathcal{L}}{dt} = \frac{\partial \mathcal{L}}{\partial t} + \frac{\partial \mathcal{L}}{\partial \xi} \dot{\xi} + \frac{\partial \mathcal{L}}{\partial \dot{\xi}} \ddot{\xi} = \frac{\partial \mathcal{L}}{\partial t} + \frac{d}{dt} \left(\frac{\partial \mathcal{L}}{\partial \dot{\xi}} \right) \dot{\xi} + \frac{\partial \mathcal{L}}{\partial \dot{\xi}} \ddot{\xi} = \frac{\partial \mathcal{L}}{\partial t} + \frac{d}{dt} \left(\frac{\partial \mathcal{L}}{\partial \dot{\xi}} \dot{\xi} \right). \quad (12)$$

In the case of the time independent Lagrangian, $\partial \mathcal{L} / \partial t = 0$, this gives the Jacobi integral conservation

$$\frac{d}{dt} \left(\frac{\partial \mathcal{L}}{\partial \dot{\xi}} \dot{\xi} - \mathcal{L} \right) = \frac{d\mathcal{H}}{dt} = 0. \quad (14)$$

The Jacobi integral is equal to

$$\mathcal{H}(\xi, \dot{\xi}) = \frac{\omega_{pe}(\xi)(1 - \dot{\xi} v_w - v_w^2)}{\sqrt{1 - (\dot{\xi} + v_w)^2 / c^2}}. \quad (15)$$

This is a particular consequence of the Noether theorem, which is applicable to the dynamic systems described within the Lagrange formalism. In terms of the coordinate ξ and momentum

$$\frac{\partial \mathcal{L}}{\partial \dot{\xi}} = \frac{(\omega_{pe}/c^2)(\dot{\xi} + v_w)}{\sqrt{1 - (\dot{\xi} + v_w)^2/c^2}} = k \quad (16)$$

it is equal to the Hamiltonian

$$\mathcal{H}(\xi, k) = \sqrt{k^2 c^2 + \omega_{pe}^2(\xi)} - \beta_w k c, \quad (17)$$

which results in the equations of motion

$$\dot{k} = -\partial_\xi \mathcal{H} = -\frac{\omega_{pe}}{\sqrt{k^2 c^2 + \omega_{pe}^2(\xi)}} \partial_\xi \omega_{pe} \quad (18)$$

and

$$\dot{\xi} = \partial_k \mathcal{H} = \frac{k c^2}{\sqrt{k^2 c^2 + \omega_{pe}^2(\xi)}} - \beta_w c. \quad (19)$$

In these expressions, $\beta_w = v_w / c$ is the normalized velocity of the wake wave.

As we noticed above, time independent Hamiltonian is an integral of motion (it is the Jacobi integral),

$$\mathcal{H}(\xi, k) = h, \quad (20)$$

where h is a constant. Using the relationship $k = \sqrt{\omega^2 - \omega_{pe}^2(\xi)} / c$ we rewrite Eq. (20) in the form

$$\omega - \beta_w \sqrt{\omega^2 - \omega_{pe}^2(\xi)} = h. \quad (21)$$

Its solution can be written in the form of

$$\omega = \frac{h \pm \beta_w \sqrt{h^2 - (1 - \beta_w^2) \omega_{pe}^2(\xi)}}{1 - \beta_w^2}. \quad (22)$$

Substituting this expression into Eq. (19) we obtain

$$\dot{\xi} = \sqrt{1 - \frac{\omega_{pe}^2(\xi)(1 - \beta_w^2)^2}{h \pm \beta_w \sqrt{h^2 - (1 - \beta_w^2) \omega_{pe}^2(\xi)}}} - \beta_w c, \quad (23)$$

which allows us to write the solution of the system of equations (18, 19) in quadrature.

In order to find the maximum frequency upshift we need to analyze the topology of the phase plane of the dynamical system (18, 19). Contours corresponding to a constant value of the

Hamiltonian $\mathcal{H}(\xi, k)$ given by Eq. (17) are presented in Fig. 1 a) for a model dependence of the plasma frequency on the coordinate ξ

$$\omega_{pe}(\xi) = \omega_{pe}(0) \left(\frac{1 + \delta \cos(k_w \xi)}{1 + \delta} \right), \quad (24)$$

here $\beta_w = 0.95$, $\omega_{pe}(0) = 1$, $k_w = 1$, and $\delta = 0.5$. (The case, where the dependence of the plasma frequency on the coordinate ξ , is given by a nonlinear wake wave, was considered in [Esirkepov et al. 2006](#)). Fig. 1 b) shows iso-contours of the Jacobi integral given by Eq. (21).

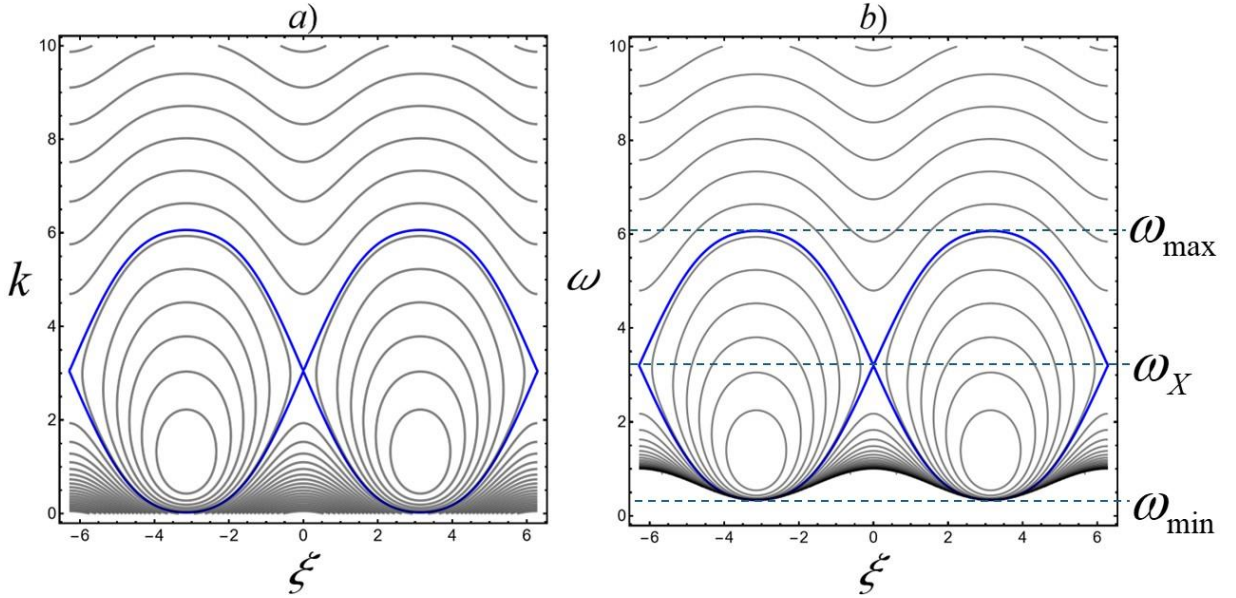


Fig. 1. Contours of constant value of Hamiltonian a) $\mathcal{H}(\xi, k)$ given by Eq. (17) and b) of the Jacobi integral $\mathcal{H}(\xi, \omega)$ given by Eq. (21) for $\beta_w = 0.95$, $\omega_{pe}(0) = 1$, $k_w = 1$, and $\delta = 0.5$. Here ω_{\min} , ω_{\max} , and ω_X are the minimal, maximal frequency on the separatrix whose critical point is $(0, \omega_X)$

As one can see, the trajectories of dynamical system described by Eqs. (18, 19) are either trapped or transient in the (ξ, k) plane. The domain of trapped trajectories is encircled by the separatrix whose branches intersect each other in the unstable point of equilibrium,

$$\xi = \frac{2\pi n}{k_w}, \quad kc = \beta_w \frac{\omega_{pe}(2\pi n)}{\sqrt{1 - \beta_w^2}}, \quad (25)$$

with $n = 0, \pm 1, \pm 2, \dots$, where the local group velocity of the electromagnetic wave packet is equal to the phase velocity of the wake wave. The frequency corresponding to the unstable critical point

$$\omega_X = \beta_w \frac{\omega_{pe}(0)}{\sqrt{1 - \beta_w^2}}, \quad (26)$$

is marked in Fig. 1 b) by a horizontal dashed line.

The coordinates of stable points of equilibrium are

$$\xi = \frac{\pi(2m+1)}{k_w}, \quad kc = \beta_w \frac{\omega_{pe}\pi(2m+1)}{\sqrt{1 - \beta_w^2}}, \quad (27)$$

with $m = 0, \pm 1, \pm 2, \dots$. On the separatrix the constant on the right hand side (r.h.s.) of Eq. (20) equals

$$h = \omega_{pe}(0)\sqrt{1 - \beta_w^2}. \quad (28)$$

The phase plane (ξ, ω) shown in Fig. 1 b) is similar to the (ξ, k) plane with the separatrix determined by the constant in the r.h.s. of Eq. (21) also equal to $h = \omega_{pe}(0)\sqrt{1 - \beta_w^2}$. The coordinates of the critical points on the separatrix in the (ξ, ω) plane are $\xi = \pi n / k_w$ and $\omega = \omega_{pe}(\pi n) / \sqrt{1 - \beta_w^2}$.

The maximum frequency upshift, which is equal to the difference between the maximal and minimal values of the electromagnetic pulse frequency on the trajectory, is reached when the trajectory is the separatrix, i.e. the first integral is equal to $h = \omega_{pe}(0)\sqrt{1 - \beta_w^2}$. Substituting it into expression (22) we obtain the maximum and minimum of the electromagnetic pulse frequency on the separatrix

$$\omega_{\max/\min} = \frac{\omega_{pe}(0) \pm \beta_w \sqrt{\omega_{pe}^2(0) - \omega_{pe}^2(\pi)}}{\sqrt{1 - \beta_w^2}}, \quad (29)$$

corresponding to plus and minus sign in the r.h.s. of this equation, i.-e. the maximum upshifted frequency equals

$$\omega_{\max} = \frac{2\beta_w \sqrt{\omega_{pe}^2(0) - \omega_{pe}^2(\pi)}}{\sqrt{1 - \beta_w^2}}. \quad (30)$$

For $\beta_w \rightarrow 1$ and $\omega_{pe}^2(0) \gg \omega_{pe}^2(\pi/2)$ it is approximately equal to $\omega_{\max} \approx 2\omega_{pe}(0)\gamma_w$, where the gamma-factor equals

$$\gamma_w = 1/\sqrt{1-\beta_w^2}, \quad (31)$$

i.e. it formally follows from Eq. (30) it follows that the upshifted frequency tends to infinity at $\beta_w \rightarrow 1$. The minimum frequency, which can be considered as a wave frequency before interaction with the wake wave or the frequency of the electromagnetic pulse “injected” in the accelerating phase of the photon accelerator, is

$$\omega_{\min} \approx \omega_{pe}(0) \sqrt{\frac{1-\beta_w}{1+\beta_w}} \approx \frac{\omega_{pe}(0)}{2\gamma_w}, \quad (32)$$

as follows from Eq. (22) for $h = \omega_{pe}(0)\sqrt{1-\beta_w^2}$. If it is expressed in terms of the frequency $\omega_0 = \omega_{\min}$, the maximal upshifted frequency can be written as $\omega_m \approx 2\gamma_w^2\omega_0$ for, which is similar to the frequency upshift obtained in the case of a relativistic flying mirror [Bulanov et al. 2003](#); [Kando et al. 2007](#) but is a factor of 2 lower.

Unlike the case of relativistic flying mirrors, the frequency shift of an electromagnetic pulse propagating along a trajectory significantly above or below the separatrix wave on a plane is relatively small, since the reflection coefficient of the electromagnetic wave from the wake crest in this case is zero. Another fundamentally important difference between a photon accelerator and a relativistic plasma mirror is that in the case of a photon accelerator, the accelerated electromagnetic pulse propagates in the same direction as the modulation of the refractive index (see Fig. 1b, where the wave number is always positive), whereas in the case of a relativistic mirror, it can collide with the mirror head-on, which provides a larger frequency shift (see also the discussion in [Bulanov et al. 2012](#)).

Here, we have analyzed the properties of a laser-driven photon accelerator in 1D assuming homogeneous plasma density. These two assumptions significantly simplify the analysis of the problem, making it possible to provide a clear analytical characterization. In general case, the photon acceleration is a 3D process happening in inhomogeneous plasma. However, the full analysis of this process is beyond the scope of this paper. We note that in the case of relativistic mirrors there is a few papers on the multi-dimensional analysis of these phenomena taking place in different plasma environments. For example, 3D effects significantly modify the properties of electromagnetic wave interactions with electron density modulations. The focusing of a laser pulse

by a paraboloidal wake wave (Bulanov & Sakharov 1991; Matlis et al. 2006) leads to a scaling of upshifted frequency with group velocity different from the 1D case (Bulanov et al. 2003; Matlis et al. 2006; Valenta et al. 2021). Other spatial and temporal shapes of electron density modulations can be considered to optimize the reflection and intensification efficiencies as shown in Refs. Bulanov et al. 2003; Bulanov et al. 2012a; Bulanov & Sakharov 1991; Bulanov et al. 2012b; Vincenti 2019; Svirplys et al. 2025. The plasma density inhomogeneity, on the other hand, can result in the dephasingless regime of the photon acceleration (see Refs. Bulanov et al. 1993; Sandberg & Thomas 2023, 2023, 2024). The photon accelerator can be also driven by the electron/proton beams Lamac et al. 2024.

III. Photon acceleration for circularly polarized electromagnetic waves propagating along a magnetic field

In this section we consider circularly polarized electromagnetic waves propagating in plasmas in the presence of a strong magnetic field with the goal to demonstrate the difference between the wave polarizations (left- or right-polarized). The dispersion equation gives the relationship between the wave number and wave frequency for circularly polarized electromagnetic waves propagating along the magnetic field B (Landau & Lifshitz 1984):

$$\frac{k^2 c^2}{\omega^2} = 1 - \frac{\omega_{pe}^2}{\omega(\omega \pm \omega_{Be})}, \quad (33)$$

where $\omega_{Be} = eB/m_e c$ is the electron Larmor frequency. The ion component is assumed to be at rest. The plus and minus signs in the r.h.s. correspond to the left circularly polarized wave (or an L-wave) and to the right circularly polarized wave (or an R-wave) respectively. The latter is often referred to as the whistler mode. The electromagnetic wave can propagate provided that the square of the wave number is positive, i.e., its frequency is bound by the following limits

$$0 < \omega < \omega_{Be} \quad \text{and} \quad \omega > \frac{1}{2} \sqrt{\omega_{Be}^2 + 4\omega_{pe}^2(\xi)} + \omega_{Be} \quad (34)$$

for the R-wave, and

$$\omega > \frac{1}{2} \sqrt{\omega_{Be}^2 + 4\omega_{pe}^2(\xi)} - \omega_{Be} \quad (35)$$

for the L-wave. As we see the denominator in r.h.s. of Eq. (33) vanishes for R-wave when the wave frequency becomes equal to the Larmor frequency. This corresponds to the resonance between the electron Larmor rotation and the electromagnetic wave. In Fig. 2 we present the square of the refraction index $N^2 = k^2 c^2 / \omega^2$ for R- and L waves (black and blue curves) given by the Eq. (33) as a function of the wave frequency ω for $\omega_{pe} = 1$ and $\omega_{Be} = 1.5$. As it was mentioned above the condition for the electromagnetic wave to be able to propagate in plasmas is that the square of the wave number is positive or $N^2 > 0$.

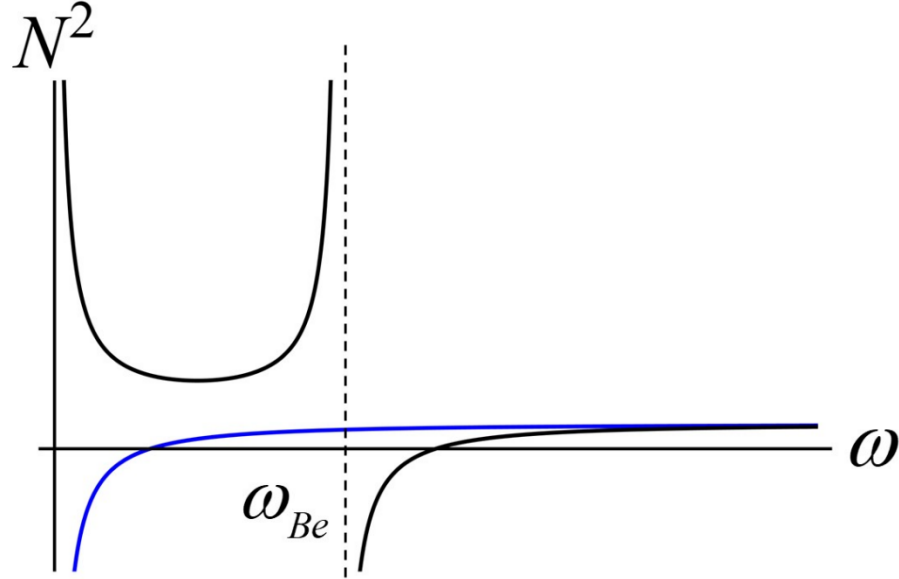


Fig. 2. Square of refraction index for R- and L waves (black and blue curves) given by Eq. (33) as a function of the wave frequency ω for $\omega_{pe}(0) = 1$ and $\omega_{Be} = 1.5$. The waves can propagate in the region of parameters where $N^2 > 0$.

From the dispersion equation (33) we can find the dependence of the wave frequency on the wave number. However, since the equation (33) is cubic algebraic equation of the third order, it is cumbersome and it is therefore convenient to analyze the (ξ, ω) phase space using the Jacobi integral $\mathcal{H}(\xi, \omega) = h$ written in the form

$$\mathcal{H}_R(\xi, \omega) = \omega - \beta_w \sqrt{\omega^2 - \frac{\omega \omega_{pe}^2(\xi)}{\omega - \omega_{Be}}} = h_R \quad (36)$$

for the R-wave, and

$$\mathcal{H}_L(\xi, \omega) = \omega - \beta_w \sqrt{\omega^2 - \frac{\omega \omega_{pe}^2(\xi)}{\omega + \omega_{Be}}} = h_L \quad (37)$$

for the L-wave, respectively.

Using dispersion equation (33) we can derive the expression for the group velocity of the R- and L-waves, $v_g = \partial_k \omega$. It is

$$v_g(\omega; \xi) = c \frac{\sqrt{\omega(\omega - \omega_{Be})^3 (\omega^2 \pm \omega \omega_{Be} - \omega_{pe}^2(\xi))}}{2\omega^3 \pm 4\omega^2 \omega_{Be} + 2\omega \omega_{Be}^2 \mp \omega_{Be} \omega_{pe}^2(\xi)}, \quad (38)$$

where the plus sign corresponds to the L-wave and the minus sign corresponds to the R-wave, respectively. The group velocity vanishes at the points given by Eqs. (34) and (35) (see Fig. 3, where group velocities defined by Eq. (38) are shown for $\omega_{pe}(0) = 1$). We note that for circularly polarized electromagnetic waves propagating in plasmas along the magnetic field there is no such relationship between the phase and group velocities as in the case of an unmagnetized plasma, which is given by Eq. (3).

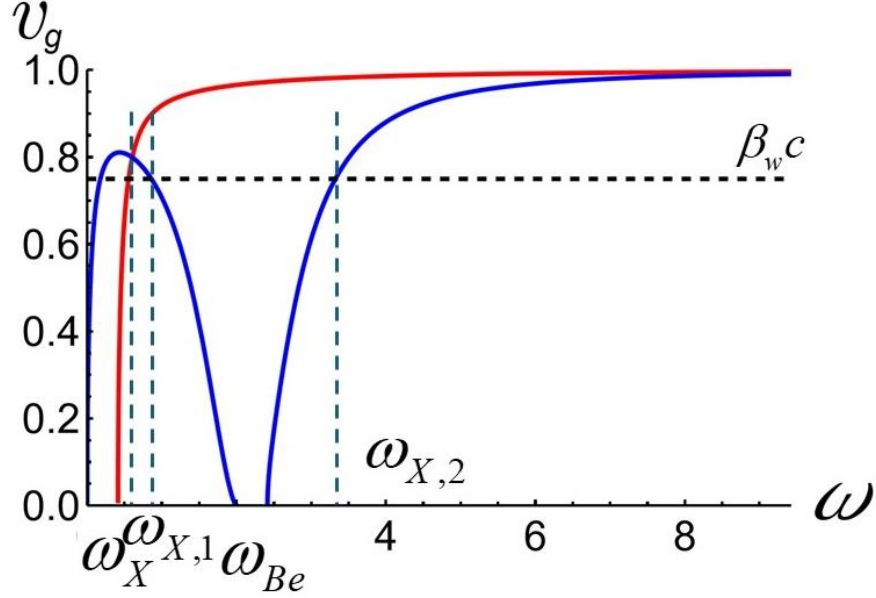


Fig. 3. Group velocity of electromagnetic pulse (red color curve for L-wave and blue color curve for R-wave) vs the wave frequency at $\omega_{pe} = \omega_{pe}(0)$. The points, where the group velocity is equal to the phase velocity of the refraction index modulation, $\beta_w c$ correspond to the critical points on the separatrix ω_X , or ω_{X1} , and ω_{X2} , where two separatrix branches intersect each other. Here $\beta_w = 0.75$, $\omega_{pe}(0) = 1$, and $\omega_{Be} = 2$.

a) R-wave

Contours of constant value of the integral $\mathcal{H}_R(\xi, \omega)$ given by Eq. (36) for the R-wave, in the case when Langmuir frequency is approximately equal to Larmor frequency, $\omega_{pe} \approx \omega_{Be}$, are presented in Fig. 4 a) $\beta_w = 0.999$, $\omega_{pe} = 1$, $\omega_{Be} = 1.25$, and $\delta = 0.75$. Fig. 4 b) shows a zoom of the region near $\omega = \omega_{Be}$.

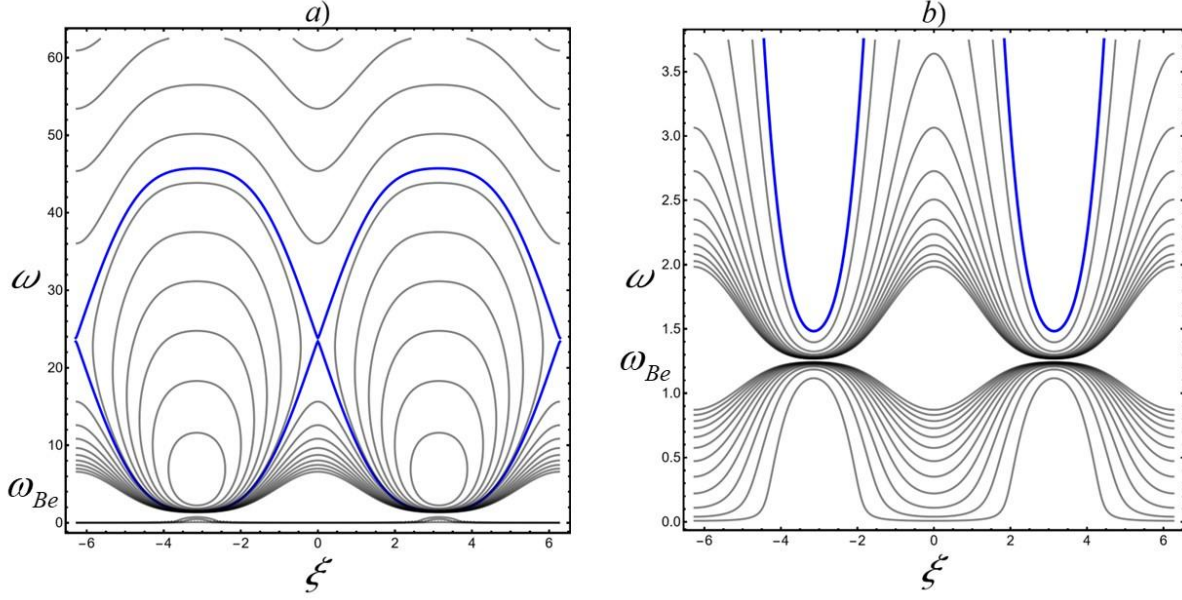


Fig. 4. a) Contours of constant value of Hamiltonian $\mathcal{H}_R(\xi, \omega)$ given by Eq. (36); b) zoom of the region near $\omega = \omega_{Be}$, for $\beta_w = 0.999$, $\omega_{pe}(0) = 1$, $\omega_{Be} = 1.25$, and $\delta = 0.75$. Blue curve stand for the separatrix trajectory.

The stripe near $\omega = \omega_{Be}$ (it is determined by Eq. (34)) subdivides the phase plane into two subdomains $\omega < \omega_{Be}$ and $\omega > \omega_{Be}$. If the electromagnetic pulse is injected into the photon accelerator with the frequency $\omega \ll \omega_{Be}$, its frequency upshift is limited by the value equal to the Larmor frequency: $\omega_m \leq \omega_{Be}$. In the case, the wave packet is injected into the photon accelerator with the frequency $\omega \approx \omega_{Be}$ the maximal frequency upshift is achieved when the packet trajectory is the separatrix (it is a blue curve in the plane (ξ, ω)). Since in the limit $\beta_w \rightarrow 1$ the electromagnetic wave frequency is well above that we can find the coordinates of the point of the separatrix branch crossing assuming smallness of the ratio ω_{Be} / ω :

$$\xi = \frac{\pi n}{k_w}, \quad \omega = \frac{\omega_{pe}(\pi n)}{\sqrt{1 - \beta_w^2}} - \beta_w^2 \omega_{Be}. \quad (39)$$

Thus, the maximum upshifted wave frequency is approximately equal to $\omega_m \approx 2\omega_{pe}(0)\gamma_w$.

The point, where the group velocity is equal to the phase velocity of the refraction index modulation, (it is $\beta_w c$), corresponds to the critical point on the separatrix ω_x where two separatrix branches intersect each other. In the limit of low ratio of the Langmuir to Larmor frequency, $\omega_{pe} / \omega_{Be} \ll 1$, the group velocity is approximately equal to

$$v_g(\omega; \xi) \approx c \left(1 - \frac{\omega_{pe}^2(\xi)}{2(\omega - \omega_{Be})^2} \right). \quad (40)$$

In this limit, for the R-wave, the critical points on the separatrix are given by

$$\omega_{X,(1,2)} \approx \omega_{Be} \mp \frac{\omega_{pe}(0)}{\sqrt{2(1 - \beta_w)}}. \quad (41)$$

Substituting this expression into the first integral determined by Eq. (36) we find that the constant h_R for upper critical point (where $\omega_{X,2} > \omega_{Be}$) is equal to

$$h_R = \omega_{Be}(1 - \beta_w) + \omega_{pe}(0) \sqrt{\frac{1 - \beta_w}{1 + \beta_w}}. \quad (42)$$

Using this and (36) expressions we can obtain the maximum value of upshifted frequency, which corresponds to the frequency on the top point of the separatrix on the (ξ, ω) plane. It is

$$\omega_{\max} = \omega_{Be} + \omega_{pe}(0) \sqrt{\frac{1 + \beta_w}{1 - \beta_w}}. \quad (43)$$

Minimal frequency is approximately equal to the Larmor frequency, $\omega_{\min} \approx \omega_{Be}$.

In the lower subdomain on the phase plane, where $\omega < \omega_{Be}$, the minimal frequency here is approximately equal to zero as we can also see in Fig. 3 while the maximum frequency equals the Larmor frequency, $\omega_{\max} = \omega_{Be}$.

Thus, for the electromagnetic pulse to reach the maximum upshifted frequency, its initial frequency should be above the value of the cutoff frequency determined by Eq. (34),

$$\frac{1}{2} \sqrt{\omega_{Be}^2 + 4\omega_{pe}^2(\xi)} + \omega_{Be}, \quad (44)$$

otherwise, it will end up with the frequency that is below the Larmor frequency.

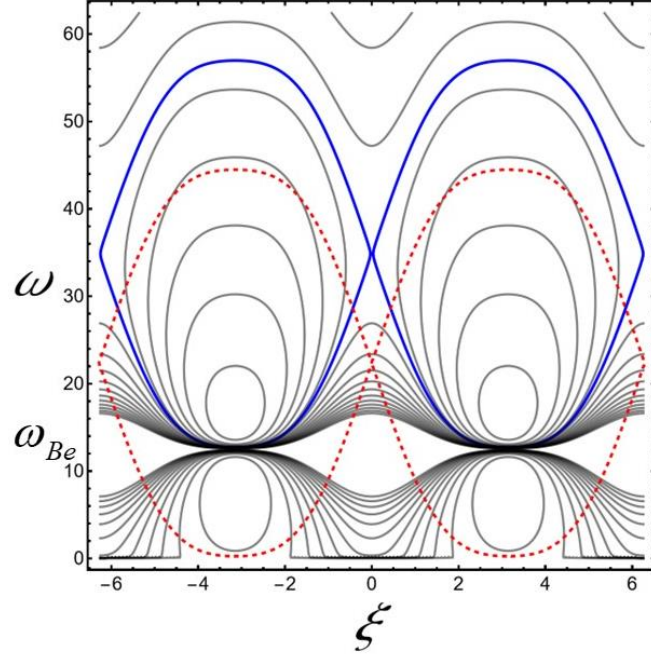


Fig. 5. Contours of constant value of Hamiltonian $\mathcal{H}_R(\xi, \omega)$ given by Eq. (36) for the Larmor frequency substantially larger than the Langmuir frequency for $\beta_w = 0.999$, $\omega_{pe}(0) = 1$, $\omega_{Be} = 12.5$, and $\delta = 0.75$. The red dashed curve shows the separatrix for $\omega_{Be} = 0$.

In Fig. 5 we present the phase plane of the first integral $\mathcal{H}_R(\xi, \omega)$ given by Eq. (36) for a Larmor frequency that is substantially larger than the Langmuir frequency for $\beta_w = 0.999$, $\omega_{pe}(0) = 1$, $\omega_{Be} = 12.5$, and $\delta = 0.75$. For comparison with the case of zero magnetic field, we plot a dotted red separatrix curve for the same parameters, but zero magnetic field. It is seen that the magnetic field effects result in significant change to the upshifted frequency of the R-wave.

b) L-wave

The phase plot of the first integral $\mathcal{H}_L(\xi, \omega)$ (37), for the L-wave is shown in Fig. 6. Here the Langmuir frequency is substantially smaller than the Larmor frequency, $\omega_{pe} \ll \omega_{Be}$. The following parameters are being used: the normalized phase velocity of the refraction index modulations is $\beta_w = 0.999$, the Langmuir frequency at the maximum is $\omega_{pe}(0) = 1$, the Larmor

frequency equals to $\omega_{Be} = 2.5$, and the amplitude of the modulations of refraction index is determined by Eq. (12) with the refraction index modulation amplitude determined by $\delta = 0.15$ in frame (a) and $\delta = 0.75$ in frame (b). As in Fig. 1, ω_{\min} and ω_{\max} are the minimum and maximum frequency on the separatrix whose critical point is $(0, \omega_X)$.

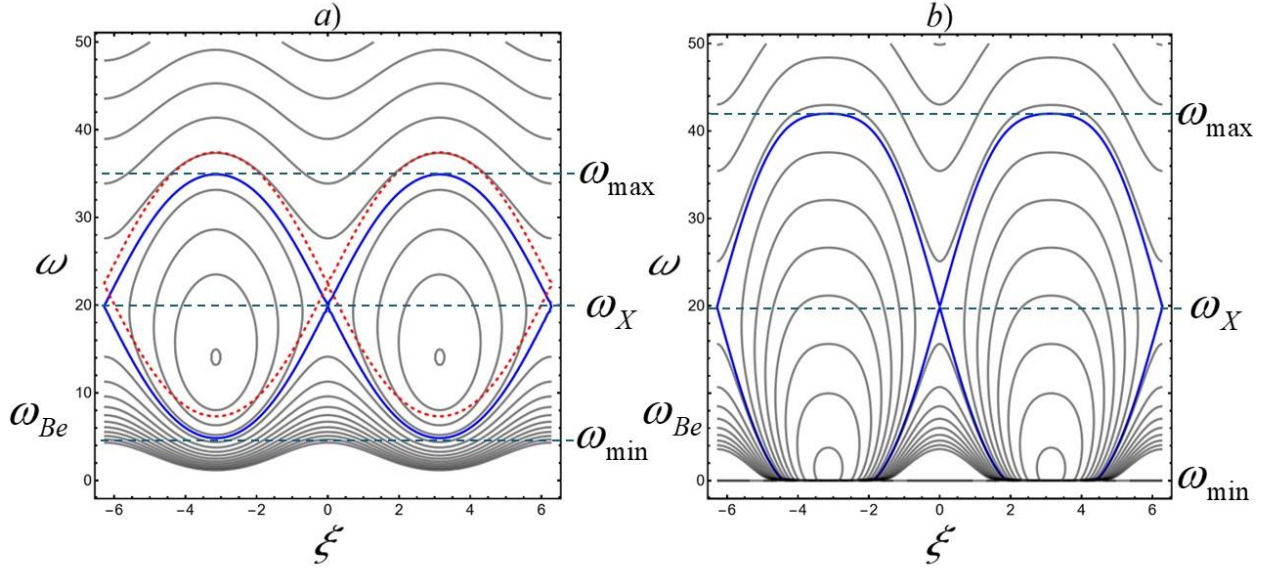


Fig. 6. Contours of constant value of the first integral $\mathcal{H}_L(\xi, \omega)$ given by Eq. (37) for $\beta_w = 0.999$, $\omega_{pe}(0) = 1$, $\omega_{Be} = 15$, and the refraction index modulation amplitude is determined by $\delta = 0.15$ in frame (a) and $\delta = 0.75$ in frame (b). Here, as in Fig. 1, ω_{\min} , ω_{\max} , and ω_X are the minimal, maximal frequency on the separatrix (blue curve) whose critical point is $(0, \omega_X)$. Red dashed curve in frame (a) shows the separatrix for $\omega_{Be} = 0$.

In order to find the coordinates of the critical point of the separatrix trajectory on the phase plane (ξ, ω) , where two separatrix branches intersect each other, assuming $\omega_{pe} \ll \omega_{Be}$ we calculate the group velocity of the electromagnetic pulse,

$$v_g(\omega; \xi) \approx c \left(1 - \frac{\omega_{pe}^2(\xi)}{2(\omega + \omega_{Be})^2} \right). \quad (45)$$

At the point $(0, \omega_X)$ the group velocity equals the phase velocity of the refraction index modulations, $c\beta_w$, which gives

$$\omega_X = \frac{\omega_{pe}(0)}{\sqrt{2(1-\beta_w)}} - \omega_{Be}. \quad (46)$$

The value of the first integral on the separatrix trajectory is

$$h_X = \frac{\omega_{pe}(0)}{\sqrt{2}} \sqrt{1-\beta_w} - \omega_{Be}(1-\beta_w). \quad (47)$$

As a result, we obtain for the maximum and minimum frequencies

$$\omega_{\max/\min} = \frac{\omega_{pe}(0) \pm \sqrt{\omega_{pe}^2(0) - 4\beta_w \omega_{pe}^2(\xi_{\min/\max})}}{2^{3/2} \sqrt{1-\beta_w}} - \omega_{Be}. \quad (48)$$

Here ξ_{\min} is the coordinate where the electromagnetic pulse frequency is at a minimum. In the case of a sufficiently small modulation amplitude, i. e. for $\omega_{pe}^2(0) > 4\beta_w \omega_{pe}^2(\pi/2)$, the minimum and maximum frequency values $\omega_{\max/\min}$ are given by Eq. (44) with $\xi_{\min/\max} = \pi/2k_w$. This case is illustrated by Fig. 6 a).

If $\omega_{pe}^2(0) < 4\beta_w \omega_{pe}^2(\pi/2)$, the minimum frequency equals

$$\omega_{\min} = \frac{\omega_{pe}(0)}{2^{3/2} \sqrt{1-\beta_w}} - \omega_{Be}. \quad (49)$$

For comparison with the case of zero magnetic field, we show in Fig. 6 a) by a dotted red curve a separatrix for the same parameters, but zero magnetic field. It is seen that the magnetic field effects do not lead to significant change of the upshifted frequency of the L-wave.

IV. Photon acceleration for linearly polarized electromagnetic waves propagating across a magnetic field

Below, we consider the acceleration of photons in linearly polarized electromagnetic waves propagating transversely to a magnetic field. The dispersion equations, which determine the relationship between wavenumber and frequency for linearly polarized electromagnetic waves

depend on whether the electric field vector is directed along or perpendicular to the magnetic field. In the first case of so-called Ordinary Wave (O-wave) the dispersion equation is Eq. (2). The photon acceleration of O-waves is described above in Section II. For the Extraordinary wave (it is also called the E-wave) the relationship between the wave frequency and wave number has a form

$$\frac{k^2 c^2}{\omega^2} = 1 - \frac{\omega_{pe}^2 (\omega^2 - \omega_{pe}^2)}{\omega^2 (\omega^2 - \omega_{pe}^2 - \omega_{Be}^2)}. \quad (50)$$

If the wave frequency becomes equal to

$$\omega = \omega_{UH} = \sqrt{\omega_{pe}^2 + \omega_{Be}^2} \quad (51)$$

the denominator in the r.h.s. of Eq. (50) tends to zero, which corresponds to the Upper Hybrid (UH) resonance. The ion component is assumed to be at rest. The electromagnetic wave can propagate provided that the square of the wave number is positive, i.e. in frequency ranges

$$\omega_1 < \omega < \omega_{UH} \quad \text{and} \quad \omega_2 < \omega, \quad (52)$$

where

$$\omega_{1,2} = \sqrt{\frac{\omega_{pe}^2 + \omega_{UH}^2}{2} \pm \sqrt{\frac{(\omega_{pe}^2 + \omega_{UH}^2)^2}{4} - \omega_{pe}^4}}. \quad (53)$$

Equations of motion of a short electromagnetic wave (X-wave) packet within the framework of geometric optics approximation have the first integral

$$\mathcal{H}_X(\xi, \omega) = \omega - \beta_w \sqrt{\omega^2 - \omega_{pe}^2(\xi) \frac{\omega^2 - \omega_{pe}^2(\xi)}{\omega^2 - \omega_{UH}^2(\xi)}} = h_X, \quad (54)$$

For the Jacobi integral $\mathcal{H}_X(\xi, \omega)$ of the X-wave is given by Eq. (54) the phase plot presented in Fig. 7. It has a topology similar to that of $\mathcal{H}_R(\xi, \omega)$ shown in Fig. 5. The stripe around the upper-hybrid frequency, i.e. in the region of the upper-hybrid resonance, subdivides the phase plane in two subdomains. In the case where the Langmuir frequency is approximately equal to the Larmor frequency, $\omega_{pe} \approx \omega_{Be}$, the phase plane is shown in Fig. 7 a). Here the parameters are as follows: the normalized phase velocity of the refraction index modulations is $\beta_w = 0.999$, the Langmuir frequency at the maximum is $\omega_{pe}(0) = 1$, the Larmor frequency equals $\omega_{Be} = 1.25$, and the amplitude of the modulations of refraction index is determined by Eq. (24) with the refraction index modulation amplitude determined by δ . As in Fig. 1, ω_{\min} , ω_{\max} , and ω_X are the minimum, maximum frequency on the separatrix whose critical point is $(0, \omega_X)$.

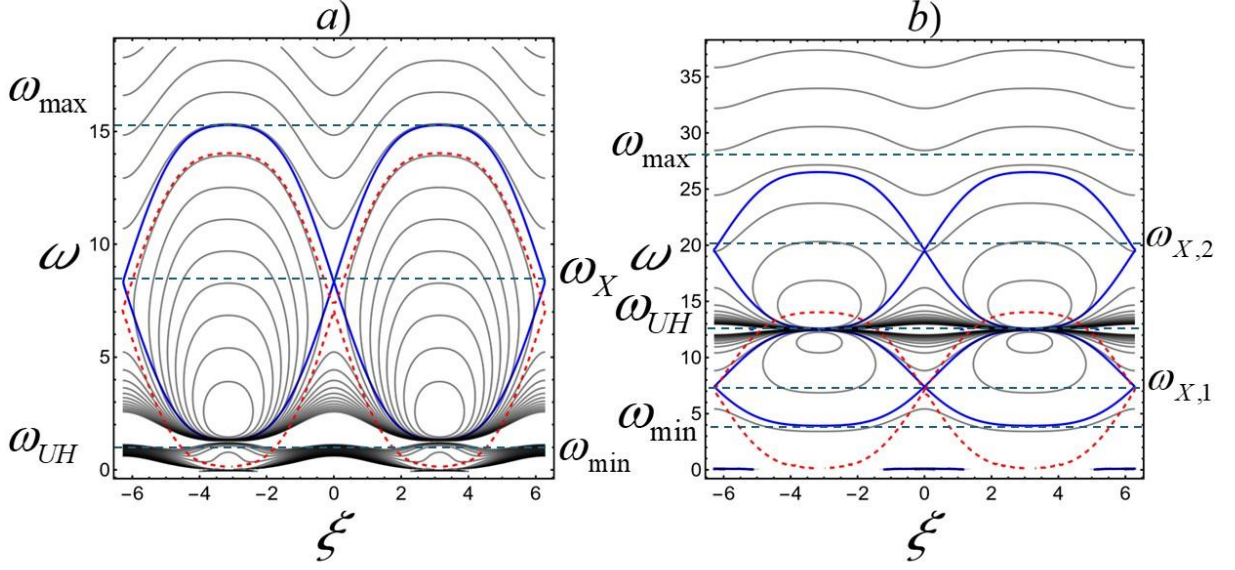


Fig. 7. Contours of constant value of the integral $\mathcal{H}_X(\xi, \omega)$ given by Eq. (54) for the X-wave. Here $\beta_w = 0.999$, $\omega_{pe}(0) = 1$, and the refraction index modulation amplitude is determined by $\delta = 0.5$ and Larmor frequency equal to $\omega_{Be} = 1.25$ in frame (a) and $\omega_{Be} = 12.5$ in frame (b). As in Fig. 1, ω_{\min} , ω_{\max} , and ω_X and $\omega_{X,1}$ and $\omega_{X,2}$ are the minimal, maximal frequency on the separatrix (blue curve) whose critical point is $(0, \omega_X)$. Red dashed curves show the separatrices for $\omega_{Be} = 0$.

In Fig. 7. contours of constant value of the integral $\mathcal{H}_X(\xi, \omega)$ given by Eq. (54) are presented for $\beta_w = 0.999$, $\omega_{pe}(0) = 1$, where the refraction index modulation amplitude is determined by $\delta = 0.5$ and Larmor frequency equal to $\omega_{Be} = 1.25$ in frame (a) and $\omega_{Be} = 12.5$ in frame (b). Here, as in Fig. 1, ω_{\min} and ω_{\max} are the minimal and maximal frequency on the separatrix (blue curve) whose critical point is $(0, \omega_X)$. Red dashed curves show the separatrices for $\omega_{Be} = 0$.

V. Photon acceleration for circularly polarized electromagnetic waves propagating along the magnetic field in an electron-positron plasma

In astrophysics, as we noted in the introduction, strong magnetic fields surround compact astrophysical objects such as neutron stars, pulsars, and black holes. The rotation of a pulsar's magnetosphere generates an electric field, which creates and accelerates electrons and positrons. A photon accelerator acquires new properties when implemented in an electron-positron plasma. For simplicity, we consider cold, nonrelativistic electron-positron plasma. Due to the symmetry of electron and positron responses to the electromagnetic field the dispersion equation giving the relationship between the wave number and wave frequency for both the L- and R- circularly polarized electromagnetic waves propagating along the magnetic field B takes the form

$$\frac{k^2 c^2}{\omega^2} = 1 - \frac{2\omega_{pe}^2}{\omega^2 - \omega_{Be}^2}. \quad (55)$$

The regions where the square of the refraction index is positive, $N^2 = k^2 c^2 / \omega^2 > 0$, correspond to propagating electromagnetic waves, i.e. where we have

$$0 < \omega < \omega_{Be} \quad \text{and} \quad \omega > \sqrt{\omega_{Be}^2 + 2\omega_{pe}^2}. \quad (56)$$

Solution to Eq. (55) gives the dependence of the wave frequency on the wave number:

$$\omega = \pm \sqrt{\frac{k^2 c^2 + \omega_{Be}^2 + 2\omega_{pe}^2 \pm \sqrt{(k^2 c^2 + \omega_{Be}^2 + 2\omega_{pe}^2)^2 - 4k^2 c^2 \omega_{Be}^2}}{2}}. \quad (57)$$

The wave has two branches. For the first branch in the limit $k \rightarrow 0$ the frequency is linearly proportional to the wave number,

$$\omega \approx kc \frac{\omega_{pe}}{\sqrt{\omega_{Be}^2 + 2\omega_{pe}^2}} \quad (58)$$

and at $k \rightarrow \infty$ the wave frequency tends to ω_{pe} . The group velocity $v_g = \partial_k \omega$ changes from

$$v_g = c \frac{\omega_{pe}}{\sqrt{\omega_{Be}^2 + 2\omega_{pe}^2}} \quad (59)$$

in the limit $k \rightarrow 0$ to zero when $k \rightarrow \infty$. For the second branch at $k \rightarrow 0$ the frequency is approximately equal to

$$\omega \approx \sqrt{k^2 c^2 + \omega_{Be}^2 + 2\omega_{pe}^2}, \quad (60)$$

i.e. the group velocity of the wave

$$v_g \approx c \frac{kc}{\sqrt{k^2 c^2 + \omega_{Be}^2 + 2\omega_{pe}^2}}, \quad (61)$$

tends to zero in the long wavelength limit. In the short wavelength limit, for $k \rightarrow \infty$, the group velocity is approximately equal to the speed of light in vacuum,

$$v_g \approx c \left(1 - \frac{\omega_{Be}^2 + 2\omega_{pe}^2}{\omega^2} \right). \quad (62)$$

These relationships determine the topology of the phase plane (ξ, ω) of the integral

$$\mathcal{H}_{e^\mp}(\xi, \omega) = \omega - \beta_w \sqrt{\omega^2 - \frac{2\omega_{pe}^2(\xi)\omega^2}{\omega^2 - \omega_{Be}^2}} = h_{e^\mp}, \quad (63)$$

which is shown in Fig. 8. There are plotted contours of constant value of the first integral $\mathcal{H}_{e^-p^+}$ given by Eq. (63) for relatively high normalized phase velocity of the modulations of the refraction index, $\beta_w = 0.999$, when it is larger than the wave group velocity determined by Eq. (59). The plasma frequency equals unity, $\omega_{pe}(0) = 1$, and the refraction index modulation amplitude is determined by $\delta = 0.75$ with the Larmor frequency equal to $\omega_{Be} = 25$ in frame (a) and for relatively low $\beta_w = 0.9$, which is below the wave group velocity determined by Eq. (59) in frame (b). Here, as in Fig. 1, ω_{\min} , ω_{\max} , and ω_X are the minimal, maximal frequency on the separatrix (blue curves) whose critical points are $(0, \omega_{X,1})$ and $(0, \omega_{X,2})$, respectively. Red dashed curves show the separatrices for $\omega_{Be} = 0$, corresponding to the case of unmagnetized plasma. The frequency ω_{uh} is equal to

$$\omega_{uh} = \sqrt{\omega_{Be}^2 + 2\omega_{pe}^2}. \quad (64)$$

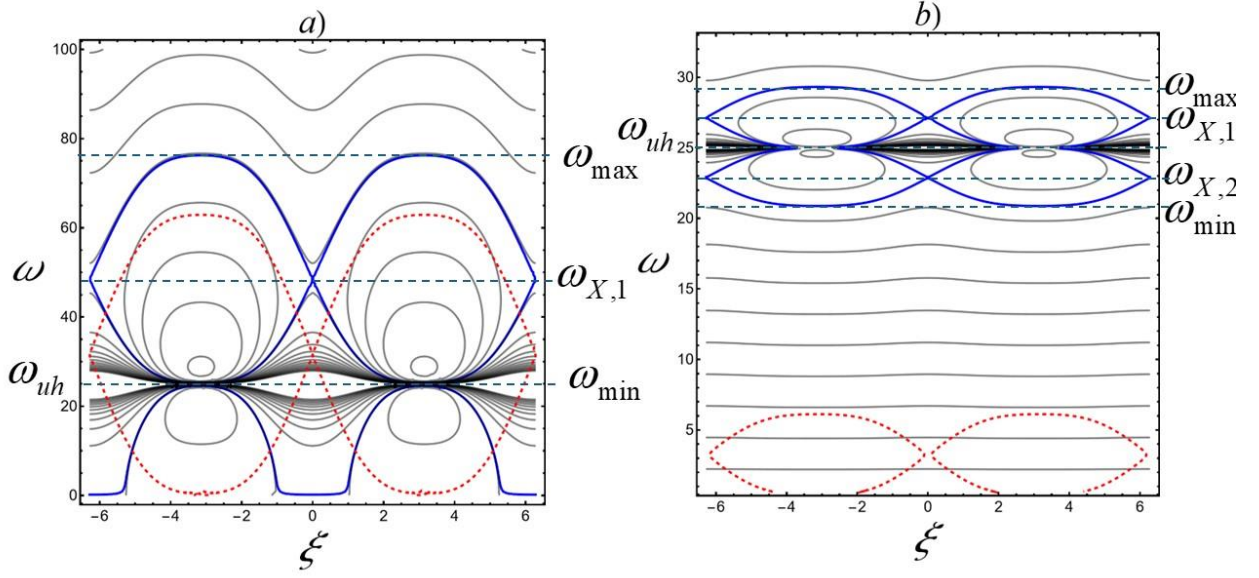


Fig. 8. Contours of constant value of the first integral $\mathcal{H}_{e\mp}$ given by Eq. (63) for relatively high $\beta_w = 0.999$, which is larger than the group velocity determined by Eq. (69) $\omega_{pe}(0) = 1$, and the refraction index modulation amplitude is determined by $\delta = 0.75$ and Larmor frequency equal to $\omega_{Be} = 25$ in frame (a) and for relatively low $\beta_w = 0.9$, which is below the group velocity determined by Eq. (69) in frame (b). Here, as in Fig. 1, ω_{\min} , ω_{\max} are the minimal and maximal frequency on the separatrix (blue curves) whose critical points are $(0, \omega_{X,1})$ and $(0, \omega_{X,2})$. Red dashed curves show the separatrices for $\omega_{Be} = 0$. The frequency ω_{uh} is given by Eq. (64).

As in the case of the extraordinary X-ray wave shown in Fig. 7, the band in the plane around the frequency equal to ω_{uh} , defined by equation (64), divides the phase plane into two subregions: below and above the band. The frequency of an electromagnetic pulse moving along the separatrix in the lower subregion can vary from a minimum value close to zero to a frequency ω_{uh} . If an electromagnetic pulse is "injected" into the acceleration phase around the point $(\pi/2k_w, \omega_{uh})$, its frequency can be shifted upward to a value approximately equal to $\omega_{uh} + \omega_{pe}(0)/2^{3/2}\sqrt{1-\beta_w}$.

VI. Conclusion and Discussions

Theoretical consideration and experimental implementation of the effects of strong magnetic fields in laser accelerators of charged particles and photons open new directions in the development of an understanding of active processes in space active objects and the application of the acquired knowledge in materials science, biology, and fundamental sciences. It was shown that a magnetic field changes the electromagnetic wave interactions with the relativistic plasma wave, it could also lead to an achievable frequency increase within the photon accelerator paradigm.

The effects of a magnetic field lead to quantitative and qualitative changes in the properties of photon acceleration, opening up novel opportunities for optimization and increased efficiency. As expected, the most pronounced effect of a magnetic field occurs during the interaction of extraordinary electromagnetic waves with refractive index modulations moving at relativistic phase velocity which can be generated in a plasma imbedded in the static magnetic field in a wake of the driver short pulse laser. Considered above extraordinary electromagnetic waves are the right circularly polarized waves propagating along the static magnetic field in the electron-ion plasma (they are both the R- and L- waves in electron-positron plasma of interest for modelling the processes in pulsar and magnetar magnetospheres), and the X-wave propagating across the magnetic field.

It should be noted that the configuration corresponding to the interaction of high-intensity laser X-wave with a solid target has shown extremely high efficiency in generating gamma-ray bursts [Hadjisolomou et al. 2023](#). It has also attracted active attention in connection with the development of the theory of charged particle acceleration and radiation emission from pulsars and magnetars [Beloborodov 2022](#).

To demonstrate high electromagnetic wave frequency upshifts ultra-strong magnetic field will require strengths well above the magnetic field achievable with static and pulsed magnets. The self-generated fields in relativistic laser plasma (e, g. see Refs. [Murakami et al. 2020](#); [Najmudin et al. 2001](#); [Sheng & Meyet-ter-Vehn 1996](#); [Lisejkina et al. 2016](#); [Park et al. 2029](#); [Lamac et al. 2023](#); [Russell et al. 2025](#) and literature cited therein) are one of candidates. With future advances, coil targets may also be a promising source of strong magnetic fields ([Daido et al. 1986](#); [Korneev et al. 2015](#); [Santos et al. 2018](#); [Gao et al. 2025](#)).

Concerning super-strong magnetic fields in cosmic objects (see [Zhang 2023](#); [Harding & Lai 2006](#); [Goldreich & Julian 1969](#); [Sturrock 1971](#)), in pulsar and magnetar magnetospheres the

magnetic field strength changes from $10^8 \div 10^{14}$ G in the vicinity of the star. It becomes 10^3 times lower at the light cylinder distance ($R = c/\Omega$), i.e. becomes approximately equal to $10^{-1} \div 10^5$ G. The density of electron-positron plasma changes from $\approx 10^{12} \text{ cm}^{-3}$ near the star to $\approx 10^6 \text{ cm}^{-3}$ at the light cylinder distance. To calculate the frequency intervals corresponding to these frequency values it is convenient to use formulas (e.g. see [Chen 1984](#)): $\omega_{Be} \approx 1.76 \times 10^7 B [\text{G}]$ and $\omega_{pe} \approx 5.64 \times 10^4 \sqrt{n_e [\text{cm}^{-3}]}$ for Larmor and Langmuir frequency, respectively. These expressions give $1.76 \times 10^{15} \text{ s}^{-1} < \omega_{Be} < 1.76 \times 10^{21} \text{ s}^{-1}$ and $5.6 \times 10^7 \text{ s}^{-1} < \omega_{pe} < 5.6 \times 10^{10} \text{ s}^{-1}$. Hence in pulsar and magnetar magnetospheres a typical value of the Larmor frequency value is well above the Langmuir frequency. When the L-, R-, O-, X- waves propagate in magnetized plasma the magnetic fields do not impose constraints on the photon accelerator. For the gamma-factor $\gamma_w = 1/\sqrt{1 - \beta_w^2}$ approximately equal to 10^3 the upshifted frequency of the electromagnetic wave enters the radio-frequency range.

In laser plasma interactions with near-critical electron density targets (the critical electron density $n_{cr} = m_e \omega^2 / 4\pi e^2$ for one-micron wavelength laser is equal to $\approx 1.2 \times 10^{21} \text{ cm}^{-3}$) the Larmor and the Langmuir frequencies are equal to each other for the magnetic field strength of 0.1 GG. We note that in theoretical/computer simulation publications [Murakami et al. 2020](#); [Najmudin et al. 2001](#); [Sheng & Meyet-ter-Vehn 1996](#); [Lisejkina et al. 2016](#); [Park et al. 2029](#); [Lamac et al. 2023](#); [Russell et al. 2025b](#) the magnetic field strength is found to reach 10 GG. Laboratory measurements of magnetic fields generated during high-intensity laser interactions with dense plasmas [Wagner et al. 2004](#) showed the generation of magnetic fields with a strength of 0.7 GG localized in a small region with high density near the front surface of solid target. In an extended plasma the magnetic field generated by coil target reached 0.6 KT (i.e. 600 MG) [Russell et al. 2025b](#). As we see, in laser plasma the effects of self-generated magnetic field [Wagner et al. 2004](#) and magnetic field created with coil-like targets [Daido et al. 1986](#); [Korneev et al. 2015](#); [Santos et al. 2018](#); [Gao et al. 2025](#) can significantly modify the photon accelerator scenario compared with the case of unmagnetized plasma.

Acknowledgment

The authors thank Tales Augusto Oliveira Gomes, Prokopis Hadjisolomou, Tae Moon Jeong, and Rashid Shaisultanov for fruitful discussions. SSB was supported by U.S. Department of Energy Office of Science Office of High Energy Physics under Contract No. DE-AC02-05CH11231.

VII. References

- AKINTSOV, N. S., NEVECHERIA, A. P., KOPYTOV, G. F., & YANG, Y. 2023 Lagrangian and Hamiltonian Formalisms for Relativistic Mechanics with Lorentz-Invariant Evolution Parameters in 1 + 1 Dimensions. *Symmetry* **15**, 1691. <https://doi.org/10.3390/sym15091691>
- BELOBORODOV, A. M. 2022 Scattering of ultrastrong electromagnetic waves by magnetized particles. *Phys. Rev. Lett.* **128**, 255003.
- BLANDFORD D. R. 1977 Spectrum of a radio pulse from an exploding black hole, *MNRAS*, **181**, 489
- BULANOV, S. V. & SAKHAROV. A. S. 1991 Induced focusing of the electromagnetic radiation in the wake-field plasma wave. *JETP Lett.* **54**, 203.
- BULANOV, S. V., KIRSANOV, V. I., PEGORARO, F. & SAKHAROV, A. S. 1993 Charged particle and photon acceleration by wake field plasma waves in nonuniform plasmas, *Laser Phys.* **3**, 1078.
- BULANOV, S. V., ESIRKEPOV, T. Z., & TAJIMA, T. 2003 Light intensification towards the Schwinger limit. *Phys. Rev. Lett.* **91**, 085001.
- BULANOV, S. V., ESIRKEPOV, T. Z., KANDO, M., KOGA, J., PIROZHKOV, A. S., NAKAMURA, T., BULANOV, S. S., SCHROEDER, C. B., ESAREY, E., CALIFANO, F., & PEGORARO, F. 2012a On the breaking of a plasma wave in a thermal plasma. II. Electromagnetic wave interaction with the breaking plasma wave, *Phys. Plasmas* **19**, 113103.
- BULANOV, S. S., MAKSIMCHUK, A., SCHROEDER, C. B., ZHIDKOV, A. G., ESAREY, E., & LEEMANS, W. P. 2012b. Relativistic spherical plasma waves, *Phys. Plasmas* **19**, 020702.

- BULANOV, S. V., ESIRKEPOV, T. Z., KANDO, M., KOGA, J. K., HOSOKAI, T., ZHIDKOV, A. G., & KODAMA, R. 2013 Nonlinear plasma wave in magnetized plasmas, *Phys. Plasmas* **20**, 083113
- CHEN, F. F. 1984 *Introduction to Plasma Physics and Controlled Nuclear Fusion*. Plenum Press. New York & London
- CHEN, P., TAJIMA, T. & TAKAHASHI, Y. 2002 Plasma Wakefield Acceleration for Ultrahigh-Energy Cosmic Rays, *Phys. Rev. Lett.* **89**, 161101.
- COLGATE, S. A. & NOERDLINGER, P. D. 1971 Coherent Emission from Expanding Supernova Shells. *Astrophysical Journal*, **165**, 509
- DAIDO, H., MIKI, F., MIMA, K., FUJITA, M., SAWAI, K., FUJITA, H., KITAGAWA, Y., NAKAI, S., AND YAMANAKA, C. 1986 Generation of a strong magnetic field by an intense laser pulse. *Phys. Rev. Lett.* **56**, 846.
- DIAS, J. M., STENZ, C., LOPES, N. C., BADICHE, X., BLASCO, F., DOS SANTOS, A., SILVA, L. O., MYSYROWICZ, A., ANTONETTI, A. & MENDONÇA, J. T. 1997 Experimental evidence of photon acceleration of ultrashort laser pulses in relativistic ionization fronts. *Phys. Rev. Lett.* **78**, 4773.
- DODIN, I. Y., LOPEZ, N. A., XING, T., MARHOLT, R. H., & HALL-CHEN, V. H. 2025 Geometrical optics in phase space, arXiv:2509.08098v1 [physics.plasm-ph] 9 Sep 2025
- ESAREY, E., SCHROEDER, C. B. & LEEMANS, W. P. 2009 Physics of laser-driven plasma-based electron accelerators, *Rev. Mod. Phys.* **81**, 1229
- ESIRKEPOV, T., BULANOV, S. V., YAMAGIWA, M. & TAJIMA, T. 2006 Electron, Positron, and Photon Wakefield Acceleration: Trapping, Wake Overtaking, and Ponderomotive Acceleration. *Phys. Rev. Lett.* **96**, 014803.
- GAO, L., ZHANG, Y., JI, H., RUSSELL, B. K., POMRANING, G., GRIFF-MCMAHON, G., KLEIN, S., KURANZ, C., & WEI, M. 2025 Record magnetic field generation by short-pulse laser-driven capacitor-coil targets. *Appl. Phys. Lett.* **127**, 094101.
- GINZBURG, V. L. 1971 *The propagation of electromagnetic waves in plasmas*. Oxford: Pergamon Press.

- GOLDREICH, P. & JULIAN, W.H. 1969 Pulsar Electrodynamics, *Astrophysical Journal* **157**, 869.
- GONOSKOV, A., BLACKBURN, T. G., MARKLUND, M. & BULANOV, S. S. 2022 Charged particle motion and radiation in strong electromagnetic fields. *Rev. Mod. Phys.* **94**, 045001
- HADJISOLOMOU, P., SHAISULTANOV, R., JEONG, T. M., VALENTA, P., & BULANOV, S. V. 2023 The Effect of Ultrastrong Magnetic Fields on Laser-Produced Gamma-Ray Flashes. *Phys. Rev. Research* **5**, 043153.
- HARDING, A. K. & LAI, D. 2006 Physics of strongly magnetized neutron stars, *Rep. Prog. Phys.* **69**, 2631.
- HOSOKAI, T., KINOSHITA, K., ZHIDKOV, A., MAEKAWA, A., YAMAZAKI, A., & UESAKA, M. 2006 Effect of external static magnetic field on the emittance and total charge of electron beams generated by laser-wakefield acceleration. *Phys. Rev. Lett.* **97**, 075004.
- KANDO, M., FUKUDA, Y., PIROZHKOV, A. S., MA, J., DAITO, I., CHEN, L.-M., ESIRKEPOV, T. Z., OGURA, K., HOMMA, T., HAYASHI, Y., KOTAKI, H., SAGISAKA, A., MORI, M., KOGA, J. K., DAIDO, H., BULANOV, S. V., KIMURA, T., KATO, Y., & TAJIMA, T. 2007 Demonstration of Laser-frequency upshift by electron-density modulations in a plasma wakefield. *Phys. Rev. Lett.* **99**, 135001.
- KAUFMAN, A. N. & COHEN, B. I. 2019 Theoretical plasma physics. *Journal of Plasma Physics*. **85**(6):205850601. doi:10.1017/S0022377819000667
- KORNEEV, PH., D'HUMIÈRES, E., & TIKHONCHUK, V. 2015 Gigagauss-scale quasistatic magnetic field generation in a snail-shaped target. *Phys. Rev. E* **91**, 043107.
- KRAVTSOV, Y. A. & ORLOV, Y. I. 1990 *Geometrical optics of inhomogeneous media*. New York: Springer-Verlag.
- LAMAČ, M., CHAULAGAIN, U., NEJDL, J., AND BULANOV, S. V. 2023 Generation of intense magnetic wakes by relativistic laser pulses in plasma, *Scientific Reports* **13**, 170113.
- LAMAČ, M., VALENTA, P., NEJDL, J., CHAULAGAIN, U., JEONG, T. M., & BULANOV, S. V. 2024 Bright coherent attosecond X-ray pulses from beam-driven relativistic mirrors, arXiv preprint arXiv:2403.03277

- LANDAU, L. D. & LIFSHITZ, E. M. 1971 *Course of Theoretical Physics, Vol. 2: The classical theory of fields*. Oxford: Pergamon Press.
- LANDAU, L. D. & LIFSHITZ, E. M. 1977 *Course of Theoretical Physics, Vol. 3: Quantum Mechanics: Non-Relativistic Theory*. Oxford: Pergamon Press.
- LANDAU, L. D. & LIFSHITZ, E. M. 1984 *Course of Theoretical Physics, Vol. 8: Electrodynamics of Continuous Media*. Oxford: Pergamon Press.
- LISEYKINA, T., POPRUZHENKO, S., & MACCHI, A. 2016 Inverse Faraday effect driven by radiation friction. *New J. Phys.* **18**, 072001.
- LORIMER, D. R., BAILES, M., MCLAUGHLIN, M. A., NARKEVIC, D. J. & CRAWFORD, F. 2007 A bright millisecond radio burst of extragalactic origin, *Science* **318** (5851), 777.
- MATLIS, N. H., REED, S., BULANOV, S. S., CHVYKOV, V., KALINTCHENKO, G., MATSUOKA, T., ROUSSEAU, P., YANOVSKY, V., MAKSIMCHUK, A., KALMYKOV, S., GENNADY, S., & DOWNER, M. C. 2006 Snapshots of laser wakefields, *Nature physics* **2**, 749.
- MENDONÇA, J. T. 2001 *Theory of Photon Acceleration*. Bristol and Philadelphia: Institute of Physics Publishing.
- MIRONOV, V. A., SERGEEV, A. M., VANIN, E. V., BRODIN, G., & LUNDBERG, J. 1992 Upper limits for frequency up-conversion in the nonlinear photon accelerator, *Phys. Rev. A* **46**, R6178.
- MURAKAMI, M., HONRUBIA, J. J., WEICHMAN, K., AREFIEV, A. V. & BULANOV, S. V. 2020 Generation of megatesla magnetic fields by intense-laser-driven microtube implosions. *Scientific Reports* **10**, 16653.
- MURPHY, C. D. TRINES, R., VIEIRA, J., REITSMA, A. J. W., BINGHAM, R., COLLIER, J. L., DIVALL, E. J., FOSTER, P. S., HOOKER, C. J., LANGLEY, A. J., NORREYS, P. A., FONSECA, R. A., FIUZA, F., SILVA, L. O., MENDONÇA, J. T., MORI, W. B., GALLACHER, J. G., VISKUP, R., JAROSZYNSKI, D. A., MANGLES, S. P. D., THOMAS, A. G. R., KRUSHELNICK, K. & NAJMUDIN, Z. 2006 Evidence of photon acceleration by laser wake fields. *Phys. Plasmas* **13**, 033108.

- NAJMUDIN, Z., TATARAKIS, M., PUKHOV, A., CLARK, E., DANGOR, A., FAURE, J., MALKA, V., NEELY, D., SANTALA, M., & KRUSHELNICK, K. 2001 Measurements of the inverse Faraday Effect from relativistic laser interactions with an underdense plasma. *Phys. Rev. Lett.* **87**, 215004.
- PARK, J., BULANOV, S. S., BIN, J., JI, Q., STEINKE, S., VAY, J. L., GEDDES, C. G. R., SCHROEDER, C. B., LEEMANS, W. P., SCHENKEL, T., & ESAREY, E. 2019 Ion acceleration in laser generated megatesla magnetic vortex, *Phys. Plasmas* **26**, 103108.
- PETROFF, E., HESSELS, J. W. T. & LORIMER, D. R. 2022 Fast radio bursts at the dawn of the 2020s. *Astron. Astrophys. Rev.* **30**, 2.
- PICKSLEY, A., STACKHOUSE, J., BENEDETTI, C., NAKAMURA, K., TSAI, H. E., LI, R., MIAO, B., SHROCK, J. E., ROCKAFELLOW, E., MILCHBERG, H. M., SCHROEDER, C. B., VAN TILBORG, J., ESAREY, E., GEDDES, C. G. R. & GONSALVES, A. J. 2024 Matched guiding and controlled injection in dark-current-free, 10-GeV-class, channel-guided laser-plasma accelerators, *Phys. Rev. Lett.* **133**, 255001.
- REES, M. J. 1977 A better way of searching for black-hole explosions? *Nature* **266**, 333.
- RUSSELL, B. K., RIDGERS, C. P., BULANOV, S. S., MILLER, K. G., ARRAN, C., BLACKBURN, T. G., BULANOV, S. V. GRITTANI, G. M., PALASTRO, J. P., QIAN, Q. & THOMAS, A. G. R. 2025a Reaching extreme fields in laser-electron beam collisions with XUV laser light, *arXiv preprint arXiv:2506.01727*
- RUSSELL, B. K., VRANIC, M., CAMPBELL, P. T., THOMAS, A. G. R., SCHOEFFLER, K. M., UZDENSKY, D. A., AND WILLINGALE, L. 2025b Magnetic field generation in multi-petawatt laser-solid interactions. *Phys. Rev. Research* **7**, 013294.
- SANDBERG, R. T. & THOMAS, A. G. R. 2023 Photon acceleration from optical to XUV. *Phys. Rev. Lett.* **130**, 085001.
- SANDBERG, R. T. & THOMAS, A. G. R. 2023 Electron-beam-driven plasma wakefield acceleration of photons. *Phys. Plasmas* **30**, 113105.
- SANDBERG, R. T. & THOMAS, A. G. R. 2024 Dephasingless plasma wakefield photon acceleration. *Phys. Rev. E* **109**, 025210.

- SANTOS, J. J., BAILLY-GRANDVAUX, M., EHRET, M., AREFIEV, A. V., BATANI, D., BEG, F. N., CALISTI, A., FERRI, S., FLORIDO, R., FORESTIER-COLLEONI, P., FUJIOKA, S., GIGOSOS, M. A., GIUFFRIDA, L., GREMILLET, L., HONRUBIA, J. J., KOJIMA, S., KORNEEV, PH., LAW, K. F. F., MARQUÈS, J.-R., MORACE, A., MOSSÉ, C., PEYRUSSE, O., ROSE, S., ROTH, M., SAKATA, S., SCHAUMANN, G., SUZUKI-VIDAL, F., TIKHONCHUK, V. T., TONCIAN, T., WOOLSEY, N., & ZHANG, Z. 2018 Laser-driven strong magnetostatic fields with applications to charged beam transport and magnetized high energy-density physics. *Phys. Plasmas* **25**, 056705.
- SHENG, Z. & MEYER-TER-VEHN, J. 1996 Inverse Faraday effect and propagation of circularly polarized intense laser beams in plasmas. *Phys. Rev. E* **54**, 1833.
- STURROCK, P. A. 1971 A Model of Pulsars, *Astrophysical Journal* **164**, 529.
- SVIRPLYS, E., JONES, H., LOISCH, G., THOMAS, G., HUCK, M., KORNILOV, O., GARLAND, J., WOOD, J. C., VRAKKING, M. J. J., OSTERHOFF, E., & SCHÜTTE, B. 2025 Plasma lens for focusing attosecond pulses. *Nature Photonics*, <https://doi.org/10.1038/s41566-025-01794-y>
- TAJIMA, T. & DAWSON, J. M. 1979 Laser electron accelerator, *Phys. Rev. Lett.* **43**, 267.
- TAJIMA, T., YAN, X. Q. & EBISUZAKI, T. 2020 Wakefield acceleration, *Reviews of Modern Plasma Physics* 4, 1.
- VALENTA, P., GRITTANI, G. M., LAZZARINI, C. M., KLIMO, O., & BULANOV, S. V. 2021 On the electromagnetic-electron rings originating from the interaction of high-power short-pulse laser and underdense plasma, *Phys. Plasmas* **28**, 122104
- VINCENTI, H. 2019 Achieving extreme light intensities using optically curved relativistic plasma mirrors. *Phys. Rev. Lett.* **123**, 105001.
- WAGNER, U., TATARAKIS, M., GOPAL, A., BEG, F. N., CLARK, E. L., DANGOR, A. E., EVANS, R. G., HAINES, M. G., MANGLES, S. P. D., NORREYS, P. A., WEI, M.-S., ZEPF, M., & KRUSHELNICK, K. 2004 Laboratory measurements of 0.7 GG magnetic fields generated during high-intensity laser interactions with dense plasmas. *Phys. Rev. E* **70**, 026401.
- WHITHAM, G. B. 1974 *Linear and Nonlinear Waves*. John Wiley & Sons.

WILKS, S. C., DAWSON, J. M., MORI, W. B., KATSOULEAS, T. & JONES, M. E. 1989 Photon accelerator, *Phys. Rev. Lett.* **62**, 2600.

YALINEWICH, A. & PEN, U.-L. 2022 The moving mirror model for fast radio bursts, *MNRAS* **515**, 5682.

ZHANG, B. 2023 The physics of fast radio bursts, *Rev. Mod. Phys.* **95**, 035005.