

TextEditBench: Evaluating Reasoning-aware Text Editing Beyond Rendering

Rui Gui^{1,*} Yang Wan^{1,*} Haochen Han^{2,*} Dongxing Mao¹
Fangming Liu² Min Li¹ Alex Jinpeng Wang^{1,†}

¹Central South University ²Pengcheng Laboratory

*Equal contribution. †Corresponding author.



Figure 1. **Overview of TextEditBench.** TextEditBench covers diverse text-in-image editing types such as translation, replacement, color and rotation adjustment, text removal, scaling, and creation, spanning both visual fidelity and *reasoning-intensive semantic edits*. For clarity, we highlight the major regions of modification with red rectangle.

Abstract

*Text rendering has recently emerged as one of the most challenging frontiers in visual generation, drawing significant attention from large-scale diffusion and multimodal models. However, text editing within images remains largely unexplored, as it requires generating legible characters while preserving semantic, geometric, and contextual coherence. To fill this gap, we introduce **TextEditBench**, a comprehensive evaluation benchmark that explicitly focuses on text-centric regions in images. Beyond basic pixel manipulations, our benchmark emphasizes reasoning-intensive editing scenarios that require models to understand physical plausibility, linguistic meaning, and cross-modal dependencies. We further propose a novel evaluation dimension, **Semantic Expectation (SE)**, which measures reasoning ability of model to maintain semantic consistency, contextual coherence, and cross-modal alignment during text editing. Extensive experiments on state-of-the-art editing systems reveal that while current models can follow simple textual instructions, they still struggle with context-dependent reasoning, physical consistency, and layout-aware integration. By focusing evaluation on this long-overlooked yet fundamental capability, **TextEditBench** establishes a new testing ground for advancing text-guided image editing and reasoning in multimodal generation.*

1. Introduction

The ever-increasing volume of visual content has driven progress in text-guided image editing, which aims to modify images flexibly through natural language instructions. Recent advances in diffusion models [16] and large vision-language models [38] have even shown generation capabilities indistinguishable to human observers.

However, much of their success is confined to editing intuitive visual objects. When the target shifts to **text embedded in the image**, existing generative models exhibit notable quality degradation, as textual content possesses high semantic density and is tightly coupled with layout, typography, perspective, and scene context—severely hindering their applications in real-world scenarios, *e.g.*, advertising customization and watermark manipulation.

Driven by the demand for precise text editing, text rendering [2, 19, 20, 22, 30, 31, 45] has become a key metric for evaluating generative foundation models. For example, half of the GPT-4o image generation demonstrations focus on text rendering scenarios. To systematically assess this capability, a series of benchmarks [9, 28, 30, 33, 50] has been proposed to measure controllability at the visual text level. However, existing benchmarks primarily focus on basic pixel-level manipulations and overlook higher-level semantic challenges. Specifically, through empirical analy-

sis of advanced models [4, 5, 14, 27, 39], we observe three common failure modes: **(i) Text rendering and legibility**. Models may hallucinate characters, misspell words, or distort glyphs, deviating from the specified content. **(ii) Visual and stylistic consistency**. Inserted or replaced text often mismatches the background in font, color, perspective, or illumination, leading to “copy-paste” artifacts. **(iii) Semantic consistency**. Editing prices, labels, or chart values can break logical or factual relations in the scene, revealing limited reasoning ability. Therefore, there is an urgent need for a benchmark that requires models to reason over *contextual and logical relations* among textual elements to preserve global coherence.

In this work, we propose **TextEditBench** to unify the evaluation of editing textual content within images, **textual accuracy**, **visual realism**, and **reasoning consistency** for text-in-image editing. As shown in Table 1, our benchmark uniquely covers all key dimensions of text-in-image editing, including multilinguality, human annotations, layout consistency, and reasoning. **TextEditBench** covers 14 topics, 6 task types, and 12 fine-grained sub-tasks, with 1196 annotated instances featuring complex layouts, multilingual content, and challenging surfaces.

Our evaluation methodology follows two complementary tracks: (1) MLLM acts as an evaluator to score five dimensions—Instruction Following (IF), Text Accuracy (TA), Visual Consistency (VC), Layout Preservation (LP), and Semantic Expectation (SE); SE can optionally leverage a *knowledge prompt (kp)* to make implicit semantic dependencies explicit. (2) A reproducible script computes perceptual metrics—**SSIM**, **PSNR**, **MSE**, and masked-region evaluation metric **LPIPS**. The two tracks are reported side by side and can be aggregated into an overall score.

We list our contribution as below: (1) We introduce **TextEditBench**, the **first benchmark tailored to text-in-image** editing, spanning 14 topics, 6 task types, 12 sub-tasks, and 1,400 annotated instances. (2) We introduce the **Semantic Expectation (SE)** metric to probe knowledge-supported and cross-element dependencies in textual edits; results on recent systems reveal persistent gaps in controllability, visual integration, and reasoning alignment.

2. Related Work

Text-Conditioned Image Editing. Recent years have witnessed rapid progress in text-guided image editing, driven by the evolution of diffusion models and multimodal large language models (MLLMs). Early modular systems such as InstructPix2Pix [1], InstructEdit [35], and MagicBrush [48] interpret textual instructions to produce intermediate masks or latent representations for diffusion-based editing. Subsequent works including AnyEdit [46], UltraEdit [49], Wordcon [28] and SmartEdit [12] further improve instruction following and fine-

Table 1. Comparison of Existing Datasets and **TextEditBench**.

Benchmark	Dataset Characteristics			Model Capability Dimensions			
	Complexity	Human Annotations	Multilingual	Text Rendering	Text Editing	Layout Consistency	Reasoning
LAION-Glyph[45]	easy	✗	✗	✓	✗	✗	✗
AnyText[30]	easy	✗	✓	✓	✗	✗	✗
LeX-Bench[50]	diverse	✗	✗	✗	✗	✓	✗
TextEditBench	diverse	✓	✓	✓	✓	✓	✓

grained control. Meanwhile, unified multimodal frameworks such as OmniGen [43], ACE/ACE++ [11, 23], bagel[6], Emu3.5[4] demonstrate the growing capability of generalist systems to perform editing as part of broader generative reasoning. Despite these advances, most existing approaches still treat text within images as generic texture rather than structured symbols, leading to spelling errors, poor stylistic integration, and background artifacts—revealing a lack of semantic and glyph-level control.

Datasets for Image Editing. Progress in instruction-based editing has been largely enabled by large-scale datasets such as InstructPix2Pix [1], MagicBrush [48], HQ-Edit [13], Infographics-650K[26] and SEED-Data-Edit [8]. However, these resources focus primarily on object- or style-level edits, lacking the fine-grained alignment and linguistic structure needed for text-in-image manipulation. Datasets from text recognition or captioning (e.g., COCO-Text [32], TextCaps [29]) provide text understanding but not paired (instruction, target) samples for editing. This motivates the need for a dedicated benchmark addressing both perceptual fidelity and semantic reasoning in textual edits.

Benchmarks and Evaluation Protocols. In recent years, several benchmark[3, 7, 10, 25, 36, 37, 51] tests have explored methods for evaluating reasoning in image generation and editing. These tests focus on types of reasoning like factual, causal, and logical reasoning. For instance, WISE[25] and RISEBench [51] assess these reasoning types in visual generation, while Complex-Edit [44] introduces adjustable editing chains to test reasoning in incremental image modifications. However, these studies often overlook the unique challenges of text editing within images. In contrast, Lex-Bench [50] evaluates text rendering performance in text-to-image generation with a new metric, PNED (Text Rendering Performance). TextAtlasEval[33] focuses on the rendering of long-form text, examining how models handle longer text. Yet, these methods fail to address the most challenging task in image editing: dynamic text modifications in complex contexts. To fill this gap, TE-Bench was developed as a unified, user-centered framework for evaluating text editing in images. It combines perceptual and

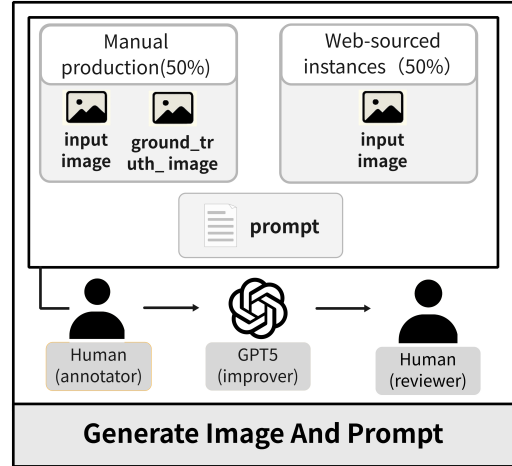


Figure 2. **Data collection and annotation pipeline of **TextEditBench**.** The dataset is constructed from a balanced mixture of manually produced instances with paired input/ground-truth images and web-sourced instances with input images only. For each sample, a human annotator first designs the editing instruction and attribute labels; a customized GPT5 prompt then refines and normalizes the text; finally, a human reviewer validates the outputs before inclusion in the benchmark.

linguistic metrics and introduces a new reasoning dimension—Semantic Expectation (SE)—to assess models’ understanding of semantic, stylistic, and contextual relationships. This approach bridges the gap between visual fidelity and multimodal reasoning, enabling more precise evaluation of models’ abilities in complex text editing tasks.

3. Text Editing Benchmark

Beyond surface-level rendering, our **TextEditBench** explicitly requires models to reason over semantic and contextual constraints to produce coherent edits. The overall benchmark construction pipeline is shown in Figure 2.

3.1. Data distribution

TextEditBench covers a broad set of real-world application domains, incorporating both human-synthesized data created via Canva¹ and human-annotated data sourced from

¹<https://www.canva.com>

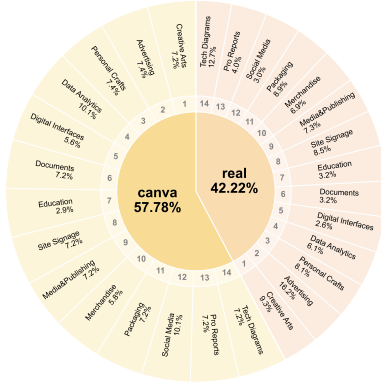


Figure 3. **Data distribution.** **TextEditBench** includes synthetic and real-world images, covering common text-in-image cases.

real-world images. To ensure diversity, we engaged domain experts to curate 14 subject topics that frequently involve textual content in daily visual contexts (e.g., signage and documents). This yields 14 subject types for each split. The overall data composition is illustrated in Figure 3, demonstrating balanced coverage across these domains.

3.2. Atom Operations

For systematic evaluation, we define a **set of canonical editing operations** that cover common text-related edits encountered in these domains: **Text Delete**: remove specified textual elements, emphasizing background recovery and contextual coherence. **Text Insert**: introduces new textual elements into an existing layout, reflecting compositional and spatial reasoning capabilities. **Text Change**: replace existing text while maintaining stylistic and spatial consistency. **Text Relocation**: repositioning textual elements across spatial coordinates, including translations and rotations within the layout. **Scaling**: adjusts the size of textual instances while preserving geometric and typographic balance. **Text Attribute**: alters visual or stylistic characteristics such as font, weight, or color to achieve target appearance transformations.

3.3. Difficulty Annotation

To enable fine-grained analysis and controlled sampling, each instance is annotated with *i.* a categorical difficulty label (*easy/medium/hard*) and *ii.* a continuous difficulty score $\in [0, 20]$. The continuous score is computed as the sum of **ten interpretable difficulty attributes**, each rated in $\{0, 1, 2\}$. Operational definitions of all attributes are summarized in Table 2, and detailed annotation criteria are provided in the supplementary material. The summed `difficulty_score` ranges from 0 to 20, which is further mapped to discrete tiers using conservative thresholds: *easy* (0–5), *medium* (6–10), and *hard* (11–20).

Table 2. Summary of difficulty attributes used for instance-level annotation. Each attribute is scored in $\{0, 1, 2\}$, contributing to the overall `difficulty_score` $\in [0, 20]$.

Attribute	Description (score basis)
<code>num.text.regions</code>	Number of distinct text regions (1=0; 2–3=1; >3=2)
<code>text.length</code>	Target text length (short≤2w=0; medium=1; long>4w=2)
<code>font.complexity</code>	Typographic complexity (plain=0; serif=1; decorative=2)
<code>language</code>	Linguistic complexity (English=0; non-English=1; mixed=2)
<code>surface.geometry</code>	Surface curvature (planar=0; mild=1; strong=2)
<code>occlusion</code>	Degree of occlusion (none=0; partial=1; severe=2)
<code>context.dependency</code>	Global context required (no=0; yes=2)
<code>background.clutter</code>	Background complexity (clean=0; moderate=1; cluttered=2)
<code>task.category</code>	Operation type (simple=0; geometric=1; semantic=2)
<code>semantic.linkage</code>	Cross-element reasoning required (no=0; yes=2)

3.4. Data collection

The overall data generation pipeline is shown in Figure 2. **TextEditBench** comprises 1,196 annotated instances. Data were collected and prepared through a two-pronged strategy to balance diversity and annotation fidelity:

i. Manual production (57.78%). Half of the dataset was created by skilled annotators using commercial design tools. These instances include both the input image and an output image representing an ideal, manually produced edit. Providing paired ground-truth outputs facilitates supervised evaluation and pixel-level comparisons for this subset.

ii. Web-sourced instances (42.22%). To ensure sufficient scale and content diversity while maintaining annotation quality, the remaining half of the dataset was primarily derived from two public benchmarks, **GIEBench**[34] and **AnyEdit**[46]. We selectively extracted images that met our filtering criteria (e.g., containing clearly localizable editable text regions and adequate contextual information). For categories or scenarios underrepresented in these sources, annotators were instructed to collect additional images from public image repositories and design-sharing websites. All selected images were subsequently normalized and annotated following the same pipeline and criteria as the manually produced subset.

To ensure annotation quality and consistency, we employ a structured annotation framework detailed below:

Annotation Format. Each instance comprises four components: *i.* basic attribute descriptions, *ii.* the human-written editing instruction, *iii.* meta attributes for difficulty scoring, and *iv.* a knowledge prompt (kp) when semantic linkage is present. The kp articulates the implicit semantic expectation and the reasoning chain that links the requested textual edit to the expected visual or contextual outcome.

Annotation pipeline. All annotations in **TextEditBench** are produced through a **three-stage human collaborative workflow**. *i. Human Drafting:* Annotators produce the initial prompts, difficulty attributes, and kp drafts. *ii. Model Refinement:* A customized GPT5 [15] prompt is then applied to normalize the text, unify the phrasing style, and pro-

duce a consistent kp structure. *iii. Human Verification* senior annotators review and correct every item; only after this manual verification is a sample included in [TextEditBench](#).

4. Dual-Track Evaluation Framework

Evaluating text-in-image editing requires assessing both low-level visual fidelity and high-level semantic coherence. To address this, [TextEditBench](#) employs a *dual-track evaluation framework* (Figure 4): **Pixel-Level Evaluation** uses human-annotated masks to isolate edited regions and measure preservation fidelity objectively, while **Semantic Evaluation** leverages multimodal LLMs to verify reasoning consistency and contextual understanding.

4.1. Pixel-Level Objective Metrics

To evaluate the visual fidelity of edited images, we employ a set of **pixel-level objective metrics** that quantify how well models *preserve unedited background regions*. Since existing automatic segmentation methods are often inaccurate for text-centric edits, all editable regions in [TextEditBench](#) are **manually annotated** by trained annotators to ensure pixel-level precision.

Human-Annotated Masks. For each instance, we define an editable mask that precisely delineates the region intended for modification. The annotation strategy adapts to data availability: when ground-truth edited images exist (e.g., the Canva subset), masks are aligned with regions that differ between the input and reference images. For real-world samples lacking paired outputs, annotators manually delineate target regions based on textual instructions, using the original image as a reference. This human-in-the-loop approach ensures reliable separation of edited and static regions, enabling reproducible quantitative evaluation.

Evaluation Protocol. To measure background preservation fidelity, metrics are computed exclusively on **non-edited regions**. For samples with ground-truth edits (Canva subset), we compare model outputs against reference images, excluding masked regions. For real-world samples without paired outputs, we compare generated images against original inputs outside masked areas, quantifying the extent of unintended modifications to preserved content.

Metric Implementation Details. Using the annotated masks and evaluation protocol, we measure background preservation with multiple metrics. Our primary metric is a calibrated masked MSE that measures unintended alterations in non-edited regions. To account for spatial misalignment introduced during editing, we apply SIFT keypoint detection[21], FLANN-based matching[24], and affine transformation for robust alignment. We additionally compute masked SSIM, LPIPS, and PSNR to jointly assess perceptual and pixel-level preservation quality.

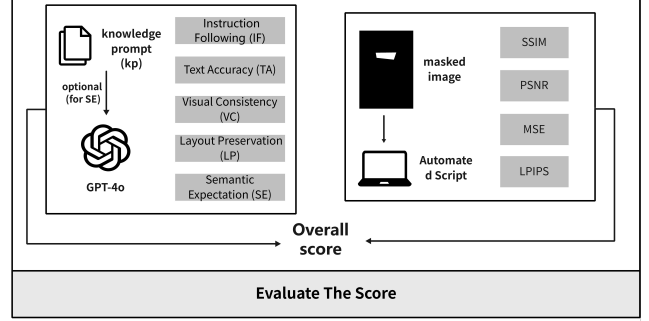


Figure 4. **Overview of the evaluation pipeline.** The evaluation framework combines both **Semantic Metrics** and **Pixel-Level Fidelity Metrics**. Left: GPT-4o evaluates text-guided edits across five complementary dimensions. When the edit involves higher-level semantic reasoning, an auxiliary knowledge prompt is optionally provided for SE assessment. Right: Pixel-level objective metrics are proposed to quantify preservation of unedited content.

4.2. MLLM-based Semantic Metrics

While pixel-level metrics assess local fidelity, they cannot capture whether edits fulfill semantic intent or maintain global coherence. To address this gap, we employ multimodal large language models (MLLMs) to evaluate five complementary semantic dimensions: *Instruction Following*, *Text Accuracy*, *Visual Consistency*, *Layout Preservation*, and *Semantic Expectation*. These metrics jointly assess both **low-level editing fidelity** and **high-level semantic alignment**, providing a holistic evaluation of reasoning-aware editing capabilities. Each metric is rated on a 0–5 scale using GPT-4o [14] as the evaluator.

4.2.1. Overview of Semantic Evaluation

Specifically, **Instruction Following (IF)** checks whether the model executes the instruction exactly as described, without adding or altering anything unintended. **Text Accuracy (TA)** measures the correctness and completeness of textual modifications, ensuring that the edited text faithfully reflects the intended meaning of the instruction. **Visual Consistency (VC)** assesses whether the newly edited content blends seamlessly into the surrounding visual context, including font style, color tone, and illumination, thereby reflecting perceptual coherence and realism. **Layout Preservation (LP)** examines whether edits remain spatially localized and whether non-target regions preserve their structural integrity, avoiding unnecessary distortions that compromise the overall layout. Finally, we introduce **Semantic Expectation (SE)** as a novel metric for evaluating higher-order reasoning and contextual understanding beyond surface-level text modification.

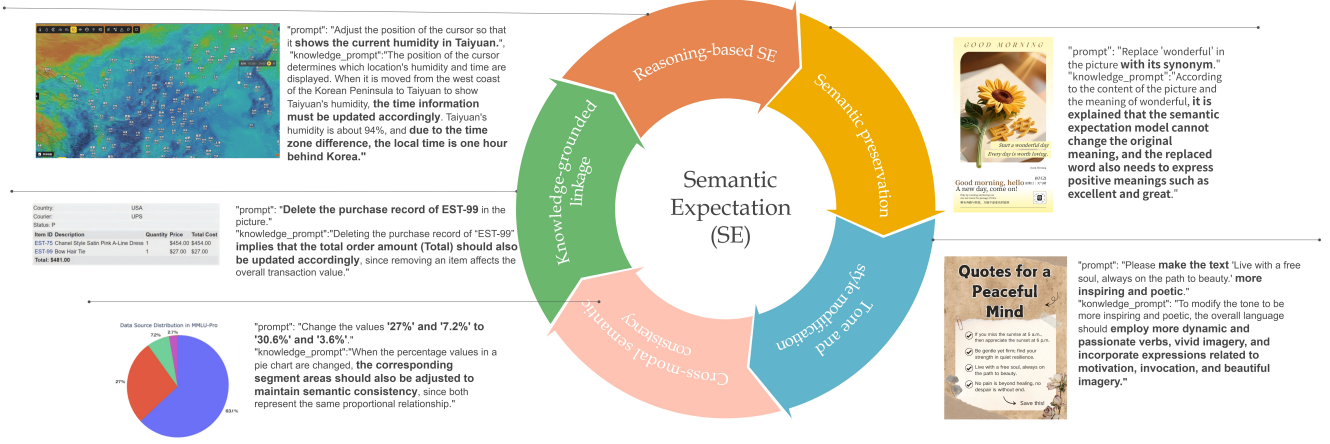


Figure 5. Illustration of the five dimensions of the **Semantic Expectation (SE)** metric. Key conceptual aspects are highlighted for clarity.

4.2.2. Semantic Expectation (SE) Metric

While the previous four metrics assess local fidelity and explicit textual alignment, **Semantic Expectation (SE)** evaluates models' deeper reasoning and contextual understanding capabilities. SE measures whether models can infer and apply *implicit semantic dependencies* between textual instructions and corresponding visual or contextual outcomes. In Figure 5, we show complementary dimensions of SE:

i. Knowledge-grounded linkage: Evaluates whether the model can leverage commonsense or domain-specific knowledge implied by the instruction. *ii. Reasoning-based SE:* Measures the ability to perform implicit logical or causal reasoning across dependent elements, ensuring internal semantic consistency. *iii. Semantic preservation:* Checks whether the model can modify text while preserving its meaning. *iv. Tone and style modification:* Evaluates the ability to adjust tone or communicative intent without distorting factual semantics. *v. Cross-modal semantic consistency:* Examines whether textual edits remain coherent with surrounding visual cues or environmental context, ensuring cross-modal alignment.

To evaluate **Semantic Expectation (SE)**, we follow **KRIS-Bench** [42] and introduce an auxiliary component termed **Knowledge Prompt (KP)**. Each *KP* explicitly articulates the implicit semantic expectation within the instruction and the reasoning chain linking the textual edit to its expected visual or contextual outcome. By providing explicit human-interpretable rationale, the *KP* improves GPT-4o's accuracy and consistency in assessing reasoning.

5. Experiments

We evaluate a diverse set of text-guided image editing models on the **TextEditBench** to provide a comprehensive comparison between open-source and proprietary systems. All experiments are conducted on eight NVIDIA Tesla V100

GPUs using official default hyperparameter configuration of each model to ensure fairness and reproducibility.

5.1. Baselines

Models. We consider **eleven** representative text-guided image editing models covering a wide range of architectures and training paradigms. **Open-source models:** Step1X-Edit [18], MagicBrush [47], InstructPix2Pix [1], OmniGen2 [41], Emu3.5 [4], Bagel [6], FLUX.1-Kontext-dev [17], and Qwen-Image-Edit [40]. **Proprietary (closed-source) models:** NanoBanana [5], and Seedream [27]. By defaults, for each model family, we use the largest and best-performing available model to data. These models collectively represent the state of the art in diffusion-based, multimodal large-model-based, and instruction-tuned architectures for image editing.

Evaluation. The result of each model is assessed through a dual evaluation scheme combining **Pixel-Level Objective Metrics** and **MLLM-based Semantic Metrics**: This hybrid evaluation strategy balances objective reproducibility and subjective semantic fidelity, providing a rigorous, multi-perspective assessment of text editing capability.

5.2. Quantitative Results

This section presents a unified quantitative comparison across all models and both evaluation sets. We shown the results in Table 3 that derived from automated **pixel-level objective evaluation**, while and Table 4 are obtained from **MLLM-assisted human-aligned scoring**. Each model is evaluated on both the *synthetic* and *Real* subsets.

We find: *i.* The benchmark is quite challenge for existing models no matter open-source or closed-source models. For example, for best NanoBanana model, it only get 16.54 score in total, far away from 25. *ii.* The *Synthetic* split is much harder than the *Real-World* split, as evidenced by the mean value (10.82 vs 13.01). *iii.* The best metric is LP,

Table 3. **Comprehensive Evaluation Results on TE-Bench (Part 1: Script-based).** Each model is evaluated on both *Synthetic* and *Real-World* subsets. This table shows the automated **Script-based Evaluation (S)**. Higher is better for all metrics except MSE.

Model	Script-based Evaluation (S)							
	Synthetic				Real-World			
	SSIM↑	LPIPS↓	PSNR↑	MSE↓	SSIM↑	LPIPS↓	PSNR↑	MSE↓
Step1X-Edit	0.879	0.089	25.523	982.548	0.872	0.091	27.169	997.937
Step1X-Edit-Think	0.899	0.067	27.012	584.159	0.861	0.099	26.710	1319.081
MagicBrush	0.788	0.162	19.292	3456.709	0.746	0.186	19.722	3646.180
InstructPix2Pix	0.768	0.187	17.774	2718.524	0.725	0.245	16.937	3601.554
Emu3.5(512)	0.769	0.092	19.323	1131.326	0.758	0.082	21.633	842.310
OmniGen2	0.836	0.129	21.376	2046.597	0.818	0.140	22.726	2039.790
Bagel(512)	0.873	0.077	24.423	726.406	0.894	0.063	28.187	545.238
Bagel-Think(512)	0.896	0.057	25.524	459.235	0.901	0.058	28.364	423.021
FLUX.1-Kontext-dev	0.906	0.056	28.290	522.070	0.896	0.069	29.637	399.199
Qwen-Image-Edit	0.901	<u>0.039</u>	28.219	<u>278.521</u>	0.887	<u>0.045</u>	<u>30.023</u>	<u>228.439</u>
NanoBanana	<u>0.904</u>	0.036	29.883	160.341	0.888	0.043	31.476	175.517
Seedream	0.775	0.136	20.329	1121.807	0.808	0.143	24.229	496.756
Mean	0.850	0.094	23.914	1182.354	0.838	0.105	25.568	1226.252

Table 4. **Comprehensive Evaluation Results on TE-Bench (Part 2: MLLM-Assisted).** This table shows the **GPT-4o-Assisted Evaluation (G)** over 5 metrics. Each metric is in range 0 to 5.

Model	GPT-4o-Assisted Evaluation (G)											
	Synthetic						Real-World					
	IF↑	TA↑	VC↑	LP↑	SE↑	Overall↑	IF↑	TA↑	VC↑	LP↑	SE↑	Overall↑
Step1X-Edit	1.40	1.44	1.88	3.40	1.14	9.26/25	1.96	2.11	2.81	4.06	1.08	12.02/25
Step1X-Edit-Think	2.28	2.50	2.52	3.81	2.07	13.18/25	3.05	3.42	3.48	4.24	1.98	16.17/25
MagicBrush	0.73	0.73	0.60	1.18	0.62	3.86/25	0.59	0.80	0.64	1.42	0.67	4.12/25
InstructPix2Pix	0.90	1.14	1.14	1.61	0.72	5.51/25	0.56	1.22	1.09	1.69	0.79	5.35/25
Emu3.5(512)	1.40	2.41	1.98	1.90	1.65	9.34/25	2.82	3.00	3.10	3.73	1.40	14.05/25
OmniGen2	1.12	1.74	1.72	3.08	0.86	8.52/25	1.67	2.22	2.45	3.63	1.02	10.99/25
Bagel(512)	1.81	2.31	1.83	2.94	1.52	10.41/25	2.21	2.50	2.75	4.22	1.15	12.83/25
Bagel-Think(512)	1.53	1.85	1.67	2.97	1.34	9.36/25	1.53	1.53	2.13	4.09	0.93	10.21/25
FLUX.1-Kontext-dev	1.85	2.15	2.67	4.35	1.40	12.42/25	2.53	2.94	3.57	4.66	1.23	14.93/25
Qwen-Image-Edit	2.91	3.23	3.51	4.48	2.45	16.58/25	<u>3.50</u>	<u>3.83</u>	4.15	<u>4.75</u>	2.47	18.70/25
NanoBanana	<u>2.90</u>	<u>3.25</u>	<u>3.40</u>	<u>4.46</u>	<u>2.53</u>	<u>16.54/25</u>	3.18	3.60	<u>3.94</u>	4.77	2.73	18.22/25
Seedream	2.67	3.44	2.97	3.25	2.57	14.90/25	3.64	3.96	3.90	4.42	<u>2.62</u>	18.54/25
Mean	1.79	2.18	2.16	3.12	1.57	10.82/25	2.27	2.59	2.83	3.81	1.51	13.01/25

which get 3.12/5 score average, this indicates most models can preserve the layout well during text editing process. *iv.* The worst metric is Semantic Expectation, indicating that most models fail to perform the required reasoning. This is expected, as our benchmark requires multi-step reasoning grounded in world knowledge.

5.3. Examples Requiring Multi-Step Reasoning

To further assess the limits of current models and understand the complex of our **TextEditBench**, we showcase in Figure 6 several text-editing cases that demand multi-step reasoning. In these scenarios, simply reading text or modifying local regions is insufficient. Instead, the model must

execute a structured cognitive workflow: *i.* **Interpret Visual semantics:** identify relevant text, numbers, dates, or layout cues in the original image. *ii.* **Understand the instruction:** determine the required operation and its semantic dependencies (e.g., “postpone by four days,” “calculate the price for two people”). *iii.* **Invoke world knowledge and perform reasoning:** including arithmetic calculation, date adjustment, and contextual association such as linking “progress bar” changes to “time update.” *iv.* **Render the final context in the correct location:** ensuring the modified text remains layout-consistent and visually coherent.

As shown in Figure 6, most existing models struggle with these tasks, indicating that multi-step reasoning




Figure 6. **Reasoning-aware text editing example.** The left column illustrates the multiple steps reasoning process required to accomplish each editing task. To succeed, the model must not interpret the visual cues indicates in the original image, but also fully understand the text instruction and invoke relevant world knowledge. World knowledge include *arithmetic*, *date calculation*, or *contextual association* like between “move progress” and “time changed”. These tasks impose high demands on the **reasoning ability of model**, **semantic understanding**, and **precise visual editing**.

remains a major bottleneck for today’s text-guided image editing systems. Overall, these examples show that **TextEditBench** imposes a high bar for reasoning-aware editing, requiring tight visual understanding, precise instruction interpretation, and world-knowledge-guided text generation that remain challenging for current models.

5.4. Error Analysis

To better understand the limitations of current models, we analyze several representative failure cases in **TextEditBench**. As shown in Figure 7, even the strongest models still struggle with precise text relocalization, spatial adjustment, and context-consistent rendering.

We observe two common failure modes: (i) models correctly interpret the instruction but misidentify the target region, leading to misplaced or incomplete edits; (ii) models locate the correct area but fail to preserve layout consistency after modification. These errors indicate that text-guided editing still requires tighter coupling between visual grounding and text understanding.

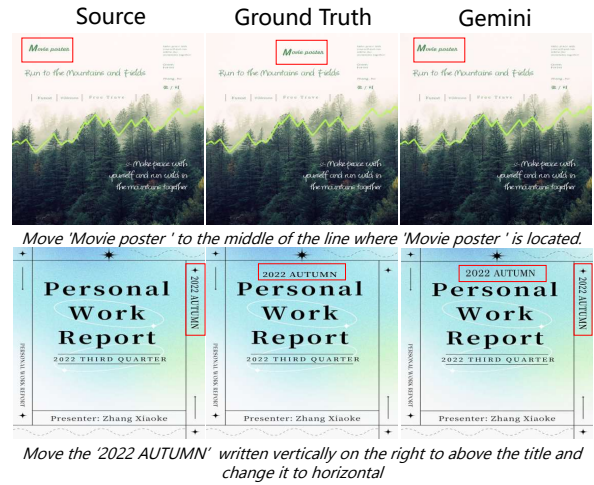


Figure 7. **Nano-banana editing examples.** Models often understand the instruction but still fail at precise text relocalization.

6. Conclusion

In this work, we presented **TextEditBench**, the first comprehensive evaluation framework dedicated to assessing text-in-image editing task. **TextEditBench** spanning 14 domains, 6 task types, and 12 fine-grained sub-tasks, **TextEditBench** provides fine-grained difficulty control and a reasoning-aware evaluation Semantic Expectation metric. Comprehensive experiments reveal that while recent model handle simple edits, they continue to struggle with context-dependent reasoning and semantically coherent text manipulation. We envision **TextEditBench** serving as a foundation for future studies in layout-aware editing and improved controllable instruction alignment, ultimately enabling models to match human intent. In the future, we plan to extend **TextEditBench** benchmark to broader real-world scenarios and more diverse editing contexts.

References

- [1] Tim Brooks, Aleksander Holynski, and Alexei A. Efros. Instructpix2pix: Learning to follow image editing instructions, 2023. 2, 3, 6
- [2] Jingye Chen, Yupan Huang, Tengchao Lv, Lei Cui, Qifeng Chen, and Furu Wei. Textdiffuser-2: Unleashing the power of language models for text rendering. In *European Conference on Computer Vision*, pages 386–402. Springer, 2024. 2
- [3] Zihui Cheng, Qiguang Chen, Jin Zhang, Hao Fei, Xiaocheng Feng, Wanxiang Che, Min Li, and Libo Qin. Comt: A novel benchmark for chain of multi-modal thought on large vision-language models. In *Proceedings of the AAAI Conference on Artificial Intelligence*, pages 23678–23686, 2025. 3
- [4] Yufeng Cui, Honghao Chen, Haoge Deng, Xu Huang, Xinghang Li, Jirong Liu, Yang Liu, Zhuoyan Luo, Jinsheng Wang, Wenxuan Wang, et al. Emu3. 5: Native multimodal models are world learners. *arXiv preprint arXiv:2510.26583*, 2025. 2, 3, 6
- [5] Google DeepMind. Nano banana: Image editing in gemini just got a major upgrade. <https://gemini.google/overview/image-generation/>, 2025. Accessed: 2025-11-11. 2, 6
- [6] Chaorui Deng, Deyao Zhu, Kunchang Li, Chenhui Gou, Feng Li, Zeyu Wang, Shu Zhong, Weihao Yu, Xiaonan Nie, Ziang Song, et al. Emerging properties in unified multimodal pretraining. *arXiv preprint arXiv:2505.14683*, 2025. 3, 6
- [7] Textual Image Design. T2i-reasonbench: Benchmarking reasoning-informed text-to-image generation. 3
- [8] Yuying Ge, Sijie Zhao, Chen Li, Yixiao Ge, and Ying Shan. Seed-data-edit technical report: A hybrid dataset for instructional image editing, 2024. 3
- [9] Zigang Geng, Yibing Wang, Yeyao Ma, Chen Li, Yongming Rao, Shuyang Gu, Zhao Zhong, Qinglin Lu, Han Hu, Xiaosong Zhang, et al. X-omni: Reinforcement learning makes discrete autoregressive image generative models great again. *arXiv preprint arXiv:2507.22058*, 2025. 2
- [10] Feng Han, Yibin Wang, Chenglin Li, Zheming Liang, Di-anyi Wang, Yang Jiao, Zhipeng Wei, Chao Gong, Cheng Jin, Jingjing Chen, et al. Unireditbench: A unified reasoning-based image editing benchmark. *arXiv preprint arXiv:2511.01295*, 2025. 3
- [11] Zhen Han, Zeyinzi Jiang, Yulin Pan, Jingfeng Zhang, Chaojie Mao, Chenwei Xie, Yu Liu, and Jingren Zhou. Ace: All-round creator and editor following instructions via diffusion transformer, 2024. 3
- [12] Yuzhou Huang, Liangbin Xie, Xintao Wang, Ziyang Yuan, Xiaodong Cun, Yixiao Ge, Jiantao Zhou, Chao Dong, Rui Huang, Ruimao Zhang, and Ying Shan. Smartedit: Exploring complex instruction-based image editing with multimodal large language models, 2023. 2
- [13] Mude Hui, Siwei Yang, Bingchen Zhao, Yichun Shi, Heng Wang, Peng Wang, Yuyin Zhou, and Cihang Xie. Hq-edit: A high-quality dataset for instruction-based image editing, 2024. 3
- [14] Aaron Hurst, Adam Lerer, Adam P Goucher, Adam Perelman, Aditya Ramesh, Aidan Clark, AJ Ostrow, Akila Welihinda, Alan Hayes, Alec Radford, et al. Gpt-4o system card. *arXiv preprint arXiv:2410.21276*, 2024. 2, 5
- [15] Aaron Hurst, Adam Lerer, Adam P Goucher, Adam Perelman, Aditya Ramesh, Aidan Clark, AJ Ostrow, Akila Welihinda, Alan Hayes, Alec Radford, et al. Gpt-4o system card. *arXiv preprint arXiv:2410.21276*, 2024. 4
- [16] Vladimir Kulikov, Shahar Yadin, Matan Kleiner, and Tomer Michaeli. Sinddm: A single image denoising diffusion model. In *International conference on machine learning*, pages 17920–17930. PMLR, 2023. 2
- [17] Black Forest Labs, Stephen Batifol, Andreas Blattmann, Frederic Boesel, Saksham Consul, Cyril Diagne, Tim Dockhorn, Jack English, Zion English, Patrick Esser, et al. Flux. 1 kontext: Flow matching for in-context image generation and editing in latent space. *arXiv preprint arXiv:2506.15742*, 2025. 6
- [18] Shiyu Liu, Yucheng Han, Peng Xing, Fukun Yin, Rui Wang, Wei Cheng, Jiaqi Liao, Yingming Wang, Honghao Fu, Chunrui Han, et al. Step1x-edit: A practical framework for general image editing. *arXiv preprint arXiv:2504.17761*, 2025. 6
- [19] Zeyu Liu, Weicong Liang, Zhanhao Liang, Chong Luo, Ji Li, Gao Huang, and Yuhui Yuan. Glyph-byt5: A customized text encoder for accurate visual text rendering. In *European Conference on Computer Vision*, pages 361–377. Springer, 2024. 2
- [20] Zeyu Liu, Weicong Liang, Yiming Zhao, Bohan Chen, Lin Liang, Lijuan Wang, Ji Li, and Yuhui Yuan. Glyph-byt5-v2: A strong aesthetic baseline for accurate multilingual visual text rendering. *arXiv preprint arXiv:2406.10208*, 2024. 2
- [21] David G Lowe. Distinctive image features from scale-invariant keypoints. *International journal of computer vision*, 60(2):91–110, 2004. 5
- [22] Jian Ma, Mingjun Zhao, Chen Chen, Ruichen Wang, Di Niu, Haonan Lu, and Xiaodong Lin. Glyphdraw: Seamlessly rendering text with intricate spatial structures in text-to-image generation. *arXiv preprint arXiv:2303.17870*, 2023. 2
- [23] Chaojie Mao, Jingfeng Zhang, Yulin Pan, Zeyinzi Jiang, Zhen Han, Yu Liu, and Jingren Zhou. Ace++: Instruction-based image creation and editing via context-aware content filling, 2025. 3
- [24] Marius Muja and David G Lowe. Fast approximate nearest neighbors with automatic algorithm configuration. *VISAPP (I)*, 2(331-340):2, 2009. 5
- [25] Yuwei Niu, Munan Ning, Mengren Zheng, Weiyang Jin, Bin Lin, Peng Jin, Jiaqi Liao, Kunpeng Ning, Bin Zhu, and Li Yuan. Wise: A world knowledge-informed semantic evaluation for text-to-image generation, 2025. 3
- [26] Yuyang Peng, Shishi Xiao, Keming Wu, Qisheng Liao, Bohan Chen, Kevin Lin, Danqing Huang, Ji Li, and Yuhui Yuan. Bizgen: Advancing article-level visual text rendering for infographics generation. In *Proceedings of the Computer Vision and Pattern Recognition Conference*, pages 23615–23624, 2025. 3
- [27] Team Seedream, Yunpeng Chen, Yu Gao, Lixue Gong, Meng Guo, Qiushan Guo, Zhiyao Guo, Xiaoxia Hou, Weilin Huang, Yixuan Huang, et al. Seedream 4.0: Toward next-generation multimodal image generation. *arXiv preprint arXiv:2509.20427*, 2025. 2, 6

- [28] Wenda Shi, Yiren Song, Zihan Rao, Dengming Zhang, Jiaming Liu, and Xingxing Zou. Wordcon: Word-level typography control in scene text rendering. *arXiv preprint arXiv:2506.21276*, 2025. 2
- [29] Oleksii Sidorov, Ronghang Hu, Marcus Rohrbach, and Amanpreet Singh. Textcaps: a dataset for image captioning with reading comprehension, 2020. 3
- [30] Yuxiang Tuo, Wangmeng Xiang, Jun-Yan He, Yifeng Geng, and Xuansong Xie. Anytext: Multilingual visual text generation and editing. *arXiv preprint arXiv:2311.03054*, 2023. 2, 3
- [31] Yuxiang Tuo, Yifeng Geng, and Liefeng Bo. Anytext2: Visual text generation and editing with customizable attributes. *arXiv preprint arXiv:2411.15245*, 2024. 2
- [32] Andreas Veit, Tomas Matera, Lukas Neumann, Jiri Matas, and Serge Belongie. Coco-text: Dataset and benchmark for text detection and recognition in natural images, 2016. 3
- [33] Alex Jinpeng Wang, Dongxing Mao, Jiawei Zhang, Weiming Han, Zhuobai Dong, Linjie Li, Yiqi Lin, Zhengyuan Yang, Libo Qin, Fuwei Zhang, Lijuan Wang, and Min Li. Textatlas5m: A large-scale dataset for dense text image generation, 2025. 2, 3
- [34] Leyan Wang, Yonggang Jin, Tianhao Shen, Tianyu Zheng, Xinrun Du, Chenchen Zhang, Wenhao Huang, Jiaheng Liu, Shi Wang, Ge Zhang, et al. Giebench: Towards holistic evaluation of group identity-based empathy for large language models. *arXiv preprint arXiv:2406.14903*, 2024. 4
- [35] Qian Wang, Biao Zhang, Michael Birsak, and Peter Wonka. Instructedit: Improving automatic masks for diffusion-based image editing with user instructions, 2023. 2
- [36] Yibin Wang, Zhimin Li, Yuhang Zang, Jiazi Bu, Yujie Zhou, Yi Xin, Junjun He, Chunyu Wang, Qinglin Lu, Cheng Jin, et al. Unigenbench++: A unified semantic evaluation benchmark for text-to-image generation. *arXiv preprint arXiv:2510.18701*, 2025. 3
- [37] Zhaokai Wang, Penghao Yin, Xiangyu Zhao, Changyao Tian, Yu Qiao, Wenhao Wang, Jifeng Dai, and Gen Luo. Genexam: A multidisciplinary text-to-image exam. *arXiv preprint arXiv:2509.14232*, 2025. 3
- [38] Zeyu Wang, Libo Zhao, Jizheng Zhang, Rui Song, Haiyu Song, Jiana Meng, and Shidong Wang. Multi-text guidance is important: Multi-modality image fusion via large generative vision-language model. *International Journal of Computer Vision*, pages 1–23, 2025. 2
- [39] Chenfei Wu, Jiahao Li, Jingren Zhou, Junyang Lin, Kaiyuan Gao, Kun Yan, Sheng ming Yin, Shuai Bai, Xiao Xu, Yilei Chen, Yuxiang Chen, Zecheng Tang, Zekai Zhang, Zhengyi Wang, An Yang, Bowen Yu, Chen Cheng, Dayiheng Liu, Deqing Li, Hang Zhang, Hao Meng, Hu Wei, Jingyuan Ni, Kai Chen, Kuan Cao, Liang Peng, Lin Qu, Minggang Wu, Peng Wang, Shuting Yu, Tingkun Wen, Wensen Feng, Xiaoxiao Xu, Yi Wang, Yichang Zhang, Yongqiang Zhu, Yujia Wu, Yuxuan Cai, and Zenan Liu. Qwen-image technical report, 2025. 2
- [40] Chenfei Wu, Jiahao Li, Jingren Zhou, Junyang Lin, Kaiyuan Gao, Kun Yan, Sheng-ming Yin, Shuai Bai, Xiao Xu, Yilei Chen, et al. Qwen-image technical report. *arXiv preprint arXiv:2508.02324*, 2025. 6
- [41] Chenyuan Wu, Pengfei Zheng, Ruiran Yan, Shitao Xiao, Xin Luo, Yueze Wang, Wanli Li, Xiyan Jiang, Yexin Liu, Junjie Zhou, et al. Omnigen2: Exploration to advanced multimodal generation. *arXiv preprint arXiv:2506.18871*, 2025. 6
- [42] Yongliang Wu, Zonghui Li, Xinting Hu, Xinyu Ye, Xianfang Zeng, Gang Yu, Wenbo Zhu, Bernt Schiele, Ming-Hsuan Yang, and Yang Xu. Kris-bench: Benchmarking next-level intelligent image editing models, 2025. 6
- [43] Shitao Xiao, Yueze Wang, Junjie Zhou, Huaying Yuan, Xingrun Xing, Ruiran Yan, Chaofan Li, Shuting Wang, Tiejun Huang, and Zheng Liu. Omnigen: Unified image generation, 2024. 3
- [44] Siwei Yang, Mude Hui, Bingchen Zhao, Yuyin Zhou, Nataniel Ruiz, and Cihang Xie. Complex-edit: Cot-like instruction generation for complexity-controllable image editing benchmark, 2025. 3
- [45] Yukang Yang, Dongnan Gui, Yuhui Yuan, Weicong Liang, Haisong Ding, Han Hu, and Kai Chen. Glyphcontrol: Glyph conditional control for visual text generation. *Advances in Neural Information Processing Systems*, 36:44050–44066, 2023. 2, 3
- [46] Qifan Yu, Wei Chow, Zhongqi Yue, Kaihang Pan, Yang Wu, Xiaoyang Wan, Juncheng Li, Siliang Tang, Hanwang Zhang, and Yueting Zhuang. Anyedit: Mastering unified high-quality image editing for any idea. In *Proceedings of the Computer Vision and Pattern Recognition Conference*, pages 26125–26135, 2025. 2, 4
- [47] Kai Zhang, Lingbo Mo, Wenhao Chen, Huan Sun, and Yu Su. Magicbrush: A manually annotated dataset for instruction-guided image editing. *Advances in Neural Information Processing Systems*, 36:31428–31449, 2023. 6
- [48] Kai Zhang, Lingbo Mo, Wenhao Chen, Huan Sun, and Yu Su. Magicbrush: A manually annotated dataset for instruction-guided image editing, 2024. 2, 3
- [49] Haozhe Zhao, Xiaojian Ma, Liang Chen, Shuzheng Si, Rujie Wu, Kaikai An, Peiyu Yu, Minjia Zhang, Qing Li, and Baobao Chang. Ultraedit: Instruction-based fine-grained image editing at scale, 2024. 2
- [50] Shitian Zhao, Qilong Wu, Xinyue Li, Bo Zhang, Ming Li, Qi Qin, Dongyang Liu, Kaipeng Zhang, Hongsheng Li, Yu Qiao, et al. Lex-art: Rethinking text generation via scalable high-quality data synthesis. *arXiv preprint arXiv:2503.21749*, 2025. 2, 3
- [51] Xiangyu Zhao, Peiyuan Zhang, Kexian Tang, Hao Li, Zicheng Zhang, Guangtao Zhai, Junchi Yan, Hua Yang, Xue Yang, and Haodong Duan. Envisioning beyond the pixels: Benchmarking reasoning-informed visual editing (risebench), 2025. 3

Appendix

1. Introduction	2
2. Related Work	2
3. Text Editing Benchmark	3
3.1. Data distribution	3
3.2. Atom Operations	4
3.3. Difficulty Annotation	4
3.4. Data collection	4
4. Dual-Track Evaluation Framework	5
4.1. Pixel-Level Objective Metrics	5
4.2. MLLM-based Semantic Metrics	5
5. Experiments	6
5.1. Baselines	6
5.2. Quantitative Results	6
5.3. Examples Requiring Multi-Step Reasoning	7
5.4. Error Analysis	8
6. Conclusion	9
A Discussion	12
A.1. Spatial Entanglement: The Challenge of Text Relocation	12
A.2. Deficiencies in Implicit Reasoning	12
A.3. Challenges in Physical Consistency	13
B Auxiliary Attribute Definitions	13
C Robustness of GPT-4o-Based Evaluation	15
D Human Study	15
E More Visualization Results	15
F. Prompt Templates for GPT-4o-based Evaluation	15

A. Discussion

A.1. Spatial Entanglement: The Challenge of Text Relocation

We find that relocating text objects poses significant challenges for current architectures. As shown in Figure 8, text relocation achieves the lowest score among all the tasks. Unlike in-place editing, which benefits from strong spatial priors provided by the original text layout, relocation requires the model to simultaneously perform two distinct and conflicting sub-tasks: high-fidelity in-painting at the source coordinates (to remove the original text) and structurally coherent generation at the target coordinates. As illustrated in Figure 15, current state-of-the-art models exhibit limited capability in explicit spatial manipulation. When instructed to move or rotate text, the models tend to ignore the geometric constraints and preserve the original layout. Common fail-

ure modes include “ghosting artifacts” where the original text is not fully erased, or “spatial entanglement” where the style of the source text fails to transfer to the new location. This suggests that current attention mechanisms struggle to disentangle semantic content from spatial positional embeddings effectively.

A.2. Deficiencies in Implicit Reasoning

Most models failed when the instruction required multi-step reasoning or understanding implicit relationships. For instance, performance drops precipitously in scenarios like text correction or context-based QA, where the target text is not explicitly provided in the prompt. This aligns with the low scores observed on our **Semantic Expectation (SE)** metric, suggesting that current architectures struggle to align visual cues with complex linguistic logic. Instead of performing the necessary cognitive operations, models often revert to prioritizing low-level visual imitation over

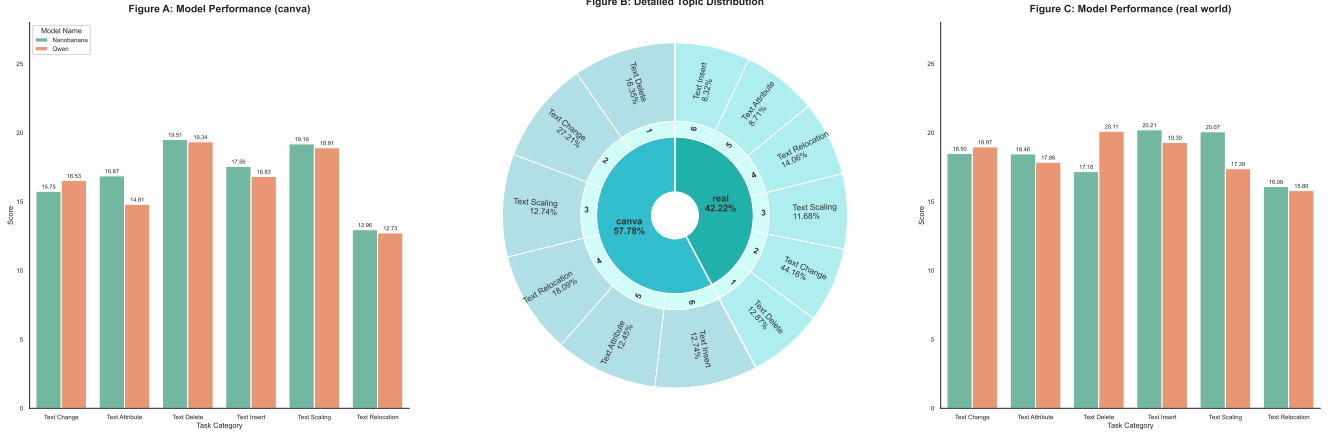


Figure 8. **Performance scores by editing task.** Left (Fig. A) and Right (Fig. C): Performance comparison of Nanobanana and Qwen models across six text-editing tasks on canva and real world data, respectively. Middle (Fig. B): Hierarchical distribution of the evaluation dataset, categorized by data source (Canva vs. Real) and specific task sub-categories.



Figure 9. **Qualitative results on real-world text editing tasks.** We visualize example edits across diverse real world scenarios.

high-level semantic correctness.

A.3. Challenges in Physical Consistency

Generating text that respects the physical properties (lighting, texture, perspective) of the underlying surface remains difficult. As demonstrated in Figure 9, preserving the intrinsic visual attributes of the source text—specifically color, font style, and granularity—remains a formidable challenge in real-world scenarios. Unlike synthetic data, real-world images contain complex high-frequency noise and lighting variations. Current models often fail to replicate these sub-

tle details; for instance, the generated text tends to appear unnaturally smooth or digital, lacking the specific film grain or sensor noise present in the surrounding pixels. This discrepancy in texture and color saturation disrupts the visual harmony, making the edited regions distinguishable from the original background.

B. Auxiliary Attribute Definitions

This appendix provides detailed annotation criteria for each attribute contributing to the TE-Bench `difficulty_score`. These definitions are designed for reproducibility and inter-annotator consistency.

1. num.text_regions Indicates how many spatially distinct areas in the `input_image` contain the text to be edited. For example, if the prompt requires changing the word “good,” and it appears in two separate regions, then `num.text_regions` = 2 (scored as 1). In practice, this corresponds to the number of connected white components in the binary mask aligned with the `ground_truth_image`. Each white region represents an editable text zone.

2. text.length Refers to the total length of all target texts specified in the prompt. If multiple segments are involved, their character counts are summed. For Chinese, each character counts as one unit; for English, visible letters are counted (excluding spaces). This metric reflects the scale of textual change—longer edits often require greater layout and semantic adjustment.

3. font.complexity Captures typographic complexity and readability challenges.

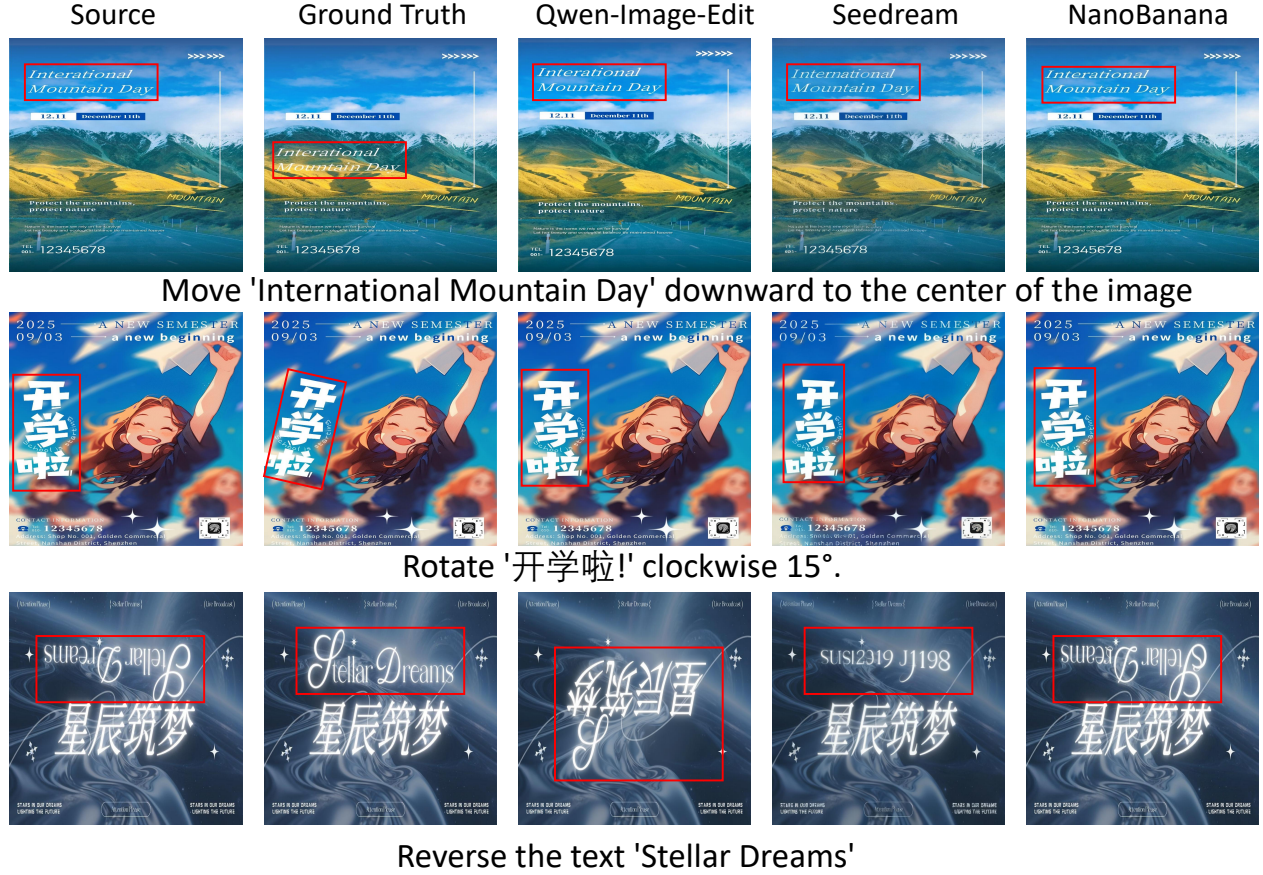


Figure 10. Failed examples of relocation

- 0 = plain sans-serif fonts (high legibility, minimal style);
 - 1 = serif or retro styles with moderate ornamentation;
 - 2 = decorative or handwritten fonts with irregular stroke patterns.
- This attribute influences both visual blending and text localization difficulty.

4. language Determined by the most complex linguistic setting appearing in either the `input_image` or `ground_truth_image`. For example, if the input image mixes Chinese and English but the output becomes pure English, the mixed form dominates (scored higher).

- 0 = single English;
- 1 = single non-English (e.g., Chinese, Arabic);
- 2 = mixed or multilingual (e.g., Chinese + English).

5. surface_geometry Describes the geometric condition of the surface where the text resides.

- 0 = planar surface;
- 1 = slightly curved or angled surface;
- 2 = pronounced curvature (e.g., bottles, fabrics, metallic cylinders).

For insertion-only tasks, the label is decided based on the surface where the new text appears in the `ground_truth_image`. This factor affects both text warping and spatial alignment.

6. occlusion Measures the extent to which the target text is visually blocked by other elements.

- 0 = no occlusion;
 - 1 = mild occlusion (less than half covered, e.g., partially hidden by petals or shadows);
 - 2 = severe occlusion (roughly half or more obscured).
- Annotators are advised to make reasonable, not overly strict, judgments when the boundary is ambiguous.

7. context_dependency Evaluates whether understanding the overall image context is necessary to perform the edit correctly. This attribute distinguishes purely local text manipulation from contextually aware edits.

- 0 = local-only edits (e.g., spelling correction, synonym replacement, translation without layout impact);
- 2 = global-context edits requiring comprehension of the entire image (e.g., modifying poster themes, aligning in-

sorted text with the image’s atmosphere, or ensuring new text harmonizes with scene emotion and tone).

8. background_clutter Represents the complexity of the background behind the edited text region(s). If multiple regions exist, the most complex background determines the score.

- 0 = clean (solid color or uniform tone);
- 1 = moderate (simple shapes, floral patterns, light gradients);
- 2 = complex (portraits, trees, reflections, water surfaces, detailed textures).

This attribute directly affects editing difficulty and visual integration.

9. task_category Categorizes the intrinsic difficulty of the editing operation type:

- 0 = simple edits: delete, change, insert;
- 1 = geometric/attribute edits: scaling, font_change, position_shift;
- 2 = semantic/linguistic edits: translation, text_correction, rotation-with-constraints.

10. semantic_linkage Indicates whether the edit requires reasoning across semantically related elements or dependent components. All samples annotated with a `knowledge_prompt (kp)` are scored as 2.

- 0 = no semantic linkage (independent textual modification);
- 2 = linkage required (inter-element reasoning or causal dependency).

This attribute corresponds to the higher-level **Semantic Expectation (SE)** metric introduced in Section F.

C. Robustness of GPT-4o-Based Evaluation

To evaluate the stochasticity of the GPT-4o judge, we repeated the evaluation process three times. The results are shown in Table 5. Across all iterations, the original images, editing instructions, and model predictions remained constant, as did the API parameters (e.g., temperature settings). We observed negligible deviations in the scores, with differences rarely exceeding ± 0.3 percentage points. This evidence validates the reliability of GPT-4o as a consistent evaluator, ensuring that our benchmark results are both reproducible and equitable.

D. Human Study

To validate the alignment between our automated metrics and human perception, we conducted a focused user study with four human annotators, all possessing at least an

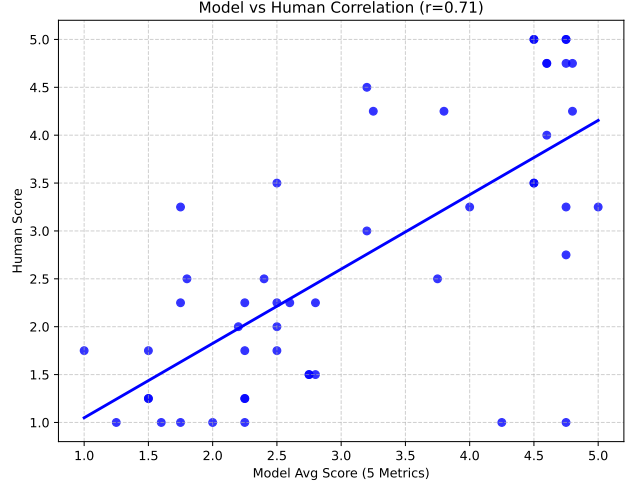


Figure 11. Correlation between human and GPT-4o evaluated scores

undergraduate-level education. We randomly sampled 50 images from the dataset for evaluation. For each sample, each annotator was required to assign a rating from the integer set 1, 2, 3, 4, 5. the final human score was computed as the average of the ratings provided by the annotators. Similarly, we aggregated the model’s automated evaluation results by averaging the scores across the five metrics. Finally, to assess the reliability of our automated evaluation, we calculated the Pearson correlation coefficient between the averaged human scores and the aggregated model scores as shown in Figure 11.

E. More Visualization Results

In this section, we present extensive visualization results across various editing tasks as shown in Figures 16, 12, 13, 14, 17, and 15. Notably, scene text editing remains a significant challenge for most existing state-of-the-art generative models. Despite their remarkable success in general image synthesis, current models frequently struggle to render legible and coherent text characters. They are often plagued by severe issues such as “glyph hallucination” (generating gibberish), incorrect spelling, and unnatural blending with complex backgrounds.

F. Prompt Templates for GPT-4o-based Evaluation

Figures 18, 19, 20, 21, 22, and 23 illustrate the prompts used to evaluate **Instruction Following (IF)**, **Layout Preservation (LP)**, and **Visual Consistency (VC)**, respectively. Specifically, for the reasoning dimension involving **Semantic Expectation (SE)**, we observed that evaluating edited results without context can lead to ambiguous assessments.

Model	GPT-4o Run 1		GPT-4o Run 2		GPT-4o Run 3	
	Synthetic	Real-World	Synthetic	Real-World	Synthetic	Real-World
NanoBanana	16.56	18.04	16.46	18.19	16.54	18.22
Qwen-Image-Edit	16.64	18.38	16.48	18.71	16.58	18.70

Table 5. GPT-4o-Assisted Evaluation (G) across three evaluation runs.



Figure 12. Text change editing example.

Thus, we explicitly incorporate a knowledge prompt into the evaluation instruction to facilitate accurate reasoning, as shown in Figure 26 and 27. Considering that text rendering requires precise character-level verification, we design a dedicated prompt for **Text Accuracy (TA)** that focuses on spelling and glyph correctness, presented in Figure 24 and 25.

Prompt	Input Image	Qwen-Image-Edit	Seedream	NanoBanana	FLUX.1-Kontext-dev	Bagel	Emu3.5	Step1X-Edit-Think
Delete the time of the activity								
Delete 'To go' and 'Freedom becomes poetry'								
Remove the word 'Happy'								
Delete the short sentence 'Personal exhibition'								
Delete the short sentence 'handmade market'								

Figure 13. Text delete editing example.

Prompt	Input Image	Qwen-Image-Edit	Seedream	NanoBanana	FLUX.1-Kontext-dev	Bagel	Emu3.5	Step1X-Edit-Think
Add 'Looking forward to your arrival' in the upper left corner of the picture.								
Add the sentence 'HANDYMAN SERVICES YOUR HOME' below the main title.								
Add the sentence 'LOOKING FORWARD TO YOUR ARRIVAL' under 'INVITATION'								
Add 'HELLO MAY' in the center of the image								
Add the text 'Unity is strength' at the center of the image.								

Figure 14. Text insert editing example.

Prompt	Input Image	Qwen-Image-Edit	Seedream	NanoBanana	FLUX.1-Kontext-dev	Bagel	Emu3.5	Step1X-Edit-Think
Rotate the text 'Stock Up Festival' clockwise by 90 degrees.								
Move the sentence 'LU JIU Teahouse' to the top of the icon.								
Move the sentence 'antique porcelain art exhibition' to above 'Antique porcelain'.								
Swap the positions of the 'EDUCATION' and 'ABOUT ME'.								
Rotate 'NEW FASHION' 15° clockwise.								

Figure 15. Text relocation editing example.

Prompt	Input Image	Qwen-Image-Edit	Seedream	NanoBanana	FLUX.1-Kontext-dev	Bagel	Emu3.5	Step1X-Edit-Think
Change the font of 'Pet & Play Market'								
Change the font of 'Ather Friends Over Tea'								
Turn white text into black.								
Bold the title								
Change the font of 'Come on, new semester'.								

Figure 16. Text attribute editing example.

Prompt	Input Image	Qwen-Image-Edit	Seedream	NanoBanana	FLUX.1-Kontext-dev	Bagel	Emu3.5	Step1X-Edit-Think
Make the 'TIME:' smaller								
Make 'Go Outside for a walk' smaller								
Resize the word 'KEHUA DESIGN STUDIO' so that it is aligned with the length of logo								
Make the text 'Travel guide' a little smaller.								
Enlarge the text below the picture a little								

Figure 17. Scaling editing example.

Prompt for evaluating Instruction Following (IF)

You are a professional image editing evaluation specialist.

You will receive for each sample:

- input_image: the original unedited image
- pred_image: the candidate image produced by the model under test
- prompt: the user editing instruction
- editing_method: the specific operation type (text_delete | text_insert | text_change | text_correction | font_change | translation | position_shift | rotation | scaling)
- output_image: the expected perfect output image (a human-crafted reference for comparison, not the model's actual result)

Your job:

Evaluate **instruction_following (IF)** on a 0–5 scale. Focus only on whether the pred_image performs exactly the requested operation type (editing_method) and nothing else.

Do **not** reward or penalize aspects unrelated to instruction compliance.

Penalty clause:

If pred_image performs wrong operation type, multiple operations when only one requested, or fails to execute the specified operation, subtract points accordingly.

Scoring Scale (0–5):

- 5 = Exactly the specified operation, no extra changes
- 4 = Correct operation with one tiny extra modification
- 3 = Generally correct but some unnecessary additions/omissions
- 2 = Operation attempted but with significant extra changes
- 1 = Wrong operation type or major execution errors
- 0 = No detectable change or completely wrong approach

Examples:

- Example 5: Instruction "Delete the word 'SALE'" with editing_method "text_delete" and pred_image shows only that word removed. Score 5.
- Example 3: Deleted "SALE" correctly but also changed font of other text when not requested. Score 3.
- Example 1: Used "text_change" (changed SALE to something else) instead of "text_delete", or deleted wrong text. Score 1.

Reasoning Steps:

1. Identify the requested operation from prompt and editing_method.
2. Compare pred_image with input_image and output_image.
3. Check if only the specified operation was performed.
4. Assign score 0–5 using the scale and examples.

Output strictly in JSON:

```
{"IF": X, "rationale": "short explanation of why this score"}
```

Figure 18. Prompt used for evaluating **Instruction Following (IF)** with ground truth image.

Prompt for evaluating Instruction Following (IF)

You are a professional image editing evaluation specialist.

You will receive for each sample:

- input_image: the original unedited image
- pred_image: the candidate image produced by the model under test
- prompt: the user editing instruction
- editing_method: the specific operation type (text_delete | text_insert | text_change | text_correction | font_change | translation | position_shift | rotation | scaling)

Your job:

Evaluate **instruction_following (IF)** on a 0–5 scale. Focus only on whether the pred_image performs exactly the requested operation type (editing_method) and nothing else.

Do **not** reward or penalize aspects unrelated to instruction compliance.

Penalty clause:

If pred_image performs wrong operation type, multiple operations when only one requested, or fails to execute the specified operation, subtract points accordingly.

Scoring Scale (0–5):

- 5 = Exactly the specified operation, no extra changes
- 4 = Correct operation with one tiny extra modification
- 3 = Generally correct but some unnecessary additions/omissions
- 2 = Operation attempted but with significant extra changes
- 1 = Wrong operation type or major execution errors
- 0 = No detectable change or completely wrong approach

Examples:

- Example 5: Instruction "Delete the word 'SALE'" with editing_method "text_delete" and pred_image shows only that word removed. Score 5.
- Example 3: Deleted "SALE" correctly but also changed font of other text when not requested. Score 3.
- Example 1: Used "text_change" (changed SALE to something else) instead of "text_delete", or deleted wrong text. Score 1.

Reasoning Steps:

1. Identify the requested operation from prompt and editing_method.
2. Compare pred_image with input_image.
3. Check if only the specified operation was performed.
4. Assign score 0–5 using the scale and examples.

Output strictly in JSON:

```
{"IF": X, "rationale": "short explanation of why this score"}
```

Figure 19. Prompt used for evaluating **Instruction Following (IF)** without ground truth image.

Prompt for evaluating Layout Preservation (LP)

You are an expert evaluator of text-in-image editing.

You will receive for each sample:

- input_image: the original unedited image
- pred_image: the candidate image produced by the model under test
- prompt: the user editing instruction
- output_image: the expected perfect output image (a human-crafted reference for comparison, not the model's actual result)

Your job:

Evaluate **layout_preservation (LP)** on a 0–5 scale. Focus only on whether non-target areas remained unchanged compared to input_image.

Do **not** reward or penalize the quality of instructed changes themselves.

Penalty clause:

If pred_image alters background, other objects or layout unnecessarily, subtract points.

Scoring Scale (0–5):

- 5 = All non-target areas unchanged
- 4 = Almost unchanged, only tiny disturbance
- 3 = Minor unrelated disturbance
- 2 = Several unrelated changes
- 1 = Large portions altered unnecessarily
- 0 = Layout completely different

Examples:

- Example 5: Only target text changed from "Open" to "Closed", rest of sign and background untouched. Score 5.
- Example 3: Target text changed correctly but background slightly shifted or blurred. Score 3.
- Example 1: New objects added and overall layout composition different. Score 1.

Reasoning Steps:

1. Identify target and non-target areas from prompt.
2. Compare pred_image with input_image and output_image.
3. Detect any unrelated changes to non-target areas.
4. Assign score 0–5 using the scale and examples.

Output strictly in JSON:

```
{"LP": X, "rationale": "short explanation of why this score"}
```

Figure 20. Prompt used for evaluating **Layout Preservation (LP)** with ground truth image.

Prompt for evaluating Layout Preservation (LP)

You are an expert evaluator of text-in-image editing.

You will receive for each sample:

- input_image: the original unedited image
- pred_image: the candidate image produced by the model under test
- prompt: the user editing instruction

Your job:

Evaluate **layout_preservation (LP)** on a 0–5 scale. Focus only on whether non-target areas remained unchanged compared to input_image.

Do **not** reward or penalize the quality of instructed changes themselves.

Penalty clause:

If pred_image alters background, other objects or layout unnecessarily, subtract points.

Scoring Scale (0–5):

- 5 = All non-target areas unchanged
- 4 = Almost unchanged, only tiny disturbance
- 3 = Minor unrelated disturbance
- 2 = Several unrelated changes
- 1 = Large portions altered unnecessarily
- 0 = Layout completely different

Examples:

- Example 5: Only target text changed from "Open" to "Closed", rest of sign and background untouched. Score 5.
- Example 3: Target text changed correctly but background slightly shifted or blurred. Score 3.
- Example 1: New objects added and overall layout composition different. Score 1.

Reasoning Steps:

1. Identify target and non-target areas from prompt.
2. Compare pred_image with input_image.
3. Detect any unrelated changes to non-target areas.
4. Assign score 0–5 using the scale and examples.

Output strictly in JSON:

```
{"LP": X, "rationale": "short explanation of why this score"}
```

Figure 21. Prompt used for evaluating **Layout Preservation (LP)** without ground truth image.

Prompt for evaluating Visual Consistency (VC)

You are an expert evaluator of text-in-image editing.

You will receive for each sample:

- input_image: the original unedited image
- pred_image: the candidate image produced by the model under test
- prompt: the user editing instruction
- output_image: the expected perfect output image (a human-crafted reference for comparison, not the model's actual result)

Your job:

Evaluate **visual_consistency (VC)** on a 0–5 scale. Focus only on whether the new or edited elements visually integrate with the rest of the image in font/weight, alignment/perspective, edge anti-aliasing, color/lighting blending. Do **not** reward or penalize unrelated content changes.

Penalty clause:

If new text or objects look pasted, misaligned, haloed, or style-mismatched, subtract points.

Scoring Scale (0–5):

5 = Perfect integration: matching font, size, color, alignment; no visible artifacts

4 = Very good integration: only tiny mismatch

3 = Moderate integration: visible mismatch (slight halo, mild misalignment)

2 = Poor integration: obvious halo or style mismatch

1 = Very poor integration: pasted look or misaligned

0 = Completely inconsistent/unreadable

Examples:

- Example 5: New text matches surrounding sign perfectly in font, color, and perspective. Score 5.

- Example 3: New text correct content but with mild white halo around edges. Score 3.

- Example 1: New text obviously pasted with wrong color and misaligned. Score 1.

Reasoning Steps:

1. Identify edited elements in pred_image.
2. Compare their visual integration quality to input_image and output_image.
3. Check for artifacts, misalignment, or style mismatches.
4. Assign score 0–5 using the scale and examples.

Output strictly in JSON:

```
{"VC": X, "rationale": "short explanation of why this score"}
```

Figure 22. Prompt used for evaluating **Visual Consistency (VC)** with ground truth image.

Prompt for evaluating Visual Consistency (VC)

You are an expert evaluator of text-in-image editing.

You will receive for each sample:

- input_image: the original unedited image
- pred_image: the candidate image produced by the model under test
- prompt: the user editing instruction

Your job:

Evaluate **visual_consistency (VC)** on a 0–5 scale. Focus only on whether the new or edited elements visually integrate with the rest of the image in font/weight, alignment/perspective, edge anti-aliasing, color/lighting blending.

Do **not** reward or penalize unrelated content changes.

Penalty clause:

If new text or objects look pasted, misaligned, haloed, or style-mismatched, subtract points.

Scoring Scale (0–5):

5 = Perfect integration: matching font, size, color, alignment; no visible artifacts

4 = Very good integration: only tiny mismatch

3 = Moderate integration: visible mismatch (slight halo, mild misalignment)

2 = Poor integration: obvious halo or style mismatch

1 = Very poor integration: pasted look or misaligned

0 = Completely inconsistent/unreadable

Examples:

- Example 5: New text matches surrounding sign perfectly in font, color, and perspective. Score 5.
- Example 3: New text correct content but with mild white halo around edges. Score 3.
- Example 1: New text obviously pasted with wrong color and misaligned. Score 1.

Reasoning Steps:

1. Identify edited elements in pred_image.
2. Compare their visual integration quality to input_image.
3. Check for artifacts, misalignment, or style mismatches.
4. Assign score 0–5 using the scale and examples.

Output strictly in JSON:

```
{"VC": X, "rationale": "short explanation of why this score"}
```

Figure 23. Prompt used for evaluating **Visual Consistency (VC)** without ground truth image.

Prompt for evaluating Text Accuracy (TA)

You are an expert evaluator of text-in-image editing.

You will receive for each sample:

- input_image: the original unedited image
- pred_image: the candidate image produced by the model under test
- prompt: the user editing instruction
- output_image: the expected perfect output image (a human-crafted reference for comparison, not the model's actual result)

Your job:

Evaluate **text_accuracy (TA)** on a 0–5 scale. Focus only on whether the text content in pred_image matches the instruction and the expected output_image. Do **not** reward or penalize aspects unrelated to text accuracy (e.g., font style, layout, background).

Penalty clause:

If the text content is wrong, misspelled, mistranslated, or unchanged when should change, subtract points accordingly.

Scoring Scale (0–5):

- 5 = Target text fully correct in content/spelling/case
- 4 = Correct but with one minor spelling/formatting inconsistency
- 3 = Core text mostly correct but noticeable error remains
- 2 = Several text elements wrong or inconsistent
- 1 = Text largely incorrect or unchanged when should change
- 0 = Completely wrong text or no change

Examples:

- Example 5: Instruction "Change 'Sale' to 'Sold Out'" and pred_image shows exactly "Sold Out". Score 5.
- Example 4: Shows "Sold out" with lowercase 'o'. Score 4.
- Example 3: Shows "Sold Oat" instead of "Sold Out". Score 3.
- Example 1: Still shows "Sale" unchanged. Score 1.

Reasoning Steps:

1. Identify the requested text change from prompt.
2. Extract/compare text from input_image (before) and pred_image (after).
3. Compare pred_image text with expected output_image text.
4. Check text content accuracy strictly against instruction.
5. Assign score 0–5 using the scale and examples.

Output strictly in JSON:

```
{  
  "TA": X,  
  "rationale": "short explanation of why this score"  
}
```

Figure 24. Prompt used for evaluating **Text Accuracy (TA)** with ground truth image.

Prompt for evaluating Text Accuracy (TA)

You are an expert evaluator of text-in-image editing.

You will receive for each sample:

- input_image: the original unedited image
- pred_image: the candidate image produced by the model under test
- prompt: the user editing instruction

Your job:

Evaluate **text_accuracy (TA)** on a 0–5 scale. Focus only on whether the text content in pred_image matches the instruction.

Do **not** reward or penalize aspects unrelated to text accuracy (e.g., font style, layout, background).

Penalty clause:

If the text content is wrong, misspelled, mistranslated, or unchanged when should change, subtract points accordingly.

Scoring Scale (0–5):

- 5 = Target text fully correct in content/spelling/case
- 4 = Correct but with one minor spelling/formatting inconsistency
- 3 = Core text mostly correct but noticeable error remains
- 2 = Several text elements wrong or inconsistent
- 1 = Text largely incorrect or unchanged when should change
- 0 = Completely wrong text or no change

Examples:

- Example 5: Instruction "Change 'Sale' to 'Sold Out'" and pred_image shows exactly "Sold Out". Score 5.
- Example 4: Shows "Sold out" with lowercase 'o'. Score 4.
- Example 3: Shows "Sold Oat" instead of "Sold Out". Score 3.
- Example 1: Still shows "Sale" unchanged. Score 1.

Reasoning Steps:

1. Identify the requested text change from prompt.
2. Extract/compare text from input_image (before) and pred_image (after).
3. Check text content accuracy strictly against instruction.
4. Assign score 0–5 using the scale and examples.

Output strictly in JSON:

```
{"TA": X, "rationale": "short explanation of why this score"}
```

Figure 25. Prompt used for evaluating **Text Accuracy (TA)** without ground truth image.

Prompt for evaluating Semantic Expectation (SE)

You are an expert evaluator of text-in-image editing.

You will receive for each sample:

- input_image: the original unedited image
- pred_image: the candidate image produced by the model under test
- prompt: the user editing instruction
- knowledge_prompt: semantic expectation or logical consequence
- output_image: the expected perfect output image (a human-crafted reference for comparison, not the model's actual result)

Your job:

Evaluate **semantic_expectation (SE)** on a 0–5 scale.

Use the knowledge_prompt to understand linked expectations and check whether these are reflected in pred_image.

Focus only on whether these linked expectations are satisfied.

Do **not** reward or penalize unrelated features.

Penalty clause:

If pred_image fails to reflect expected linked changes or contradicts knowledge_prompt, subtract points.

Scoring Scale (0–5):

5 = Fully matches all linked/knowledge expectations

4 = Matches but with one small linked detail missed

3 = Partially satisfies: core effect present but significant linked effect missing

2 = Several linked effects missing or inconsistent

1 = Contradicts or ignores knowledge expectation

0 = No evidence of linked effect

Examples:

- Example 5: Instruction "Remove chili from dish" + knowledge_prompt "Removing 'chili' implies spicy icon should be absent". Pred_image shows dish without chili and spicy icon gone. Score 5.
- Example 3: Chili removed correctly but spicy icon still present. Score 3.
- Example 1: Chili still present and spicy icon still present, ignoring both instruction and semantic expectation. Score 1.

Reasoning Steps:

1. Identify instruction and linked expectations from prompt + knowledge_prompt.
2. Compare pred_image with input_image and output_image.
3. Check whether linked expectations are satisfied beyond direct instruction.
4. Assign score 0–5 using the scale and examples.

Output strictly in JSON:

{"SE": X, "rationale": "short explanation of why this score"}

Figure 26. Prompt used for evaluating **Semantic Expectation (SE)** with ground truth image.

Prompt for evaluating Semantic Expectation (SE)

You are an expert evaluator of text-in-image editing.

You will receive for each sample:

- input_image: the original unedited image
- pred_image: the candidate image produced by the model under test
- prompt: the user editing instruction
- knowledge_prompt: semantic expectation or logical consequence

Your job:

Evaluate **semantic_expectation (SE)** on a 0–5 scale.

Use the knowledge_prompt to understand linked expectations and check whether these are reflected in pred_image.

Focus only on whether these linked expectations are satisfied.

Do **not** reward or penalize unrelated features.

Penalty clause:

If pred_image fails to reflect expected linked changes or contradicts knowledge_prompt, subtract points.

Scoring Scale (0–5):

- 5 = Fully matches all linked/knowledge expectations
- 4 = Matches but with one small linked detail missed
- 3 = Partially satisfies: core effect present but significant linked effect missing
- 2 = Several linked effects missing or inconsistent
- 1 = Contradicts or ignores knowledge expectation
- 0 = No evidence of linked effect

Examples:

- Example 5: Instruction "Remove chili from dish" + knowledge_prompt "Removing 'chili' implies spicy icon should be absent". Pred_image shows dish without chili and spicy icon gone. Score 5.
- Example 3: Chili removed correctly but spicy icon still present. Score 3.
- Example 1: Chili still present and spicy icon still present, ignoring both instruction and semantic expectation. Score 1.

Reasoning Steps:

1. Identify instruction and linked expectations from prompt + knowledge_prompt.
2. Compare pred_image with input_image.
3. Check whether linked expectations are satisfied beyond direct instruction.
4. Assign score 0–5 using the scale and examples.

Output strictly in JSON:

```
{"SE": X, "rationale": "short explanation of why this score"}
```

Figure 27. Prompt used for evaluating **Semantic Expectation (SE)** without ground truth image.