

A Domain-Adapted Pipeline for Structured Information Extraction from Police Incident Announcements on Social Media

Mengfan Shen¹, Kangqi Song¹, Xindi Wang², Wei Jia³, Tao Wang⁴, Ziqiang Han^{1,5}

¹ School of Political Science and Public Administration, Shandong University, Qingdao, 266237, China

² School of Artificial Intelligence, Shandong University, Jinan, 250100, China

³ School of Politics and Public Administration, Qingdao University, Qingdao, 266071, China

⁴ School of International Affairs and Public Administration, Ocean University of China, Qingdao, 266100, China

⁵ Center for Crisis Research and Management, Tsinghua University, Beijing, 100084, China

Abstract

Structured information extraction from police incident announcements is crucial for timely and accurate data processing, yet presents considerable challenges due to the variability and informal nature of textual sources such as social media posts. To address these challenges, we developed a domain-adapted extraction pipeline that leverages targeted prompt engineering with parameter-efficient fine-tuning of the Qwen2.5-7B model using Low-Rank Adaptation (LoRA). This approach enables the model to handle noisy, heterogeneous text while reliably extracting 15 key fields, including location, event characteristics, and impact assessment, from a high-quality, manually annotated dataset of 4,933 instances derived from 27,822 police briefing posts on Chinese Weibo (2019-2020). Experimental results demonstrated that LoRA-based fine-tuning significantly improved performance over both the base and instruction-tuned models, achieving an accuracy exceeding 98.36% for mortality detection and Exact Match Rates of 95.31% for fatality counts and 95.54% for province-level location

extraction. The proposed pipeline thus provides a validated and efficient solution for multi-task structured information extraction in specialized domains, offering a practical framework for transforming unstructured text into reliable structured data in social science research.

Keywords: LLM, Fine-tuning, Structured Information Extraction, Police Incident Announcements, NLP, Lora

1. Introduction

Crime data serve as a cornerstone of criminological research and evidence-based policy-making, but there is a lack of large-scale crime data from China. Researchers and practitioners can identify the spatial and temporal patterns of crimes, test theoretical frameworks such as routine activity theory, and evaluate the effectiveness of interventions by analyzing crime statistics (Eck & Weisburd, 2015). For instance, hotspot mapping of crime data has enabled police departments to adopt focused deterrence strategies, significantly reducing violent crime in urban areas (Braga et al., 2019). Longitudinal datasets, such as the National Crime Victimization Survey (NCVS), reveal disparities between reported and unreported crimes, thereby refining the understanding of the “dark figures” (Roberts jr, 2010). Moreover, crime data underpins predictive policing models, though ethical concerns about algorithmic bias persist (Ferguson, 2017). Cross-national databases such as Eurostat and UNODC surveys further facilitate comparative studies on the socioeconomic drivers of crime (Tseloni et al., 2010). Thus, robust crime data collection and transparent reporting are vital for advancing academic knowledge and shaping equitable safety policies.

However, large-scale, reliable, and publicly accessible crime datasets remain very limited in China, which hinders both the theoretical development of crime science and public safety practice. Only one recent study was identified (Zheng et al., 2024), which uses an AI-based method to extract community crime events with geographic coordinates and timestamps from judgment documents. More importantly, the judgment documents database (China Judgements Online) has recently slowed its update pace and cannot provide the most up-to-date information. It also does not involve non-criminal deviant behavior, as the judgment documents are from the court, while police briefings can be a valuable source for understanding the timely criminal events and patterns. The lack of large-scale crime data in China restricts empirical studies of crime trends, criminal behavior, and social impacts, leaving many vital questions underexplored in developing contexts (Yue et al., 2023). Therefore, there is a strong and urgent need to develop a structured crime-related dataset for social science studies.

Police briefings, also known as crime incident announcements, are the primary official communication channels for the public from police departments in China and include basic information on criminal or deviant behavior incidents. These briefings, therefore, can be a critical but underdeveloped source of crime data for crime science research. As authoritative, timely public records, these police briefings can provide valuable data on spatiotemporal distributions of crime, incident characteristics, and severity assessments. However, because police briefings are presented in unstructured narrative form, they are not readily machine-readable and remain difficult to process (Fu et al., 2025). Unstructured text makes it challenging to extract consistent quantitative variables such as time, location, and incident outcomes, thereby limiting their analytical utility (Spicer et al., 2016).

Early and widely used methods for extracting crime-related information from social media have evolved through several distinct paradigms. Initially, research relied heavily on Feature Engineering and Classical Machine Learning. Techniques such as Support Vector Machines (SVM), Decision Trees, Random Forests, and Naïve Bayes were commonly applied to classify and identify malicious content or criminal behavior (Shafi et al., 2021). The performance of these models was contingent on extensive feature extraction, often utilizing methods like Term Frequency-Inverse Document Frequency (TF-IDF) for text representation and statistical methods such as the Gini Index or Chi-square for feature selection (Prathap et al., 2021), the Principal Component Analysis (PCA) for dimensionality reduction and computational efficiency improvement (Aghababaei & Makrehchi, 2016; Patel et al., 2025). To address the challenges of noisy and limited social media data, Rule-Based and Hybrid Systems were developed. These approaches integrated the aforementioned machine learning classifiers with expert-crafted logical rules, demonstrating improved precision in extracting specific emergency or crime-related information (Shen et al., 2023). Subsequently, non-LLM Deep Learning architectures, including Convolutional Neural Networks (CNNs) and Recurrent Neural Networks (RNNs), offered significant advances by automatically learning feature representations (Tam & Tanrıöver, 2023). These models proved more effective for complex tasks such as sentiment analysis, topic modeling, and entity recognition, thereby enhancing the detection of nuanced criminal activity and behavioral patterns (Devarajan et al., 2024). Building upon the capabilities of deep learning, Data Fusion and Multimodal Analysis frameworks emerged. These methods combined social media data with external sources such as police records and Geographic Information System (GIS) data, significantly improving the accuracy of crime prediction and hotspot identification (Yang et al., 2017).

The conventional machine learning and deep learning methods are inadequate to address our tasks of turning the unstructured police briefings into structured information, because they often fail to enforce structured outputs, coordinate multi-task learning, or adapt to specialized domains (Raffel et al., 2020). Extraction information from unstructured police announcements and transform them into structured representations by identifying entities, relations, and events, is particularly demanding: models must produce strictly formatted outputs (Ching et al., 2018), handle multiple interdependent fields simultaneously, and capture domain-specific legal and criminological nuances.

Recent progress in large language models (LLMs) provides a pathway to overcoming these challenges. LLMs built on the Transformer architecture (Vaswani et al., 2017) exhibit strong semantic comprehension and text generation capabilities, enabling them to process noisy, variable input. Models such as GPT (Radford et al., 2018) and BERT (Devlin et al., 2019) demonstrate strong semantic comprehension and generation abilities, making them particularly well-suited to processing variables in ambiguous text in police briefings. These capabilities position LLMs as promising tools for overcoming the challenges of structured information extraction, including producing strictly formatted outputs, coordinating multiple subtasks, and interpreting domain-specific terminology.

Beyond their general capabilities, LLMs have introduced practical strategies for task adaptation, most notably prompt engineering and parameter-efficient fine-tuning. These approaches have become widely adopted because they provide flexibility and efficiency in adapting pre-trained models to downstream applications (Dagdelen et al., 2024; Chen et al., 2025). Prior research further underscores their potential for domain-specific information extraction: joint learning frameworks have been proposed for entity and relation extraction in classical Chinese texts (Tang et al., 2026), synthetic training data has been employed to

address sparsity in triple extraction tasks (Guo et al., 2025), and few-shot prompting has yielded effective results in technical fields such as engineering (Aggarwal et al., 2026) and public policy analysis (Anglin et al., 2025). These studies demonstrate the versatility of LLMs but also highlight that specialized techniques remain necessary for achieving high accuracy in resource-constrained, domain-specific contexts.

Therefore, we integrate task-specific prompt engineering with Low-Rank Adaptation (LoRA) fine-tuning to meet the requirements of structured information extraction from police briefings. Prompt engineering enforces strict output formatting and guides the model to handle multiple fields consistently without modifying parameters (Lester et al., 2021; Liu et al., 2023). LoRA, a parameter-efficient fine-tuning method, introduces a small set of trainable parameters through low-rank matrix decomposition, enabling effective domain adaptation with minimal computational overhead (Howard & Ruder, 2018; Hu et al., 2022). Compared with alternatives such as adapters and prefix-tuning (Houlsby et al., 2019), LoRA offers a strong balance between efficiency, scalability, and empirical performance for our task. Together, these techniques form the technical foundation of our proposed pipeline for transforming unstructured police briefings into structured, analyzable data.

Establishing efficient information extraction mechanisms to transform fragmented police briefings into structured, analyzable data would substantially benefit both academic research and public safety practice. In particular, automated extraction of temporal and spatial references, event characteristics, and consequences is needed to unlock the analytical potential of these texts. Therefore, this study addresses the methodological challenge of converting unstructured police briefings into structured data suitable for computational analysis. Specifically, the objectives of this research are to:

- Develop a domain-adapted pipeline that transforms unstructured police briefings into structured datasets.
- Construct a high-quality, manually annotated dataset of Chinese police briefings posts to support model training and evaluation.
- Integrate task-specific prompt engineering with Low-Rank Adaptation (LoRA) fine-tuning to improve extraction accuracy and efficiency.
- Benchmark the proposed approach against baseline and instruction-tuned models to assess performance, consistency, and cost-effectiveness rigorously.
- Provide a practical and scalable methodology that enables researchers with limited technical resources to leverage social media-based police briefings for criminological and policy research.

This paper can contribute to current social computational studies, both methodologically and theoretically, in the following five ways. First, we propose a domain-adapted extraction pipeline that integrates task-specific prompt engineering with LoRA-based fine-tuning of the Qwen2.5-7B model. This pipeline strictly enforces structured outputs while remaining computationally efficient, directly addressing the challenge of transforming narrative police texts into analyzable data. Second, we construct a manually annotated dataset of 4,933 instances drawn from 27,822 police briefings from Chinese Weibo (2019–2020). This resource mitigates the scarcity of reliable, domain-specific data and provides a benchmark for evaluating structured information extraction in criminological research. Third, we design challenge-oriented solutions for multi-task and domain-specific extraction by combining task-specific prompts with fine-tuning, enabling accurate capture of spatiotemporal details, event characteristics, and consequences despite the inherent ambiguity of police texts. Fourth,

we adopt a LoRA fine-tuning strategy that reduces computational costs while preserving accuracy, making the approach resource-efficient and accessible, and ensuring the pipeline is practical and scalable for researchers with limited technical resources. Fifthly, we rigorously benchmark our pipeline against baseline, instruction-tuned, and state-of-the-art models, demonstrating clear improvements: 98.36% accuracy for mortality detection, 95.31% exact match rate for fatality counts, and 95.54% for province-level location extraction. These results demonstrate the effectiveness and robustness of the proposed approach.

2. Method

In this study, we design a structured information extraction pipeline for police briefings, as illustrated in Figure 1. The pipeline consists of three main stages. In the data creation stage, we constructed a high-quality text dataset of police incident announcements by combining Python-based web crawling, OCR-based image-to-text conversion, regex-based normalization, duplicate removal, and length filtering, followed by double-verified manual annotation. During the training stage, we employed task-specific prompt engineering to construct dialogue-style training instances and fine-tuned the Qwen2.5-7B model (<https://huggingface.co/Qwen/Qwen2.5-7B>) with LoRA, thereby ensuring structured outputs and effective domain adaptation. Finally, in the evaluation stage, we compared the fine-tuned model against base and instruction-tuned baselines to assess its generation quality and task-specific performance across multiple extraction fields.

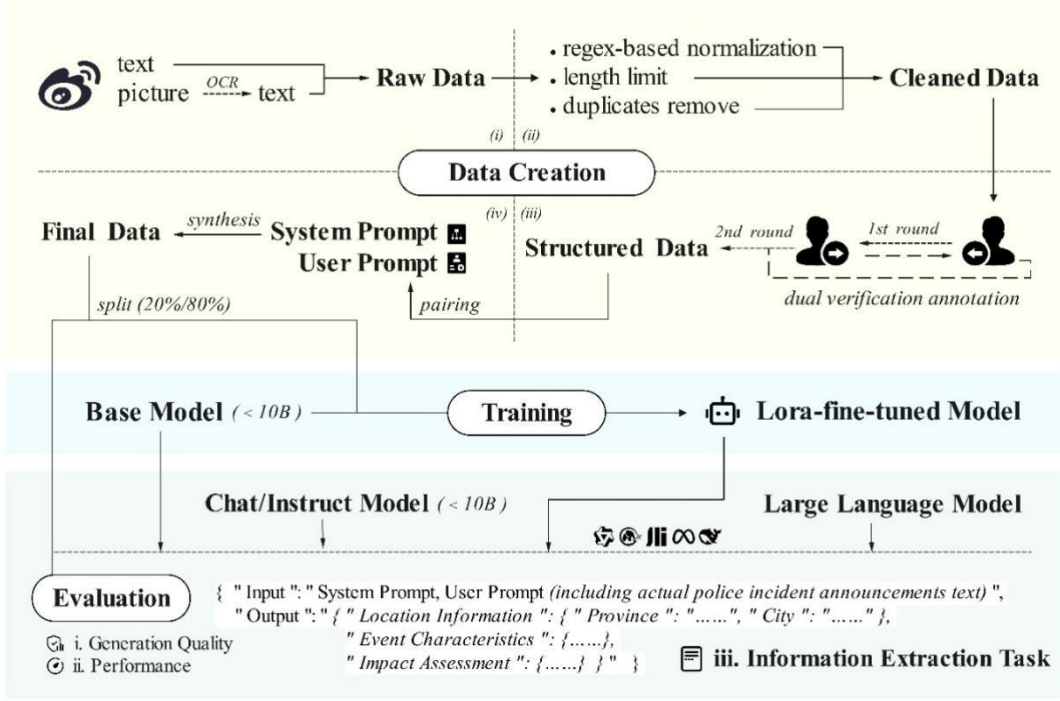


Fig.1 Overview of the proposed pipeline for structured information extraction from police announcements. The pipeline consists of three stages: (i) Data creation, including web crawling, OCR conversion, text cleaning, and dual-round manual annotation; (ii) Training, where structured prompts are paired with annotated data to fine-tune the Qwen2.5-7B model using Low-Rank Adaptation (LoRA); and (iii) Evaluation, where the fine-tuned model is benchmarked against base and instruction-tuned models on multiple extraction tasks, including location information, event characteristics, and impact assessment.

2.1 The Dataset Creation Stage

2.1.1 Data Collection

Since the “police announcement” or termed as “police situation announcement” or “police briefing” is the official public communications from police departments to the general public, we searched and identified all the Police Departments and the Political and Judiciary Commission under the Committee of the Communist Party of China that have a verified Weibo account at all government levels, from the central government to the provincial, municipal/prefectural, and county/district government. According to the most recent

information, there are 34 provinces (including Hong Kong, Macau, and Taiwan), 333 prefectures, and 2843 counties/districts in China; however, not all of these governments' police departments have verified Weibo accounts. After exhaustive searches and verification, we identified 3,969 official accounts associated with the Police Department or the Political and Judicial Commission at all government levels.

Since the “police briefing” is usually posted in text or image format, we developed a Python-based web crawler to collect the texts containing keywords such as “police briefings”, “police situation announcements,” and “police announcements” posted by these accounts from January 1, 2019, to December 31, 2020, resulting in a total of 27,822 sample data. Each data record includes structured fields such as metadata (posting time, user ID), communication indicators (number of reposts, likes, comments), and content elements (text body and/or attached images). These accounts cover all 31 provincial-level administrative regions in China (excluding Hong Kong, Macao, and Taiwan). Textual information was extracted from the attached images using Optical Character Recognition (OCR) technology and saved in CSV files for subsequent processing.

2.1.2 Data Cleaning and Preprocessing

The raw text underwent a rigorous cleaning pipeline: (1) Regex-based normalization preserving only Chinese characters, numerals, and standard punctuation while removing URLs and special symbols; (2) Manual screening revealed most content lacked case-specific information or contained insufficient data for structured extraction. Through empirical observation, we preliminarily filtered out texts containing fewer than 15 Chinese characters; (3) Exact-match deduplication eliminated redundant entries. Manual review identified duplicated posts with inconsistent @User tags due to multi-account reposting, which were subsequently removed through pattern matching; (4) Since certain cases generated multiple

follow-up reports over time, strict manual filtering was applied to ultimately yield 4,933 texts containing complete case information.

2.1.3 Data Annotation and Quality Assurance

Drawing on the codebook from previous studies on criminal behaviors from news reports or police announcements, and considering that geospatial information and impact assessments of criminal or terrorist acts are crucial for prevention and management(Bowie, 2020; LaFree et al., 2022), while case types, illegal means and police handling have also been selected as key research(Uchida et al., 2024) foci in empirical criminology, we developed a codebook including fifteen key information variables for structured extraction. This encompasses location information (province, city), case type, illegal means, police handling, the occurrence and specific numbers of casualties, the existence and precise amount of economic losses, involvement of cybercrime, completion status of the illegal act, case closure status, and assessment of social impact.

The annotation task was implemented through a rigorous manual process, involving three researchers with specialized backgrounds, to ensure the quality of the annotated gold-standard dataset. Specifically, two of the annotators were postgraduate students who had participated in multiple research projects on criminology and public crisis management. Following the annotation guidelines detailed in Appendix 1, these two annotators independently completed the data labeling task using Excel spreadsheets. A dual-verification procedure was then conducted between the two annotators, and the Kappa consistency coefficient was calculated to be 94%—a result indicating excellent inter-annotator agreement.

The third participant, a professor and PhD in public crisis management and public policy, was responsible for the final double-check of contentious extraction items in which

the two annotators had different rates. Such discrepancies were primarily concentrated in the textual description of "Illegal Means and Police Handling," as these categories involve relatively subjective judgments on language expression. After the professor's review and subsequent refinement of inconsistencies, the final high-accuracy, reliable annotated gold-standard dataset was formally generated.

2.1.4 Prompt Engineering and Training Data Synthesis

Prompt design significantly affects the effectiveness of subsequent fine-tuning processes, directly influencing the completion rate and accuracy of information extraction tasks. To achieve optimal model performance, a precise definition of extraction requirements and the standardization of the prompt output format are essential. In this study, we deployed the Qwen2.5-7b model locally using OLLaMA (Marcondes et al., 2025) for iterative prompt refinement and debugging. During this process, we revised the prompt content and structure by adjusting language, incorporating illustrative examples, and clarifying instructional details. Through multiple iterations of experimentation and evaluation, we developed a set of prompts characterized by comprehensive information coverage, clear structural organization, and explicit instructions. These robustly designed prompts provide a reliable foundation for the subsequent fine-tuning and structured information extraction tasks.

Table1. Prompt words

Prompt	Content
--------	---------

System	## Role Setting																										
Prompt	<p>You are a professional assistant for the structured extraction of police situation information. Please strictly extract information from the police situation reports according to the following requirements.</p> <p>## Output Requirements</p> <p>Please ensure that the output is in strict JSON format, including the following three parts:</p> <ol style="list-style-type: none">1. Location information (province, city)2. Event characteristics (type code, illegal means, etc.)3. Impact assessment (casualties, losses, etc.) <p>### Event Type Coding Table</p> <table><tr><th>Code</th><th>Type Description</th></tr><tr><td>----</td><td>----</td></tr><tr><td>01</td><td>Endangering national security</td></tr><tr><td>02</td><td>Endangering public safety</td></tr><tr><td>03</td><td>Economic and financial crimes</td></tr><tr><td>04</td><td>Infringement of personal rights</td></tr><tr><td>05</td><td>Infringement of property</td></tr><tr><td>06</td><td>Obstructing social management</td></tr><tr><td>07</td><td>Endangering national defense interests</td></tr><tr><td>08</td><td>Bribery and corruption</td></tr><tr><td>09</td><td>Dereliction of duty</td></tr><tr><td>10</td><td>Crimes committed by military personnel</td></tr><tr><td>11</td><td>Suicide</td></tr></table>	Code	Type Description	----	----	01	Endangering national security	02	Endangering public safety	03	Economic and financial crimes	04	Infringement of personal rights	05	Infringement of property	06	Obstructing social management	07	Endangering national defense interests	08	Bribery and corruption	09	Dereliction of duty	10	Crimes committed by military personnel	11	Suicide
Code	Type Description																										
----	----																										
01	Endangering national security																										
02	Endangering public safety																										
03	Economic and financial crimes																										
04	Infringement of personal rights																										
05	Infringement of property																										
06	Obstructing social management																										
07	Endangering national defense interests																										
08	Bribery and corruption																										
09	Dereliction of duty																										
10	Crimes committed by military personnel																										
11	Suicide																										

<div>User</div> <div>Prompt</div>	<p>### Please extract structured information from the following police situation report:</p> <p>×××police incident announcements text×××</p> <p>### Data Extraction Requirements</p> <ol style="list-style-type: none"> Location Information: <ul style="list-style-type: none"> -Province: Fill in the standard provincial name. -City: Fill in the standard prefecture-level city name. Event Characteristics: <ul style="list-style-type: none"> -Case Type: Select from the following types (multiple selections are allowed). -Illegal Means: Briefly describe. -Cybercrime: true/false. -Completed Illegal Act: true/false. -Case Closure: true/false. -Police Handling: Describe the handling measures. Impact Assessment: <ul style="list-style-type: none"> -Deaths: Existence (true/false) and the number of deaths. -Injuries: Existence (true/false) and the number of injuries. -Economic Losses: Existence (true/false) and the amount of loss (in yuan). -Social Impact: true/false. <p>### Output Format Example</p> <pre>```json {"Location":{"Province":"","City":""},"Event Characteristics":{"Type Code":[],"Illegal Means":"","Cybercrime":false,"Completed Illegal Act":false,"Case Closure":false,"Police Handling":""},"Impact Assessment":{"Deaths":{"Existence":false,"Number":0},"Injuries":{"Existence":false,"Number":0},"Economic Losses":{"Existence":false,"Amount":0},"Social Impact":false}}</pre>
-----------------------------------	--

After completing data collection, cleaning, annotation, and prompt engineering, we conducted a dataset synthesis phase to integrate all processed data components. Specifically, we merged the cleaned text data with the manually annotated structured information and incorporated the optimized prompts to ensure the dataset was well-suited for model training. As shown in Table 1, these are the final system prompts and user prompts we obtained after testing. The synthesized training data included the system prompt, the user prompt, the text content, and the assistant's output (in the form of manually structured JSON entries). The distinction between system prompts and user prompts is essential in LLM interaction design. System prompts, preset by designers, define the model's identity, behavioral rules, and response boundaries, ensuring stable and coherent outputs. They serve as immutable global constraints that remain consistent across sessions. In contrast, user prompts are dynamic inputs that contain task-specific requests and require real-time model analysis. While system prompts establish the structural framework, user prompts serve as dynamic, task-specific directives within it. This process produced a unified, structured dataset in standard JSON format, providing a solid foundation for effective model fine-tuning and information extraction. Finally, we obtained 4,933 training dialogue samples, and the structure and format of the final training data are shown in Table 2.

Table2. JSON training format

Fine-tuning training set	<pre> {"messages": [{"role": "system", "content:" System Prompt "}, {"role": "user", "content": " User Prompt &police incident announcements text"}, { "role": "assistant","content": "manually structured JSON </pre>
-------------------------------------	--

	entries "}}
--	--------------------

2.2 The Training Stage

The choice of fine-tuning strategy requires careful consideration of computational constraints and model performance trade-offs. Full-parameter fine-tuning, while theoretically optimal for task adaptation, proves prohibitively expensive for large language models, requiring $O(n)$ memory for gradient computation where n exceeds billions of parameters. Adapter layers address this partially by introducing bottleneck architectures, but their sequential processing inherently increases latency during inference (Han et al., 2024). Prompt tuning eliminates parameter updates altogether, yet struggles with complex task specialization due to its limited representational capacity. Considering comprehensive factors, we chose Low-Rank Adaptation fine-tuning to ensure the quality of fine-tuning on the premise of low computational resource consumption (Lester et al., 2021).

2.2.1 Low-Rank Adaptation Fine-Tuning

LoRA is an efficient fine-tuning technique for pre-trained language models. It introduces a small number of trainable parameters via low-rank decomposition while keeping the original model parameters fixed. Specifically, for an initial pre-trained weight matrix \mathbf{W}_0 , LoRA approximates the weight updates $\Delta\mathbf{W}$ by factorizing them into two low-rank matrices \mathbf{B} and \mathbf{A} , where the rank r of these matrices is significantly lower than the dimensions of \mathbf{W}_0 , as illustrated in Figure 2. This design preserves the base model's capabilities while enabling targeted, task-specific adaptation.

In practice, LoRA employs a specialized initialization strategy: matrix \mathbf{A} is initialized with random Gaussian values, while matrix \mathbf{B} is initialized with zeros. This ensures that the model initially mirrors the pre-trained state, with incremental adaptation occurring during training. During forward propagation, the outputs from the original matrix ($\mathbf{W}_0\mathbf{x}$) and the low-rank adaptation ($\mathbf{B}\mathbf{A}\mathbf{x}$) are combined to generate the final output. This approach maintains the consistent input-output dimensions and allows efficient parameter updates through simple matrix operations.

LoRA offers several key advantages: (1) it significantly reduces the number of trainable parameters (typically less than 1% of the original model parameters), (2) it lowers computational overhead and memory usage, making it feasible to fine-tune large models on consumer-grade hardware, and (3) its modular design supports rapid switching between different task-specific adapters. Experiments demonstrate that LoRA effectively adapts models to domain-specific tasks while preserving their original performance.

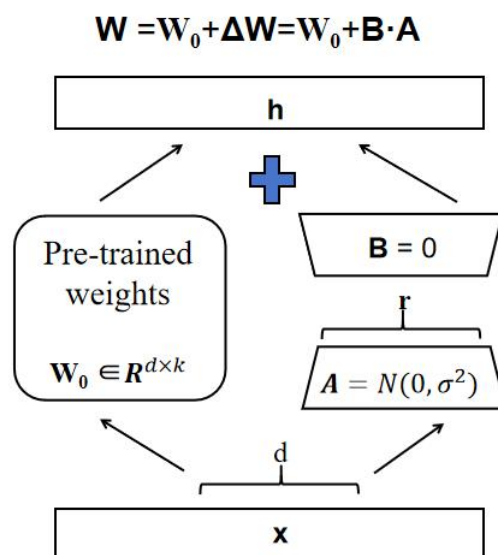


Fig.2 The training principle of LoRA fine-tuning

2.2.2 Fine-Tuning Tools and Model Selection

In this study, we selected Qwen2.5-7B-Base as the base model for LoRA fine-tuning, primarily due to its compatibility with parameter-efficient fine-tuning methods and its Apache 2.0 license, which facilitates both academic and commercial use. For comparative analysis, we included models released around the same period as Qwen2.5-7B, with similar parameter scales: BeiChuan2-7B, LLaMA3-CH-8B, Gemma2-9B, and ChatGLM2-6B, all of which were fine-tuned using LoRA. In addition, instruction-tuned versions (e.g., Instruct/Chat) of these models were included as baselines in subsequent experimental comparisons.

2.2.3 Fine-tuning experimental parameters

This study employs the LoRA (Low-Rank Adaptation) method for parameter-efficient fine-tuning. Given the constrained sample size (fewer than 5,000 instances) and the fact that all text sequences were within 1,024 tokens, the following key training parameters were configured: the input sequence length was constrained to 1,024 tokens to maintain computational tractability. Training was performed for 60 epochs to ensure adequate model convergence, as indicated by the consistent descent and eventual stabilization of the training loss curve. An initial learning rate of 2×10^{-4} was implemented alongside a dynamic learning rate scheduler. A per-GPU batch size of 4 was adopted with gradient accumulation over eight steps, yielding an effective global batch size of 32.

To obtain a robust performance evaluation under the small-sample setting, a five-fold cross-validation strategy was employed. Specifically, the dataset was randomly partitioned into five equal folds. In each iteration, four folds (80%) were used for training, and the remaining fold (20%) served as the test set. This process was repeated five times, with each

fold used exactly once as the test set. The final model performance was reported as the average of the evaluation metrics obtained across all five test sets.

2.3 The Evaluation Stage

2.3.1 The quality of text generation and model performance

To systematically evaluate the quality of text generation and model performance, we employed a suite of established metrics. Among these, BLEU-4 is a fundamental evaluation metric in natural language processing, measuring the similarity between generated and reference texts by computing the geometric mean of modified 4-gram precisions (Reiter, 2018). The formula for BLEU-4 is defined as:

$$BLEU - 4 = \mathbf{BP} \times \exp(\sum_{n=1}^4 w_n \cdot \log p_n) \quad (1)$$

where p_n represents the precision of n-grams ($n = 1, 2, 3, 4$), indicating the proportion of n-grams in the generated text that match the reference text; w_n are weighting factors, typically set equally as $w_n = \frac{1}{4}$ to balance the influence of various n-gram lengths; and \mathbf{BP} is the brevity penalty factor, which adjusts the score to prevent inflation caused by excessively short generated texts compared to the reference.

ROUGE-1, ROUGE-2, and ROUGE-L are Recall-Oriented Understudy for Gisting Evaluation (ROUGE) metrics (Lin, 2004)—a family of recall-focused metrics designed to assess the overlap between generated and reference texts. ROUGE-2 focuses on bigram recall, evaluating the co-occurrence of consecutive word pairs and thereby capturing semantic and syntactic similarity. ROUGE-L is based on the Longest Common Subsequence (LCS) between the generated and reference texts. It evaluates content similarity by considering the

longest matching sequences, regardless of word order, to more comprehensively capture semantic coherence and overall textual similarity.

2.3.2 Evaluation Methods for Different Information Extraction Tasks

For structured information extraction tasks, we employed specialized evaluation metrics tailored to different data types. Boolean extraction was assessed using three complementary measures: Accuracy, which quantifies the overall correctness as the ratio of correct binary predictions to total cases; Recall, which evaluates the proportion of actual positive instances correctly detected by the model; and the F1-Score, providing a balanced assessment by calculating the harmonic mean of precision and recall, particularly valuable for datasets with imbalance.

Numerical data extraction performance is measured using the Exact Match Rate (EMR), which is the proportion of numerical values that exactly match the ground-truth references. This strict metric ensures absolute correctness, which is particularly critical in numerical fields where approximations are insufficient. Similarly, for location-related information such as province and city names, EMR is employed to evaluate precise matches of textual entries, as geographic entities require precise identification without semantic variations or synonyms. The consistent application of EMR across numerical and categorical location data provides a unified and rigorous assessment standard for critical fields in information extraction tasks. For descriptive text fields, we utilized Cosine Similarity calculated between TF-IDF vector representations of extracted and reference texts (Li & Han, 2013). This metric captures semantic similarity beyond surface-level string matching by measuring the angular proximity within vector space.

Categorical code extraction is evaluated using Jaccard Similarity (Equation 7), which compares the overlap between predicted and reference label sets (Bag et al., 2019). This set-based metric effectively handles unordered categorical assignments while accounting for partial matches.

$$Accuracy = \frac{TP+TN}{TP+FP+TN+FN} \quad (2)$$

$$Recall = \frac{TP}{TP+FN} \quad (3)$$

$$F1 = \frac{2 \times TP}{2 \times TP + FP + FN} \quad (4)$$

where:

TP = True Positives (correctly predicted positive cases)

TN = True Negatives (correctly predicted negative cases)

FP = False Positives (incorrectly predicted positive cases)

FN = False Negatives (incorrectly predicted negative cases)

$$EMR = \frac{\text{Number of correctly predicted numerical values}}{\text{Total number of samples}} \times 100\% \quad (5)$$

$$Similarity = \frac{\sum_{i=1}^n A_i B_i}{\sqrt{\sum_{i=1}^n A_i^2} \sqrt{\sum_{i=1}^n B_i^2}} \quad (6)$$

where: A_i and B_i are the i -th components of vectors \mathbf{A} and \mathbf{B} , respectively

n is the dimensionality of the vector space

$$J(A, B) = \frac{|A \cap B|}{|A \cup B|} \quad (7)$$

where: A = Set of predicted labels (model output)

B = Set of ground truth labels (reference)

3. Results

A comparative analysis of fine-tuned models and their base and chat/instruction-tuned counterparts demonstrated substantial performance improvements from fine-tuning. To further assess the practical effectiveness of information extraction across different data types, we conducted indicator evaluations. The results indicated that fine-tuning provided minimal improvement for Boolean-type data, significantly improved text similarity scores for text data, and moderately improved performance on numerical data. Finally, benchmarking our fine-tuned Qwen-7B model against prominent LLMs, such as Qwen-Max, Gpt-5, and Deepseek-v3, revealed that a fine-tuned small-scale model typically achieved superior accuracy on our dataset.

3.1 Comparative Performance of Lora-fine-tuned Models Across Different Model Variants

We evaluated four models: Qwen2.5-7B, BeiChuan2-7B, LLaMA3-CH-8B, and ChatGLM2-6B, in three configurations: base, LoRA-fine-tuned, and official instruct/chat-tuned. Text generation quality was measured with BLEU-4 and ROUGE-1/2/L, while computational performance was assessed with metrics such as throughput, step frequency, and initialization latency. Collectively, these metrics capture both the quality and efficiency of structured information extraction.

LoRA vs. base models. LoRA fine-tuning produced dramatic gains across all metrics, as shown in Figure 3. For instance, Qwen2.5-7B-LoRA achieved 93.76 in BLEU-4, compared with 24.97 for the base model, and 93.96 in ROUGE-1, compared with 40.05. BeiChuan2-7B improved from 14.09 to 93.72 (BLEU-4) and from 31.69 to 93.91 (ROUGE-1). Similar trends were observed for LLaMA3-CH-8B (from 6.99 to 91.36 in BLEU-4; from 28.23 to 91.61 in ROUGE-1) and ChatGLM2-6B (from 12.34 to 90.23 in BLEU-4; from 31.23 to 92.13 in ROUGE-1). Improvements were also observed for ROUGE-2 and ROUGE-L. Beyond scores, LoRA fine-tuning resolved major limitations of base models: while base versions often failed to comply with the required JSON schema, producing incomplete or inconsistent fields, LoRA-fine-tuned models generated outputs that were both schema-compliant and reliable for downstream analysis.

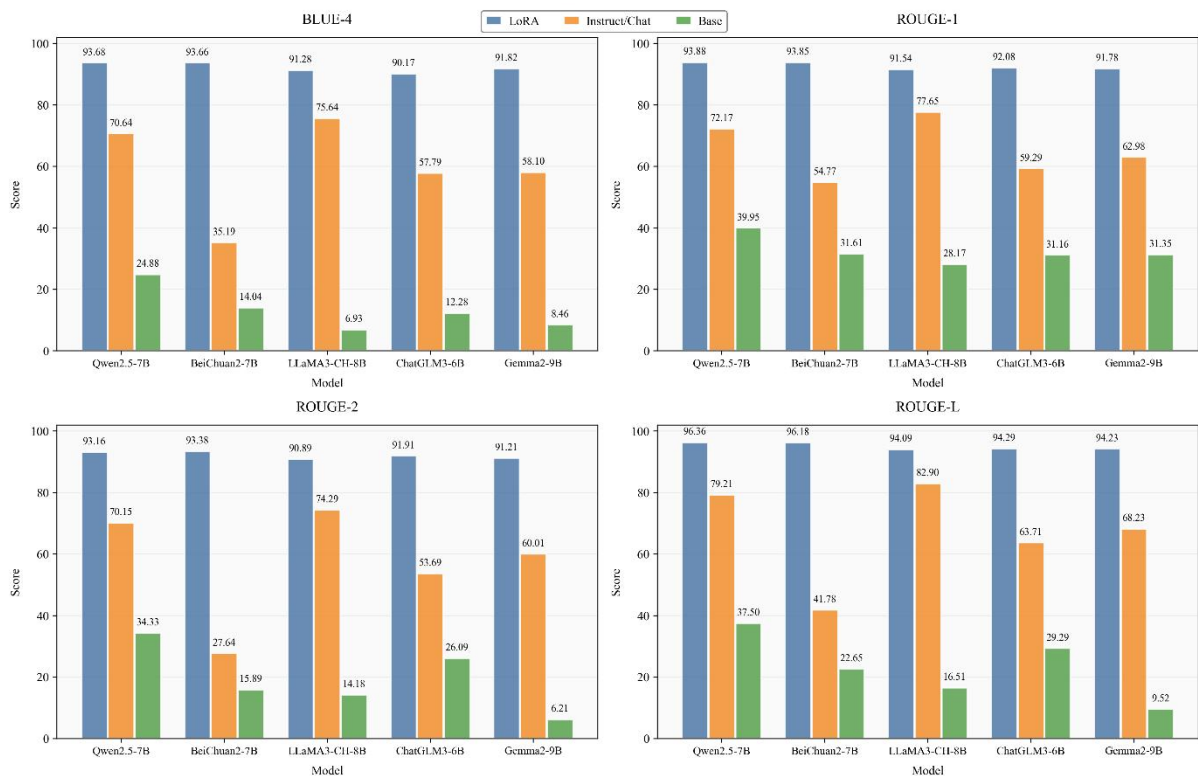


Fig. 3 Performance Comparison of Models (LoRA vs. Instruct/Chat vs. Base) evaluated by Bleu-4 and Rouge-L (1-2 & L) metrics. Additional detailed metrics are available in the Appendix

LoRA vs. instruct/chat models. LoRA-fine-tuned models also consistently outperformed official instruct/chat-tuned versions. For example, Qwen2.5-7B-LoRA achieved 93.76 in BLEU-4 versus 70.80 for Qwen2.5-7B-instruct, and 93.96 in ROUGE-1 versus 72.27. BeiChuan2-7B-LoRA surpassed its chat version with 93.72 in BLEU-4 and 93.91 in ROUGE-1 compared to 35.29 and 54.86, respectively. LLaMA3-CH-8B and ChatGLM2-6B showed similar margins of improvement. Instruction-tuned models benefit from exposure to large-scale, generic corpora that enhance conversational ability, but their performance on structured tasks is limited by noisy training pairs and instruction mismatches. In contrast, our LoRA fine-tuning, grounded in a carefully curated, domain-specific, human-annotated dataset, yields far superior accuracy and consistency in extracting structured fields.

3.2 Performance Evaluation of Large Language Models in Information Extraction Tasks

While BLEU-4 and ROUGE provide useful indicators of overall text similarity, they are less effective for assessing structured information extraction, where precision on specific fields is critical. To achieve a more fine-grained evaluation, we selected six models with BLEU-4 scores above 70, including four LoRA-tuned models (Qwen2.5-7B-LoRA, BeiChuan2-7B-LoRA, LLaMA3-8B-CH-LoRA, and ChatGLM2-6B-LoRA) and two instruction-tuned models (Qwen2.5-7B-instruct and LLaMA3-8B-CH-chat).

Boolean extraction. As shown in Table 3, LoRA-tuned models achieved consistently high performance on Boolean categories. Qwen2.5-7B-LoRA reached 98.36% accuracy for mortality detection, 93.64% for injury identification, and 95.78% for crime success determination, with F1 scores of 97.80%, 91.83%, and 95.73%, respectively. Other LoRA-tuned models performed similarly well, achieving accuracy above 90% across most categories. Instruction-tuned models, by contrast, showed larger variability. For example,

accuracy in assessing social impact dropped to 33.19% (Qwen2.5-7B-instruct) and 37.99% (LLaMA3-8B-CH-chat), although their performance on more objective categories remained competitive. Across all models, cybercrime detection consistently achieved strong results, ranging from 84.09% to 94.63%.

Table 3. Performance Comparison of Models Across Multiple Tasks (Boolean Classification Tasks)

Model	Evaluation	Death	Injury	Economic loss	Completed Illegal Act	Cybercrime	Social impact	Case closure
Qwen2.5-7B-instruct	Accuracy(%)	83.12	72.35	87.3	38.42	91.72	33.19	71.74
	Recall(%)	77.24	66.73	81.95	33.56	86.92	28.40	66.50
	F1(%)	79.18	68.05	83.26	34.71	88.21	29.55	67.79
LLaMA3-8B-CH-chat	Accuracy(%)	77.93	72.83	25.33	55.21	81.85	37.99	67.27
	Recall(%)	72.88	68.42	20.08	49.87	76.58	32.68	61.4
	F1(%)	74.31	69.65	21.37	51.24	77.81	33.96	62.83
ChatGLM3-6B-lora	Accuracy(%)	96.84	90.52	88.45	93.51	92.91	69.34	93.21
	Recall(%)	92.69	86.88	83.15	89.76	88.36	58.94	89.48
	F1(%)	93.64	87.78	84.46	90.68	89.51	61.43	90.4
LLaMA3-8B-CH-lora	Accuracy(%)	97.23	92.67	89.76	94.63	93.55	70.55	94.27
	Recall(%)	96.85	91.82	88.23	93.32	90.46	65.78	93.85
	F1(%)	96.92	92.03	88.61	93.64	91.22	66.96	93.95
Gemma2-9B-lora	Accuracy(%)	97.26	90.51	86.63	92.6	92.84	71.46	89.34
	Recall(%)	96.31	88.26	83.77	90.16	90.53	78.42	90.54
	F1(%)	96.72	89.37	85.17	91.36	91.67	76.54	89.62
BeiChuan2-7B-lora	Accuracy(%)	97.19	92.41	89.68	94.11	93.27	71.98	92.94
	Recall(%)	96.54	89.9	87.36	92.91	91.88	68.53	90.52
	F1(%)	96.7	90.53	87.94	93.21	92.23	69.38	91.12
Qwen2.5-7B-lora	Accuracy(%)	97.38	92.70	89.75	94.82	93.68	71.15	94.39
	Recall(%)	96.63	90.31	86.63	93.4	92.33	67.35	92.82
	F1(%)	96.82	90.91	87.4	94.77	92.66	68.18	93.21

Numerical extraction. The results in Table 4 highlight differences in the extraction of quantitative fields. Qwen2.5-7B-LoRA achieved exact match rates (EMR) of 95.31% for fatality counts, 92.55% for injury counts, and 89.78% for economic loss. BeiChuan2-7B-LoRA followed closely, with 93.62%, 92.52%, and 86.02% respectively. Other LoRA models maintained EMR scores generally above 80%. In contrast, instruction-tuned models struggled with numerical fields; for example, LLaMA3-8B-CH-chat recorded only 13.79% accuracy in economic loss extraction.

Geographic extraction. As detailed in Table 4, LoRA-tuned models performed exceptionally well at the provincial level, with EMR ranging from 88.78% to 96.42%. Instruction-tuned models achieved lower scores of 64.44% and 88.24%. At the city level,

Qwen2.5-7B-LoRA achieved the highest F1 score of 85.73%, whereas LLaMA3-8B-CH-chat achieved 42.76%.

Table 4. Performance Comparison of Models Across Multiple Tasks

Model	The number of deaths	The number of injured	The amount of the losses	Province	City
Evaluation			EMR		
Qwen2.5-7B-instruct	70.18	65.95	85.42	86.31	66.87
LLaMA3-8B-CH-chat	62.35	55.67	11.52	67.28	40.41
ChatGLM-6B-lora	92.16	88.42	86.28	91.15	80.65
LLaMA3-8B-CH-lora	91.28	86.73	83.15	89.92	72.84
Gemma2-9B-lora	93.52	91.45	81.36	92.18	67.42
BeiChuan2-7B-lora	94.58	93.67	87.15	95.28	82.69
Qwen2.5-7B-lora	96.28	93.62	88.69	94.43	84.58

Case type classification and textual extraction. As detailed in Table 5, for case-type classification, Qwen2.5-7B-LoRA again achieved the highest similarity score (82.55%), compared with 36.22% for Qwen2.5-7B-instruct. Performance across all models was more modest in this task, reflecting the subjective nature of case categories. For textual description extraction (police handling and criminal methods), Qwen2.5-7B-LoRA achieved similarity scores of 63.21% and 60.35%, whereas non-LoRA-tuned models scored below 20%. Although absolute scores appear low, they remain adequate for task completion since annotations were concise and textual variation often preserved semantic equivalence.

Table 5. Performance Comparison of Models Across Multiple Tasks (Case type and Text)

Model	Case type	Police handling	Criminal methods
Evaluation	Jaccard Similarity	Cosine Similarity	Cosine Similarity
Qwen2.5-7B-instruct	54.82	13.55	11.12
LLaMA3-8B-CH-chat	37.91	16.28	7.33
ChatGLM-6B-lora	79.68	57.14	54.27
LLaMA3-8B-CH-lora	81.25	55.89	52.76
Gemma2-9B-lora	80.45	63.08	61.22
BeiChuan2-7B-lora	83.42	62.07	61.78
Qwen2.5-7B-lora	81.33	65.51	63.14

3.3 Small Model Fine-tuning vs. Full-sized Large Models

To mitigate the deployment costs associated with large language models, two main approaches are often considered: fine-tuning models with fewer parameters and using API-based access to advanced models. This study compared the performance of fine-tuned smaller models with that of full-sized models to assess their relative effectiveness in structured information extraction.

We conducted experiments with two API-based models, Qwen-max, GPT-5, Claude-4, Gemini2.5-pro, and Deepseek v3, using consistent prompt engineering (matching the prompts and system instructions from previous experiments) and few-shot examples aligned with prior experiments. Input data were processed in streaming mode, and outputs were recorded for structured evaluation.

Task-specific results. Table 6 presents the performance across key fields, including Death, Injury, Economic loss, Crime success, Social impact, Cybercrime, and Case closure. Among the large-scale models, Gemini2.5-pro demonstrated superior performance on the Cybercrime and Social impact tasks compared with Qwen2.5-7B-lora. GPT-5 and Claude-4 also demonstrated competitive performance across several tasks, particularly in Crime success and Cybercrime. While Deepseek V3 and Qwen-max outperformed Qwen2.5-7B-lora on Economic loss and Social impact tasks, the fine-tuned Qwen2.5-7B-lora remained highly competitive across most evaluation metrics, achieving performance comparable to larger models on tasks such as Death and Case closure.

Table 6. Performance Comparison of **Small Model Fine-tuning vs. Full-sized Large Models** Across Multiple Tasks (1)

Model	Evaluation	Death	Injury	Economic loss	Crime success	Cybercrime	Social impact	Case closure
Deepseek v3	Accuracy(%)	97.96	88.31	92.21	63.53	91.19	88.86	78.90
	Recall(%)	97.95	88.31	92.25	94.34	93.26	67.35	92.82
	F1(%)	98.96	93.79	93.74	95.73	93.6	68.18	93.21
Gpt-5	Accuracy(%)	98.25	92.85	89.45	94.62	94.32	78.35	93.28
	Recall(%)	97.45	90.38	86.72	93.45	93.41	74.82	91.95
	F1(%)	97.62	91.18	87.85	94.86	94.78	75.24	92.38
Claude-4	Accuracy(%)	98.18	92.47	89.83	94.25	93.42	79.64	92.91
	Recall(%)	97.32	89.95	86.28	92.87	91.23	76.18	91.42
	F1(%)	97.48	90.68	87.52	93.56	92.54	76.93	91.85
Gemini2.5-pro	Accuracy(%)	98.42	93.28	90.24	95.15	95.64	90.27	93.85
	Recall(%)	97.58	90.67	87.15	93.82	97.32	87.42	92.15
	F1(%)	97.75	91.45	88.12	94.48	97.76	88.15	92.68
Qwen-max	Accuracy(%)	94.15	84.86	88.96	77.44	93.90	91.60	78.25
	Recall(%)	94.08	84.32	87.67	77.38	89.72	87.43	79.1
	F1(%)	96.83	90.17	89.19	86.83	93.15	90.65	87.34
Qwen2.5-7B-lora	Accuracy(%)	98.36	93.64	90.66	95.78	94.63	71.15	94.39
	Recall(%)	97.61	91.22	87.51	94.34	93.26	67.35	92.82
	F1(%)	97.80	91.83	88.28	95.73	93.60	68.18	93.21

Comparative analysis. Tables 7 and 8 summarize results across multiple evaluation metrics for six models. The fine-tuned Qwen2.5-7B-LoRA demonstrated particularly strong performance in location extraction tasks (Province and City) and criminal analysis metrics (Police handling and Criminal methods), significantly outperforming all larger models by substantial margins. While Qwen-max and Deepseek v3 demonstrated strong general-purpose capabilities, and Gemini2.5-pro showed competitive results in basic extraction tasks (The number of deaths, injuries, and losses), the fine-tuned Qwen2.5-7B-LoRA remained highly competitive and, in most cases, outperformed the larger models on these domain-specific tasks. The substantial performance advantages in complex semantic understanding tasks suggest that targeted fine-tuning can enable smaller models to exceed the performance of much larger models in specialized extraction domains.

Table 7. Performance Comparison of **Small Model Fine-tuning vs. Full-sized Large Models** Across Multiple Tasks (2)

Model	The number of deaths	The number of injured	The amount of the losses	Province	City
Evaluation		EMR			
Deepseek v3	93.75	84.72	84.38	90.65	77.89
Gpt-5	94.25	88.62	87.54	79/24	72/15
Claude-4	93.2	86.45	91.43	76.34	73.23
Gemini2.5-pro	95.56	89.32	92.45	78.23	77.53
Qwen-max	92.71	80.87	88.38	79.44	81.81
Qwen2.5-7b-lora	95.31	92.55	89.78	95.54	85.73

Table 8. Performance Comparison of **Small Model Fine-tuning vs. Full-sized Large Models** Across Multiple Tasks (3)

Model	Case type	Police handling	Criminal methods
Evaluation	Jaccard Similarity	Cosine Similarity	
Deepseek v3	78.16	17.45	8.25
Gpt-5	69.43	21.23	16.34
Claude-4	73.54	27.34	22.23
Gemini2.5-pro	77.53	33.23	26.87
Qwen-max	74.22	25.6	15.64
Qwen2.5-7b-lora	82.55	63.21	60.35

4. Discussion

4.1 Interpretation of Results

Across all experiments, LoRA fine-tuning substantially improved the performance of mid-sized models compared with their base versions. The fine-tuned models consistently produced outputs that were not only more accurate but also schema-compliant, overcoming the frequent formatting errors observed in base models. This highlights the effectiveness of LoRA in enforcing structured output requirements, which is critical for downstream analysis of police briefings.

When compared with instruction- or chat-tuned models, LoRA-fine-tuned versions also showed clear advantages. Because they were trained on carefully curated, domain-specific annotations, they produced more reliable and consistent results than models trained on large but noisy general corpora. This suggests that quality-focused adaptation can outperform scale alone in domain-specific structured extraction tasks.

Finally, compared with state-of-the-art large models accessible via APIs, LoRA-tuned smaller models achieved competitive performance across most objective extraction tasks, including event detection, outcome quantification, and location extraction. In tasks involving subjective judgment, such as social impact assessment, large language models (LLMs) demonstrate superior performance compared to fine-tuned small models. When determining whether a case has caused severe social impact—particularly when the text lacks explicit indications—the evaluation should comprehensively consider factors including the severity of the case, the extent of negative repercussions, the scale of affected populations, and the magnitude of incurred losses. Through analysis of misjudged cases, we observe that fine-

tuned small models exhibit limited capacity and are more susceptible to textual surface features, failing to conduct comprehensive multidimensional assessments.

4.2 Error Analysis

For the analysis errors of large models, As detailed in Table 9, we conducted a qualitative analysis; more detailed cases are provided in the appendix.

Table 9. Summary of Model Error Analysis Across Different Extraction Tasks

Note: Detailed case demonstrations are provided in the Appendix.

Extraction Type	Specific Content	Error Analysis
Location Information	Province, City	Failed to identify the primary jurisdiction among multiple locations.
		Misidentified administrative hierarchy, favoring sub-prefectural units.
		Generated hallucinations when processing township-level information.
Event Characteristics	Case Type	Lacked legal expertise to differentiate crime types.
		Over-generalized charges in legal classification.
	Completed Illegal Act	Misjudged the act of completion due to the absence of severe consequences.
	Cyccercrime	Literally interpreted "network" as cybercrime.
	Case Closure	Misunderstood judicial procedures regarding case resolution.
	Illegal Means and Police Handling	Evaluation confirms that the model output is more faithful to the original and more detailed than manual annotations, without affecting subsequent analysis.
Impact Assessment	Deaths	Failed to distinguish case-related fatalities.
		Miscounted deaths due to keyword recognition failures.
	Injuries	Overlooked implicit injury indicators in medical contexts.
	Economic Losses	Made calculation errors in multi-step problems.
	Social impact	Overestimated severity due to exaggerated descriptions.

4.3 Theoretical Implications

This study contributes to the theoretical understanding of structured Information Extraction (IE) in three ways.

First, our results show that mid-sized LLMs with LoRA fine-tuning can match or exceed the performance of larger, fully fine-tuned or instruction-tuned models on structured extraction tasks. This challenges the assumption that only very large-scale models can deliver state-of-the-art accuracy for complex IE.

Second, the combination of prompt engineering with LoRA fine-tuning provides evidence for a hybrid adaptation strategy. While prompting guides the model toward structured output formats, fine-tuning ensures domain alignment, together producing results that neither approach alone achieves. This contributes to theoretical debates about how best to enforce structured outputs in narrative domains and supports the argument that lightweight, targeted adaptation can be a viable alternative to full retraining.

Third, applying this methodology to Chinese police briefings demonstrates the feasibility of bridging computational linguistics and criminology. Our work shows that narrative, domain-specific texts can be reliably converted into structured data, expanding the theoretical scope of IE into new applied domains.

4.4 Practical Implications

Beyond its theoretical contributions, this study offers several practical benefits. First, the proposed pipeline provides a cost-effective and scalable solution for researchers and institutions that lack the resources to deploy or fine-tune very large models. By leveraging

LoRA adaptation, the approach reduces the technical and financial barriers to applying structured information extraction in real-world settings.

Second, our pipeline demonstrates that well-crafted task-specific prompts, combined with fine-tuned small-parameter models, can effectively handle complex structured-text extraction tasks. This approach enables deeper applications in domain-specific text structuring and annotation. For instance, in narrative policy framework information coding, researchers can develop optimal prompts based on disciplinary-specific annotation guidelines and theoretical requirements, then use minimal human-annotated data as training sets for model fine-tuning, thereby achieving efficient coding of large-scale textual data.

Third, the release of a high-quality annotated dataset directly addresses the scarcity of structured crime data in China. This resource enables criminologists, social scientists, and policy researchers to conduct empirical studies that were previously limited by a lack of accessible data.

Fourth, the pipeline supports practical applications in public safety management and policy evaluation. By transforming unstructured police briefings into structured, machine-readable data, the method facilitates tasks such as real-time incident monitoring, risk assessment, and longitudinal analysis of crime trends. These applications can directly inform decision-making by public security agencies and community organizations.

Finally, the study highlights a complementary role for smaller, fine-tuned models and larger, general-purpose models. While the former excel in producing structured, domain-specific outputs efficiently, the latter retain advantages in tasks requiring subjective judgment. This suggests that hybrid deployment strategies could maximize both efficiency and interpretive capacity in applied contexts.

4.5 Distinction from Existing Work

Conventional approaches for information extraction in legal and social science domains have evolved from rule-based systems (Chiticariu et al., 2013) to specialized neural architectures. While domain-adapted models like Legal-BERT (Chalkidis et al., 2020) have significantly advanced performance on standard tasks such as named entity recognition, they still largely adhere to a one-model-per-task paradigm. This approach necessitates training and maintaining separate models for entity, relation, and event extraction, a process that is both computationally expensive and practically cumbersome for comprehensive, multi-faceted social science research.

The advent of Large Language Models (LLMs) has introduced a new paradigm, yet the off-the-shelf application of these models often yields inconsistent results on complex, domain-specific narratives. Recent research has moved towards unifying extraction tasks through instruction-tuning, as exemplified by frameworks like InstructUIE (Gupta, 2023), which standardizes diverse extraction formats into a single text-to-structure generation task.

Our work builds upon this trajectory, but is new in two fundamental aspects. First, we propose a unified pipeline specifically tailored to the deep semantic and contextual demands of socio-legal research. Unlike general-domain extraction, our tasks require sophisticated semantic interpretation—for instance, identifying a crime location from a descriptive narrative rather than a standardized field. Our integrated approach enables a single model to perform multiple structured extraction tasks (entities, relations, events), aligning with the holistic analytical needs of social scientists and mitigating the persistent challenge of limited annotated data in specialized domains. Second, we demonstrate the efficacy and practicality of our approach under significant resource constraints by leveraging parameter-efficient fine-tuning (PEFT). While state-of-the-art performance is often achieved through full fine-tuning,

this method is computationally prohibitive for most researchers. By employing LoRA, we significantly reduce computational overhead while maintaining comparable performance. Implemented through the user-friendly LLaMA-Factory toolkit, our method lowers the technical barrier to entry, enabling social science researchers who may lack specialized coding expertise or access to high-performance computing resources to harness state-of-the-art LLMs for their analytical needs.

4.6 Limitations and Future Research Directions

We observed that the model underperforms on extraction tasks requiring professional knowledge or subjective judgment. For instance, in assessing severe social impacts, the fine-tuned Qwen2.5-7B-LoRA achieved only 68.18% accuracy, whereas the latest full-parameter models—DeepSeek-V3 and Qwen-Max—reached 88.86% and 91.6%, respectively. This indicates that newer base models align more closely with human value judgments, warranting further investigation. In the model evaluation section, only the accuracy of case-type classification was assessed, without an in-depth analysis of its predictive performance across case categories. We hope that future research will conduct more rigorous investigations into the discriminative capabilities of large language models across various case types, with the aim of mitigating model hallucinations and biases.

We further investigate fine-tuning LLMs for structuring and extracting information from domain-specific texts. While LLMs possess strong generalization and reasoning capabilities, they often lack domain expertise and exhibit variability in their outputs. To mitigate this, we constructed a dataset of police incident announcements and applied prompt engineering and LoRA fine-tuning. Experimental results demonstrate that fine-tuning Qwen-7B with a compact, high-quality dataset markedly improves extraction performance, even matching or exceeding that of full-parameter large models.

However, the model underperforms in several extraction tasks. It struggles to infer city-level locations from district names when broader contextual cues are absent. In pure-text extraction, responses exhibit high variability, resulting in low text-similarity scores—though semantic accuracy remains intact. Performance also remains suboptimal for case-type classification that requires domain expertise, likely due to insufficient or ambiguous professional descriptions in the source text. Moreover, on socially sensitive tasks that require subjective judgment, smaller, fine-tuned models still lag larger base models, raising questions about the viability of using LLMs to simulate human decision-making. The generalization capabilities of the fine-tuned compact model were not thoroughly validated, which may constrain its applicability beyond the specific dataset used (Zhang et al., 2021). Future research directions could integrate the fine-tuning technique with advanced methods such as reinforcement learning (Guo et al., 2025) or combine these techniques with AI agent technologies (Talebirad & Nadiri, 2023) to enhance model robustness and better support complex downstream tasks.

5. Conclusion

This study presents a novel approach to structured information extraction from police briefings, an important yet underutilized data source for criminology and public policy researchers. The core contribution is a domain-adapted extraction pipeline that integrates task-specific prompt engineering with LoRA fine-tuning of the Qwen2.5-7B model, providing a cost-effective and efficient means of transforming unstructured police briefings into structured, analyzable datasets. We rigorously benchmark this pipeline against baseline, instruction-tuned, and state-of-the-art models, showing clear improvements: 98.36% accuracy for mortality detection, 95.31% exact match rate for fatality counts, and 95.54% exact match rate for province-level location extraction. These results demonstrate the effectiveness and

robustness of the proposed approach. Beyond its methodological contributions, this pipeline provides a scalable and accessible solution for criminological and social science research, enabling the systematic use of police briefings as structured data for further spatiotemporal analysis of crime or deviant behaviors.

Reference

- Aggarwal, T., Salatino, A., Osborne, F., & Motta, E. (2026). Large language models for scholarly ontology generation: An extensive analysis in the engineering field. *Information Processing & Management*, 63(1), 104262. <https://doi.org/10.1016/j.ipm.2025.104262>
- Aghababaei, S., & Makrehchi, M. (2016). Mining Social Media Content for Crime Prediction. *2016 IEEE/WIC/ACM International Conference on Web Intelligence (WI)*, 526–531. <https://doi.org/10.1109/wi.2016.0089>
- Anglin, K. L., Bertrand, A., Gottlieb, J., & Elefante, J. (2025). Scaling Up With Integrity: Valid and Efficient Narrative Policy Framework Analyses Using Large Language Models. *Policy Studies Journal*.
- Bag, S., Kumar, S. K., & Tiwari, M. K. (2019). An efficient recommendation generation using relevant Jaccard similarity. *Information Sciences*, 483, 53–64.
- Bowie, N. G. (2020). A new inventory of 30 terrorism databases and data sets. *Perspectives on Terrorism*, 14(1), 54–66.
- Braga, A. A., Turchan, B. S., Papachristos, A. V., & Hureau, D. M. (2019). Hot spots policing and crime reduction: An update of an ongoing systematic review and meta-analysis. *Journal of Experimental Criminology*, 15(3), 289–311.
- Chalkidis, I., Fergadiotis, M., Malakasiotis, P., Aletras, N., & Androutsopoulos, I. (2020). LEGAL-BERT: The muppets straight out of law school. *arXiv Preprint arXiv:2010.02559*.
- Chen, Z., Hao, J., Sun, H., Zhao, L., Li, J., Qian, Q., Peng, Q., Wang, X., Cong, S., Shen, L., Guo, Z., Pu, S., & Lin, Y. (2025). MedScaleRE-PF: A prompt-based framework with retrieval-augmented generation, chain-of-thought, and self-verification for scale-specific relation extraction in Chinese medical literature. *Information Processing & Management*, 62(6), 104278. <https://doi.org/10.1016/j.ipm.2025.104278>
- Ching, T., Himmelstein, D. S., Beaulieu-Jones, B. K., Kalinin, A. A., Do, B. T., Way, G. P., Ferrero, E., Agapow, P.-M., Zietz, M., Hoffman, M. M., & others. (2018). Opportunities and obstacles for deep learning in biology and medicine. *Journal of the Royal Society Interface*, 15(141), 20170387.
- Chiticariu, L., Li, Y., & Reiss, F. (2013). Rule-based information extraction is dead! Long live rule-based information extraction systems! *Proceedings of the 2013 Conference on Empirical Methods in Natural Language Processing*, 827–832.

Dagdelen, J., Dunn, A., Lee, S., Walker, N., Rosen, A. S., Ceder, G., Persson, K. A., & Jain, A. (2024). Structured information extraction from scientific text with large language models. *Nature Communications*, 15(1), 1418.

Devarajan, G., Nagarajan, S. M., Amanullah, S. I., Mary, S. A. S. A., & Bashir, A. (2024). AI-Assisted Deep NLP-Based Approach for Prediction of Fake News From Social Media Users. *IEEE Transactions on Computational Social Systems*, 11, 4975–4985.
<https://doi.org/10.1109/tcss.2023.3259480>

Devlin, J., Chang, M.-W., Lee, K., & Toutanova, K. (2019). Bert: Pre-training of deep bidirectional transformers for language understanding. *Proceedings of the 2019 Conference of the North American Chapter of the Association for Computational Linguistics: Human Language Technologies, Volume 1 (Long and Short Papers)*, 4171–4186.

Eck, J., & Weisburd, D. L. (2015). Crime places in crime theory. *Crime and Place: Crime Prevention Studies*, 4.

Ferguson, A. G. (2017). The rise of big data policing: Surveillance, race, and the future of law enforcement. In *The rise of big data policing*. New York University Press.

Fu, H., Wei, Y., Chen, G., He, X., Gao, Q., & Zhou, F. (2025). Augmented graph information bottleneck with type-aware periodicity heterogeneity for explainable crime prediction. *Information Processing & Management*, 62(6), 104227.
<https://doi.org/10.1016/j.ipm.2025.104227>

Guo, D., Yang, D., Zhang, H., Song, J., Zhang, R., Xu, R., Zhu, Q., Ma, S., Wang, P., Bi, X., & others. (2025). Deepseek-r1: Incentivizing reasoning capability in llms via reinforcement learning. *arXiv Preprint arXiv:2501.12948*.

Gupta, H. (2023). *Instruction tuned models are quick learners with instruction equipped data on downstream tasks* [Master's Thesis]. Arizona State University.

Han, Z., Gao, C., Liu, J., Zhang, J., & Zhang, S. Q. (2024). Parameter-efficient fine-tuning for large models: A comprehensive survey. *arXiv Preprint arXiv:2403.14608*.

Houlsby, N., Giurgiu, A., Jastrzebski, S., Morrone, B., De Laroussilhe, Q., Gesmundo, A., Attariyan, M., & Gelly, S. (2019). Parameter-efficient transfer learning for NLP. *International Conference on Machine Learning*, 2790–2799.

Howard, J., & Ruder, S. (2018). Universal language model fine-tuning for text classification. *arXiv Preprint arXiv:1801.06146*.

Hu, E. J., Shen, Y., Wallis, P., Allen-Zhu, Z., Li, Y., Wang, S., Wang, L., Chen, W., & others. (2022). Lora: Low-rank adaptation of large language models. *ICLR*, 1(2), 3.

- LaFree, G., Muro, D., & Wilson, T. (2022). Terrorism open source databases. *Contemporary Terrorism Studies*, 113–134.
- Lester, B., Al-Rfou, R., & Constant, N. (2021). The power of scale for parameter-efficient prompt tuning. *arXiv Preprint arXiv:2104.08691*.
- Li, B., & Han, L. (2013). Distance weighted cosine similarity measure for text classification. *International Conference on Intelligent Data Engineering and Automated Learning*, 611–618.
- Lin, C.-Y. (2004). Rouge: A package for automatic evaluation of summaries. *Text Summarization Branches Out*, 74–81.
- Liu, P., Yuan, W., Fu, J., Jiang, Z., Hayashi, H., & Neubig, G. (2023). Pre-train, prompt, and predict: A systematic survey of prompting methods in natural language processing. *ACM Computing Surveys*, 55(9), 1–35.
- Marcondes, F. S., Gala, A., Magalhães, R., de Britto, F. P., Durães, D., & Novais, P. (2025). *Natural Language Analytics with Generative Large-Language Models*. Springer.
- Patel, P., Bhushanwar, K., & Patel, H. (2025). Social Media Analysis for Criminal Behavior Detection: Methods, Application and Challenge. *2025 4th International Conference on Sentiment Analysis and Deep Learning (ICSADL)*, 70–75.
<https://doi.org/10.1109/icsadl65848.2025.10933426>
- Prathap, B., Krishna, A. V. N., & Balachandran, K. (2021). *Crime Analysis and Forecasting on Spatio Temporal News Feed Data—An Indian Context*. 307–327.
https://doi.org/10.1007/978-3-030-74575-2_16
- Radford, A., Narasimhan, K., Salimans, T., Sutskever, I., & others. (2018). *Improving language understanding by generative pre-training*.
- Raffel, C., Shazeer, N., Roberts, A., Lee, K., Narang, S., Matena, M., Zhou, Y., Li, W., & Liu, P. J. (2020). Exploring the limits of transfer learning with a unified text-to-text transformer. *Journal of Machine Learning Research*, 21(140), 1–67.
- Reiter, E. (2018). A structured review of the validity of BLEU. *Computational Linguistics*, 44(3), 393–401.
- Roberts jr, J. M. (2010). Book Review: Lynch, JP and Addington, LA (Eds.) *Understanding Crime Statistics: Revisiting the Divergence of the NCVS and UCR* New York: Cambridge University Press, 2007. Xiv pp., 340 pp. *Criminal Justice Review*, 35(1), 115–116.
- Shafi, I., Din, S., Hussain, Z., Ashraf, I., & Choi, G. (2021). Adaptable Reduced-Complexity Approach Based on State Vector Machine for Identification of Criminal Activists on Social Media. *IEEE Access*, 9, 95456–95468. <https://doi.org/10.1109/access.2021.3094532>

- Shen, H., Ju, Y., & Zhu, Z. (2023). Extracting Useful Emergency Information from Social Media: A Method Integrating Machine Learning and Rule-Based Classification. *International Journal of Environmental Research and Public Health*, 20.
<https://doi.org/10.3390/ijerph20031862>
- Spicer, V., Song, J., Brantingham, P., Park, A., & Andresen, M. A. (2016). Street profile analysis: A new method for mapping crime on major roadways. *Applied Geography*, 69, 65–74.
- Talebirad, Y., & Nadiri, A. (2023). Multi-agent collaboration: Harnessing the power of intelligent llm agents. *arXiv Preprint arXiv:2306.03314*.
- Tam, S., & Tanrıöver, Ö. Ö. (2023). Multimodal Deep Learning Crime Prediction Using Tweets. *IEEE Access*, 11, 93204–93214. <https://doi.org/10.1109/access.2023.3308967>
- Tang, X., Wang, L., & Wang, J. (2026). Language model collaboration for relation extraction from classical Chinese historical documents. *Information Processing & Management*, 63(1), 104286.
- Tseloni, A., Mailley, J., Farrell, G., & Tilley, N. (2010). Exploring the international decline in crime rates. *European Journal of Criminology*, 7(5), 375–394.
- Uchida, C., McCluskey, J., Kringen, J., Kringen, A., Kato, S., Melendez, H., & Schmitz, J. (2024). Police accounts of critical incidents: A descriptive and empirical assessment. *Journal of Crime and Justice*, 47(1), 95–111.
- Vaswani, A., Shazeer, N., Parmar, N., Uszkoreit, J., Jones, L., Gomez, A. N., Kaiser, Ł., & Polosukhin, I. (2017). Attention is all you need. *Advances in Neural Information Processing Systems*, 30.
- Yang, D., Heaney, T., Tonon, A., Wang, L., & Cudré-Mauroux, P. (2017). CrimeTelescope: Crime hotspot prediction based on urban and social media data fusion. *World Wide Web*, 21, 1323–1347. <https://doi.org/10.1007/s11280-017-0515-4>
- Yue, H., Liu, L., & Xiao, L. (2023). Investigating the effect of people on the street and streetscape physical environment on the location choice of street theft crime offenders using street view images and a discrete spatial choice model. *Applied Geography*, 157, 103025.
- Zhang, C., Bengio, S., Hardt, M., Recht, B., & Vinyals, O. (2021). Understanding deep learning (still) requires rethinking generalization. *Communications of the ACM*, 64(3), 107–115.
- Zheng, Y., Zhang, R., Zhang, J., Ye, Y., Luo, Z., Feng, Z., & Ma, Y. (2024). Llamafactory: Unified efficient fine-tuning of 100+ language models. *arXiv Preprint arXiv:2403.13372*.