

Stepwise Think-Critique: Unified Reasoning and Self-Critique in LLMs

Jiaqi Xu^{1*} Cuiling Lan² Xuejin Chen¹ Yan Lu²

¹ University of Science and Technology of China

² Microsoft Research Asia

xujiaqi@mail.ustc.edu.cn, {culan,yanlu}@microsoft.com, xjchen99@ustc.edu.cn

Abstract. Human beings solve complex problems through critical thinking, where reasoning and evaluation are intertwined to converge toward correct solutions. However, most existing large language models (LLMs) treat the reasoning and verification as separate processes: they either generate reasoning without explicit self-checking or rely on external verifiers to detect errors post hoc. The former lacks immediate feedback, while the latter increases system complexity and hinders synchronized learning. Motivated by human critical thinking, we propose **Stepwise Think-Critique (STC)**, a unified and end-to-end trainable framework that interleaves reasoning and self-critique at every intermediate step within a single model. STC is trained with a hybrid reinforcement learning objective that integrates reasoning rewards and critique-consistency rewards, thereby jointly optimizing solution correctness and reliability of self-evaluation. Experiments on mathematical reasoning benchmarks show that STC demonstrates strong critical-thinking capabilities and produces more interpretable reasoning traces, representing a step toward **LLMs with built-in critical thinking**.

1 Introduction

Large language models (LLMs) have demonstrated remarkable capabilities in solving complex reasoning tasks. Techniques such as Chain of Thought (CoT) prompting [11] and reinforcement-based reasoning approaches (*e.g.*, DeepSeek-R1) [3] enable models to decompose problems into multi-step reasoning trajectories, leading to improved performance in domains such as mathematical problem-solving, program synthesis, and complex question-answering [1, 3, 13].

Despite these advances, a fundamental limitation persists: current approaches lack an intrinsic, on-the-fly mechanism to assess the correctness of intermediate reasoning steps. Such a mechanism is highly desirable because i) in domains such as mathematics, science, and finance, users require transparent judgments on whether each reasoning step is correct; ii) integrated self-critique allows models to adapt their reasoning trajectories dynamically, enabling self-assessment and effective test-time scaling during inference; and iii) stepwise evaluation could provide dense feedback, facilitating more effective policy optimization.

* This work was done when Jiaqi was an intern at MSRA. This paper is from an open collaborative research project.

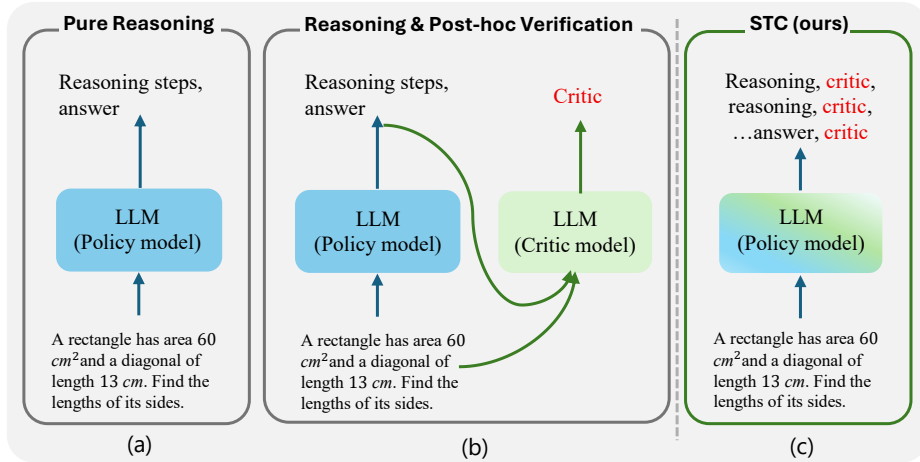


Fig. 1: Paradigms of reasoning and verification in LLMs. (a) *Pure reasoning*: a model generates multi-step reasoning and answers without assessment. (b) *Post-hoc verification*: reasoning is produced first and then critiqued by an external verifier (e.g., process reward model), which provides delayed feedback and increases system complexity. (c) *Stepwise Think-Critique (ours)*: a single model outputs interleaved reasoning and critique at each step, enabling timely self-assessment, and improved interpretability.

Most existing reasoning models [3, 9] focus solely on generating reasoning and final answers, as illustrated in Figure 1 (a). Some studies have explored post-hoc verification, where an external verifier evaluates the correctness of the reasoning process (see Figure 1 (b)). For example, process reward models (PRMs) have been developed to evaluate intermediate reasoning steps produced by a policy model [5, 12, 17, 21]. Although such methods can detect errors, the post-hoc nature (*i.e.*, the separation of reasoning and verification) prevents timely feedback, and maintaining separate reasoning policy and verifier models increases system complexity, hindering seamless deployment in real-world pipelines.¹

The ability to interleave reasoning and evaluation is a hallmark of human problem solving. Humans naturally engage in critical thinking, continuously reflecting on intermediate conclusions, assessing their validity, and adjusting subsequent steps accordingly. This process allows humans not only to reach correct solutions more efficiently but also to produce reasoning traces that are interpretable and trustworthy. Inspired by this, we propose a novel framework called Stepwise Think-Critique (STC). As illustrated in Figure 1 (c), unlike existing paradigms that separate reasoning and verification, our method unifies them. At each step of problem solving, the model not only generates the next reasoning step but also the justification for its correctness. We instantiate our framework within an LLM that interleaves reasoning and self-critique steps. The model

¹ In deployment, passing trajectories between models requires additional scheduling, memory management, and fault tolerance burdens, which increases system fragility.

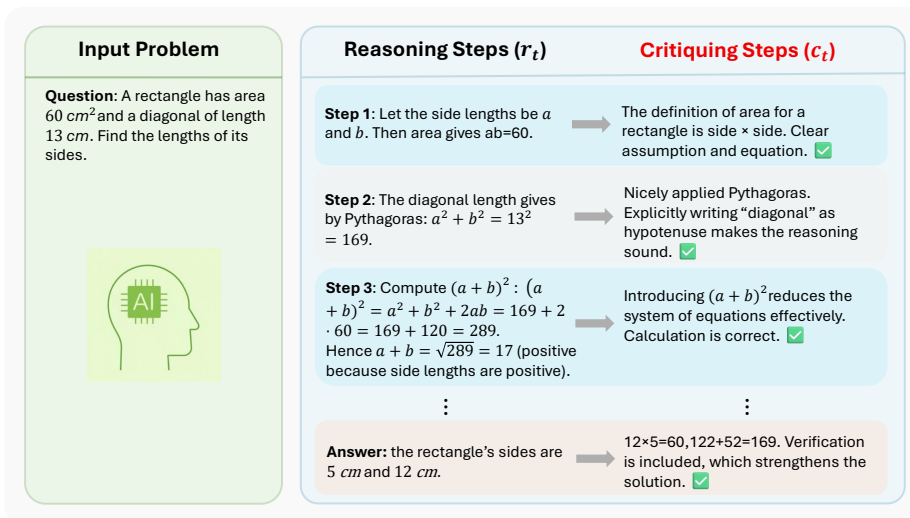


Fig. 2: Illustration of **Stepwise Think-Critique (STC)**. Given an input problem, the model alternates between generating a reasoning step (r_t) and a critiquing step (c_t). Critiques provide immediate correctness assessment, which supports on-the-fly error localization. At inference time, users may choose *compact mode* (reasoning only) or *full mode* (reasoning+critique) depending on efficiency vs. interpretability requirements.

is trained with RL using a hybrid objective that combines reasoning rewards (based on the final outcomes), critique-consistency rewards (encouraging the model’s self-assessment over the final answer to align with the ground-truth correctness), and format rewards for structured outputs. Moreover, the critic’s dense feedback can act as intermediate rewards to optimize the reasoning process. STC endows the model with reasoning and critiquing capabilities.

Our work makes the following contributions:

- We propose **Stepwise Think-Critique**, a unified framework that imitates human critical thinking by interleaving reasoning and self-critique at each step of problem solving.
- We design a hybrid reinforcement learning objective that combines critique-consistency rewards to guide the critic’s reasoning quality, and reasoning rewards to optimize the policy’s reasoning performance.
- Experiments show that STC demonstrates strong critical-thinking capabilities and provides more interpretable traces.

Our unified framework eliminates the requirement of an external verifier, enables on-the-fly self-critique and effective test-time scaling, and promotes co-evolution of the reasoner and critic during RL. This represents a crucial step towards **building LLMs with built-in critical thinking**, bridging the gap between human-like problem solving and reliable machine reasoning. At inference time, we can optionally enable the critiquing for enhanced interpretability—providing judgments on where and why mistakes occur—or disable it to reduce token usage.

2 Related Work

2.1 RL for LLM Reasoning

Reinforcement learning (RL) has emerged as a central paradigm for aligning large language models (LLMs) with human preferences and complex task objectives [8, 10]. Beyond traditional supervised fine-tuning (SFT), RL provides a mechanism for models to iteratively explore solutions, receive feedback, and refine their outputs, making it particularly suited for challenging multi-step reasoning tasks in domains such as mathematics, programming, and web navigation [1, 3, 9, 13].

Several works have demonstrated the effectiveness of RL for reasoning (*e.g.*, DeepSeek-R1 [3], DAPO [13], and REINFORCE++ [4]). These methods highlight the importance of eliciting deep, multi-step reasoning—what we may term “thinking” abilities—beyond producing the final answer. By reinforcing sequences of reasoning actions that lead to correct solutions, RL can guide models to internalize structured, human-like problem-solving strategies.

However, human problem-solving relies not only on stepwise reasoning but also on critical evaluation: self-reflection, error detection, and iterative correction. Some RL approaches, such as actor-critic methods like VAPO [14], employ a value model (critic) to estimate the expected return of actions or tokens. While effective for reward optimization, these critics do not explicitly assess the correctness of reasoning steps or provide interpretable feedback. Existing RL frameworks lack intrinsic, fine-grained self-assessment capabilities, limiting their potential for trustworthy and transparent problem-solving.

We address this gap with Stepwise Think-Critique, a unified framework that integrates reasoning and critique within a single model for trustworthy, interpretable, and human-like problem solving.

2.2 Process Reward Modelling

Process reward models (PRMs) provide another perspective on stepwise evaluation, focusing on the intermediate reasoning steps rather than solely on the final answer [20]. By offering finer-grained feedback, PRMs could improve credit assignment, help identify local errors.

Designs of PRMs have evolved along multiple axes. Early approaches adopt a discriminative format, where a classification head predicts step-level correctness scores [6, 17]. More recent works embrace generative approaches, producing natural language judgments for each reasoning step [5, 16, 18, 19]. ThinkPRM [5], for instance, generates a verification chain-of-thought (CoT) that critiques and justifies each step post hoc, improving interpretability and error localization.

PRMs are typically applied in two main ways. First, at inference, they can rank multiple solution candidates, selecting the most reliable one [6]. Second, during policy optimization, PRMs provide step-level reward signals that guide model updates. Despite their utility, most PRMs are trained offline on curated datasets and remain frozen, which can make them brittle under distribution shifts. PRIME [2] mitigates this limitation by deriving implicit process rewards

from outcome labels through SFT, while TANGO [15] jointly trains a generator and PRM via RL. Nevertheless, these methods rely on separate models, which adds complexity, communication overhead, and memory usage.

In contrast, our work equips a *single* model with both reasoning and intrinsic stepwise self-assessment. This integrated approach facilitates co-evolution of the reasoner and critic during RL, allows on-the-fly self-critique of each reasoning step without requiring additional models, simplifying deployment, improving efficiency and transparency.

3 Proposed Stepwise Think-Critique (STC)

3.1 Overview of STC

We introduce **Stepwise Think-Critique (STC)**, a unified framework that interleaves reasoning and critique within an output sequence. Unlike prior paradigms that either perform pure reasoning or rely on external post-hoc verification, STC equips a single model with the ability to generate reasoning steps and simultaneously assess their correctness. This design mirrors human critical thinking, where problem solving involves not only proposing ideas but also continuously evaluating their validity.

Formally, given an input problem x , the model generates a sequence that alternates between reasoning step $\{r_t\}_{t=1}^T$ and critique step $\{c_t\}_{t=1}^T$, where T denotes the number of steps that varies for different sequences. As illustrated in Figure 2, each reasoning step r_t advances the solution, while the corresponding critique c_t provides a natural-language judgment and score for assessing the correctness of r_t . The final solution is produced in the last reasoning step, followed by its associated critique.

We first train the model with supervised fine-tuning (SFT) on our synthesized reasoning-critique data, enabling it to learn the interleaved reasoning-critique patterns and to acquire basic critique ability (for cold start). We then further train the model with RL using reasoning reward, critique-consistency reward, and format reward, to boost critical thinking capability.

3.2 Interleaved Reasoning-Critiquing

For an LLM, to enable interleaved generation, we design instruction formats that explicitly encourage the model to alternate between reasoning and critique. Specifically, the prompt specifies the required structure:

$$r_1 \rightarrow c_1 \rightarrow r_2 \rightarrow c_2 \rightarrow \cdots \rightarrow r_T \rightarrow c_T. \quad (1)$$

Reasoning steps are partitioned according to the generated $\backslash\mathbf{n}\backslash\mathbf{n}$. Each critique step is expressed in natural language and consists of two parts: (i) a concise justification, and (ii) a binary correctness label, where 1 denotes ‘‘Correct’’ and 0 denotes ‘‘Incorrect.’’ The model outputs critiques using the following tagged format: `<critic>{justification}</critic>` and a binary judgment in the format

`<score>{1 or 0}</score>`. This structured format allows the model to explain errors in context while keeping the output compact and informative.

During inference, through prompting alone, we support two modes:

- **Compact mode**: the model generates only reasoning steps, omitting critiques to reduce token usage.
- **Full mode**: reasoning and critique are interleaved, providing detailed step-level judgment, enabling error localization and enhancing interpretability.

This dual-mode design offers a flexible trade-off between efficiency and interpretability, allowing users to select the mode that best suits their needs.

3.3 Supervised Fine-Tuning (SFT)

We begin with supervised fine-tuning (SFT) to equip the model with the ability to interleave reasoning and critique. We synthesize reasoning-critique data based on a base model π_θ (which is the model we start our training) and a strong LLM.

Formally, given a problem x , a base model produces a reasoning trajectory (r_1, r_2, \dots, r_T) , where r_n denotes the n -th reasoning step and r_T the final answer. Each trajectory is then passed to a strong LLM (*e.g.*, GPT-5), which provides stepwise critiques following the format specified in Section 3.2. For a step r_n , we denote the generated critique as $c_n = (j_n, s_n)$, with j_n a short natural-language justification and $s_n \in \{0, 1\}$ a binary correctness label. The full trajectory with critiques is denoted as $\tau = (r_1, c_1, \dots, r_T, c_T)$. To ensure reliability, we employ a rule-based verifier V that evaluates the correctness of the final answer r_T . Trajectories where the strong LLM’s critiques disagree with $V(r_T)$ are discarded. We obtain the dataset $\mathcal{D} = \{(x, \tau)\}$ which aligns reasoning steps with critiques. We then fine-tune the model π_θ by minimizing the negative log-likelihood:

$$\mathcal{L}_{\text{SFT}}(\theta) = -\mathbb{E}_{(x, \tau) \sim \mathcal{D}} \log \pi_\theta(\tau | x). \quad (2)$$

3.4 RL with Joint Reasoning and Critiquing

While SFT provides initial alignment, it is limited by data coverage and generalization. We therefore further post-train the model using Grouped Reinforcement Policy Optimization (GRPO) with designed rewards.

3.4.1 Reward Design

We define rewards at three levels:

Reasoning reward: We assign reward based on whether the answer is correct or not:

$$R_{\text{reason}}(\tau) = \mathbb{1}[r_T = y], \quad (3)$$

where y is the groundtruth answer. $\mathbb{1}[\cdot]$ denotes indicator function.

Critique-consistency reward (Critique reward): Since no step-level ground-truth critiques are available during training, we derive supervision from the correctness of the final answer. Let $z \in \{0, 1\}$ be the true correctness indicator of the final answer r_T , *i.e.*,

$$z = \mathbb{1}[r_T = y]. \quad (4)$$

Recall that s_T denotes the binary label predicted by the critique for the final answer (*i.e.*, reasoning step r_T). We then define the critique reward w.r.t. the final answer as

$$R_{\text{crit}}(c_T) = \mathbb{1}[s_T = z], \quad (5)$$

which encourages the model to produce critiques consistent with the actual correctness of the final answer. Similar to the RL mechanism that the final reasoning reward can drive the learning of intermediate reasoning steps [3], our critique reward drives the learning of intermediate critic steps, which naturally penalizes false judgments that do not lead to correct final critique.

Format reward: To ensure structural validity, we require that each reasoning step is followed by a well-formed critique (*i.e.*, both justification and binary label). Let $v_n \in \{0, 1\}$ be an indicator of whether the n -th reasoning-critique pair is correctly formatted. The format reward is then defined as the fraction of valid pairs among all T reasoning steps:

$$R_{\text{format}}(\tau) = \frac{1}{T} \sum_{n=1}^T v_n, \quad (6)$$

where $R_{\text{format}}(\tau) \in [0, 1]$ encourages the model to consistently produce structurally correct interleaved outputs.

3.4.2 Optimization We leverage GRPO to update model π_θ to maximize expected advantages. For an input problem x , the policy model samples a group of G individual trajectories $\{\tau_k\}_{k=1}^G$. To ensure correct credit assignment, we perform separate optimization for the critique parts.

Specifically, the critique advantage for the k -th trajectory is computed by normalizing the group-level critique-consistency rewards:

$$A_k^{\text{crit}} = \frac{R_{\text{crit}}^{(k)} - \text{mean}\left(\{R_{\text{crit}}^{(k)}\}_{k=1}^G\right)}{\text{std}\left(\{R_{\text{crit}}^{(k)}\}_{k=1}^G\right)}. \quad (7)$$

The gradients from critique-consistency rewards are only back-propagated to **critique tokens** within $\{c_n^{(k)} | n = 1, 2, \dots, T\}$ for accurate credit assignment. Therefore, the critique-consistency advantage for the t -th token in τ_k is

$$\mathcal{A}_{\text{crit}}^{k,t} = A_k^{\text{crit}} \cdot \mathbb{1}[t \in \text{Critique}(\tau_k)], \quad (8)$$

where $t \in \text{Critique}(\tau_k)$ denotes that the t -th token belongs to critique tokens.

Considering the critiques would influence the next step reasoning, the reasoning reward and format reward are used to optimize all the tokens. Similar to (7), we obtain reasoning advantage $A_{\text{reason}}^{(k)}$ and format advantage $A_{\text{format}}^{(k)}$, respectively.

The advantage for the t -th token of the trajectory τ_k is then defined as the weighted combination of reasoning, format and critique advantages:

$$\mathcal{A}_{k,t} = \lambda_{\text{crit}} \alpha \mathcal{A}_{k,t}^{\text{crit}} + \lambda_{\text{reason}} A_k^{\text{reason}} + \lambda_{\text{format}} A_k^{\text{format}}, \quad (9)$$

where λ_{crit} , λ_{reason} , and λ_{format} control their contributions. $\alpha = \frac{\sum_{k=1}^G |\tau_k|}{\sum_{k=1}^G |\tau_k^{\text{crit}}|}$ regularizes the critique advantage because the token length for critique-related tokens are not consistent with that formulated in GRPO (see (10)), where we use the total token length $\sum_{k=1}^G |\tau_k|$ in GRPO formulation. $|\tau_k^{\text{crit}}|$ denotes the number of critique-related tokens in τ_k .

The GRPO objective maximizes the expected normalized advantage under a KL constraint to the reference policy:

$$\begin{aligned} \mathcal{J}_{\text{GRPO}}(\theta) = & \mathbb{E}_{(x,a) \sim \mathcal{D}, \{\tau_k\}_{k=1}^G \sim \pi_{\theta_{\text{old}}}(\cdot|x)} \\ & \left[\frac{1}{\sum_{k=1}^G |\tau_k|} \sum_{k=1}^G \sum_{t=1}^{|\tau_k|} \left(\min \left\{ \rho_{k,t} \mathcal{A}_{k,t}, \text{clip}(\rho_{k,t}, 1 - \epsilon, 1 + \epsilon) \mathcal{A}_{k,t} \right\} \right. \right. \\ & \left. \left. - \beta D_{\text{KL}}(\pi_{\theta}(\tau_k|x) \parallel \pi_{\text{ref}}(\tau_k|x)) \right) \right], \end{aligned} \quad (10)$$

where $\rho_{k,t} = \frac{\pi_{\theta}(\tau_{k,t}|x, \tau_{k,<t})}{\pi_{\theta_{\text{old}}}(\tau_{k,t}|x, \tau_{k,<t})}$; ϵ and β are hyperparameters. Here, similar to DAPO [13], we use token-level policy gradient loss to optimize the model, where longer sequences can have more influence.

This joint objective encourages accurate reasoning, faithful critiques, and well-structured outputs, enabling the model not only to solve problems but also to verify and explain its reasoning process.

4 Experiments

4.1 Experimental Setup

4.1.1 SFT Data Construction We construct the SFT dataset by sampling from the training pool and generating stepwise critiques with GPT-5. We then apply filtering to ensure paired structure and answer-level consistency.

- **Scale & Filtering:** We randomly select 10k samples and generate one reasoning rollout per sample using the base model. We then filter out samples with reasoning token length larger than 8,192, and use GPT-5 to generate critiques for each reasoning step. Next, we apply a three-stage filter to ensure: (i) structural integrity (reasoning and critique blocks are strictly paired); (ii) answer-critique consistency with the ground-truth critic. This yields **5,056** high-quality samples (about 51% retention). For each retained sample, we interleave reasoning and critique steps to construct a unified trace.
- **Diversity & Depth:** The dataset spans a wide range of complexities with token lengths up to 15,130. About 75% of samples fall between 2,048 and 8,192 tokens, 24% exceed 8,192 tokens, and 10% exceed 10,240 tokens, providing sufficient depth for complex multi-step reasoning.

4.1.2 Implementation Details We use DeepSeek-R1-Distill-Qwen-1.5B (abbreviated as DS-Qwen-1.5B) [3] as our 1.5B-parameter base model. SFT is performed with a batch size of 64 for 550 steps. For RL with GRPO, we set the

Model	AIME24		AMC23		MATH-500		Minerva		Olympiad		Average	
	P@1	P@8	P@1	P@8	P@1	P@8	P@1	P@8	P@1	P@8	P@1	P@8
DS-Qwen-1.5B	17.5	43.3	51.1	72.3	76.2	89.6	25.1	46.3	36.0	52.2	41.2	60.7
STC-SFT	18.3	46.7	49.1	71.1	73.3	88.6	20.3	39.7	34.2	49.3	39.1	59.1
STC (compact)	27.9	63.3	62.7	81.9	82.3	93.4	27.8	48.5	41.8	57.2	48.5	68.9
STC (full)	27.9	56.7	60.5	81.9	82.9	92.6	27.9	49.3	42.7	57.3	48.4	67.6

Table 1: Reasoning performance (%) of models on math reasoning benchmarks, evaluated with Pass@1 (P@1) and Pass@8 (P@8).

group size to $G = 8$, the batch size to 32, and $\lambda_{\text{format}} = 0.05$. The system prompt is shown in Table 4 (in orange). We train RL for about 1200 steps. The maximum response lengths are set to 8,192 tokens for reasoning and 4,096 tokens for critique. More details are provided in Appendix.

4.1.3 Evaluation Protocol We evaluate both the reasoning and critique capability of models. Evaluations are performed with a maximum response length of 8,192 tokens for reasoning and 4,096 tokens for critique by default.

For reasoning quality, we report **Pass@1** (P@1 for short) and **Pass@8**.

For critique quality, we evaluate both the **answer level** and the **process level**. At the answer level, correctness is directly **verifiable** from the final solution (see Eq. (5)). At the process level, because step-level human labels are unavailable, we use a strong LLM judge (GPT-5-mini) to produce pseudo labels for stepwise critiques.

We report three metrics: **Correct Accuracy (Corr.)**, **Error Accuracy (Err.)**, and their harmonic mean **F1**; higher is better for all (\uparrow). Corr. measures how well the critic accepts truly correct items, Err. measures how well it rejects truly incorrect items. Following [19], we **use F1 to assess the overall critic capability**. This metric penalizes degenerate solutions that achieve high correct accuracy but fail to detect errors, or vice versa. Detailed metric definitions (including step-level and answer-level) are provided in Appendix.

4.1.4 Evaluation Datasets We evaluate our framework on multiple mathematical reasoning benchmarks: **AIME24**, **MATH-500**, **AMC23**, **Minerva**, and **OlympiadBench** (Olympid for short). These datasets vary in problem complexity and problem styles, providing a comprehensive testbed. We train the models with the DeepScaleR dataset [7].

4.2 Results

4.2.1 Overall Performance We evaluate the reasoning and critique capabilities of our models on multiple benchmarks. *DS-Qwen-1.5B* denotes the base model where we start, *STC-SFT* applies supervised fine-tuning, and *STC* denotes the final model that is further trained with our RL objective (evaluated in both compact and full modes).

Reasoning Capability. Table 1 reports reasoning accuracy across all benchmarks. **i)** SFT reduces average Pass@1 accuracy by 2.1% relative to the base

Model	AIME24			AMC23			MATH-500			Minerva			OlympiadBench			Average		
	Corr.	Err.	F1	Corr.	Err.	F1	Corr.	Err.	F1	Corr.	Err.	F1	Corr.	Err.	F1	Corr.	Err.	F1
STC-SFT	100	10.5	19.0	98.5	22.6	36.8	99.2	7.4	13.8	96.6	8.7	16.0	98.5	7.8	14.4	98.8	11.4	20.4
STC w/o Critic	97.1	25.7	40.7	95.2	26.7	41.7	97.4	16.6	28.4	94.6	12.7	22.4	94.2	24.2	38.5	95.7	21.2	34.7
STC	82.1	60.3	69.6	90.3	55.1	68.4	96.2	32.6	48.7	90.1	21.9	35.2	90.5	43.1	58.4	89.8	42.6	57.8

Table 2: Answer-level critic performance (%) evaluated against verifiable ground truth. Corr. denotes correct-answer accuracy (\uparrow). Err. denotes error-answer accuracy (\uparrow). F1 (\uparrow), as the overall evaluation, is the harmonic mean of Corr. and Err.

Model	AIME24			AMC23			MATH-500			Minerva			OlympiadBench			Average		
	Corr.	Err.	F1	Corr.	Err.	F1	Corr.	Err.	F1	Corr.	Err.	F1	Corr.	Err.	F1	Corr.	Err.	F1
STC-SFT	93.6	35.4	51.4	94.5	31.3	47.1	97.3	24.2	38.8	95.4	19.3	32.2	90.6	45.0	60.1	94.3	31.1	46.7
STC w/o Critic	94.0	35.2	51.2	94.8	30.0	45.6	96.1	25.0	39.7	94.6	20.4	33.5	89.9	47.3	61.9	93.9	31.6	47.2
SFT	84.4	61.3	71.0	84.0	59.5	69.7	89.7	53.3	66.9	89.6	37.3	52.7	77.9	75.3	76.6	85.1	57.3	68.5

Table 3: Process-level critic performance (%) evaluated by GPT-5-mini. Corr. denotes correct-step accuracy. Err. denotes error-step accuracy. F1 is their harmonic mean. To save cost, we tested on the first 240 samples for each dataset.

model. We attribute this drop to the enable of new critique capability, which shifts the model’s output distribution and temporarily degrades reasoning performance. **ii)** Subsequent RL training recovers and surpasses this gap: *STC (full)* outperforms *STC-SFT* by **9.3%** at Pass@1 and **8.5%** at Pass@8 on average, demonstrating that RL effectively strengthens solution performance.

Critique Capability. We evaluate critique quality using Corr. (accuracy on truly correct instances), Err. (accuracy on truly incorrect instances), and their harmonic mean F1 at both answer-level (Table 2) and step-level (Table 3). We compare our final model *STC* with two variants: *STC-SFT* (SFT only), and *STC w/o Critic* (RL without critique reward).

Answer-level critique (Table 2). **i)** *STC-SFT* exhibits a strong positive bias: it achieves 98.8% Corr. but only 11.4% Err., indicating poor error detection. Table 5 in Appendix shows that only 4% of answers are predicted as incorrect, while 27% are actually incorrect from the valid samples. **ii)** Adding RL with only answer and format rewards (*i.e.*, *STC w/o Critic*) modestly increases Err. to 21.2%, but overall F1 remains low. **iii)** Incorporating the critique-consistency reward (*i.e.*, *STC*) substantially improves error detection, **raising Err. from 21.2% to 42.6%**. Although Corr. drops about 6%, **the overall F1 improves markedly from 34.7% to 57.8%**, indicating a much better balance between recognizing correct and incorrect answers. Table 5 in Appendix shows that the predicted negative ratio increases from 4% (*STC-SFT*) to 21% (*STC w/ Critic*), approaching the ground-truth ratio of 29%.

Process-level critique (Table 3). A similar trend is observed for the step-level critic. **i)** *STC-SFT* shows a strong positive bias (94.3% Corr., 31.1% Err.). Table 6 in Appendix shows that only 11% of steps are predicted as erroneous, despite a ground-truth error rate of about 20%. *STC w/o Critic* behaves similarly. **ii)** With the critique reward, *STC* **substantially improves error detection, raising Err. from 31.6% to 57.3%** and **F1 from 47.2% to 68.5%**, revealing that our hybrid rewards effectively encourage balanced and reliable step-level critique. Table 6 in Appendix shows that the predicted error-step ratio increases from 11% to 23%, approaching the ground-truth ratio of 19%.

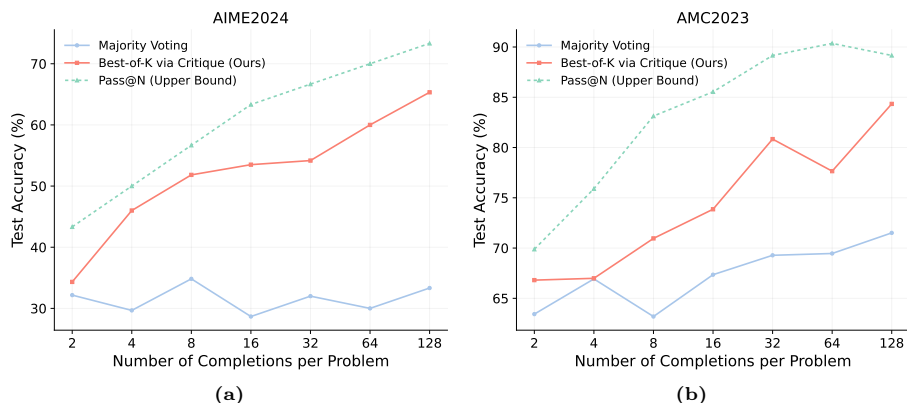


Fig. 3: Test-time scaling capability. We evaluate test accuracy (%) as a function of the number of completions per problem (K) on **(a)** AIME2024 and **(b)** AMC2023. Three strategies are compared: Pass@N, Majority Voting, and our proposed Best-of-K via Critique. Pass@N serves as a practical upper bound representing the performance if a perfect selection oracle is available. Our critique-based best-of-K scales more effectively with K and consistently outperforms Majority Voting.

Reliability of automatic evaluation. Since human-annotated step-level labels are unavailable, we employ GPT-5-mini as an automatic judge for process-level evaluation, which may introduce noise. To assess its reliability, we compare GPT-5-mini judgments with verifiable answer-level ground truth on a subset, obtaining an agreement rate of about **90%**. This suggests that GPT-5-mini provides reasonably reliable pseudo ground truth for stepwise critique evaluation.

4.2.2 Test Time Scaling We evaluate critique-guided test-time scaling with K sampled solutions by independently testing different K . Our method (Best-of- K via Critique) selects from solutions whose final answer critique score is 1, and if multiple candidates remain, we apply Majority Voting among them. We compare against standard Majority Voting and also report Pass@ N as a practical upper bound (oracle selection).

As shown in Figure 3, our critique-based selection (red curve) demonstrates strong and effective test-time scaling performance. It consistently outperforms Majority Voting at the same sampling budget, with gains of 2.2%–32.0% on AIME 2024 and 0%–12.8% on AMC 2023. **These results show that our model has learned effective critique capability, providing reliable critic signals for solution selection.** Note that as K increases, Majority Voting is not guaranteed to improve monotonically, because additional samples can amplify a dominant but incorrect answer pattern rather than correct it.

4.2.3 Full Mode vs. Compact Mode STC can operate in two inference modes: compact mode, where critique generation is disabled and the model outputs only the reasoning, and full mode, where the model performs both reasoning and stepwise critique. As shown in Table 1, both full mode and compact mode

outperforms STC-SFT significantly. The full mode and compact mode achieves comparable performance. Users can flexibly choose mode based on demands, without obvious difference in reasoning performance.

4.2.4 Stepwise Critic as Dense Reward We also explore treating critiques as dense rewards during optimization (details in Appendix). We observe small improvements overall, primarily on benchmarks where the critic exhibits stronger step-level accuracy. This suggests that the effectiveness of dense reward supervision depends on the reliability of critic signals. Meanwhile, the limited gains indicate that more effective reward shaping or integration strategies may be required to fully unlock its potential.

4.2.5 Interpretability Table 4 shows a typical inference trajectory from our STC with paired critiques. For readability, we color-code critiques: green for critiques corresponding to correct reasoning steps, and red for critiques corresponding to incorrect reasoning steps. Our critiques are informative yet concise: they assess the correctness of each step and **provide explicit error causes/types for incorrect steps and brief confirmations for correct steps**. The example shows that our critic accurately identifies the sign issue involving $\log_y(x)$ that leads to incorrect reasoning. This mirrors a useful pattern in human reasoning: for correct steps, judgments are brief because the logic is already present; for incorrect steps, the model provides specific error reasons. Table 8 in Appendix presents the compact-mode output for the same question, showing that the model can follow the instruction to output reasoning only.

4.2.6 Discussion on Comparison with other PRMs STC is a *unified* stepwise reasoning-and-critique framework, whereas prior PRM-style methods are mainly designed for *post-hoc verification* [19]. **i)** To examine cross-setting transferability, we attempted to evaluate STC on ProcessBench using post-hoc prompts. However, the 1.5B model frequently fails to follow the required output format (*e.g.*, producing the problem’s final answer instead of a verification label inside `\boxed`), preventing reliable evaluation under this protocol. In addition, ProcessBench requires paragraph-level judgments, while STC is trained for step-level reasoning–critique trajectories, resulting in a granularity mismatch that makes the benchmark less suitable for evaluating STC. **ii)** We also investigate [18] for comparison on test-time scaling. However, GenPRM supports a maximum input context length of 4,096 tokens, while the average reasoning length in our setting exceeds this limit (6,584 on AIME 2024 and 4,677 on AMC 2023), making a direct comparison inappropriate. **Therefore**, we assess critique capability mainly through our evaluations, including overall critique performance (Sec. 4.2.1) and critique-guided test-time scaling (Sec. 4.2.2).

5 Conclusion and Limitations

We presented Stepwise Think-Critique (STC), a unified framework that interleaves reasoning and self-critique within a single model. Across multiple math-

Stepwise Think-Critique

<|User|>: There exist real numbers x and y , both greater than 1, such that $\log_x(y^x) = \log_y(x^{4y}) = 10$. Find xy .

Let's think step by step and output the final answer within $\boxed{\}$.

Leverage the output $\backslash\backslash$ as the indicator for separating reasoning steps. Following each reasoning step, please provide a critique and a score, where the critique reasons about the correctness of this step within <critic> and </critic> tags, the score of 1 for denoting correct or 0 denoting incorrect within <score> and </score> tags. Follow the format in this example precisely: [Your thinking process for a step goes here] <critic> [Your brief justification for the score goes here] </critic> <score> [0 or 1] </score>

<|Assistant|><think>

Okay, so I have this problem here: there are real numbers x and y , both greater than 1, such that log base x of (y^x) equals 10, and log base y of (x^{4y}) also equals 10. I need to find the product xy . Hmm, let me try to unpack this step by step.

<critic>Correct setup and understanding of the given conditions.</critic> <score>1</score>

... (After a series of correct derivations and substitutions, we skip here to save space) ...

First, since x and y are greater than 1, $\log_x(y)$ is positive because $y > 1$ and $x > 1$, so y^x is also greater than 1, so $\log_x(y^x)$ is positive. Similarly, $\log_y(x^{4y})$ is positive because x^{4y} is greater than 1.

<critic>Incorrect reasoning about $\log_y(x)$ being positive; sign depends on x and y .</critic> <score>0</score>

So, $a = \log_y(x)$ is positive because $x > 1$ and $y > 1$, so $x > y$ or $y > x$? Wait, actually, $\log_y(x)$ can be greater or less than 1 depending on whether y is greater than or less than x .

<critic>Correct that a need not be > 1 .</critic> <score>1</score>

Wait, let me think. If $y > x$, then $\log_y(x)$ would be less than 1 because $y^1 = y > x$, so log base y of x is less than 1. If $y < x$, then $\log_y(x)$ is greater than 1.

<critic>Correct observation about $\log_y(x)$ relative to 1.</critic> <score>1</score>

But in our case, x and y are both greater than 1, but we don't know which is larger. Hmm, so a can be either greater than 1 or less than 1. But let's see if we can find a relationship.

<critic>Correct observation about a 's possible range.</critic> <score>1</score>

... (After a series of correct derivations and substitutions, omitted here) ...

$x = 10 \cdot (5/(2y)) = 50/(2y) = 25/y$

<critic>Correct solution.</critic> <score>1</score>

So, $x = 25/y$

<critic>Correct restatement.</critic> <score>1</score>

Therefore, x is 25 divided by y .

<critic>Correct restatement.</critic> <score>1</score>

So, $x \cdot y = (25/y) \cdot y = 25$

<critic>Correct computation.</critic> <score>1</score>

Wait, that's it!

<critic>Correct insight.</critic> <score>1</score>

So, $x \cdot y = 25$

<critic>Correct conclusion.</critic> <score>1</score>

Final Answer

The value of xy is $\boxed{25}$.

</think>

<critic>Correct final answer.</critic> <score>1</score>

Table 4: A typical example from STC that outputs interleaved reasoning and critique. The model follows the expected output format and reliably provides correctness judgments with justification. For readability, we mark critiques for correct reasoning steps in green, critiques for incorrect steps in red, and the system prompt in orange.

emational reasoning benchmarks, STC demonstrates strong critical-thinking capabilities and produces more interpretable process traces. These results support STC as a practical step toward LLMs with built-in critical thinking, bridging the gap between human-like problem solving and reliable machine reasoning.

Our current study is limited by training cost: we validate the framework mainly on a 1.5B model, with limited hyperparameter tuning and without large-scale or multimodal experiments. In addition, our current implementation using stepwise critic as dense reward only achieve limited gains, where more effective reward shaping or integration strategies may be required to fully unlock its potential.

We hope this work motivates further research on critical-thinking mechanisms that jointly improve transparency, reliability, and reasoning quality.

References

1. Chen, Q., Qin, L., Liu, J., Peng, D., Guan, J., Wang, P., Hu, M., Zhou, Y., Gao, T., Che, W.: Towards reasoning era: A survey of long chain-of-thought for reasoning large language models. arXiv preprint arXiv:2503.09567 (2025) [1](#), [4](#)
2. Cui, G., Yuan, L., Wang, Z., Wang, H., Li, W., He, B., Fan, Y., Yu, T., Xu, Q., Chen, W., et al.: Process reinforcement through implicit rewards. arXiv preprint arXiv:2502.01456 (2025) [4](#)
3. Guo, D., Yang, D., Zhang, H., Song, J., Zhang, R., Xu, R., Zhu, Q., Ma, S., Wang, P., Bi, X., et al.: Deepseek-R1: Incentivizing reasoning capability in llms via reinforcement learning. arXiv preprint arXiv:2501.12948 (2025) [1](#), [2](#), [4](#), [7](#), [8](#)
4. Hu, J.: Reinforce++: A simple and efficient approach for aligning large language models. arXiv preprint arXiv:2501.03262 (2025) [4](#)
5. Khalifa, M., Agarwal, R., Logeswaran, L., Kim, J., Peng, H., Lee, M., Lee, H., Wang, L.: Process reward models that think. arXiv preprint arXiv:2504.16828 (2025) [2](#), [4](#)
6. Lightman, H., Kosaraju, V., Burda, Y., Edwards, H., Baker, B., Lee, T., Leike, J., Schulman, J., Sutskever, I., Cobbe, K.: Let’s verify step by step. In: International Conference on Learning Representations (2023) [4](#)
7. Luo, M., Tan, S., Wong, J., Shi, X., Tang, W.Y., Roongta, M., Cai, C., Luo, J., Li, L.E., Popa, R.A., Stoica, I.: Deepscaler: Surpassing o1-preview with a 1.5b model by scaling rl. <https://pretty-radio-b75.notion.site/DeepScaleR-Surpassing-O1-Preview-with-a-1-5B-Model-by-Scaling-RL-19681902c1468005bed8ca303013a4e2> (2025), notion Blog [9](#)
8. OpenAI: Introducing chatgpt. <https://openai.com/index/chatgpt/> (November 30 2022), accessed: 2025-09-09 [4](#)
9. OpenAI: Introducing openai o3 and o4-mini. OpenAI (April 16 2025) [2](#), [4](#)
10. Ouyang, L., Wu, J., Jiang, X., Almeida, D., Wainwright, C., Mishkin, P., Zhang, C., Agarwal, S., Slama, K., Ray, A., et al.: Training language models to follow instructions with human feedback. *Advances in neural information processing systems* **35**, 27730–27744 (2022) [4](#)
11. Wei, J., Wang, X., Schuurmans, D., Bosma, M., Xia, F., Chi, E., Le, Q.V., Zhou, D., et al.: Chain-of-thought prompting elicits reasoning in large language models. *Advances in neural information processing systems* **35**, 24824–24837 (2022) [1](#)
12. Xiong, W., Zhao, W., Yuan, W., Golovneva, O., Zhang, T., Weston, J., Sukhbaatar, S.: Stepwiser: Stepwise generative judges for wiser reasoning. arXiv preprint arXiv:2508.19229 (2025) [2](#)
13. Yu, Q., Zhang, Z., Zhu, R., Yuan, Y., Zuo, X., Yue, Y., Dai, W., Fan, T., Liu, G., Liu, L., et al.: DAPO: An open-source llm reinforcement learning system at scale. arXiv preprint arXiv:2503.14476 (2025) [1](#), [4](#), [8](#)
14. Yue, Y., Yuan, Y., Yu, Q., Zuo, X., Zhu, R., Xu, W., Chen, J., Wang, C., Fan, T., Du, Z., et al.: Vapo: Efficient and reliable reinforcement learning for advanced reasoning tasks. arXiv preprint arXiv:2504.05118 (2025) [4](#)
15. Zha, K., Gao, Z., Shen, M., Hong, Z.W., Boning, D.S., Katabi, D.: Rl tango: Reinforcing generator and verifier together for language reasoning. arXiv preprint arXiv:2505.15034 (2025) [5](#)

16. Zhang, L., Hosseini, A., Bansal, H., Kazemi, M., Kumar, A., Agarwal, R.: Generative verifiers: Reward modeling as next-token prediction. arXiv preprint arXiv:2408.15240 (2024) [4](#)
17. Zhang, Z., Zheng, C., Wu, Y., Zhang, B., Lin, R., Yu, B., Liu, D., Zhou, J., Lin, J.: The lessons of developing process reward models in mathematical reasoning. arXiv preprint arXiv:2501.07301 (2025) [2](#), [4](#)
18. Zhao, J., Liu, R., Zhang, K., Zhou, Z., Gao, J., Li, D., Lyu, J., Qian, Z., Qi, B., Li, X., et al.: Genprm: Scaling test-time compute of process reward models via generative reasoning. arXiv preprint arXiv:2504.00891 (2025) [4](#), [12](#)
19. Zheng, C., Zhang, Z., Zhang, B., Lin, R., Lu, K., Yu, B., Liu, D., Zhou, J., Lin, J.: Processbench: Identifying process errors in mathematical reasoning. In: Proceedings of Association for Computational Linguistics. pp. 1009–1024 (2025) [4](#), [9](#), [12](#), [16](#)
20. Zhong, J., Shen, W., Li, Y., Gao, S., Lu, H., Chen, Y., Zhang, Y., Zhou, W., Gu, J., Zou, L.: A comprehensive survey of reward models: Taxonomy, applications, challenges, and future. arXiv preprint arXiv:2504.12328 (2025) [4](#)
21. Zou, J., Yang, L., Gu, J., Qiu, J., Shen, K., He, J., Wang, M.: Reasonflux-prm: Trajectory-aware prms for long chain-of-thought reasoning in llms. arXiv preprint arXiv:2506.18896 (2025) [2](#)

Appendix

A Experiments

A.1 More Implementation Details

For RL training, we use a two-stage schedule with different hyperparameter settings. In Stage 1, we set $\lambda_{crit} = 0$, $\lambda_{reason} = 1$, and $\lambda_{format} = 0.05$, and train for about 450 steps to improve reasoning ability and adherence to the reasoning-critique format. In Stage 2, we alternate between two settings every 40 steps for approximately 450 steps: $(\lambda_{reason}, \lambda_{format}, \lambda_{crit}) = (1, 0.05, 0)$ and $(0, 0.05, 1)$. This stage is designed to improve both reasoning ability and critique capability. We alternate these two objectives to mitigate gradient conflict between reasoning and critique optimization and to encourage balanced co-evolution of the two capabilities.

A.2 More Details on Evaluation Protocol

We evaluate both the reasoning and critique capability of models. Evaluations are performed with a maximum response length of 8,192 tokens for reasoning and 4,096 tokens for critique by default.

For problem solving capability, we evaluate model reasoning performance using Pass@1 (P@1 for short) and Pass@8, which capture single-attempt accuracy as well as success rates across multiple sampled attempts.

For critique capability, we evaluate models at both the final answer level and the reasoning-step level. i) For the final answer, the correctness of the critique is **directly verifiable** (see discussion for Critique-consistency reward in Section 3.4.1 in our main manuscript). ii) For intermediate reasoning steps, however, no human-annotated ground truth exists. Therefore, we employ a strong LLM (GPT-5-mini) as an automatic judge to assess the correctness of the model’s stepwise critiques. We denote the pseudo ground-truth critic labels for a trajectory as $z^g = (z_1, z_2, \dots, z_T)$. Note that we use GPT-5-mini instead of GPT-5 here in considering that GPT-5-mini is much faster than GPT-5 while they achieve similar agreement rate with verifiable critics when evaluated at answer level.

Since our work is (to our knowledge) the first to unify stepwise reasoning and critique in a single model, there is no off-the-shelf evaluation metric. Previous PRM benchmarks and evaluation metrics [19] are designed for post-hoc verification and are not suitable for our evaluation since they assume a separate verifier with access to full trajectories and gold step labels, while our setting evaluates a jointly generated step-and-critique process.

Motivated by [19], we design task-aligned metrics that measure correct accuracy (Corr.), error accuracy (Err.), and their harmonic mean (F1).

Correct Accuracy (Corr.). Correct accuracy evaluates critic predictions on instances whose ground-truth critic label is 1 (correct).

At the answer level, this measures the fraction of truly correct final answers that are validated as correct by the critic. Formally, letting s_{T_j} denote the critic’s final prediction for sample j and z_{T_j} its label,

$$\text{Corr.} = \frac{\sum_j \mathbf{1}(s_{T_j} = 1 \wedge z_{T_j} = 1)}{\sum_j \mathbf{1}(z_{T_j} = 1)}. \quad (11)$$

Note that each sample may have a different number of steps T_j .

At the process level, this measures the fraction of reasoning steps that are correct according to pseudo ground-truth and are predicted as correct by the critic. Letting $s_t^{(j)}$ denote the critic’s prediction at step t for sample j , we have

$$\text{Corr.} = \frac{\sum_j \sum_{t=1}^{T_j} \mathbf{1}(s_t^{(j)} = 1 \wedge z_t^{(j)} = 1)}{\sum_j \sum_{t=1}^{T_j} \mathbf{1}(z_t^{(j)} = 1)}. \quad (12)$$

Error Accuracy (Err.). Similarly, error accuracy evaluates critic predictions on instances whose ground-truth critic label is 0 (incorrect).

At the answer level, this measures the fraction of incorrect final answers that are correctly rejected by the critic. Formally,

$$\text{Err.} = \frac{\sum_j \mathbf{1}(s_{T_j} = 0 \wedge z_{T_j} = 0)}{\sum_j \mathbf{1}(z_{T_j} = 0)}. \quad (13)$$

At the process level, this measures the fraction of reasoning steps that are incorrect according to pseudo ground-truth and are predicted as incorrect by the critic. Formally,

$$\text{Err.} = \frac{\sum_j \sum_{t=1}^{T_j} \mathbf{1}(s_t^{(j)} = 0 \wedge z_t^{(j)} = 0)}{\sum_j \sum_{t=1}^{T_j} \mathbf{1}(z_t^{(j)} = 0)}. \quad (14)$$

F1. Since critique evaluation is inherently imbalanced (correct instances often dominate), we adopt the harmonic mean of correct accuracy and error accuracy for overall critic capability evaluation:

$$\text{Balanced F1} = \frac{2 \cdot \text{Corr.} \cdot \text{Err.}}{\text{Corr.} + \text{Err.}}.$$

This metric penalizes degenerate solutions that achieve high correct accuracy but fail to detect errors, or vice versa.

A.3 More Results

A.3.1 More Statistics for Critiques Table 5 and Table 6 show the answer-level and step-level confusion matrixes and statistics.

In Table 5, to ensure transparency, we additionally report the valid ratio (VR), *i.e.*, the proportion of samples feasible for evaluation of the critique performance. In general, the failures in extracting final critic are treated as invalid samples, which are usually due to token overlength or unmatched `<score></score>`.

Method	Dataset	TP	FP	TN	FN	Valid Ratio	GT Neg. Ratio	Pred. Neg. Ratio
STC-SFT	AIME	44	17	2	0	26.3	27.0	3.2
	AMC	321	24	7	5	53.8	8.1	3.4
	MATH	2907	224	18	25	79.4	7.8	1.4
	Minerva	425	777	74	15	59.3	61.4	6.9
	Olympiad	1820	754	64	28	49.4	29.3	3.5
	Average	-	-	-	-	53.6	27.0	4.0
STC w/o Critic	AIME	66	52	18	2	57.5	39.1	14.5
	AMC	396	88	32	20	80.7	20.1	9.7
	MATH	3223	377	75	87	94.1	12.3	4.3
	Minerva	558	1223	178	32	91.5	63.0	10.5
	Olympiad	2190	1535	490	134	80.5	38.4	14.3
	Average	-	-	-	-	80.9	35.0	11.0
STC	AIME	55	23	35	12	52.1	28.0	37.6
	AMC	363	48	59	39	76.7	17.1	19.3
	MATH	3188	308	149	127	94.3	11.5	7.3
	Minerva	545	1053	295	60	89.8	57.0	18.2
	Olympiad	2084	1028	777	218	76.1	30.3	24.2
	Average	-	-	-	-	77.8	29.0	21.0

Table 5: Answer-level confusion and statistics. Valid Ratio denotes the ratio of samples that the final critic can be extracted (where, the failures in extracting final critic are usually due to token overlength or unmatched `<score></score>`). We only count the valid samples. *GT Neg. Ratio* denotes the ratio of negative samples ($z = 0$) while *Pred. Neg. Ratio* denotes the ratio of predicted negative samples. All ratios are shown in percentage (%). Note that since different schemes produce different trajectories, where the valid ratio, GT Neg. Ratio are different across schemes. Note that the average valid ratio on the five benchmarks for the base model DS-Qwen-1.5B is 78.4% (due to over-length).

Different schemes present different valid ratios. Since there are large differences on the valid ratios between *STC-SFT* and the other two schemes, the two schemes *STC w/o Critic* and *STC* with similar valid ratios are more fairly comparable to analyse the performance.

Since critique performance is computed only on valid samples, VR contextualizes comparability across methods.

For step-level evaluation, since each critique is following a reasoning step, the reasoning-critique pairs even for over-length traces are also used for evaluation. Therefore we do not calculate the valid ratio.

A.3.2 Discussion on Stepwise Critique as Dense Rewards Alternatively, we leverage stepwise critique judgments as dense rewards to further improve learning of the reasoning process.

Concretely, the critique model produces a binary decision $s_n^{(k)} \in \{0, 1\}$ at each reasoning step n of trajectory τ_k , indicating whether the reasoning step is correct or not. We obtain step-level advantages by summarizing the normalized step rewards of its following steps:

$$A_k^{dense,n} = \sum_{n' \geq n} \frac{s_{n'}^{(k)} - \text{mean}(\mathcal{S})}{\text{std}(\mathcal{S})}, \quad (15)$$

Method	Dataset	TP	FP	TN	FN	GT	Neg. Ratio	Pred. Neg. Ratio
SFT	AIME	38654	7471	4102	2644		21.9	12.8
	AMC	31686	4487	2049	1862		16.3	9.8
	MATH	19737	2228	713	559		12.7	5.5
	Minerva	29822	8242	1976	1455		24.6	8.3
	Olympiad	32043	6818	5567	3322		25.9	18.6
	Average	30388	5849	2881	1968		20.3	11.0
STC w/o Critic	AIME	40348	6438	3496	2568		18.8	11.5
	AMC	28724	4469	1918	1577		17.4	9.5
	MATH	17185	1656	552	694		11.0	6.2
	Minerva	24808	6705	1715	1424		24.3	9.1
	Olympiad	32281	5956	5335	3628		23.9	19.0
	Average	28669	5045	2603	1978		19.1	11.1
STC	AIME	41205	4471	7082	7612		19.1	24.3
	AMC	29572	3098	4558	5652		17.9	23.8
	MATH	15815	1178	1343	1809		12.5	15.7
	Minerva	25370	4661	2772	2948		20.8	16.0
	Olympiad	32718	3496	10634	9261		25.2	35.5
	Average	28936	3381	5278	5456		19.1	23.1

Table 6: Process-level confusion and statistics. We tested on the first 240 samples for each dataset.

where $\mathcal{S} = \{s_n^{(k)} | n = 1, 2, \dots, T^{(k)}, k = 1, 2, \dots, G\}$ denotes the set including all step critique rewards within the group.

The stepwise reasoning advantage for the t -th token is

$$\mathcal{A}_{k,t}^{\text{dense}} = A_k^{\text{dense},s(t)}, \quad (16)$$

where $s(t)$ denotes the identification of the reasoning step index that the t -th token belongs to.

The overall advantage for the t -th token of the trajectory τ_k is then augmented by this dense critique signal as:

$$\widetilde{\mathcal{A}}_{k,t} = \mathcal{A}_{k,t} + \lambda_{\text{dense}} \mathcal{A}_{k,t}^{\text{dense}}, \quad (17)$$

where λ_{dense} balances the contribution of dense stepwise feedback ($\lambda_{\text{dense}} = 0.5$).

This extension transforms the optimization from relying solely on sparse trajectory-level rewards to incorporating fine-grained, step-level supervision. By providing dense reward shaping, the model receives immediate reward signals for fine-grained optimization.

Finally, the GRPO objective maximizes the expected normalized advantage under a KL constraint to the reference policy:

$$\begin{aligned} \mathcal{J}_{\text{GRPO}}(\theta) = & \mathbb{E}_{(x,a) \sim \mathcal{D}, \{\tau_k\}_{k=1}^G \sim \pi_{\theta_{\text{old}}}(\cdot|x)} \\ & \left[\frac{1}{\sum_{k=1}^G |\tau_k|} \sum_{k=1}^G \sum_{t=1}^{|\tau_k|} \left(\min \left\{ \rho_{k,t} \widetilde{\mathcal{A}}_{k,t}, \text{clip}(\rho_{k,t}, 1 - \epsilon, 1 + \epsilon) \widetilde{\mathcal{A}}_{k,t} \right\} \right. \right. \\ & \left. \left. - \beta D_{\text{KL}}(\pi_{\theta}(\tau_k|x) \parallel \pi_{\text{ref}}(\tau_k|x)) \right) \right], \quad (18) \end{aligned}$$

Model	AIME24		AMC23		MATH-500		Minerva		Olympiad		Average	
	P@1	P@8	P@1	P@8	P@1	P@8	P@1	P@8	P@1	P@8	P@1	P@8
STC	27.9	56.7	60.5	81.9	82.9	92.6	27.9	49.3	42.7	57.3	48.4	67.6
STC w Dense	30.4	53.3	64.2	83.1	82.6	92.0	27.3	48.2	43.6	59.0	49.6	67.1

Table 7: Influence of using stepwise critique as dense rewards. Reasoning performance is reported on mathematical reasoning benchmarks using Pass@1 (P@1) and Pass@8.

where $\rho_{k,t} = \frac{\pi_{\theta}(\tau_{k,t}|x, \tau_{k,<t})}{\pi_{\theta_{\text{old}}}(\tau_{k,t}|x, \tau_{k,<t})}$. ϵ and β are hyperparameters.

We implemented this and Table 7 shows the results. Compared with the scheme *STC-GRPO w/o Dense reward*, dense reward supervision improves the Pass@1 accuracy slightly by 1.2%, with Pass@8 accuracy dropping slightly by 0.5%. Dense rewards help on AIME24/AMC23/OlympiadBench (**2.5%/3.6%/0.9%** Pass@1), but not on MATH-500/Minerva. This aligns with critic quality: for *STC w/ Critic* (Table 3 in the main manuscript), step-level error accuracy is higher on AIME24/AMC23/OlympiadBench (61.3%/59.5%/75.3%) than on MATH-500/Minerva (53.3%/37.3%). We hypothesize dense rewards are more effective when the critic provides more accurate signals. The obtained gain is still small. More effective reward shaping or integration strategies may be required to fully unlock its potential, which we leave as future work.

A.3.3 Compact Mode Output Visualization Table 8 shows the compact-mode output for the same question (see Table 4 in the main manuscript), demonstrating that the model can follow the instruction to output reasoning only.

A.4 More Discussion

A.4.1 Computation Cost We validate STC on a 1.5B model. We set the maximum response length as 8,192 tokens for reasoning and 4,096 tokens for critique. Running 1200 RL steps requires approximately 5 days on 16×40GB A100 GPUs.

Our goal is to establish the core mechanism; the framework is model-agnostic and extendable to other models. Due to limited resources, we did not extend the validation to larger scale or multimodal experiments. We hope this work motivates further research on critical-thinking mechanisms.

A.4.2 About Reward Hacking One may wonder whether our scheme faces reward hacking. Actually, we did not observe evidence of reward hacking in extensive inspection.

First, as shown in Table 5, STC identifies 21% of final answers as incorrect, rather than collapsing to predicting all answers as either correct or incorrect. Similarly, STC identifies 23% of steps as incorrect on average, close to the pseudo ground-truth ratio of 19.1% (see Table 6).

Second, as shown in Table 4 of the main manuscript, our critic accurately identifies the sign issue involving $\log_y(x)$ that leads to incorrect reasoning, providing valuable information rather than merely stylistic output.

Stepwise Think-Critique (Compact Mode)

<|User|>: There exist real numbers x and y , both greater than 1, such that $\log_x(y^x) = \log_y(x^{4y}) = 10$. Find xy .

Let's think step by step and output the final answer within `\boxed{}`.

<|Assistant|><think>

Okay, so I have this problem here: there are real numbers x and y , both greater than 1, such that log base x of (y^x) equals 10, and log base y of (x^{4y}) also equals 10. I need to find the product xy . Hmm, let me try to unpack this step by step.

... (After a series of reasoning, we skip here to save space) ...

From the first equation, we find $x = \frac{10}{k}$. From the second equation, we find $y = \frac{5k}{2}$.

... After a series of correct derivations and substitutions, omitted here...

Since x and y must be greater than 1, we have the constraints:

- $x = \frac{10}{k} > 1$ implies $k < 10$.

- $y = \frac{5k}{2} > 1$ implies $k > \frac{2}{5}$.

Thus, k is in the interval $(\frac{2}{5}, 10)$.

Next, we use the relationship $y = x^k$ (since $\log_x(y) = k$) and substitute $x = \frac{10}{k}$ and $y = \frac{5k}{2}$:

$$\left(\frac{10}{k}\right)^k = \frac{5k}{2}$$

We need to find xy . Substituting $x = \frac{10}{k}$ and $y = \frac{5k}{2}$:

$$xy = \left(\frac{10}{k}\right) \left(\frac{5k}{2}\right) = \frac{10 \cdot 5k}{2k} = \frac{50k}{2k} = 25$$

Thus, the product xy is 25.

Final Answer

`\boxed{25}`.

</think>

Table 8: Stepwise Think-Critique in **compact mode**. System prompt is highlighted by orange.