

Off The Grid: Detection of Primitives for Feed-Forward 3D Gaussian Splatting

Arthur Moreau Richard Shaw Michal Nazarczuk Jisu Shin Thomas Tanay
 Zhensong Zhang Songcen Xu Eduardo Pérez-Pellitero
 Huawei Noah’s Ark Lab

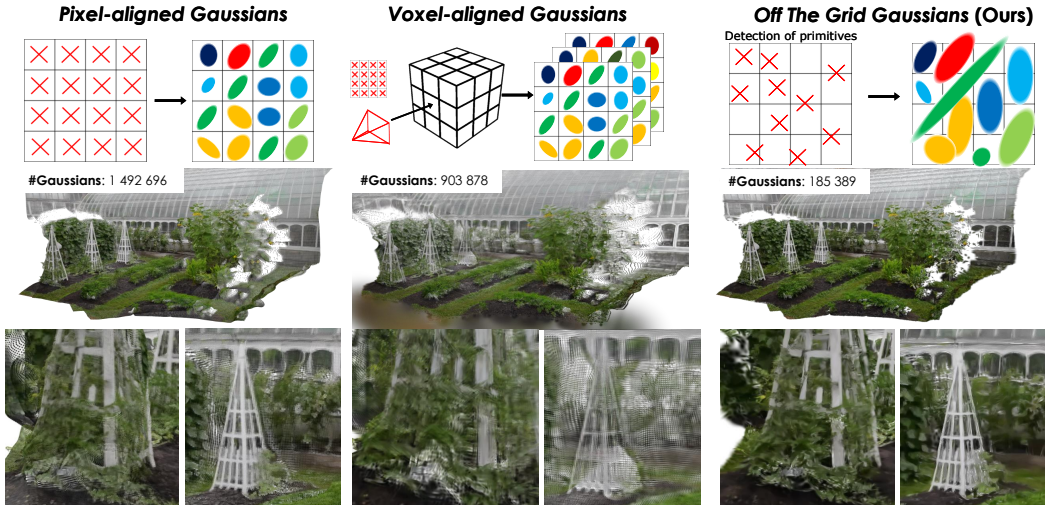


Figure 1. **3D Gaussians placement techniques.** Our model learns the position of primitives instead of using regular grids, representing the scene more accurately with fewer primitives. Voxel-aligned uses AnySplat [18] and Pixel-aligned is an ablated version of our model.

Abstract

Feed-forward 3D Gaussian Splatting (3DGS) models enable real-time scene generation but are hindered by sub-optimal pixel-aligned primitive placement, which relies on a dense, rigid grid that limits both quality and efficiency. We introduce a new feed-forward architecture that detects 3D Gaussian primitives at a sub-pixel level, replacing the pixel grid with an adaptive, “Off-The-Grid” distribution. Inspired by keypoint detection, our decoder learns to locally distribute primitives across image patches. We also provide an Adaptive Density mechanism by assigning varying number of primitives per patch based on Shannon entropy. We combine the proposed decoder with a pre-trained 3D reconstruction backbone and train them end-to-end using photometric supervision without any 3D annotation. The resulting pose-free model generates photorealistic 3DGS scenes in seconds, achieving state-of-the-art novel view synthesis for feed-forward models. It outperforms competitors while using far fewer primitives, demonstrating a more accurate and efficient allocation that captures fine details and reduces artifacts. Project page: <https://arthurmoreau.github.io/OffTheGrid/>.

1. Introduction

The recent introduction of 3D Gaussian Splatting [24] (3DGS) has marked a significant leap forward in the reconstruction of photorealistic 3D scenes. This point-based scene representation is highly efficient to render, enabling photorealistic interactive applications [19, 34, 37, 47], although it is generally slower to fit from a set of images than some of its predecessors [38]. Starting from images, the standard pipeline first performs 3D reconstruction with Structure-from-Motion [46] (SfM), and then optimizes Gaussian primitive parameters by rendering images in an iterative fashion. Following the initial optimization procedure, this process typically takes tens of minutes to hours.

An alternative approach uses feed-forward models [4, 18] that predict 3D Gaussians directly from images through neural networks, enabling scene reconstruction in a single feed-forward step. Early research has primarily focused on developing *pose-free* methods [15, 22, 68] that remove dependence on pre-computed camera poses. This task is challenging because the model needs to solve the 3D reconstruction problem before predicting photorealistic primitives. Less attention has been given to designing effective ways to accurately decode 3D Gaussian primitives from im-

ages to obtain higher-quality models.

Existing works typically predict *pixel-aligned Gaussians* [4], unprojecting one primitive per input pixel into the 3D scene using depth. With as many primitives as input pixels, these models are limited to operating at low resolutions with sparse image collections. Beyond primitive count, we question whether a regular grid-based distribution is optimal to obtain photorealistic models. As a comparison, optimization techniques for Gaussian Splatting use densification and pruning strategies to distribute primitives across the scene and ensure a good representation of high-frequency details. Current feed-forward models lack the ability to achieve this. Toward more accurate and scalable solutions, we argue that feed-forward models require more expressivity in the positioning of primitives.

To address this, we propose to adaptively control the allocation of primitives at 3 different levels. First, we *detect* 3D Gaussian primitives in image patches at sub-pixel level, inspired by common keypoint detection techniques [11]. Naturally, there is no actual ellipsoid primitive to be detected in the physical world. However, we see an opportunity to leverage 2D keypoints as a way to learn how to optimally distribute primitives across the image in a self-supervised manner. At a local level, the model can place primitive centers *off the grid* by extracting continuous 2D point coordinates from convolutional heatmaps [40]. Then, we define an adaptive density mechanism with a multi-density decoder, where high entropy patches are assigned more primitives than homogeneous ones. Finally, we learn per-Gaussian confidence values to aggregate primitives from different images, giving the model the ability to discard primitives when they are not needed.

This decoding strategy is combined with a large 3D reconstruction model, VGGT [56]. Given the geometry predicted by this model, our decoder learns where and how to place Gaussians on this geometry to obtain a photorealistic model. By rendering the 3D Gaussians back to the input images, we define an end-to-end self-supervised loop that learns primitive detection and fine-tunes the reconstruction model without any annotation. We obtain a pose-free 3DGS model that can generate photorealistic reconstructions of any scene within seconds. We outperform state-of-the-art competitors on novel view synthesis while using 7 times fewer primitives than input pixels. We observe that our method fit details accurately, avoid floating artifacts, and allocate computational resources more effectively.

In summary, we introduce the following contributions:

1. A solution to place primitives at a sub-pixel level, performing better than pixel and voxel aligned approaches,
2. A multi-density adaptive mechanism that allocates primitives dynamically depending on image patch content,
3. A pose-free feed-forward Gaussian Splatting model that outperforms existing methods on novel view synthesis.

2. Related Work

Neural Rendering of 3D Scenes. Neural Radiance Fields (NeRF) by Mildenhall *et al.* [36] introduced a new paradigm to fit 3D representations to 2D posed images through differentiable volumetric rendering coupled with stochastic gradient descent. 3D Gaussian Splatting (3DGS) [24] represented a breakthrough in rendering efficiency and overcame some of NeRF’s inherent computational bottlenecks. 3DGS represents the world with a set of volumetric primitives shaped as 3D Gaussians. This set is initialized from a sparse point cloud, typically obtained via SfM [46], and then iteratively optimized to render the input images. During this process, the set of primitives is gradually pruned or densified, based on *e.g.* photometric gradient magnitude [24], or other heuristics [25, 32, 45], aiming to allocate primitives efficiently where representation capacity is needed. Despite notable acceleration techniques [7, 33–35], scene-optimization methodologies often still require pre-computed 3D camera poses and scene point clouds. Accelerating the fitting stage, and defining improved strategies for the sampling and distribution of primitives during that process remain active topics of research [10, 43].

Feed-forward 3DGS. An alternative to optimization is to train neural networks to efficiently predict the 3D Gaussian model in a single forward pass. This idea builds on generalizable view synthesis methods [16, 20, 53] that have shown great success in learning priors for rendering but generate novel views directly instead of a 3D model much faster to render. The pioneer work for Feed-forward 3DGS is PixelSplat [4], that uses *pixel-aligned Gaussians*, *e.g.* one primitive per input pixel. This design is popular in the prior art [52, 60, 61, 65, 66, 70], but the large number of primitives limits its application to low resolutions (typically 256×256) and sparse image collections. Moreover, areas observed in several images contain redundant primitives, leading to blurry renderings. 4DGT [66] shows that such a dense representation is not necessary, as many primitives can be pruned at test time. Alternatively, *voxel-aligned Gaussians* have also been proposed [18, 59], using unprojected features to predict one primitive per voxel to address the multi-view aggregation problem. We observe that these approaches exhibit noisy geometry, and the regular grid is often visible when zoomed in (see Figure 6). MVSSplat [5] uses a plane-sweeping cost volume which also discretizes 3D space in a regular grid. Both *pixel-aligned* and *voxel-aligned* strategies distribute primitives in a predefined regular structure, whereas the best optimization-based methods do not, limiting the expressivity of the model to place primitives optimally in the scene. Our work proposes *Off-The-Grid Gaussians*, which are placed with sub-pixel precision and do not require explicit 3D aggregation.

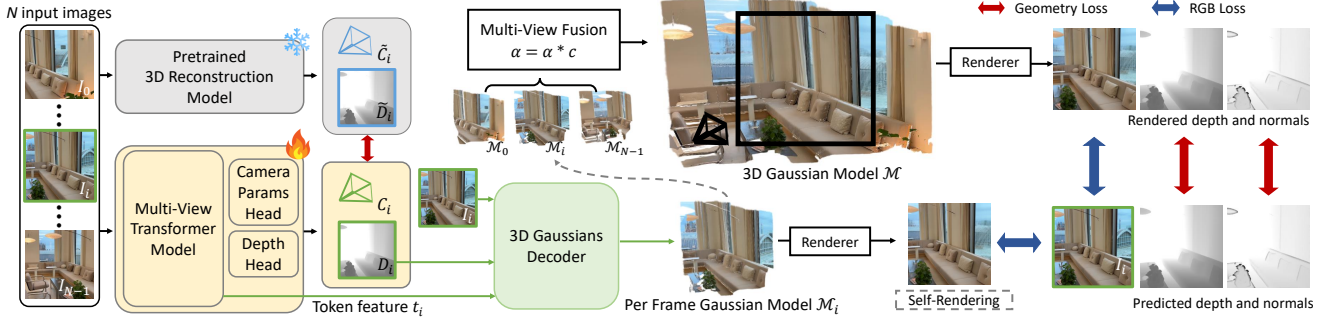


Figure 2. **Overview of our pose-free 3DGS training framework.** We process depth and camera parameters from N input images with a large reconstruction model. Then, our 3D Gaussian decoder predicts primitives for each image, which are rendered and aggregated with other views. The pipeline is trained end-to-end to reconstruct input images, with geometry consistency and regularization losses.

Pose-free Methods. An important limitation in the scalability of Gaussian models is their dependence on pre-computed camera poses. One line of research has developed *pose-free* approaches [12, 13, 17] that solve the camera pose estimation problem jointly with Gaussian model reconstruction. In the context of feed-forward methods, several works such as FLARE [72], PF3Splat [14], and VicaSplat [28] have developed custom pipelines that first predict camera poses and then reconstruct the Gaussian primitives. However, SfM remains a notoriously difficult problem for learning-based methods, which are still outperformed by classical pipelines based on correspondences [46]. This observation has been recently challenged by the emergence of 3D foundation models [23, 27, 56, 57, 62], trained in a supervised manner on large-scale datasets to reconstruct 3D scene geometry from images, predicting camera parameters, depth maps, and/or point maps. These models offer a great opportunity to build pose-free feed-forward 3DGS methods by adding a decoder that predicts Gaussian primitives. NoPoSplat [68], Splatt3R [51], and SPFSplat [15] build on Mast3R [27] and predict Gaussian centers as point maps, but process only image pairs and lack consistency with more images. AnySplat [18] fine-tunes VGGT [56] to predict 3D Gaussians, using pixel-aligned Gaussians aggregated in a voxel grid. We propose a pose-free method that also fine-tunes VGGT combined with a different decoder that leads to better visual quality and compactness.

3. Method

We present a feed-forward neural network that predicts a 3DGS model from a set of N unposed and uncalibrated images $I_{i < N}$ representing a static scene. An overview of our pipeline is shown in Figure 2.

3.1. Feed-forward 3D Reconstruction Backbone

We use VGGT [56] as the backbone of our model. It is a large multi-view transformer that performs 3D reconstruction

from unposed image collections in a single forward pass. Each image is first encoded into 14×14 patches through DINOv2 [41]. Then, 24 transformer blocks alternate between global and frame-only attention. Output tokens t_i are decoded into depth maps D_i and extrinsics $[R_i|T_i]$ and intrinsics K_i camera parameters. Instead of using the point map head, we compute 3D positions by combining the predicted depth and camera parameters. This model is trained to predict geometry but has no rendering ability. Similar to AnySplat [18], we fine-tune it to predict 3D Gaussians. In contrast, we do not use a separate depth head for rendering. We fine-tune the backbone with 2 purposes: encode multi-view information useful for our task in the latent features and improve the geometry of the model from photometric supervision. Although we observe the 3D geometry provided by VGGT to be fairly accurate, predicted depth for background pixels is often inaccurately close, producing floating artifacts. Our method mitigates this issue by fine-tuning and generates 3D models with significantly cleaner geometry.

3.2. 3D Gaussian Decoder

We define a convolutional module, depicted in Figure 3, that operates after the decoding of camera parameters and depth maps. The objective of this decoder is to *detect* 2D locations of primitives and to *describe* each primitive to predict remaining parameters. It does not modify the 3D geometry provided by the backbone but places primitives on it. The decoder takes as input VGGT output tokens (t_i) but also input images I_i and predicted depth maps D_i . Tokens are transformed to an image shape by *unpatchifying*, i.e. project the 1D vectors to values of a 14×14 patch with 8 channels with a fully-connected layer and reshaping. Inputs are then concatenated on the channels dimension and fed to the decoder. As detection is essentially a low-level vision problem, we use a simple U-Net [44] convolutional architecture. It outputs features with the same spatial dimension as inputs and 32 channels, from which detection and description fea-

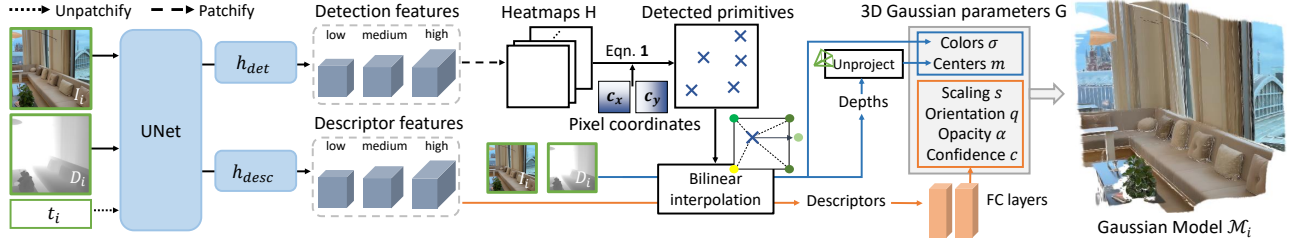


Figure 3. **Overview of our 3D Gaussian decoder architecture.** Images, depth maps, and latent features are concatenated and fed to a U-Net CNN from which detection and description features are extracted. First, the position of detected primitives is determined from convolutional heatmaps. Then, image, depths and description features are bilinearly interpolated to decode Gaussian parameters through depth unprojection and MLP.

tures are extracted separately through heads h_{det} and h_{desc} .

2D Detection of Gaussian Primitives. Primitives are not attached to a pixel but to floating-point 2D coordinates in image space (x, y) . We use a heatmap approach to extract these coordinates in a differentiable manner. First, we reshape detection features back to 14×14 patches with P channels. P is the number of primitives per patch, i.e. each primitive is assigned a one-channel patch. We perform softmax over spatial dimensions to obtain a heatmap for each primitive, interpreted as the distribution of the primitive center position in the patch. By using tensors containing pixel coordinates c_x and c_y , the expectation of Gaussian positions (x, y) can be simply computed by :

$$x = \sum_{i,j=0}^P c_x(i, j)h(i, j) \quad y = \sum_{i,j=0}^P c_y(i, j)h(i, j) \quad (1)$$

This operation can also be seen as a soft-argmax. Nibali et al. [40] named it DSNT and showed improved performance on Human Pose Estimation. One main advantage is that keypoints are not limited to the pixel grid but are defined in the continuous 2D space. If we want a primitive to represent 2 neighboring pixels, the best Gaussian center position is between pixels. Our model can naturally achieve that by activating the 2 pixels equally in the heatmap. By performing this operation on all heatmaps of all patches, we obtain the full set of Gaussian centers.

Adaptive Density of Detection. Instead of assigning a constant number of primitives to each image patch, we want to allocate more primitives to highly detailed areas. We define multiple levels of density with increasing numbers of Gaussians per patch. We follow APT [8] and use Shannon entropy as a measure of patch compressibility. Similar to their work, we compute per-patch histograms of grayscale intensities $(p_k)_{k \in [0, 255]}$ and define per-patch entropy as $H = -\sum_{k=0}^{K-1} p_k \log_2(p_k + \epsilon)$. We assign the 55% lowest entropy patches to ‘low density’ (16 primitives), the

following 35% to ‘medium density’ (32) and the highest 15% to ‘high density’ (64). Note that even high-density patches are allocated many fewer primitives than number of pixels (196). We learn density-specific convolutional heads h_{det} and h_{desc} to decode detection and description features at varying levels of detail.

From 2D Points to 3D Gaussians. The decoder predicts 3D Gaussians in the camera coordinate system of each image. From detected 2D pixel coordinates, we extract depth, RGB colors and descriptors by bilinear interpolation of respectively depth maps, source images and description features. The 3D Gaussian centers m are obtained by unprojection of 2D points using interpolated depth and estimated intrinsics. We simply assign the interpolated color to the primitive, as we observe that it performs similarly to predicting it. Finally, remaining parameters are predicted by a small MLP from the interpolated descriptors. We decode:

- **scaling parameters** $s \in \mathbb{R}^3$. Instead of direct regression, we define min and max values and interpolate between them using a sigmoid activation. We then multiply scaling parameters by the depth of each Gaussian. This way, the network predicts scale relative to its projected size, rather than an absolute 3D world scale. This ensures that primitives with the same 2D footprint—such as an object n times larger and n times farther away—are represented by a consistent, depth-independent scale parameter.
- **orientations** $q \in \mathbb{R}^4$, parametrized as quaternions.
- **opacity** $\alpha \in [0, 1]$, obtained from a sigmoid activation.
- **confidence** $c \in [0, 1]$, obtained from a sigmoid activation and used during multi-view fusion to select primitives.

Multi-view Aggregation. We build the final 3D Gaussian model by transforming the Gaussian centers m and orientations q from camera to world using predicted extrinsics parameters. Naively gathering primitives from all images leads to redundant Gaussians representing the same content multiple times, leading to blurriness. To address this, we multiply opacities α by confidences c , giving the model the ability to prune primitives that would deteriorate the model.

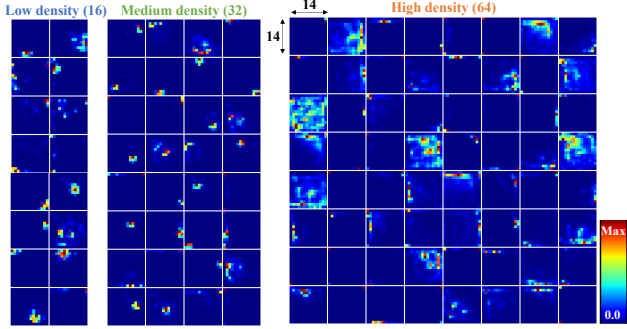


Figure 4. **Spatial distribution of detection across image patches.** We observe the distribution of our heatmaps H that are used to compute the detected Gaussians. For each density level, we display the average activation of each channel. Most Gaussians appear to operate on a local area of the patch, especially at low density. At high density, some channels are specialized for borders or corners, some others have a widespread distribution enabling to be allocated dynamically to highly detailed areas.

We observe, as shown in Figure 5, that the model implicitly learns multi-view reasoning by setting low confidence values to primitives that are observed better in other images. At test-time, we prune primitives for which $\alpha c < 0.1$, enabling further computational efficiency.

Image Rendering. We use a customized 3DGS rasterizer able to render depth and normals (direction of primitives shortest axis), similar to RaDeGS [69], that also supports backward pass for camera pose parameters. During training, we render each image i two times, once using only primitives predicted from i (“self-rendering”), and another with the full model. Self-rendering helps to guide the detection process and also enables the model to learn confidence.

3.3. Training Procedure

Our method is trained from images only without any 3D annotation. Each training step processes a batch of scenes with a varying number of input images (2 to 12). We describe the loss function we use below. More details on training implementation are given in supplementary materials.

Photometric Losses. Our model is trained to render photorealistic images with common photometric supervision losses L1, SSIM [63] and LPIPS [71]. Notably, our system does not require held-out target views as we only render input images. This design is usually avoided because it can lead to a collapsed geometry, but we observe that our teacher geometry losses prevent this problem.

Geometry Consistency Losses. We enforce our 3D Gaussian model and the 3D reconstruction backbone to be consistent with each other. We first define a L1 loss between the




Figure 5. **Confidence maps depending on number of views.** Our model shows multi-view awareness when predicting confidence, removing primitives which are better observed in other views. In the example, one face of the cube is viewed from the side in image 4 and from the front in image 6. When the model sees image 6, Gaussians from image 4 are discarded. Green is high confidence.

predicted and rendered depth maps L_{depth} . Then, we apply a second-order constraint L_{normal} by deriving normal maps from the predicted depth maps and intrinsics [69]. This normal map is compared to rendered normals, defined as the direction of the Gaussians’ shortest axis. This encourages Gaussian orientations to align with local surface geometry. These consistency losses supervise the Gaussian model geometry, penalizing primitives that reproject wrongly in other images and provides supervision signal for the depth head, pushing it towards multi-view consistent depth estimation, necessary to obtain accurate Gaussian models.

Teacher Geometry Losses. Similar to AnySplat [18], we observe that fine-tuning solely from photometric loss is not stable and causes the model to diverge. To regularize it, we use VGGT [56] as a teacher model and constrain depth maps and camera poses to remain close to VGGT geometry. We define a loss on depth maps $L_{teach_{depth}}$, weighted by VGGT depth confidence. Then, we use a L1 loss on camera translation L_{teach_t} and minimize the geodesic distance between camera orientations L_{teach_R} . The objective here is not to *distill* information because we start from the same model, but rather to *regularize* the problem to avoid diverging to collapsed geometries.

Regularization Losses. We observed opaque objects to be often predicted half-transparent by our model due to the learning of confidence. Consequently, we regularize opacities towards either 0 or 1, using the following loss: $L_{op} = \sum_{i \in G} \sin(\alpha(i) \cdot c(i))$. Finally, because we train with video data, all images from the same scene share the same camera intrinsics. We observe VGGT to produce slightly inconsistent parameters, so we impose consistency as a soft constraint with the L2 distance to the average intrinsic (we minimize variance of intrinsics across the scene).

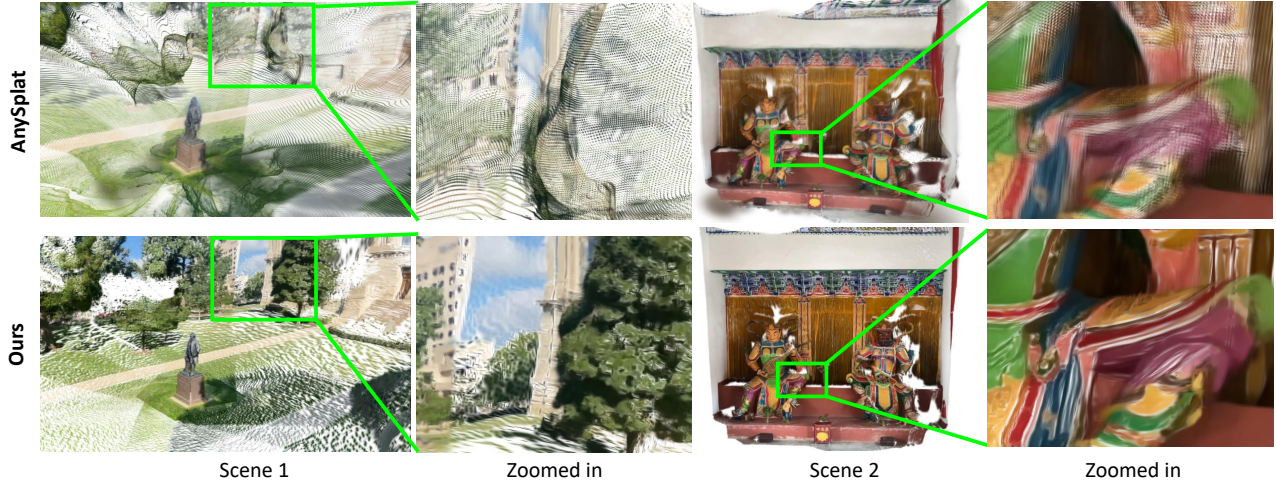


Figure 6. **Extrapolated novel views.** We compare AnySplat and our Gaussian models under highly extrapolated views. AnySplat shows blurriness and oversmoothed geometry while our model shows clean geometries and renderings. When zoomed in, voxel-aligned Gaussians appear visibly and fail to fit the details, in contrast with our detected Gaussians. Models created using 12 views from DL3DV-benchmark.

Table 1. Novel view synthesis evaluation of pose-free 3DGS methods. Results averaged over 3, 6, 9 and 12 views. **Best**, runner-up.

Models	Decoder	#G / pix	Average			7scenes			Charge			DL3DV			SCRREAM [21]			TanksandTemples			mipnerf360			
			PSNR↑	SSIM↑	LPIPS↓	PSNR↑	SSIM↑	LPIPS↓	PSNR↑	SSIM↑	LPIPS↓	PSNR↑	SSIM↑	LPIPS↓	PSNR↑	SSIM↑	LPIPS↓	PSNR↑	SSIM↑	LPIPS↓	PSNR↑	SSIM↑	LPIPS↓	
Ours	Ours		0.1431	21.21	0.6470	0.3532	25.13	0.8119	0.2629	21.93	0.6928	0.3097	20.48	0.6489	0.3163	22.00	0.7171	0.3550	19.37	0.5982	0.3348	18.36	0.4131	0.4503
AnySplat [18]	Voxel		0.8141	17.71	0.5075	0.3937	21.39	0.6906	0.3165	18.28	0.6117	0.4320	17.31	0.4710	0.3611	17.56	0.5510	0.4142	16.28	0.4177	0.3851	15.46	0.3928	0.4529
DA3 GS [30]	Pixel	1	18.83	0.5428	0.3834	19.66	0.7141	0.3267	20.35	0.6386	0.4893	18.46	0.5243	0.3209	19.65	0.6156	0.3656	16.94	0.4365	0.3780	17.95	0.3278	0.4203	

4. Experiments

Training. We train our method on a single GPU with 140 GB of VRAM. Similar to VGGT, each training iteration processes a maximum of 24 images and uses a varying number of images per scene, ranging from 2 to 12. We train the model using monocular video sequences and simply sample frames linearly with a random step size ranging from 5 to 10. We train on subsets of 10 datasets: DL3DV [31], Co3D-v2 [42], WildRGBD [64], BlendedMVS [67], UnrealStereo4K [54], Real Estate 10k, ARKitScenes [3], DTU [1] and ScanNet++ [9] and KITTI360 [29]. Because no annotation is needed, the process of integrating more training datasets is facilitated. Most of this data is also used for training VGGT [56] and AnySplat [18], which is the most closely related method to ours.

4.1. Comparison with Pose-free Methods

We compare with the most recent feed-forward approaches for 3DGS. AnySplat [18] is the closest work to ours that also fine-tunes VGGT to predict Gaussians. The main difference is the decoder, where they predict voxel-aligned Gaussians. DepthAnything3 [30] is another large reconstruction model more recent than VGGT that also include a pixel-aligned 3D Gaussians decoder. We use DA3-GIANT-1.1, a model with 1.15B parameters (1B for VGGT) as a baseline.

Evaluation Datasets. We use 6 held-out datasets for evaluation, representing a wide variety of captures and imagery. DL3DV benchmark [31] contains 140 indoor and outdoor scenes captured from handheld cameras. Charge [39] is a high-fidelity synthetic dataset rendered from Blender movies which includes ground-truth depth maps and camera poses. SCRREAM [7Scenes [49], Tanks and Temples [26] and MipNeRF360 [2] are common NVS benchmarks. Our evaluation uses 3, 6, 9, and 12 views uniformly sampled from the video sequence, with source and target views interleaved. With the exception of Charge, for which we use the predefined sparse (3, 6, 9) and dense (25) splits. We resize images such that their highest dimension is 518 pixels.

Test-time Alignment. Evaluating pose-free methods for novel view synthesis is challenging because each method predicts the Gaussian model and camera poses in its own coordinate system. To render a target view for evaluation, test-time alignment needs to be performed with reference poses. Aligning with ground-truth poses with standard Umeyama alignment [55] is often imprecise in sparse settings because of noise in the predicted poses. We employ the same strategy as AnySplat: Given N context views and T target views, we first process our Gaussian model using context views. Then a second independent forward pass is performed using $N+T$ views, to obtain target camera poses. Because VGGT uses the first image as reference, the two models are



Figure 7. **Novel view synthesis of Pose-Free 3DGS methods.** Zoom in for details.

aligned up to a single scaling factor (if predictions are consistent). This scale is computed by comparing context poses and used to adjust the predicted target pose. In contrast with prior practice, we do not perform test-time optimization of camera parameters through rendering but evaluate the feed-forward performance.

Novel view synthesis. Rendering results are evaluated quantitatively in Table 1, our method significantly outperforms AnySplat and DepthAnything3 on all datasets. In Figure 7, we show qualitative results. DepthAnything3 present detailed gaussian models but suffer from blurriness and half-transparency. This common problem is addressed by our opacity regularization loss. AnySplat suffer from geometric inaccuracy, leading to camera misalignment (camera pose) and duplicate geometry (intrinsic) in some scenes. Our approach represents the scene faithfully, even if some details with very thin geometry can disappear. Be-

yond NVS improvements on interpolated views, the models produced by our method appear ‘cleaner’ under extrapolated viewpoints, avoiding scan-line artefacts commonly observed with pixel-aligned primitives. A visualization is shown in Fig 6. We provide more visualizations in the [supplementary video](#).

Compression ratio In Table 1, we report the ratio $\#G/pix$ between number of primitives and number of input pixels. Pixel-aligned approaches present the densest models with a ratio of 1 but are not more accurate. AnySplat performs voxel-based aggregation to reduce the number of primitives, but the decrease is limited to 19%. Our models achieves a decrease of 86% after confidence-based pruning, which correspond to 7 times less primitives than pixel-aligned approaches. Note that this ratio can be controlled by changing parameters of the Adaptive Density mechanism. Our compression reduces the number of primitives per image, and could potentially be combined with views aggregation methods [58].

Table 2. Geometry evaluation on Charge and SCRREAM datasets.

Models	Charge			SCRREAM			Average		
	depth AbsRel↓	cam pose AUC@30↑	FoV ang_err↓	depth AbsRel↓	cam pose AUC@30↑	FoV ang_err↓	depth AbsRel↓	cam pose AUC@30↑	FoV ang_err↓
OffTheGrid	0.1609	0.9363	1.47	0.1258	0.9194	0.44	0.1433	0.9278	0.96
DA3-Giant	0.1545	0.9177	6.73	0.1133	0.95	0.59	0.1339	0.9339	3.66
AnySplat	0.1767	0.8821	2.22	0.1414	0.7845	4.23	0.159	0.8333	3.225
VGGT	0.178	0.9012	1.61	0.1201	0.8903	1.37	0.14905	0.8957	1.49

Geometry evaluation We evaluate the geometric accuracy of encoders in Table 2 using Charge [39] and SCRREAM [21] datasets. We report average relative depth error *AbsRel*, *AUC@30* for camera pose estimation, and field of view angular error *ang_err* for intrinsics evaluation. OffTheGrid and AnySplat both use VGGT as encoder, such that reported scores measure the impact of fine-tuning with photometric loss, that enforces multi-view consistent geometry. We observe that, on average, our method successfully improves VGGT for both depth and camera parameters estimation. In contrast, AnySplat fine-tuning degrades the encoder. DA3-Giant is the best encoder for depth and camera pose estimation but the focal length estimation is inaccurate, which explain the blurriness observed in Figure 7. Our fine-tuned encoder performs the best for intrinsics estimation, allowing to unproject primitives to 3D space accurately.

4.2. Ablation Study

Primitives placement We study the impact of our primitive detection technique, *i.e.* the computation of 2D Gaussians positions from the DSNT operation, against a pixel-aligned baseline that compute parameters for each pixel from the UNet output (see Fig 3). One other existing design, proposed by SplatterImage [52], is to predict a 3D offset applied to pixel-aligned Gaussians. This way, primitives are also allowed to be positioned anywhere in space. We also implement this design to compare it against ours. Results are reported in Table 3 and can be visualized in Figure 8. Replacing pixel-aligned by Off-The-Grid provides +0.3dB PSNR, +0.014 SSIM and a 13% reduction of LPIPS. This difference appears clearly in renderings that appear sharper and less artefacted. The baseline with the offset from SplatterImage presents a similar or degraded rendering quality compared to pixel-aligned, and visible isolated points artefacts, showing that placing primitives accurately requires more advanced techniques.

Table 3. Ablation study on primitive placement techniques.

Method	Tanks and Temples			MipNeRF360			Average		
	PSNR↑	SSIM↑	LPIPS↓	PSNR↑	SSIM↑	LPIPS↓	PSNR↑	SSIM↑	LPIPS↓
Ours (Full)	19.22	0.6044	0.3327	18.03	0.4385	0.4265	18.63	0.5215	0.3796
Ours (No Self Render)	19.22	0.6074	0.3669	17.79	0.4348	0.4614	18.51	0.5211	0.4142
Pixel Aligned + offset	18.96	0.5810	0.4336	17.69	0.4229	0.5151	18.33	0.5020	0.4744
Pixel Aligned	19.01	0.5877	0.3924	17.65	0.4275	0.4757	18.33	0.5076	0.4341
AnySplat	16.92	0.4919	0.3568	15.51	0.3688	0.4162	16.22	0.4304	0.3865

Adaptive density and Confidence-based pruning We evaluate our model without the adaptive density mechanism (32 gaussians per patch) and without confidence-based pruning on DL3DV benchmark [31]. Novel view synthesis metrics are given in Table 4. Ablated models perform notably worse, especially in LPIPS. This is because some highly detailed areas can not be fitted accurately with 32 gaussians only. Discarding confidence-based pruning results in duplicated geometry, blurriness and floating artefacts.




Figure 8. Qualitative Ablation Study. Zoom in for details.

Table 4. Ablation on adaptive density and confidence.

Adaptive	Confidence	PSNR	SSIM	LPIPS
✓	×	17.80	0.4223	0.4459
×	✓	18.72	0.5652	0.3898
✓	✓	19.09	0.5998	0.3379

5. Limitations and Future Work

A limitation of our method (and of most other feed-forward approaches) is that it only reconstructs visible areas, leaving holes in parts of the scene missed during capture and breaking the photorealistic illusion when rendering novel views (for example, the missing top face of the cube in Figure 5). One solution could be to use video diffusion models to produce the final renderings, as proposed by MVSPlat360 [6]. Another could be to learn how to complete Gaussian models in a 3D inpainting manner. We leave this problem for future work. Our model currently does not model view-dependent color variations and thus present reduced quality in scenes with lightning variations. Color harmonization could be a solution [48]. Humans are not represented in the training data and thus our model does not perform well on human subjects, but robustly handles both indoor, outdoor and object centric scenes.

6. Conclusion

We have introduced *Off-The-Grid* Gaussians, a novel alternative to pixel-aligned and voxel-aligned strategies that achieves higher photorealism while using far fewer primitives. By combining detection with adaptive density, confidence-based pruning, photometric rendering and geometry consistency losses, we obtain a model that achieves state-of-the-art accuracy for pose-free feed-forward 3DGS. Our fine-tuning procedure marginally improves the geometry accuracy of VGGT. By decoupling the number of primitives from the number of input pixels, our technique should open the possibility to process 3DGS models from high resolution images with feed-forward methods.

References

- [1] Henrik Aanæs, Rasmus Ramsbøl Jensen, George Vogiatzis, Engin Tola, and Anders Bjrholm Dahl. Large-scale data for multiple-view stereopsis. *International Journal of Computer Vision*, pages 1–16, 2016. 6
- [2] Jonathan T Barron, Ben Mildenhall, Dor Verbin, Pratul P Srinivasan, and Peter Hedman. Mip-nerf 360: Unbounded anti-aliased neural radiance fields. In *Proceedings of the IEEE/CVF conference on computer vision and pattern recognition*, pages 5470–5479, 2022. 6
- [3] Gilad Baruch, Zhuoyuan Chen, Afshin Dehghan, Tal Dimry, Yuri Feigin, Peter Fu, Thomas Gebauer, Brandon Joffe, Daniel Kurz, Arik Schwartz, et al. ARKitScenes: A Diverse Real-World Dataset For 3D Indoor Scene Understanding Using Mobile RGB-D Data. *arXiv preprint arXiv:2111.08897*, 2021. 6
- [4] David Charatan, Sizhe Li, Andrea Tagliasacchi, and Vincent Sitzmann. pixelSplat: 3D Gaussian Splats from Image Pairs for Scalable Generalizable 3D Reconstruction. In *Computer Vision and Pattern Recognition Conference (CVPR)*, 2024. 1, 2
- [5] Yuedong Chen, Haofei Xu, Chuanxia Zheng, Bohan Zhuang, Marc Pollefeys, Andreas Geiger, Tat-Jen Cham, and Jianfei Cai. MVSplat: Efficient 3D Gaussian Splatting from Sparse Multi-View Images. In *European Conference on Computer Vision (ECCV)*, pages 370–386, 2024. 2
- [6] Yuedong Chen, Chuanxia Zheng, Haofei Xu, Bohan Zhuang, Andrea Vedaldi, Tat-Jen Cham, and Jianfei Cai. MVSplat360: Feed-Forward 360 Scene Synthesis from Sparse Views. In *Conference on Neural Information Processing Systems*, 2024. 8
- [7] Youyu Chen, Junjun Jiang, Kui Jiang, Xiao Tang, Zhihao Li, Xianming Liu, and Yinyu Nie. DashGaussian: Optimizing 3D Gaussian Splatting in 200 Seconds. In *Computer Vision and Pattern Recognition Conference (CVPR)*, 2025. 2
- [8] Rohan Choudhury, JungEun Kim, Jinhyung Park, Eunho Yang, László A Jeni, and Kris M Kitani. Accelerating Vision Transformers with Adaptive Patch Sizes. *arXiv preprint arXiv:2510.18091*, 2025. 4
- [9] Angela Dai, Angel X. Chang, Manolis Savva, Maciej Halber, Thomas Funkhouser, and Matthias Niessner. ScanNet: Richly-Annotated 3D Reconstructions of Indoor Scenes. In *Computer Vision and Pattern Recognition Conference (CVPR)*, 2017. 6
- [10] Xiaobin Deng, Changyu Diao, Min Li, Ruohan Yu, and Du-anqing Xu. Improving Densification in 3D Gaussian Splatting for High-Fidelity Rendering. *arXiv:2508.12313*, 2025. 2
- [11] Daniel DeTone, Tomasz Malisiewicz, and Andrew Rabinovich. SuperPoint: Self-Supervised Interest Point Detection and Description. In *Computer Vision and Pattern Recognition Conference (CVPR)*, 2018. 2
- [12] Zhiwen Fan, Wenyan Cong, Kairun Wen, Kevin Wang, Jian Zhang, Xinghao Ding, Danfei Xu, Boris Ivanovic, Marco Pavone, Georgios Pavlakos, et al. InstantSplat: Sparse-view Gaussian Splatting in Seconds. *arXiv preprint arXiv:2403.20309*, 2024. 3
- [13] Yang Fu, Sifei Liu, Amey Kulkarni, Jan Kautz, Alexei A Efros, and Xiaolong Wang. COLMAP-Free 3D Gaussian Splatting. In *Computer Vision and Pattern Recognition Conference (CVPR)*, 2024. 3
- [14] Sunghwan Hong, Jaewoo Jung, Heeseong Shin, Jisang Han, Jiaolong Yang, Chong Luo, and Seungryong Kim. PF3plat: Pose-Free Feed-Forward 3D Gaussian Splatting. *arXiv preprint arXiv:2410.22128*, 2024. 3
- [15] Ranran Huang and Krystian Mikolajczyk. No Pose at All: Self-Supervised Pose-Free 3D Gaussian Splatting from Sparse Views. In *Computer Vision and Pattern Recognition Conference (CVPR)*, 2025. 1, 3
- [16] Hanwen Jiang, Hao Tan, Peng Wang, Haian Jin, Yue Zhao, Sai Bi, Kai Zhang, Fujun Luan, Kalyan Sunkavalli, Qixing Huang, and Georgios Pavlakos. Rayzer: A self-supervised large view synthesis model. In *International Conference on Computer Vision (ICCV)*, 2025. 2
- [17] Kaiwen Jiang, Yang Fu, Mukund Varma T, Yash Belhe, Xiaolong Wang, Hao Su, and Ravi Ramamoorthi. A Construct-Optimize Approach to Sparse View Synthesis without Camera Pose. In *ACM SIGGRAPH Conference Papers*, 2024. 3
- [18] Lihan Jiang, Yucheng Mao, Linning Xu, Tao Lu, Kerui Ren, Yichen Jin, Xudong Xu, Mulin Yu, Jiangmiao Pang, Feng Zhao, et al. AnySplat: Feed-forward 3D Gaussian Splatting from Unconstrained Views. *arXiv preprint arXiv:2505.23716*, 2025. 1, 2, 3, 5, 6, 7
- [19] Yuheng Jiang, Zhehao Shen, Penghao Wang, Zhuo Su, Yu Hong, Yingliang Zhang, Jingyi Yu, and Lan Xu. HiFi4G: High-Fidelity Human Performance Rendering via Compact Gaussian Splatting. In *Computer Vision and Pattern Recognition Conference (CVPR)*, pages 19734–19745, 2024. 1
- [20] Haian Jin, Hanwen Jiang, Hao Tan, Kai Zhang, Sai Bi, Tianyuan Zhang, Fujun Luan, Noah Snavely, and Zexiang Xu. LVSM: A Large View Synthesis Model with Minimal 3D Inductive Bias. In *International Conference on Learning Representations (ICLR)*, 2025. 2
- [21] HyunJun Jung, Weihang Li, Shun-Cheng Wu, William Bitner, Nikolas Brasch, Jifei Song, Eduardo Pérez-Pellitero, Zhensong Zhang, Arthur Moreau, Nassir Navab, et al. Scream: Scan, register, render and map: A framework for annotating accurate and dense 3d indoor scenes with a benchmark. *Advances in Neural Information Processing Systems*, 37:44164–44176, 2024. 6, 8
- [22] Gyeongjin Kang, Jisang Yoo, Jihyeon Park, Seungtae Nam, Hyeonsoo Im, Sangheon Shin, Sangpil Kim, and Eunbyung Park. SelfSplat: Pose-Free and 3D Prior-Free Generalizable 3D Gaussian Splatting. In *Computer Vision and Pattern Recognition Conference (CVPR)*, 2025. 1
- [23] Nikhil Keetha, Norman Müller, Johannes Schönberger, Lorenzo Porzi, Yuchen Zhang, Tobias Fischer, Arno Knapitsch, Duncan Zauss, Ethan Weber, Nelson Antunes, Jonathon Luiten, Manuel Lopez-Antequera, Samuel Rota Bulò, Christian Richardt, Deva Ramanan, Sebastian Scherer, and Peter Kotschieder. MapAnything: Universal feed-forward metric 3D reconstruction. In *arXiv:2509.13414*, 2025. 3
- [24] Bernhard Kerbl, Georgios Kopanas, Thomas Leimkühler, and George Drettakis. 3D Gaussian Splatting for Real-Time

- Radiance Field Rendering. *ACM Transactions on Graphics*, 42(4), 2023. 1, 2
- [25] Sieun Kim, Kyungjin Lee, and Youngki Lee. Color-cued Efficient Densification Method for 3D Gaussian Splatting. In *Computer Vision and Pattern Recognition Conference (CVPR)*, 2024. 2
- [26] Arno Knapitsch, Jaesik Park, Qian-Yi Zhou, and Vladlen Koltun. Tanks and temples: Benchmarking large-scale scene reconstruction. *ACM Transactions on Graphics*, 36(4), 2017. 6
- [27] Vincent Leroy, Yann Cabon, and Jérôme Revaud. Grounding Image Matching in 3D with MAST3R. In *European Conference on Computer Vision (ECCV)*, 2024. 3
- [28] Zhiqi Li, Chengrui Dong, Yiming Chen, Zhangchi Huang, and Peidong Liu. VicaSplat: A Single Run is All You Need for 3D Gaussian Splatting and Camera Estimation from Unposed Video Frames. *arXiv preprint arXiv:2503.10286*, 2025. 3
- [29] Yiyi Liao, Jun Xie, and Andreas Geiger. KITTI-360: A novel dataset and benchmarks for urban scene understanding in 2d and 3d. *Pattern Analysis and Machine Intelligence (PAMI)*, 2022. 6
- [30] Haotong Lin, Sili Chen, Junhao Liew, Donny Y Chen, Zhenyu Li, Guang Shi, Jiashi Feng, and Bingyi Kang. Depth anything 3: Recovering the visual space from any views. *arXiv preprint arXiv:2511.10647*, 2025. 6, 7
- [31] Lu Ling, Yichen Sheng, Zhi Tu, Wentian Zhao, Cheng Xin, Kun Wan, Lantao Yu, Qianyu Guo, Zixun Yu, Yawen Lu, et al. DL3DV-10K: A Large-Scale Scene Dataset for Deep Learning-based 3D Vision. In *Computer Vision and Pattern Recognition Conference (CVPR)*, 2024. 6, 8
- [32] Yanzhe Lyu, Kai Cheng, Xin Kang, and Xuejin Chen. ResGS: Residual Densification of 3D Gaussian for Efficient Detail Recovery. In *Computer Vision and Pattern Recognition Conference (CVPR)*, 2025. 2
- [33] Saswat Subhrajyoti Mallick, Rahul Goel, Bernhard Kerbl, Markus Steinberger, Francisco Vicente Carrasco, and Fernando De La Torre. Taming 3DGS: High-quality radiance fields with limited resources. In *SIGGRAPH Asia Conference Papers*, 2024. 2
- [34] Hidenobu Matsuki, Riku Murai, Paul H. J. Kelly, and Andrew J. Davison. Gaussian Splatting SLAM. *Computer Vision and Pattern Recognition Conference (CVPR)*, 2024. 1
- [35] Andreas Meuleman, Ishaan Shah, Alexandre Lanvin, Bernhard Kerbl, and George Drettakis. On-the-fly Reconstruction for Large-Scale Novel View Synthesis from Unposed Images. *ACM Transactions on Graphics (TOG)*, 44(4):1–14, 2025. 2
- [36] Ben Mildenhall, Pratul P Srinivasan, Matthew Tancik, Jonathan T Barron, Ravi Ramamoorthi, and Ren Ng. NeRF: Representing Scenes as Neural Radiance Fields for View Synthesis. *Communications of the ACM*, 65(1):99–106, 2021. 2
- [37] Arthur Moreau, Jifei Song, Helisa Dharmo, Richard Shaw, Yiren Zhou, and Eduardo Pérez-Pellitero. Human Gaussian Splatting: Real-time Rendering of Animatable Avatars. In *Computer Vision and Pattern Recognition Conference (CVPR)*, 2024. 1
- [38] Thomas Müller, Alex Evans, Christoph Schied, and Alexander Keller. Instant Neural Graphics Primitives with a Multiresolution Hash Encoding. *ACM Transactions on Graphics (TOG)*, 41(4):102:1–102:15, 2022. 1
- [39] Michal Nazarczuk, Thomas Tanay, Arthur Moreau, Zhen-song Zhang, and Eduardo Pérez-Pellitero. Charge: A comprehensive novel view synthesis benchmark and dataset to bind them all. In *Computer Vision and Pattern Recognition Conference (CVPR)*, 2026. 6, 8
- [40] Aiden Nibali, Zhen He, Stuart Morgan, and Luke Prendergast. Numerical Coordinate Regression with Convolutional Neural Networks. *arXiv preprint arXiv:1801.07372*, 2018. 2, 4
- [41] Maxime Oquab, Timothée Darcet, Théo Moutakanni, Huy V. Vo, Marc Szafraniec, Vasil Khalidov, Pierre Fernandez, Daniel Haziza, Francisco Massa, Alaaeldin El-Nouby, Mido Assran, Nicolas Ballas, Wojciech Galuba, Russell Howes, Po-Yao Huang, Shang-Wen Li, Ishan Misra, Michael Rabbat, Vasu Sharma, Gabriel Synnaeve, Hu Xu, Herve Jegou, Julien Mairal, Patrick Labatut, Armand Joulin, and Piotr Bojanowski. DINOv2: Learning Robust Visual Features without Supervision. *Transactions on Machine Learning Research*, 2024. 3
- [42] Jeremy Reizenstein, Roman Shapovalov, Philipp Henzler, Luca Sbordone, Patrick Labatut, and David Novotny. Common Objects in 3D: Large-Scale Learning and Evaluation of Real-life 3D Category Reconstruction. In *Computer Vision and Pattern Recognition Conference (CVPR)*, 2021. 6
- [43] Shiwei Ren, Tianci Wen, Yongchun Fang, and Biao Lu. FastGS: Training 3D Gaussian Splatting in 100 Seconds. *arXiv:2511.04283*, 2025. 2
- [44] Olaf Ronneberger, Philipp Fischer, and Thomas Brox. U-Net: Convolutional networks for biomedical image segmentation. In *International Conference on Medical image computing and computer-assisted intervention*, 2015. 3
- [45] Samuel Rota Bulò, Lorenzo Porzi, and Peter Kotschieder. Revising Densification in Gaussian Splatting. In *European Conference on Computer Vision (ECCV)*, 2024. 2
- [46] Johannes Lutz Schönberger and Jan-Michael Frahm. Structure-from-Motion Revisited. In *Computer Vision and Pattern Recognition Conference (CVPR)*, 2016. 1, 2, 3
- [47] Richard Shaw, Youngkyoon Jang, Athanasios Papaioannou, Arthur Moreau, Helisa Dharmo, Zhensong Zhang, and Eduardo Pérez-Pellitero. Ico3d: An interactive conversational 3d virtual human. *International Journal of Computer Vision*, 134(4):161, 2026. 1
- [48] Jisu Shin, Richard Shaw, Seunghyun Shin, Zhensong Zhang, Hae-Gon Jeon, and Eduardo Perez-Pellitero. Chroma: Consistent harmonization of multi-view appearance via bilateral grid prediction. In *International Conference on Learning Representations (ICLR)*, 2026. 8
- [49] Jamie Shotton, Ben Glocker, Christopher Zach, Shahram Izadi, Antonio Criminisi, and Andrew Fitzgibbon. Scene coordinate regression forests for camera relocalization in rgb-d images. In *Proceedings of the IEEE conference on computer vision and pattern recognition*, pages 2930–2937, 2013. 6
- [50] Mile Sial. Pytorch-UNet: PyTorch implementation of the U-Net for image semantic segmentation. <https://github.com/milesial/Pytorch-UNet>

- [//github.com/milesial/Pytorch-UNet/](https://github.com/milesial/Pytorch-UNet/), 2025. Accessed: 2025-11-20. 1
- [51] Brandon Smart, Chuanxia Zheng, Iro Laina, and Victor Adrian Prisacariu. Splatt3R: Zero-shot Gaussian Splatting from Uncalibrated Image Pairs. *arXiv preprint arXiv:2408.13912*, 2024. 3
- [52] Stanislaw Szymanowicz, Christian Rupprecht, and Andrea Vedaldi. Splatter Image: Ultra-Fast Single-View 3D Reconstruction. *Computer Vision and Pattern Recognition Conference (CVPR)*, 2024. 2, 8
- [53] Thomas Tanay and Matteo Maggioni. Global Latent Neural Rendering. In *Computer Vision and Pattern Recognition Conference (CVPR)*, 2024. 2
- [54] Fabio Tosi, Yiyi Liao, Carolin Schmitt, and Andreas Geiger. SMD-Nets: Stereo Mixture Density Networks. In *Computer Vision and Pattern Recognition Conference (CVPR)*, 2021. 6
- [55] Shinji Umeyama. Least-squares estimation of transformation parameters between two point patterns. *IEEE Transactions on Pattern Analysis and Machine Intelligence*, 13(4):376–380, 1991. 6
- [56] Jianyuan Wang, Minghao Chen, Nikita Karaev, Andrea Vedaldi, Christian Rupprecht, and David Novotny. VGGT: Visual Geometry Grounded Transformer. In *Computer Vision and Pattern Recognition Conference (CVPR)*, 2025. 2, 3, 5, 6, 1
- [57] Shuzhe Wang, Vincent Leroy, Yohann Cabon, Boris Chidlovskii, and Jerome Revaud. DUS3R: Geometric 3D Vision Made Easy. In *Computer Vision and Pattern Recognition Conference (CVPR)*, 2024. 3
- [58] Weijie Wang, Donny Y Chen, Zeyu Zhang, Duochao Shi, Akide Liu, and Bohan Zhuang. Zpressor: Bottleneck-aware compression for scalable feed-forward 3dgs. *arXiv preprint arXiv:2505.23734*, 2025. 7
- [59] Weijie Wang, Yeqing Chen, Zeyu Zhang, Hengyu Liu, Haoxiao Wang, Zhiyuan Feng, Wenkang Qin, Zheng Zhu, Donny Y Chen, and Bohan Zhuang. VolSplat: Rethinking Feed-Forward 3D Gaussian Splatting with Voxel-Aligned Prediction. *arXiv preprint arXiv:2509.19297*, 2025. 2
- [60] Yunsong Wang, Tianxin Huang, Hanlin Chen, and Gim Hee Lee. FreeSplat: Generalizable 3D Gaussian Splatting Towards Free-View Synthesis of Indoor Scenes. In *Conference on Neural Information Processing Systems*, 2024. 2
- [61] Yunsong Wang, Tianxin Huang, Hanlin Chen, and Gim Hee Lee. FreeSplat++: Generalizable 3D Gaussian Splatting for Efficient Indoor Scene Reconstruction. *arXiv preprint arXiv:2503.22986*, 2025. 2
- [62] Yifan Wang, Jianjun Zhou, Haoyi Zhu, Wenzheng Chang, Yang Zhou, Zizun Li, Junyi Chen, Jiangmiao Pang, Chunhua Shen, and Tong He. π^3 : Permutation-Equivariant Visual Geometry Learning. *arXiv preprint arXiv:2507.13347*, 2025. 3
- [63] Zhou Wang, Alan C Bovik, Hamid R Sheikh, and Eero P Simoncelli. Image quality assessment: from error visibility to structural similarity. *IEEE Transactions on Image Processing*, 13(4):600–612, 2004. 5
- [64] Hongchi Xia, Yang Fu, Sifei Liu, and Xiaolong Wang. Rgbd objects in the wild: Scaling real-world 3d object learning from rgb-d videos. In *Proceedings of the IEEE/CVF Conference on Computer Vision and Pattern Recognition*, pages 22378–22389, 2024. 6
- [65] Haoifei Xu, Songyou Peng, Fangjinhua Wang, Hermann Blum, Daniel Barath, Andreas Geiger, and Marc Pollefeys. Depthsplat: Connecting gaussian splatting and depth. In *Computer Vision and Pattern Recognition Conference (CVPR)*, 2025. 2, 1
- [66] Zhen Xu, Zhengqin Li, Zhao Dong, Xiaowei Zhou, Richard Newcombe, and Zhaoyang Lv. 4DGT: Learning a 4D Gaussian Transformer Using Real-World Monocular Videos. In *Conference on Neural Information Processing Systems*, 2025. 2
- [67] Yao Yao, Zixin Luo, Shiwei Li, Jingyang Zhang, Yufan Ren, Lei Zhou, Tian Fang, and Long Quan. Blendedmvs: A large-scale dataset for generalized multi-view stereo networks. In *Proceedings of the IEEE/CVF conference on computer vision and pattern recognition*, pages 1790–1799, 2020. 6
- [68] Botao Ye, Sifei Liu, Haoifei Xu, Xueting Li, Marc Pollefeys, Ming-Hsuan Yang, and Songyou Peng. No Pose, No Problem: Surprisingly Simple 3D Gaussian Splats from Sparse Unposed Images. *arXiv preprint arXiv:2410.24207*, 2024. 1, 3
- [69] Baowen Zhang, Chuan Fang, Rakesh Shrestha, Yixun Liang, Xiaoxiao Long, and Ping Tan. RaDe-GS: Rasterizing Depth in Gaussian Splatting. *arXiv preprint arXiv:2406.01467*, 2024. 5
- [70] Kai Zhang, Sai Bi, Hao Tan, Yuanbo Xiangli, Nanxuan Zhao, Kalyan Sunkavalli, and Zexiang Xu. GS-LRM: Large Reconstruction Model for 3D Gaussian Splatting. *European Conference on Computer Vision (ECCV)*, 2024. 2
- [71] Richard Zhang, Phillip Isola, Alexei A Efros, Eli Shechtman, and Oliver Wang. The Unreasonable Effectiveness of Deep Features as a Perceptual Metric. In *Computer Vision and Pattern Recognition Conference (CVPR)*, 2018. 5
- [72] Shangzhan Zhang, Jianyuan Wang, Yinghao Xu, Nan Xue, Christian Rupprecht, Xiaowei Zhou, Yujun Shen, and Gordon Wetzstein. FLARE: Feed-forward Geometry, Appearance and Camera Estimation from Uncalibrated Sparse Views. In *Computer Vision and Pattern Recognition Conference (CVPR)*, 2025. 3

Off The Grid: Detection of Primitives for Feed-Forward 3D Gaussian Splatting

Supplementary Material

7. Supplementary video

We present novel view synthesis comparison with AnySplat [18] in the [supplementary video](#). Trajectories include both interpolated and extrapolated views. We show models that use 6 views and generate 30 views interpolated between each. In the middle of the generated video, we extrapolate views with a spiral trajectory. Please note that despite using the same code to generate trajectories for both methods, views are not exactly aligned due to the difference in camera poses. Our method exhibits more accurate geometry and sharper rendering in most scenes.

8. Implementation details on our method

For the 3D reconstruction backbone, we use VGGT-1B [56], starting from official checkpoints released by the authors. We remove the pointmap head that we don't use. We tried to use it instead of depth map but observed significantly inferior accuracy, especially for large number of images. Regarding the decoder, the UNet module uses the implementation of Pytorch-UNet [50] with 13 input channels (3 for RGB, 2 for depth and depth confidence, and 8 for unpatchified latent features and 32 output channels. The h_{det} and h_{desc} heads process features with input image resolution through 3 convolutional layers with ReLU intermediate activations and 32 channels. Detection features are transformed into heatmaps through a softmax with temperature 0.2. Importantly, we remind that softmax is not applied over channels dimension but over spatial dimension at a patch level. Bilinear interpolation is done with Pytorch `grid.sample` function with `padding_mode` set to border.

9. Depth estimation

We present a qualitative evaluation of depth, shown in Fig. 9. The first two rows show examples from Charge, whereas next rows are from DL3DV where ground truth depth is not available.

First, on Charge, we observe accurate and highly similar depth maps between pre-trained VGGT and our fine-tuned version on this synthetic dataset. The main difference is observed on background areas (see second row, where our method is better aligned with GT for foreground areas but background is predicted too close, degrading metrics). On DL3DV, we observe more insights and failure cases from the pre-trained VGGT model. First, this model is quite sensitive to specularities and create holes on flat but highly reflective surfaces (see rows 3, 5 and 6). Then, during the supervised training of this model, sky pixels were masked out, resulting in close depth estimation for these pixels (row 4), which is not compatible with our rendering task. We also sometimes observe inaccuracy on some flat surfaces (e.g. the ceiling in row 7) without clear reasons. All these failures create geometrically inaccurate models with floating artefacts when we start to train our method. We observe that self-supervised fine-tuning through rendering is able to address these issues and obtain more accurate depth maps without holes, for both our method and AnySplat [18],

to a lesser degree. We observe that AnySplat depth maps are less accurate than ours, one recurrent artefact being edges appearing where depth is continuous (see row 4). DepthSplat [65] also claims to learn a depth estimation module from rendering but its accuracy is not comparable with VGGT-based models.




Figure 9. Qualitative results of our method compared with several SoTA on depth estimation.