

The Direct Search Experiment for Light Dark Matter (DELIGHT): Overview and Perspectives

Melih Solmaz^{a,*} on behalf of the DELIGHT collaboration

^a*Kirchhoff-Institute for Physics, Heidelberg University, 69120 Heidelberg, Germany*

E-mail: melih.solmaz@kip.uni-heidelberg.de

Driven by the null results in the searches for dark matter, the field of direct dark matter detection is constantly evolving to push new frontiers. Ultimately, a vast parameter space for dark matter masses below a few GeV is yet to be explored. That said, low mass dark matter candidates necessitate novel detector designs with lower thresholds and alternative target materials. The Direct search Experiment for Light dark matter (DELIGHT) will deploy a target of superfluid ^4He instrumented with large area microcalorimeters (LAMCALs) based on magnetic microcalorimeter (MMC) technology in a setup optimized for low mass dark matter searches. This paper presents an overview of this novel upcoming experiment, including detection technology, sensitivity goals and R&D studies.

*19th International Conference on Topics in Astroparticle and Underground Physics (TAUP2025)
24–30 Aug 2025
Xichang, China*

*Speaker

1. Motivation

No compelling evidence of dark matter (DM)-induced signal detection has been observed to date but significant progress has been made in probing the parameter space for thermally produced DM. The following points encapsulate the current landscape of DM direct detection searches [1]: (i) The best limits were set by liquid xenon experiments [2–4], which target DM masses between 10 GeV and 1 TeV. (ii) Several experiments improved the limits at GeV and sub-GeV masses thanks to their low threshold [5–7]. (iii) Despite these achievements, a significant portion of the sub-GeV DM parameter space has not yet been explored, motivating experimental efforts to focus on the search for light DM (LDM) particles [8].

Direct detection experiments commonly hunt for nuclear recoil (NR) signals caused by the elastic scattering of DM particles. The NR spectrum varies with the DM and target nucleus masses. For a 1 GeV LDM scenario, the NR spectra on the currently used targets, such as xenon and silicon, remain confined to recoil energies ≤ 0.5 keV. However, considering helium, the upper bound of the NR spectrum is slightly above 2 keV. Specifically, a low-mass target such as helium provides a more efficient momentum transfer, thereby enhancing the sensitivity to LDM.

The advantage of ^4He as a potential target is not limited to the recoil energy enhancement. It is conveniently scalable, it has no intrinsic long-lived isotopes, and it is self-purified at superfluid temperatures as the contaminants are frozen out. Furthermore, superfluid helium produces multiple distinct signals following an energy deposit [9]. The energy is distributed among three channels, namely heat, excitation, and ionization. Heat generates phonons and rotons, jointly referred to as quasiparticles. Excitation mostly creates infrared (IR) photons, singlet and triplet helium excimers. Singlet states decay almost instantly, producing ultraviolet (UV) photons. The triplet state has a long lifetime of about 13 s, producing delayed UV scintillation. In the case of ionization under zero electric field, singlets (prompt UVs) and triplets (delayed UVs) are generated upon recombination.

Based on these attractive features, superfluid ^4He was previously proposed as a target material for LDM searches [10, 11]. The Direct search Experiment for Light Dark Matter, DELIGHT, is a proposed superfluid ^4He -based particle detector to search for elusive NR signals induced by sub-GeV DM particles [12]. The DELIGHT Collaboration is currently laying the groundwork for this novel LDM direct detection technology and is composed of three German institutions: Heidelberg University, Karlsruhe Institute of Technology, and University of Freiburg.

2. DELIGHT Detector

Figure 1 illustrates the DELIGHT cell for Phase-I of the experiment, which has a pancake-type geometry. The cell is equipped with two wafer calorimeter arrays, one submerged in liquid and the other in vacuum. As can be inferred from Section 1, the signal generated in the superfluid ^4He has essentially two components: scintillation and quasiparticles. The scintillation signal consists of prompt IR photons and prompt and delayed UV photons. The liquid medium is entirely transparent to these photons, which can thus reach both the top and bottom sensor array. No scintillation occurs below 19.8 eV (i.e., the first excited state energy of He).

Regarding quasiparticles, they propagate ballistically inside helium at a speed of 150-200 m/s. Thus, they produce slow signals as opposed to the scintillation. The phenomenon of “quantum

evaporation” plays a central role in the detection of quasiparticles [9]. When a quasiparticle reaches the vacuum interface with an energy greater than the helium binding energy (0.62 meV) to the liquid surface, it can evaporate a single ^4He atom into the vacuum. The evaporated atom travels to one of the wafer calorimeters in the top array and is adsorbed onto the wafer surface. The adsorption releases $O(10)$ meV of material-dependent energy that is identical to the binding energy of helium to the wafer material. Consequently, signal amplification ≥ 10 is accomplished. It should be emphasized that the pancake design maximizes the quantum evaporation efficiency as shown by simulations, enabling access to a nuclear recoil energy threshold notably below 100 eV.

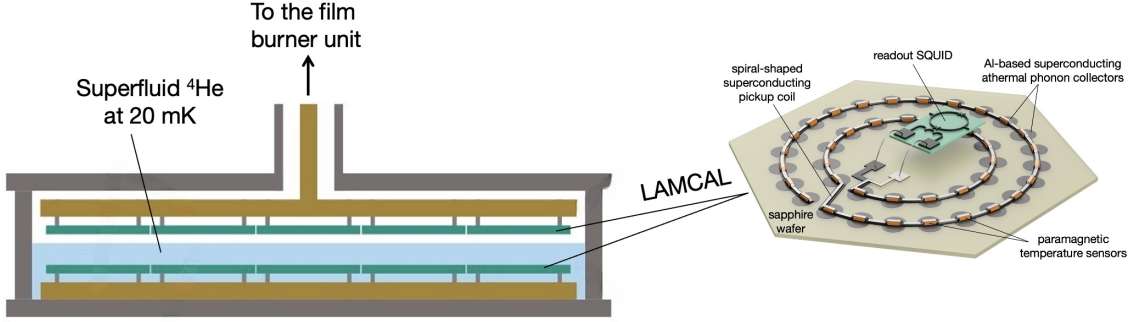


Figure 1: Sketch of the DELIGHT Phase-I detector. Left: Pancake geometry of the helium cell with top and bottom LAMCAL array. Right: Schematic of a large area microcalorimeter (LAMCAL).

As an inherent property, superfluid helium creeps up along the inner walls of its container in the form of a thin film. Importantly, the aforementioned amplification gain is attained, only if the surface of the top sensor array is kept He-film free. Failing to do so would decrease the gain. To address this issue, we will instrument a film burner unit on top of the cell [13, 14]. The fundamental aspect of this system is to restrict the flow of the helium film down to the top wafer calorimeters through evaporation of helium atoms, which ascend along the walls toward the film burner.

The sensitive top and bottom arrays will be a collection of large area microcalorimeters (LAMCALs). The inset of figure 1 shows what constitutes each LAMCAL. LAMCALs are assembled on sapphire wafers. When UV photons or quasiparticles deposit energy in the wafer, phonons are generated and subsequently collected by dedicated phonon collectors. This leads to a temperature increase in the paramagnetic sensors, magnetic microcalorimeters (MMCs) [15]. MMCs transduce the temperature rise into a change of magnetization, which is read out by a superconducting quantum interference device (SQUID). DELIGHT members made exceptional advancements in this technology. They demonstrated that MMCs, designed specifically for x-ray detection, achieve a world-leading full width at half maximum (FWHM) resolution of 1.25 eV at 5.9 keV [16, 17]. As a baseline scenario, the DELIGHT LAMCALs are projected to have a FWHM baseline resolution of 2.5 eV and an energy threshold of ~ 5 eV, equivalent to about 5σ baseline resolution.

3. From Foundation to Expansion: DELIGHT Phase I-II

In phase-I, DELIGHT will be located at the Vue-des-Alpes (VdA) underground laboratory [18], a shallow lab in Switzerland with 230 m of rock overburden (~ 630 mwe). It hosts a low-background

facility for gamma spectrometry, GeMSE [19], which is operated by collaboration members. Radioassay of various potential DELIGHT materials with GeMSE has started.

Alongside this, a dedicated simulation framework has also been developed to provide the foundational basis for the DELIGHT experiment. A preliminary geometry was implemented in Geant4, including the dilution refrigerator and the film burner. As part of simulation efforts, the Collaboration originated a Monte Carlo formalism that describes signal formation and partitioning in superfluid ^4He [9]. The work demonstrates that the target has a great potential to differentiate NR events from electronic recoil (ER) events. Moreover, specific quasiparticle characteristics—such as their complex dispersion relations, quantum evaporation, and interactions with solid surfaces [20]—were incorporated into the Geant4 simulations. The simulation framework enables the generation of NR/ER event traces across a range of energies for a DELIGHT setup with LAMCAL readout.

To determine the experimental sensitivity, we established a preliminary yet comprehensive background model, taking radiogenics owing to the detector components and the laboratory, solar neutrinos, photonuclear processes and muon-induced events into account. The simulations were conducted without incorporating any external passive shield against the lab background. As illustrated in figure 2 (left), the ER(NR) background goal for the first phase of DELIGHT is 10(1) events/(keV·kg·day). Simulations suggest that this goal can be reached through moderate shielding, providing a factor of 10^3 reduction of laboratory background. Figure 2 (left) also indicates that the NR background rates from solar neutrinos (gray) and photonuclear events (black) can be afforded for phase-I. The phase-II background goals are two orders of magnitude lower in relation to phase-I.

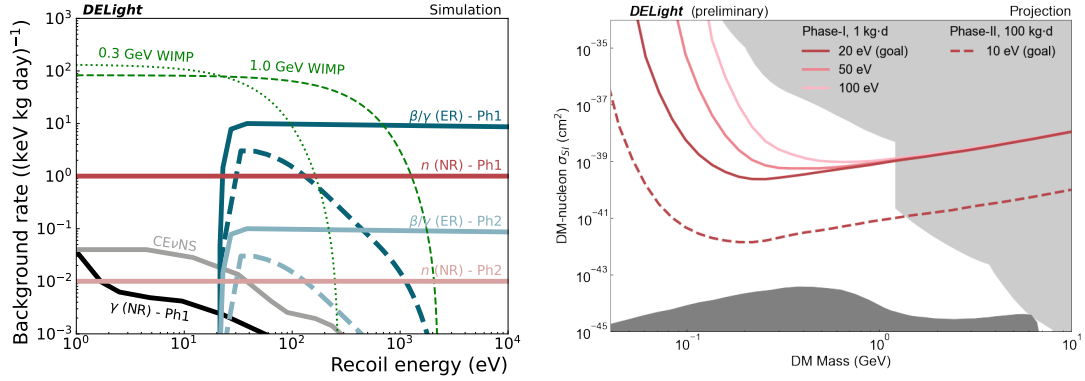


Figure 2: (Left) DELIGHT background goals for phase-I/II (solid lines). The dashed dark(light) blue line is the phase-I(II) ER goal background after a rudimentary ER/NR discrimination cut, drawn for instructive purposes. (Right) Sensitivity projections at 90% CL for DELIGHT phase-I/II at the goal background-levels without ER/NR discrimination.

The energy threshold goal of DELIGHT is 20 eV for phase-I. The preliminary simulations show that if the baseline LAMCAL energy resolution, stated in section 2, is achieved, this threshold goal is a conservative assumption. During phase-I, DELIGHT is expected to run at this threshold with 1 L of superfluid ^4He target to reach 1 kg·day exposure. The phase-I sensitivity goal is shown in figure 2 (right). Additionally, figure 2 (right) implies that even more conservative thresholds of 50 eV and 100 eV will produce competitive limits. For phase-II, a target volume of 10 L is planned.

The objective is to produce a front-running limit, as illustrated in figure 2 (right), at an energy threshold of 10 eV with an exposure of 100 kg·day.

4. DELight Demonstrator

The Collaboration assembled an R&D helium cell to test and demonstrate the functioning of key parts of DELight, which is called “DELIGHT Demonstrator”. It is a cell holding ~ 300 ml equipped with an MMC and a heater, as illustrated in figure 3 (left). The Demonstrator enables among other things testing the level meter and the study of the sensor behavior in superfluid ^4He along with the development of pulse recognition and event reconstruction methods. It also serves as a platform to investigate the possibility of measuring quasiparticle signals in liquid through monitoring the sensor response to heater pulses. The transmission of quasiparticles into the submerged MMC is expected to be strongly suppressed by the extremely large Kapitza resistance [20]. Until now, the Collaboration constructed and commissioned the leak-tight cell, as shown in figure 3 (right) and operates it with superfluid ^4He at ~ 15 mK. The analysis of the first measurements with the immersed MMC is presently underway.




Figure 3: (Left) Interior of the DELight Demonstrator cell filled with ~ 300 ml helium (purple). (Right) Picture of the DELight Demonstrator attached to the dilution refrigerator. Image credit: Florian Freundt.

5. Conclusion

Motivated by the null results in DM searches, the domain of the DM direct detection is pushed towards sub-GeV mass scales. The Direct search Experiment for Light Dark Matter, DELight, is a proposed experiment to search for elusive NR signals induced by LDM particles. DELight employs a superfluid ^4He cell equipped with LAMCAL arrays to detect UV scintillation and quasiparticles as a result of particle interactions. In its phase-I (1 L of superfluid ^4He), DELight aims to reach an energy threshold of 20 eV and produce a world-leading LDM search limit with an exposure of 1 kg·day. Initial studies show that DELight will still yield competitive limits even for moderate threshold scenarios of 50 eV and 100 eV. Furthermore, an R&D cell, the DELight Demonstrator, was assembled and successfully commissioned to establish the proof-of-principle for several key aspects of the experiment.

Acknowledgments

This work was supported by the Heidelberg Karlsruhe Strategic Partnership (HEiKA STAR). We also acknowledge the support through the Alexander von Humboldt Foundation.

References

- [1] PARTICLE DATA GROUP COLLABORATION collaboration, S. Navas et al., *Review of particle physics*, *Phys. Rev. D* **110** (Aug, 2024) 030001.
- [2] LZ collaboration, J. Aalbers et al., *First Dark Matter Search Results from the LUX-ZEPLIN (LZ) Experiment*, *Phys. Rev. Lett.* **131** (2023) 041002, [2207.03764].
- [3] XENON collaboration, E. Aprile et al., *First Dark Matter Search with Nuclear Recoils from the XENONnT Experiment*, *Phys. Rev. Lett.* **131** (2023) 041003, [2303.14729].
- [4] PANDAX-4T collaboration, Y. Meng et al., *Dark Matter Search Results from the PandaX-4T Commissioning Run*, *Phys. Rev. Lett.* **127** (2021) 261802, [2107.13438].
- [5] CRESST collaboration, A. H. Abdelhameed et al., *First results from the CRESST-III low-mass dark matter program*, *Phys. Rev. D* **100** (2019) 102002, [1904.00498].
- [6] DARKSIDE-50 collaboration, P. Agnes et al., *Search for low-mass dark matter WIMPs with 12 ton-day exposure of DarkSide-50*, *Phys. Rev. D* **107** (2023) 063001, [2207.11966].
- [7] XENON collaboration, E. Aprile et al., *Search for Coherent Elastic Scattering of Solar ^8B Neutrinos in the XENON1T Dark Matter Experiment*, *Phys. Rev. Lett.* **126** (2021) 091301, [2012.02846].
- [8] S. Knapen, T. Lin and K. M. Zurek, *Light Dark Matter: Models and Constraints*, *Phys. Rev. D* **96** (2017) 115021, [1709.07882].
- [9] DELIGHT collaboration, F. Toschi et al., *Signal partitioning in superfluid He4: A Monte Carlo approach*, *Phys. Rev. D* **111** (2025) 032013, [2410.13684].
- [10] R. E. Lanou, H. J. Maris and G. M. Seidel, *SUPERFLUID HELIUM AS A DARK MATTER DETECTOR*, in *23rd Rencontres de Moriond: Astronomy: Detection of Dark Matter*, pp. 75–83, 1988.
- [11] J. S. Adams, S. R. Bandler, S. M. Brouer, C. Enss, R. E. Lanou, H. J. Maris et al., *'HERON' as a dark matter detector?*, in *31st Rencontres de Moriond: Dark Matter and Cosmology, Quantum Measurements and Experimental Gravitation*, pp. 131–136, 1996.
- [12] B. von Krosigk et al., *DELIGHT: A Direct search Experiment for Light dark matter with superfluid helium*, *SciPost Phys. Proc.* **12** (2023) 016, [2209.10950].
- [13] R. Torii, S. R. Bandler, T. More, F. S. Porter, R. E. Lanou, H. J. Maris et al., *Removal of superfluid helium films from surfaces below 0.1 K*, *Review of Scientific Instruments* **63** (01, 1992) 230–234.

- [14] J. S. Adams, A. Fleischmann, Y. H. Huang, Y. H. Kim, R. E. Lanou, H. J. Maris et al., *Progress on HERON: A real-time detector for $p - p$ solar neutrinos*, *AIP Conf. Proc.* **533** (2000) 112–117.
- [15] S. Kempf, A. Fleischmann, L. Gastaldo and C. Enss, *Physics and Applications of Metallic Magnetic Calorimeters*, *Journal of Low Temperature Physics* **193** (Nov., 2018) 365–379.
- [16] M. Krantz, F. Toschi, B. Maier, G. Heine, C. Enss and S. Kempf, *Magnetic microcalorimeter with paramagnetic temperature sensors and integrated dc-squid readout for high-resolution x-ray emission spectroscopy*, *Applied Physics Letters* **124** (01, 2024) 032601.
- [17] F. Toschi, B. Maier, G. Heine, T. Ferber, S. Kempf, M. Klute et al., *Optimum filter-based analysis for the characterization of a high-resolution magnetic microcalorimeter*, *Phys. Rev. D* **109** (2024) 043035, [[2310.08512](#)].
- [18] Y. Gonin, J. Busto and J.-L. Vuilleumier, *The “la vue-des-alpes” underground laboratory*, *Review of Scientific Instruments* **74** (11, 2003) 4663–4666.
- [19] D. R. García, D. Baur, J. Grigat, B. A. Hofmann, S. Lindemann, D. Masson et al., *GeMSE: a low-background facility for gamma-spectrometry at moderate rock overburden*, *JINST* **17** (2022) P04005, [[2202.06540](#)].
- [20] S. A. Hertel, A. Biekert, J. Lin, V. Velan and D. N. McKinsey, *Direct detection of sub-GeV dark matter using a superfluid ^4He target*, *Phys. Rev. D* **100** (2019) 092007, [[1810.06283](#)].