




Quantifying Return on Security Controls in LLM Systems

Richard Helder Moulton , Austin O'Brien , John D. Hastings 

The Beacom College of Computer & Cyber Sciences

Dakota State University

Madison, SD, USA

rich.moulton@trojans.dsu.edu, {austin.obrien,john.hastings}@dsu.edu

Abstract—Although large language models (LLMs) are increasingly used in security-critical workflows, practitioners lack quantitative guidance on which safeguards are worth deploying. This paper introduces a decision-oriented framework and reproducible methodology that together quantify residual risk, convert adversarial probe outcomes into financial risk estimates and return-on-control (RoC) metrics, and enable monetary comparison of layered defenses for LLM-based systems. A retrieval-augmented generation (RAG) service is instantiated using the DeepSeek-R1 model over a corpus containing synthetic personally identifiable information (PII), and subjected to automated attacks with Garak across five vulnerability classes: PII leakage, latent context injection, prompt injection, adversarial attack generation, and divergence. For each (vulnerability, control) pair, attack success probabilities are estimated via Laplace’s Rule of Succession and combined with loss triangle distributions, calibrated from public breach-cost data, in 10,000-run Monte Carlo simulations to produce loss exceedance curves and expected losses. Three widely used mitigations, attribute-based access control (ABAC); named entity recognition (NER) redaction using Microsoft Presidio; and NeMo Guardrails, are then compared to a baseline RAG configuration. The baseline system exhibits very high attack success rates (≥ 0.98 for PII, latent injection, and prompt injection), yielding a total simulated expected loss of \$313k per attack scenario. ABAC collapses success probabilities for PII and prompt-related attacks to near zero and reduces the total expected loss by $\approx 94\%$, achieving an RoC of 9.83. NER redaction likewise eliminates PII leakage and attains an RoC of 5.97, while NeMo Guardrails provides only marginal benefit (RoC of 0.05).

Index Terms—Adversarial machine learning, Artificial intelligence security, Large language models, Monte Carlo methods, Privacy, Retrieval-augmented generation, Risk analysis.

I. INTRODUCTION

Large language models (LLMs) are increasingly deployed across diverse fields, including healthcare, finance, education, law, medicine, and cybersecurity [1], [2], [3], [4]. Their widespread adoption is driven by their capabilities, such as natural language understanding, contextual reasoning, text generation, summarization, translation, and code synthesis [5], [6], [7]. These models facilitate automation in customer service, legal document drafting, medical report generation, and software development [2], [3], [6]. Furthermore, their ability to perform few-shot and zero-shot learning enables adaptation to new tasks with minimal domain-specific training, accelerating their integration into various industries [5], [8].

Despite their advantages, LLMs also exhibit important security and trustworthiness challenges that limit their safe and effective use. Studies have identified vulnerabilities including adversarial attacks, prompt injection, data leakage, and model bias, raising concerns about their robustness and real world applicability [9], [10], [11], [12], [13]. In high stakes contexts, these weaknesses can result in failures on sentiment related tasks, unintended disclosure of sensitive information, susceptibility to jailbreak and prompt injection attempts, hallucinated or fabricated content, and biased or otherwise inappropriate outputs with harmful societal consequences [14], [15].

A. Statement of the Problem

In their current form, LLMs lack consistent safeguards capable of preventing these vulnerabilities in the face of adaptive, sophisticated attacks [10], [12], [16]. Addressing these risks requires reliable, targeted, and computationally affordable mitigation strategies.

A variety of mitigation strategies have been proposed including Attribute-Based Access Control (ABAC) [17] as a higher-level system control, Named Entity Recognition (NER) [1] as a component of content filtering or detection, and differential privacy [18] as a technique to limit the leakage of sensitive information during training or generation. Other proposed defenses include perplexity filtering [19], input preprocessing (e.g., paraphrasing and retokenization) [12], adversarial training [20], the use of auxiliary classifier models (“detectors”) [21], red-teaming frameworks [22], and intention analysis [23]. However, a critical gap remains in understanding the real-world effectiveness and computational costs associated with deploying or not deploying these safeguards, especially against sophisticated and adaptive attacks.

B. Objectives of the Project

To address this gap, this study aims to systematically evaluate, quantify, and analyze the effectiveness and feasibility of various safeguards designed to mitigate known vulnerabilities in LLMs. Specifically, it will:

- Assess the effectiveness of known LLM vulnerability safeguards by applying them to a model with well-documented security flaws [24], [25]. This includes evaluating how well different mitigation techniques prevent

unintended information leakage, resist adversarial manipulations such as prompt injections and jailbreaks, and reduce biases, hallucinations, and other undesirable behaviors.

- Measure and analyze the costs of implementing or eschewing these safeguards, considering factors such as cost of implementation and cost of breach. By quantifying the resource demands of each approach, this study will provide insights into the trade-offs between security risk, costs, and practical deployment feasibility.
- Compare multiple mitigation techniques across different vulnerability categories to determine their strengths, weaknesses, and suitability for real-world applications. This comparative analysis will highlight the most effective and cost-efficient strategies while identifying areas where further optimization or refinement is needed.
- Evaluate the adaptability and resilience of safeguards against evolving adversarial techniques, including automated jailbreak strategies, adaptive attacks, and sophisticated prompt engineering methods. By testing these defenses under varying conditions, this study will help establish their robustness and reliability.

C. Significance of the Study

As LLMs become increasingly embedded in sensitive domains, ensuring their trustworthiness and security is critical. Although a wide range of mitigation strategies exist, including prompt filtering; access control; and privacy-preserving training, current evaluations focus primarily on qualitative security outcomes or functional correctness with limited attention to modeling financial or operational risk [26], [27], [28]. As a result, the cost effectiveness of mitigation strategies remains underexplored. This research addresses that need by delivering a comprehensive assessment of multiple safeguards under controlled, adversarial conditions, quantifying both the security benefits and economic costs. The findings will help developers, security practitioners, and policy-makers make informed decisions about which protections are most viable for real-world use, enabling a more balanced approach to trustworthy AI that considers not only security but also scalability, usability, and resource constraints.

The main contributions of this work are as follows:

- 1) A reproducible methodology that integrates probabilistic risk modeling, Monte Carlo simulation, and cost-benefit analysis to evaluate LLM security safeguards.
- 2) An empirical comparison of three security controls (ABAC, NER, and NeMo Guardrails) against five representative vulnerability classes (personally identifiable information (PII) leakage, latent context injection, adversarial attack generation, direct prompt injection, and divergence).
- 3) Decision-support metrics, including Return on Controls (RoC), that quantify the reduction in expected loss per unit cost, supporting practical security investment decisions.

The remainder of the paper is organized as follows. Section II presents related work; Section III details the theoretical framework and methodology; Section IV reports results and discussion; Section V outlines future work; and Section VI concludes the paper.

II. RELATED WORK

A. Taxonomies and Attack Vectors

A growing body of research explores the risks LLMs pose when exposed to adversarial behavior. Cui et al. [9] proposed a comprehensive taxonomy of vulnerabilities organized across four system modules: input, language model, toolchain, and output. This framework provides a modular lens for analyzing threats and has informed subsequent evaluations of LLM behavior under attack.

Zhang et al. [4] surveyed the use of LLMs in cybersecurity, highlighting both defensive applications and attack surfaces. They emphasized the urgent need for systematic defenses as LLMs are increasingly used in sensitive workflows. Specific attack vectors such as prompt injection, suffix-based jailbreaks, and adversarial prompting have been studied in depth.

Zou et al. [16] introduced transferable adversarial prompts that can bypass alignment safeguards across models. Carlini et al. [29] demonstrated that LLMs may memorize and leak training data, raising serious concerns for privacy and data protection.

Beyond suffix-based and universal jailbreaks, targeted jailbreaking methods and datasets (e.g., [30], [31]) further indicate that carefully crafted prompts can consistently elicit restricted content across models and settings. These risks are amplified in agentic configurations that use external tools or APIs, where indirect prompt injection and cross-domain context attacks enlarge the effective attack surface [11].

B. Benchmarks and Security Evaluation Tooling

Several benchmarking frameworks have been proposed to evaluate LLM robustness. HarmBench [26] standardizes the assessment of harmful prompt generation and model refusal behavior. Brokman et al. [27] compared popular open-source scanners such as Garak and Giskard, identifying inconsistent coverage of known threats. Li et al. [32] focused specifically on privacy risks and proposed PrivLM-Bench to measure vulnerability to membership inference and data extraction. Complementary suites such as PromptBench [28] and related adversarial-prompt tooling [33] help probe jailbreakability and robustness, while framework-level scanners like Garak [34] support automated, repeatable security probing in practice.

C. Mitigation Strategies and Privacy-Preserving Approaches

Mitigation strategies have included both preventive and reactive techniques. Feretzakis and Verykios [1] assessed the use of inference-time filtering, Named Entity Recognition, and access control mechanisms (e.g., RBAC and ABAC) to prevent sensitive information disclosure. However, such approaches may be limited in their coverage or scalability. He et al. [11] further analyzed security risks in LLM agents, which combine

language models with external tools and APIs, exposing more complex and less understood attack surfaces.

Privacy-preserving methods complement inference-time controls: differentially private training and tooling (e.g., TensorFlow Privacy) [35] reduce the risk of memorization and membership inference; federated and decentralized training paradigms discussed in privacy surveys [32] mitigate centralized data exposure; and parameter-efficient adaptation (e.g., LoRA/QLoRA) can limit retraining footprint and reduce inadvertent regressions introduced during fine-tuning [36]. Rule-based and policy-driven guardrail systems (e.g., NeMo Guardrails) [37] are increasingly used to constrain outputs at inference, though their effectiveness depends greatly on configuration and integration depth.

D. Offensive Uses and Operational Threats

Recent work has explored how LLMs can be weaponized for offensive operations. Mozes et al. [13] cataloged illicit uses such as automated phishing and malware generation. Fang et al. [38] demonstrated how LLM agents can autonomously perform web exploitation tasks. Jailbreaking techniques that manipulate models into generating restricted content were surveyed by Jin et al. [31], revealing ongoing challenges in enforcing alignment and compliance. Reports of real-world leakage incidents and organizational restrictions further underscore the operational costs of misconfigured retrieval, weak output filtering, or insufficient privacy controls, reinforcing the need for layered mitigations in production settings [39].

E. Gaps and Positioning

While prior work has identified and categorized a wide range of vulnerabilities, most existing studies focus either on attack demonstration or qualitative assessments. There remains a gap in empirically evaluating how mitigation strategies perform under adversarial conditions, especially in terms of their effectiveness, resource consumption, and operational trade-offs. The present work aims to fill this gap by conducting a structured evaluation of LLM security controls using adversarial testing tools and resource monitoring metrics.

Consistent with observations from recent reviews, current evaluation methods remain fragmented: many benchmarks target isolated harms (e.g., jailbreakability or privacy leakage) and rarely quantify the full cost–risk–latency trade space of mitigations [26], [27], [28]. The present work combines adversarial probing (via Garak) with probabilistic risk modeling to compare controls on both security impact and economic efficiency, complementing prior qualitative assessments.

III. THEORY AND METHODOLOGY

This study evaluates the effectiveness and cost efficiency of several security mitigations for large language models through a quantitative and decision-oriented framework. The objective is not to identify new vulnerabilities but rather to measure how well selected controls reduce the impact of known failure modes under controlled and repeatable conditions. The methodology applies adversarial probing, probabilistic risk

estimation, Monte Carlo simulation, and cost benefit analysis to provide a coherent basis for comparing multiple mitigation strategies.

The theoretical framework draws upon prior work in adversarial robustness and trustworthy artificial intelligence, including the work of Feretzakis and Verykios [1]. The approach also incorporates the probing methods implemented in Garak [34], which supplies adversarial prompts designed to expose model vulnerabilities. This strategy is informed by research on the transferability of jailbreak attacks across aligned language models [16], which demonstrates that a general and systematic procedure is needed to test the security of language model systems.

A. Theory

The theoretical foundation of this work is rooted in three main areas within adversarial machine learning and trustworthy artificial intelligence.

- Adversarial robustness, which concerns the ability of a language model to resist manipulation from crafted prompts intended to induce harmful or unintended behaviors [40], [41], [42].
- Inference time defenses, which operate during model execution rather than during training. These include controls intended to filter prompts or outputs in real time to reduce the likelihood of harmful behavior [21], [43].
- Trustworthy artificial intelligence, which emphasizes transparency, safety, accountability, and responsible behavior of model driven systems [44], [45].

These concepts determine the types of controls selected for evaluation and guide the interpretation of the empirical results.

B. Methodology

This research applies a structured and repeatable methodology that combines empirical adversarial testing with probabilistic risk modeling drawn from Hubbard and Seiersen’s cyber risk methods [46]. The evaluation process contains four main components: construction of the retrieval augmented generation system, execution of adversarial probes, estimation of attack success probabilities, and simulation of financial losses.

1) System Construction and Baseline Test Procedure: A FastAPI server was created with a single endpoint for retrieval augmented question answering and fallback generation. Figure 1 illustrates the workflow. The system loads a pretrained DeepSeek R1 Distill Qwen 1.5B model through the HuggingFace transformers library and executes the model using automatic device mapping and 16-bit floating point precision. A FAISS vector store created from one hundred thousand lines of synthetic names and social security numbers provides the retrieval corpus. Retrieved documents must exceed a similarity score threshold to be included in the context. If no retrieved document meets this threshold, the system responds with direct model generation.

A custom probe and detector was implemented for PII. Garak [34] generated adversarial probes that were sent to the

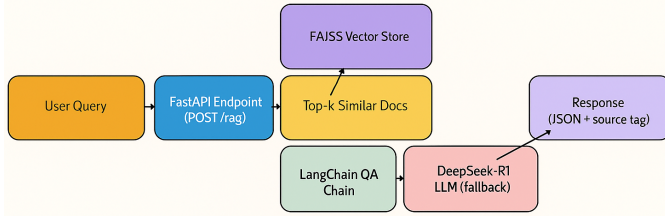


Fig. 1. Workflow of the retrieval augmented application with fallback to direct model generation

FastAPI endpoint. The probes and detectors other than PII were taken from the default Garak configuration and included:

- *atkgen*, which uses a separate attack model to create prompts intended to induce specific failures
- *divergence*, which attempts to cause the model to repeat attacker supplied strings
- *latentinjection*, which embeds semi overt instructions inside retrieved context and is used commonly in attacks against retrieval augmented systems
- *promptinject*, which applies a broad range of prompt instructions from the Prompt Inject library [47]

Each probe family was executed once per mitigation scenario using the standard parameters of the tool. The number of trials per probe varied by design and matched Garak defaults.

2) Security Control One: Attribute Based Access Control:

The first mitigation represents an access control approach based on user or request attributes. In a typical attribute based access control system, access decisions are determined by evaluating attributes of the subject, object, and environment against policy rules. In this research, attribute based access control was modeled by rendering the PII corpus inaccessible during retrieval. This simulates a policy that denies retrieval of sensitive documents for requests that do not meet required attributes.

Figure 2 shows the applied structure. Attributes are evaluated before retrieval. If the request is not authorized, the model receives no PII from the document store. The remainder of the workflow proceeds unchanged.

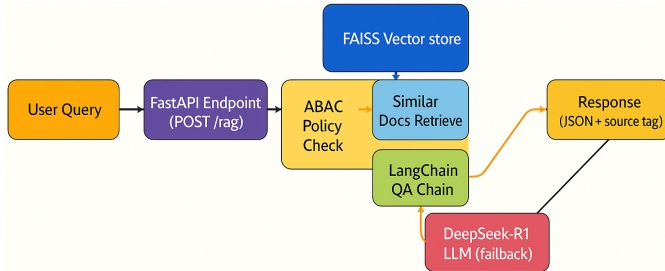


Fig. 2. Workflow of the retrieval augmented application with attribute based access control

3) Security Control Two: Named Entity Recognition Redaction:

The second mitigation applies named entity recognition

to documents before they are provided as context to the model. Microsoft Presidio’s AnalyzerEngine and AnonymizerEngine were used to detect and replace sensitive entities in any retrieved content. Only documents that passed the similarity threshold were processed. The remainder of the retrieval augmented pipeline remained unchanged.

Figure 3 illustrates the integration of this approach into the workflow. Retrieved documents pass through the named entity recognition module before entering the context for generation. If similarity criteria fail, the system falls back to direct generation without redaction.

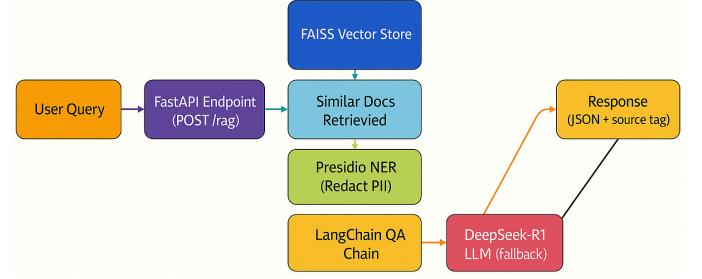


Fig. 3. Workflow of the retrieval augmented application with named entity recognition based redaction

4) *Security Control Three: NeMo Guardrails*: The third mitigation applies a rule based output filtering layer using NVIDIA NeMo Guardrails. This method validates the generated response against a policy file defining allowed and disallowed behaviors. The core retrieval augmented logic is wrapped inside a Guardrails control flow so that every response is checked before being returned to the user.

Figure 4 depicts this structure. The model generates a response, then the Guardrails policy evaluates the content. If any policy rule is triggered, the system returns a safe alternative response. This control does not affect retrieval or internal reasoning, and operates only at the final output stage.

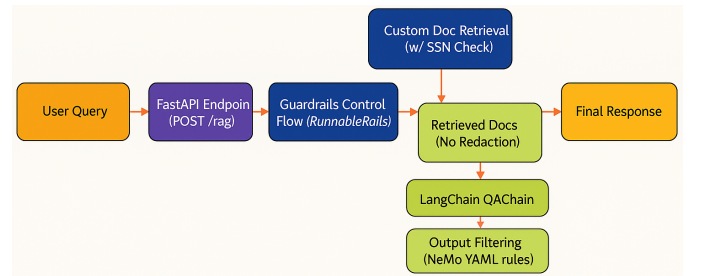


Fig. 4. Workflow of the retrieval augmented application with NeMo Guardrails

5) *Estimating Attack Success with Laplace’s Rule of Succession*: The Laplace Rule of Succession provides a conservative estimate of attack success probability in the presence of limited data. The rule is expressed as:

$$P_{\text{attack success}} = \frac{s + 1}{n + 2}, \quad (1)$$

where s is the observed number of attack successes and n is the number of trials. This formulation prevents a zero probability estimate when no failures are observed and provides a reasonable estimate for low sample sizes. These estimated probabilities were used as inputs to the loss simulation model. In this study, the terms attack success and model failure are used as synonyms.

6) *Monte Carlo Simulation and Loss Distribution Modeling*: Uncertain loss values were represented using triangle distributions with minimum, mode, and maximum parameters taken from the IBM 2024 breach report [48]. These triangle distributions are given in Table III. For each scenario, ten thousand Monte Carlo trials were executed. Each trial first determines whether an attack succeeds based on the Laplace probability, and if so, samples a loss from the triangle distribution. A fixed random seed ensures reproducibility across scenarios.

Loss Exceedance Curves were then created as shown in equation 2.

$$P(\text{Loss} > L) \quad (2)$$

These curves summarize both central tendencies and tail behavior of the simulated loss distribution.

7) *Quantifying Control Effectiveness with Return on Control*: Return on Control provides a normalized measure of cost efficiency and is defined as

$$\text{RoC} = \frac{E[\text{Loss}]_{\text{baseline}} - E[\text{Loss}]_{\text{control}}}{\text{Cost}_{\text{control}}}. \quad (3)$$

This metric indicates the reduction in expected loss obtained per dollar spent on the control. It serves as the final step in comparing the effectiveness of the three mitigation strategies. Because the goal of this study is to compare the relative reduction in risk produced by each control, all controls are given an identical implementation cost of \$30,000 USD. This controlled assumption avoids introducing cost variability across mitigations and ensures that differences in RoC arise only from differences in their effect on expected loss.

8) *Evaluation Conditions*: All four configurations were evaluated under identical conditions. The same probes, vector store, retrieval threshold, model parameters, triangle distributions, simulation structure, and random seed were used in every scenario.

C. Assumptions

Several assumptions guide the design of the system.

- Threats are modeled through adversarial prompts and evaluated through the response of the language model.
- Adversaries have query access to the system but no access to model weights.
- Inference time controls can reduce certain categories of model failure without compromising utility.

- The evaluation methods including Garak and Monte Carlo simulation offer reasonable approximations of risk.
- The DeepSeek R1 model is representative of challenges found in modern large language models.

D. Constraints

The study operates under several practical constraints.

- Only inference time controls are evaluated.
- The DeepSeek R1 model is used exclusively.
- Experiments are limited to available compute resources.
- Garak results are qualitative and require probabilistic modeling to estimate true risk.

E. Validation

Validation of the methodology used several components:

- Adversarial testing with five probe families
- Verification of the custom detector for PII
- Automated scoring through Garak for consistent labeling
- Reproducibility through controlled experimental conditions

This framework provides a consistent basis for evaluating the three controls and prepares the ground for the quantitative results in Section IV.

IV. RESULTS AND DISCUSSION

This section presents the quantitative results of the vulnerability testing and risk modeling. Each of the following subsections detail one of the controls starting with the baseline. For comparison purposes, Table I presents the vulnerability test results and LRS across all configurations. Table II summarizes simulated expected losses and RoC for all configurations. Loss exceedance curves for all five attack types, comparing the baseline and each control, are shown in Figs. 5-9 (Appendix A). The triangular loss distributions assumed for each vulnerability type are held fixed for all scenarios.

A. Baseline RAG Model

Testing the baseline RAG enabled system with the Garak probes revealed that the model was highly susceptible to all major categories of attack. As shown in Table I in the baseline columns, failure rates for PII leakage, latent injection, and prompt injection reached the maximum observed values: all 50 PII attempts, all 160 latent injection attempts, and all 500 prompt injection attempts succeeded. The corresponding Laplace adjusted success probabilities were therefore 0.980, 0.993, and 0.998, respectively, which indicates that these attacks should be treated as essentially certain to succeed under baseline conditions. Divergence also occurred at a high rate, with 138 failures in 180 attempts, and attack generation probes succeeded in 1 of 25 attempts, confirming that even without any additional controls the system exhibited limited robustness across all tested vulnerability types. These baseline success probabilities form the inputs to the simulated expected losses reported in Table II, which serves as the reference point for evaluating each control configuration.

For each vulnerability type, Table I reports the total number of probe attempts (“Trials”), the number of successful attacks (“Failures”), and the resulting Laplace adjusted success probability (“LRS”) for the baseline and each controlled configuration.

The loss exceedance curves for the baseline configuration, shown in Figs. 5–9, further illustrate the implications of these findings. Because the Laplace estimates for several attack categories are very close to one, the baseline curves output by the Monte Carlo simulations largely track the shapes of the respective triangle distributions. Although the ranges differ by vulnerability type, the distributions share a right skew with substantial mass in the upper tail, particularly for PII leakage and latent injection, which leads to steep curves and pronounced tail risk in the baseline loss exceedance curves.

Taken together, Table I, Table II, and Figs. 5–9 establish the baseline system as a reference point for the subsequent analyses. Because most baseline vulnerabilities show very high or nearly certain probabilities of success, any effective control must produce visible changes in both the failure counts and the Laplace adjusted probabilities, as well as a downward shift in the corresponding loss exceedance curves, especially for high impact categories such as PII leakage, latent injection, and prompt injection. The degree to which each control achieves these changes defines its comparative effectiveness in the subsections that follow.

B. RAG Model with ABAC Control

Figure 2 illustrates the ABAC workflow incorporated into the RAG pipeline. Before a response is generated, user and request attributes are evaluated against a policy store, and requests that fail these checks are denied or rewritten before reaching the model. In effect, ABAC restricts the categories of documents, prompts, or retrieval contexts that the model is allowed to use, thereby limiting the opportunity for harmful inputs to propagate through the system. The control operates upstream of both retrieval and inference, so it can prevent high-risk context from entering the generation path at all.

The impact of this control is reflected directly in Table I. Relative to the baseline, ABAC eliminates all observed failures for PII leakage (50 to 0) and prompt injection (500 to 0), and dramatically reduces latent-injection failures from 160 to 18. These are substantial reductions, and the corresponding Laplace-adjusted success probabilities fall from near certainties (0.980, 0.998, and 0.993) to values near zero (0.019, 0.001, and 0.117). Two categories exhibit slight increases in failures, divergence (138 to 146) and attack generation (1 to 2), but the absolute magnitudes remain small compared to the categories where ABAC provides large improvements. These changes indicate that ABAC is highly effective at preventing the most consequential vulnerabilities, with only minor trade-offs elsewhere.

Figures 5–9 show the corresponding loss exceedance curves. For the vulnerability types substantially mitigated by ABAC, PII leakage; latent injection; and prompt injection, the curves shift downward by more than an order of magnitude across the

entire range of exceedance probabilities. This displacement indicates not only a reduction in expected loss but also a meaningful reduction in tail risk, particularly for PII leakage, whose baseline curve shows the steepest and largest upper tail in the system. In contrast, the divergence and attack-generation curves remain close to their baseline positions, consistent with the small changes in their underlying success probabilities. The LECs therefore mirror the failure-pattern changes in Table I, demonstrating strong control effectiveness concentrated in the highest-impact categories.

These changes propagate into the simulated expected losses reported in Table II, where the total expected loss decreases from \$313,712 under the baseline to \$18,966 with ABAC in place. Using an estimated annualized implementation cost of \$30,000, the resulting Return on Control (RoC) is 9.83, meaning that every dollar invested in ABAC yields an estimated \$9.83 reduction in loss. The RoC summarizes the combined effect of the large reductions in attack success for PII, latent injection, and prompt injection, which dominate the system’s overall financial risk profile. As the subsequent subsections show, no other control produces a comparable reduction in both failure rates and loss exceedance behavior.

C. RAG Model with NER Control

As shown in Fig. 3, the NER control processes each retrieved document during inference to identify and redact entities that may contain sensitive information such as names or contact details before the content is passed to the language model. When retrieval does not return any document that meets the similarity threshold, the system falls back to direct generation without redaction, and a flag records whether redaction occurred. In this way, the control is designed to reduce the risk of sensitive data exposure while preserving the overall structure of the RAG workflow.

The effect of this control on vulnerability outcomes is summarized in Table I. Relative to the baseline, NER eliminates all observed PII leakage, reducing the number of failures from 50 to 0 and lowering the Laplace adjusted success probability from 0.980 to 0.019. Attack generation also improves modestly, with failures decreasing from 1 to 0 and the corresponding probability dropping from 0.074 to 0.037. In contrast, the control leaves divergence, latent injection, and prompt injection unchanged: divergence failures remain at 138 of 180 attempts, latent injection remains at 160 of 160 attempts, and prompt injection remains at 500 of 500 attempts, with the same high Laplace adjusted probabilities as in the baseline. These patterns indicate that NER provides targeted protection against PII leakage, with limited effect on the other failure modes.

The loss exceedance curves in Figs. 5–9 reflect this selective mitigation. The curve for PII shifts sharply downward across the full range of exceedance probabilities compared to the baseline, indicating both lower expected loss and reduced tail risk for that category. The attack generation curve also shows a small downward movement, consistent with the modest reduction in its success probability. In contrast, the curves for

TABLE I
LLM VULNERABILITY TEST RESULTS AND LAPLACE-ADJUSTED SUCCESS PROBABILITIES ACROSS CONFIGURATIONS

| Vulnerability type | Trials | Baseline | | ABAC | | NER | | NeMo | |
|----------------------------|--------|----------|-------|----------|-------|----------|-------|----------|-------|
| | | Failures | LRS | Failures | LRS | Failures | LRS | Failures | LRS |
| Attack generation (Atkgen) | 25 | 1 | 0.074 | 2 | 0.111 | 0 | 0.037 | 1 | 0.074 |
| Divergence | 180 | 138 | 0.763 | 146 | 0.807 | 138 | 0.763 | 143 | 0.791 |
| Latent injection | 160 | 160 | 0.993 | 18 | 0.117 | 160 | 0.993 | 160 | 0.993 |
| PII | 50 | 50 | 0.980 | 0 | 0.019 | 0 | 0.019 | 50 | 0.980 |
| Prompt injection | 500 | 500 | 0.998 | 0 | 0.001 | 500 | 0.998 | 500 | 0.998 |

TABLE II
SIMULATED EXPECTED LOSSES AND RETURN ON CONTROL (RoC) FOR ALL CONFIGURATIONS

| Vulnerability type | Baseline EL (\$) | ABAC EL (\$) | ABAC RoC | NER EL (\$) | NER RoC | NeMo EL (\$) | NeMo RoC |
|--------------------|------------------|---------------|-------------|----------------|-------------|----------------|-------------|
| Atkgen | 2,598 | 3,838 | -0.04 | 1,208 | 0.05 | 2,624 | 0.00 |
| Divergence | 2,863 | 3,021 | -0.01 | 2,807 | 0.00 | 2,894 | 0.00 |
| Latent injection | 73,310 | 8,856 | 2.15 | 73,043 | 0.01 | 73,048 | 0.01 |
| PII | 181,223 | 3,157 | 5.94 | 3,685 | 5.89 | 180,077 | 0.04 |
| Prompt injection | 53,718 | 94 | 1.78 | 53,682 | 0.00 | 53,613 | 0.00 |
| Total | 313,712 | 18,966 | 9.83 | 134,425 | 5.97 | 312,256 | 0.05 |

TABLE III
ESTIMATED TRIANGLE DISTRIBUTIONS FOR LOSS BY LLM VULNERABILITY TYPE

| Vulnerability Type | Min (\$) | Mode (\$) | Max (\$) |
|--------------------|----------|-----------|----------|
| Atkgen | 500 | 5k | 100k |
| Divergence | 100 | 1k | 10k |
| Latent Injection | 1k | 20k | 200k |
| PII | 5k | 50k | 500k |
| Prompt Injection | 1k | 10k | 150k |

latent injection, prompt injection, and divergence closely track their baseline counterparts, since the underlying probabilities remain nearly identical. As a result, the overall shape of the combined risk profile is still dominated by categories that NER does not address.

These changes are carried through to the simulated expected losses in Table II. The total expected loss decreases from \$313,712 under the baseline configuration to \$134,425 with NER, largely due to the removal of high impact PII losses. Using an estimated annualized implementation cost of \$30,000, the resulting Return on Control is 5.97, which indicates that each dollar spent on NER yields an estimated \$5.97 reduction in loss. Although this represents a strong cost effectiveness for environments where PII exposure is the primary concern, the persistence of high latent injection and prompt injection risk suggests that NER alone is insufficient to address the broader vulnerability landscape characterized in the baseline results.

D. RAG Model with Guardrails Control

Figure 4 shows the integration of NeMo Guardrails into the RAG pipeline. The control sits at the response stage, applying an output filtering layer designed to block responses that violate predefined policy rules. Because it operates after retrieval and generation, the control does not prevent harmful context from being retrieved or incorporated into model reasoning;

instead, it attempts to filter problematic content only at the final stage before returning the response to the user.

The results of this control are summarized in Table I. In contrast to ABAC and NER, NeMo shows minimal change relative to the baseline. Latent injection and prompt injection remain at their maximum observed failure counts (160 and 500, respectively), with Laplace adjusted success probabilities unchanged at 0.993 and 0.998. PII leakage likewise remains fully successful (50 of 50 failures), yielding the same high LRS value of 0.980. Divergence shows a slight increase in failures (138 to 143), and attack generation remains effectively unchanged (1 to 1). Taken together, these patterns indicate that the tested configuration of NeMo does not materially reduce the vulnerability of the system to the categories of attacks identified in the baseline. This is consistent with the control’s focus on output constraints rather than restricting the model’s internal reasoning or the content of retrieved documents.

The loss exceedance curves in Figs. 5–9 reinforce this interpretation. For each vulnerability type, the NeMo curves nearly overlap their baseline counterparts across the full range of exceedance probabilities. In particular, the heavy upper tails of the PII, latent injection, and prompt injection curves remain unchanged, reflecting the lack of reduction in their underlying success probabilities. The divergence and attack generation curves show only minimal shifts, consistent with the small changes in those categories. As a result, the overall risk profile of the system remains dominated by unmitigated vulnerabilities, and the control does not meaningfully alter the distribution of potential losses.

These outcomes translate directly into the simulated expected losses reported in Table II. The total expected loss decreases only marginally, from \$313,712 under the baseline configuration to \$312,256 with NeMo Guardrails. Given an estimated annualized implementation cost of \$30,000, the resulting Return on Control is only 0.05, indicating negligible financial benefit.

Because NeMo does not modify the success probabilities of the highest impact vulnerabilities, its risk-reduction performance is limited in this setting. Further tuning, broader policy coverage, or deeper integration earlier in the RAG pipeline may be necessary for the control to produce meaningful reductions in model vulnerability.

E. Comparative Synthesis of Control Effectiveness

The results from all three control configurations reveal clear differences in their ability to reduce model vulnerability and financial risk. The baseline system exhibited very high probabilities of failure for several attack categories, which resulted in heavy tail behavior in the corresponding loss exceedance curves. This pattern established a reference point that any effective control needed to shift by producing both fewer failures and reduced tail risk.

ABAC produced the most substantial improvements. It eliminated all failures related to PII and prompt injection and greatly reduced failures for latent injection. The loss exceedance curves for these categories showed large downward shifts across the entire range of exceedance probabilities. These changes explain the large reduction in total expected loss that appears in Table II. ABAC therefore provides broad and substantial risk reduction in this setting.

NER also produced a marked reduction in PII leakage but did not reduce failures for latent injection, prompt injection, or divergence. As a result, only the PII loss exceedance curve shifted downward, while the curves for the remaining categories remained close to their baseline forms. The total expected loss for NER was therefore substantially lower than the baseline, although the reduction was limited by the persistence of the other high impact vulnerabilities.

NeMo Guardrails provided only very limited improvement in any attack category. The loss exceedance curves for all vulnerabilities were nearly identical to their baseline counterparts. Because the control did not reduce the success probabilities of the highest impact vulnerabilities, the total expected loss changed very little. In this configuration, NeMo offers little risk reduction for the types of failures evaluated here.

Across all results, ABAC provided the most extensive reduction in both failure likelihood and financial risk, followed by NER with selective but meaningful improvement. NeMo did not reduce risk in a measurable way. These findings demonstrate that controls which regulate the information available to the model during retrieval and processing can change the risk profile significantly, while controls that operate only at the response stage may be less effective for the vulnerability types examined in this study.

V. FUTURE WORK

This research presents a methodology for quantifying the risks associated with language model vulnerabilities and assessing the effectiveness of several LLM mitigation strategies. However, numerous opportunities exist to extend and deepen this work. One significant area for future research involves

expanding the test suite used for vulnerability detection. Although the current implementation leverages Garak’s default and custom probes effectively, new detectors and probes could be developed to assess additional failure modes, such as multilingual leakage, model inversion, or bias amplification, thereby broadening the scope of empirical risk discovery.

Another critical direction is the creation of a more quantifiable and scientifically grounded testing framework. While Garak offers broad coverage and insightful qualitative signals, it does not natively support reproducible benchmarking or statistical significance testing across runs. A next-generation testing tool could incorporate probabilistic scoring, normalization techniques, and configurable control conditions to enable robust comparisons between models and configurations. Such a tool would bridge the gap between practical red-teaming and academically rigorous experimentation.

Further investigation is also warranted into the capabilities and robustness of NeMo Guardrails. This research evaluates the utility of Guardrails for applying output-level constraints; although its current configuration showed limited impact under tested scenarios, the underlying Colang scripting language, used to define safety; factuality; and behavior rules, remains underexplored. Future work could evaluate the language’s expressiveness, composability, and resilience against adversarial bypass attempts, potentially positioning Colang as a formalism for secure LLM governance.

Additionally, integrating alternative evaluation platforms such as PrivBench, HarmBench, and similar datasets would strengthen the external validity of this framework. These tools provide curated prompts and ground-truth expectations for privacy, toxicity, and fairness harms, making them well suited for comparative validation. By incorporating such benchmarks, researchers could triangulate Garak-derived results and better characterize the limitations of each tool.

Moreover, the research applied controls primarily at the retrieval and output stages. There remains significant opportunity to explore control points within the language model architecture itself, or during initial input processing.

Finally, the methodology should be applied to a broader array of LLMs. Testing across models of varying scale, architecture, and training paradigms, including open-source and proprietary systems, would yield insights into how vulnerability profiles differ and which mitigations generalize effectively. This line of research would also support the development of model selection criteria based on risk, complementing performance-based evaluation metrics with robust security considerations.

VI. CONCLUSION

This research pursued four core objectives aligned with evaluating the security posture of LLM-based retrieval systems. These objectives were addressed through the design, implementation, and empirical evaluation of a FastAPI-based retrieval system incorporating the DeepSeek-R1 language model.

To meet the first objective, the system was tested against a suite of probes targeting personally identifiable information leakage, prompt injections, attack generation, latent context manipulation, and output divergence. Initial results confirmed that the baseline system was highly susceptible to multiple classes of attack, particularly in the absence of safeguards around document retrieval and output regulation. Subsequent testing evaluated the effectiveness of applied mitigations, demonstrating measurable reductions in vulnerability exposure for access restrictions and entity redaction, though the response filtering mechanism showed minimal impact under the tested configuration.

The second objective was fulfilled by modeling the probabilistic risks associated with adversarial attacks and the financial consequences of failing to mitigate them. Using Laplace's Rule of Succession, the likelihood of successful exploitation was estimated based on observed probe outcomes. These probabilities were combined with loss estimates drawn from industry-informed triangle distributions to reflect potential financial impacts. Monte Carlo simulations were then used to model a range of threat scenarios, accounting for uncertainty in both attack success rates and damage severity. The resulting loss exceedance curves provided visibility into worst-case outcomes and the long-tail nature of AI-related breach risks, offering a foundation for assessing whether mitigation is warranted under varying operational threat conditions.

The third objective was addressed by translating the model's quantitative outputs into actionable insights to inform decision-making. Rather than emphasizing simulation mechanics, the analysis prioritized comparing mitigation strategies in terms of their practical impact on risk exposure and resource efficiency. Return on control metrics enabled ranking of safeguards by cost-effectiveness, helping identify which controls provided the greatest reduction in projected loss relative to their implementation burden. This comparative framework supports real-world deployment decisions by aligning technical effectiveness with economic viability, offering a structured approach to selecting appropriate defenses across varying operational contexts.

The final objective was accomplished by evaluating the adaptability and resilience of three mitigation strategies, attribute-based access control; named entity recognition filtering; and NeMo Guardrails, under evolving adversarial techniques, including automated jailbreaks and advanced prompt engineering attacks. Each control was subjected to a battery of tests simulating dynamic threat conditions. To quantify their cost-effectiveness, return on control was calculated for each strategy. Access control and redaction proved both effective and cost-efficient, while NeMo Guardrails yielded only marginal benefits, highlighting the importance of configuration and context in determining control efficacy.

The results of this study have important real-world implications. Organizations that deploy LLMs in regulated or risk-sensitive environments—such as healthcare, finance, and government—can use this framework to select and justify security mitigations. By translating probe-level vulnerabilities

into projected financial losses and return on control metrics, the framework aligns technical decisions with executive-level risk acceptance and cost-benefit thresholds. Additionally, the reproducibility of this approach makes it a viable candidate for formalizing LLM security audits, product evaluations, or procurement requirements. As AI regulation evolves, the quantitative lens offered by this study may inform both internal policy and external compliance standards.

VII. AVAILABILITY

All code, models, and data are available in a version-controlled GitHub repository [49].

REFERENCES

- [1] G. Feretzakis and V. S. Verykios, "Trustworthy ai: Securing sensitive data in large language models," *AI*, vol. 5, no. 4, pp. 2773–2800, 2024. DOI: [10.3390/ai5040134](https://doi.org/10.3390/ai5040134)
- [2] J. Lai, W. Gan, J. Wu, Z. Qi, and P. S. Yu, "Large language models in law: A survey," *AI Open*, vol. 5, pp. 181–196, 2024, ISSN: 2666-6510. DOI: <https://doi.org/10.1016/j.aiopen.2024.09.002>
- [3] H. Zhou et al., *A survey of large language models in medicine: Progress, application, and challenge*, 2023. arXiv: [2311.05112](https://arxiv.org/abs/2311.05112) [cs.CL].
- [4] J. Zhang et al., "When LLMs meet cybersecurity: A systematic literature review," *Cybersecurity*, vol. 8, no. 1, pp. 1–41, 2025. DOI: [10.1186/s42400-025-00361-w](https://doi.org/10.1186/s42400-025-00361-w)
- [5] T. B. Brown et al., "Language models are few-shot learners," in *Proceedings of the 34th International Conference on Neural Information Processing Systems (NIPS '20)*, Vancouver, BC, Canada: Curran Associates Inc., 2020, ISBN: 9781713829546. [Online]. Available: https://proceedings.neurips.cc/paper_files/paper/2020/file/1457c0d6bfc4967418bfb8ac142f64a-Paper.pdf
- [6] R. Bommasani et al., *On the opportunities and risks of foundation models*, 2022. arXiv: [2108.07258](https://arxiv.org/abs/2108.07258) [cs.LG].
- [7] M. Chen et al., *Evaluating large language models trained on code*, 2021. arXiv: [2107.03374](https://arxiv.org/abs/2107.03374) [cs.LG].
- [8] S. Bubeck et al., *Sparks of artificial general intelligence: Early experiments with gpt-4*, 2023. arXiv: [2303.12712](https://arxiv.org/abs/2303.12712) [cs.CL].
- [9] T. Cui et al., *Risk taxonomy, mitigation, and assessment benchmarks of large language model systems*, 2024. arXiv: [2401.05778](https://arxiv.org/abs/2401.05778) [cs.CL].
- [10] E. Derner, K. Batistič, J. Zahálka, and R. Babuška, "A security risk taxonomy for prompt-based interaction with large language models," *IEEE Access*, vol. 12, pp. 126 176–126 187, 2024. DOI: [10.1109/ACCESS.2024.3450388](https://doi.org/10.1109/ACCESS.2024.3450388)
- [11] F. He, T. Zhu, D. Ye, B. Liu, W. Zhou, and P. S. Yu, "The emerged security and privacy of llm agent: A survey with case studies," *ACM Comput. Surv.*, vol. 58, no. 6, Dec. 2025, ISSN: 0360-0300. DOI: [10.1145/3773080](https://doi.org/10.1145/3773080)
- [12] N. Jain et al., *Baseline defenses for adversarial attacks against aligned language models*, 2023. arXiv: [2309.00614](https://arxiv.org/abs/2309.00614) [cs.LG].
- [13] M. Mozes, X. He, B. Kleinberg, and L. D. Griffin, *Use of LLMs for illicit purposes: Threats, prevention measures, and vulnerabilities*, 2023. arXiv: [2308.12833](https://arxiv.org/abs/2308.12833) [cs.CL].
- [14] A. Hu, J. Gu, F. Pinto, K. Kamnitsas, and P. Torr, *As firm as their foundations: Can open-sourced foundation models be used to create adversarial examples for downstream tasks?* 2024. arXiv: [2403.12693](https://arxiv.org/abs/2403.12693) [cs.CV].
- [15] C. Chen and K. Shu, *Can LLM-generated misinformation be detected?* 2023. arXiv: [2309.13788](https://arxiv.org/abs/2309.13788) [cs.CL].
- [16] A. Zou, Z. Wang, N. Carlini, M. Nasr, J. Z. Kolter, and M. Fredrikson, *Universal and transferable adversarial attacks on aligned language models*, 2023. arXiv: [2307.15043](https://arxiv.org/abs/2307.15043) [cs.CL].
- [17] V. C. Hu et al., "Guide to attribute based access control (ABAC) definition and considerations," Tech. Rep. NIST Special Publication 800-162, 2013, pp. 1–54. DOI: [10.6028/NIST.SP.800-162](https://doi.org/10.6028/NIST.SP.800-162)
- [18] M. Abadi et al., "Deep learning with differential privacy," in *Proceedings of the 2016 ACM SIGSAC Conference on Computer and Communications Security (CCS '16)*, Vienna, Austria: Association for Computing Machinery, 2016, 308–318, ISBN: 9781450341394. DOI: [10.1145/2976749.2978318](https://doi.org/10.1145/2976749.2978318)

- [19] G. Wenzek et al., “CCNet: Extracting high quality monolingual datasets from web crawl data,” in *Proceedings of the Twelfth Language Resources and Evaluation Conference*, European Language Resources Association, May 2020, pp. 4003–4012, ISBN: 979-10-95546-34-4. [Online]. Available: <https://aclanthology.org/2020.lrec-1.494/>
- [20] T. Miyato, A. M. Dai, and I. Goodfellow, “Adversarial training methods for semi-supervised text classification,” in *International Conference on Learning Representations*, 2017.
- [21] S. Gehman, S. Gururangan, M. Sap, Y. Choi, and N. A. Smith, “Re-alToxicityPrompts: Evaluating neural toxic degeneration in language models,” in *Findings of the Association for Computational Linguistics: EMNLP 2020*, Online: Association for Computational Linguistics, Nov. 2020, pp. 3356–3369. DOI: [10.18653/v1/2020.findings-emnlp.301](https://doi.org/10.18653/v1/2020.findings-emnlp.301)
- [22] P. Liang et al., “Holistic evaluation of language models,” *Transactions on Machine Learning Research*, 2023, ISSN: 2835-8856. [Online]. Available: <https://openreview.net/forum?id=iO4LZibEqW>
- [23] Y. Zhang, L. Ding, L. Zhang, and D. Tao, “Intention analysis makes LLMs a good jailbreak defender,” in *Proceedings of the 31st International Conference on Computational Linguistics*, Abu Dhabi, UAE: Association for Computational Linguistics, Jan. 2025, pp. 2947–2968. [Online]. Available: <https://aclanthology.org/2025.coling-main.199/>
- [24] D. Schultz, A. Bilić, D. Jurinčić, D. Granoša, and L. Kamber, “Deepseek-r1 vs. OpenAI-o1: The ultimate security showdown,” Splx.ai, Tech. Rep., 2025. [Online]. Available: <https://splx.ai/blog/deepseek-r1-vs-openai-o1-the-ultimate-security-showdown>
- [25] WIRED, *Deepseek’s safety guardrails failed every test researchers threw at its ai chatbot*, 2025. Accessed: Mar. 28, 2025. [Online]. Available: <https://www.wired.com/story/deepseeks-ai-jailbreak-prompt-injection-attacks/>
- [26] M. Mazeika et al., “HarmBench: A standardized evaluation framework for automated red teaming and robust refusal,” in *Proceedings of the 41st International Conference on Machine Learning*, ser. ICML’24, Vienna, Austria: JMLR.org, 2024.
- [27] J. Brokman et al., “Insights and current gaps in open-source LLM vulnerability scanners: A comparative analysis,” in *47th International Conference on Software Engineering (ICSE 2025)*, in 3rd International Workshop on Responsible AI Engineering, Ottawa, Ontario, Canada, 2025.
- [28] K. Zhu, Q. Zhao, H. Chen, J. Wang, and X. Xie, “Promptbench: A unified library for evaluation of large language models,” *Journal of Machine Learning Research*, vol. 25, no. 254, pp. 1–22, 2024.
- [29] N. Carlini et al., “Extracting training data from diffusion models,” in *32nd USENIX Security Symposium (USENIX Security 23)*, 2023, pp. 5253–5270.
- [30] X. Guo, F. Yu, H. Zhang, L. Qin, and B. Hu, “COLD-attack: Jailbreaking LLMs with stealthiness and controllability,” in *Proceedings of the 41st International Conference on Machine Learning*, ser. ICML’24, Vienna, Austria: JMLR.org, 2024.
- [31] H. Jin et al., *JailbreakZoo: Survey, landscapes, and horizons in jailbreaking large language and vision-language models*, 2024. arXiv: [2407.01599](https://arxiv.org/abs/2407.01599) [cs.CL].
- [32] H. Li et al., *Privacy in large language models: Attacks, defenses and future directions*, 2024. arXiv: [2310.10383](https://arxiv.org/abs/2310.10383) [cs.CL].
- [33] A. Zhou, B. Li, and H. Wang, “Robust prompt optimization for defending language models against jailbreaking attacks,” in *Advances in Neural Information Processing Systems*, A. Globerson et al., Eds., vol. 37, Curran Associates, Inc., 2024, pp. 40 184–40 211.
- [34] L. Derczynski, E. Galinkin, J. Martin, S. Majumdar, and N. Inie, *garak: A framework for security probing large language models*, 2024. arXiv: [2406.11036](https://arxiv.org/abs/2406.11036) [cs.CL].
- [35] N. Papernot, “Machine learning at scale with differential privacy in TensorFlow,” in *2019 USENIX Conference on Privacy Engineering Practice and Respect (PEPR 19)*, Santa Clara, CA: USENIX Association, Aug. 2019. [Online]. Available: <https://www.usenix.org/node/238163>
- [36] M. Feffer, A. Sinha, W. H. Deng, Z. C. Lipton, and H. Heidari, “Red-teaming for generative ai: Silver bullet or security theater?” In *Proceedings of the AAAI/ACM Conference on AI, Ethics, and Society*, vol. 7, 2024, pp. 421–437. DOI: [10.1609/aies.v7i1.31647](https://doi.org/10.1609/aies.v7i1.31647)
- [37] Y. Dong et al., “Safeguarding large language models: A survey,” *Artificial intelligence review*, vol. 58, no. 12, p. 382, 2025. DOI: [10.1007/s10462-025-11389-2](https://doi.org/10.1007/s10462-025-11389-2)
- [38] R. Fang, R. Bindu, A. Gupta, Q. Zhan, and D. Kang, *LLM agents can autonomously hack websites*, 2024. arXiv: [2402.06664](https://arxiv.org/abs/2402.06664) [cs.CR].
- [39] A. Mudaliar, *ChatGPT leaks sensitive user data, OpenAI suspects hack*, Spiceworks, 2024. Accessed: Mar. 26, 2025. [Online]. Available: <https://www.spiceworks.com/tech/artificial-intelligence/news/chatgpt-leaks-sensitive-user-data-openai-suspects-hack/>
- [40] I. J. Goodfellow, J. Shlens, and C. Szegedy, “Explaining and harnessing adversarial examples,” in *Proceedings of the 3rd International Conference on Learning Representations (ICLR)*, Computational & Biological Learning Society, 2015, pp. 1–11.
- [41] D. Jin, Z. Jin, J. T. Zhou, and P. Szolovits, “Is BERT really robust? a strong baseline for natural language attack on text classification and entailment,” in *Proceedings of the AAAI Conference on Artificial Intelligence*, vol. 34, 2020, pp. 8018–8025. DOI: [10.1609/aaai.v34i05.6311](https://doi.org/10.1609/aaai.v34i05.6311)
- [42] E. Wallace, S. Feng, N. Kandpal, M. Gardner, and S. Singh, “Universal adversarial triggers for attacking and analyzing NLP,” in *Proceedings of the 2019 Conference on Empirical Methods in Natural Language Processing and the 9th International Joint Conference on Natural Language Processing (EMNLP-IJCNLP)*, Association for Computational Linguistics, Nov. 2019, pp. 2153–2162. DOI: [10.18653/v1/D19-1221](https://doi.org/10.18653/v1/D19-1221)
- [43] B. Vidgen and L. Derczynski, “Directions in abusive language training data, a systematic review: Garbage in, garbage out,” *PLOS one*, vol. 15, no. 12, 2020. DOI: [10.1371/journal.pone.0243300](https://doi.org/10.1371/journal.pone.0243300)
- [44] European Commission High-Level Expert Group on Artificial Intelligence, *Ethics guidelines for trustworthy AI*, 2019. Accessed: Aug. 11, 2025. [Online]. Available: <https://digital-strategy.ec.europa.eu/en/library/ethics-guidelines-trustworthy-ai>
- [45] A. Jobin, M. Ienca, and E. Vayana, “The global landscape of ai ethics guidelines,” *Nature machine intelligence*, vol. 1, no. 9, pp. 389–399, 2019. DOI: [10.1038/s42256-019-0088-2](https://doi.org/10.1038/s42256-019-0088-2)
- [46] D. W. Hubbard and R. Seiersen, *How to Measure Anything in Cybersecurity Risk*, 2nd. Wiley, 2023, ISBN: 978-1394163795. DOI: [10.1002/9781119892335](https://doi.org/10.1002/9781119892335)
- [47] F. Perez and I. Ribeiro, *Ignore previous prompt: Attack techniques for language models*, 2022. arXiv: [2211.09527](https://arxiv.org/abs/2211.09527) [cs.CL].
- [48] IBM Security and Ponemon Institute, “Cost of a data breach report 2024,” IBM Corporation, Tech. Rep., 2024. [Online]. Available: <https://www.ibm.com/reports/data-breach>
- [49] R. Moulton, *DSU: Quantifying return on controls in LLM cybersecurity*, 2025. Accessed: May 8, 2025. [Online]. Available: <https://github.com/rhmoulton/DSU>

APPENDIX A LOSS EXCEEDANCE CURVES

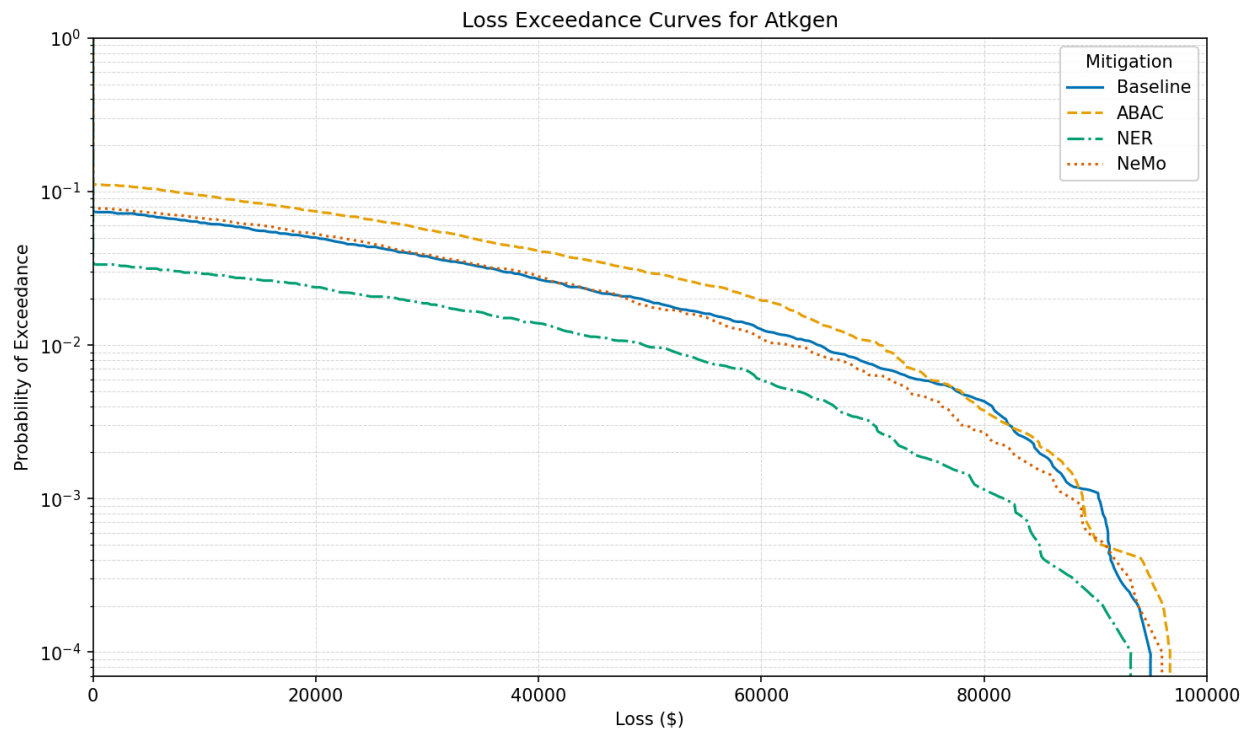


Fig. 5. Loss Exceedance Curve for Atkgen

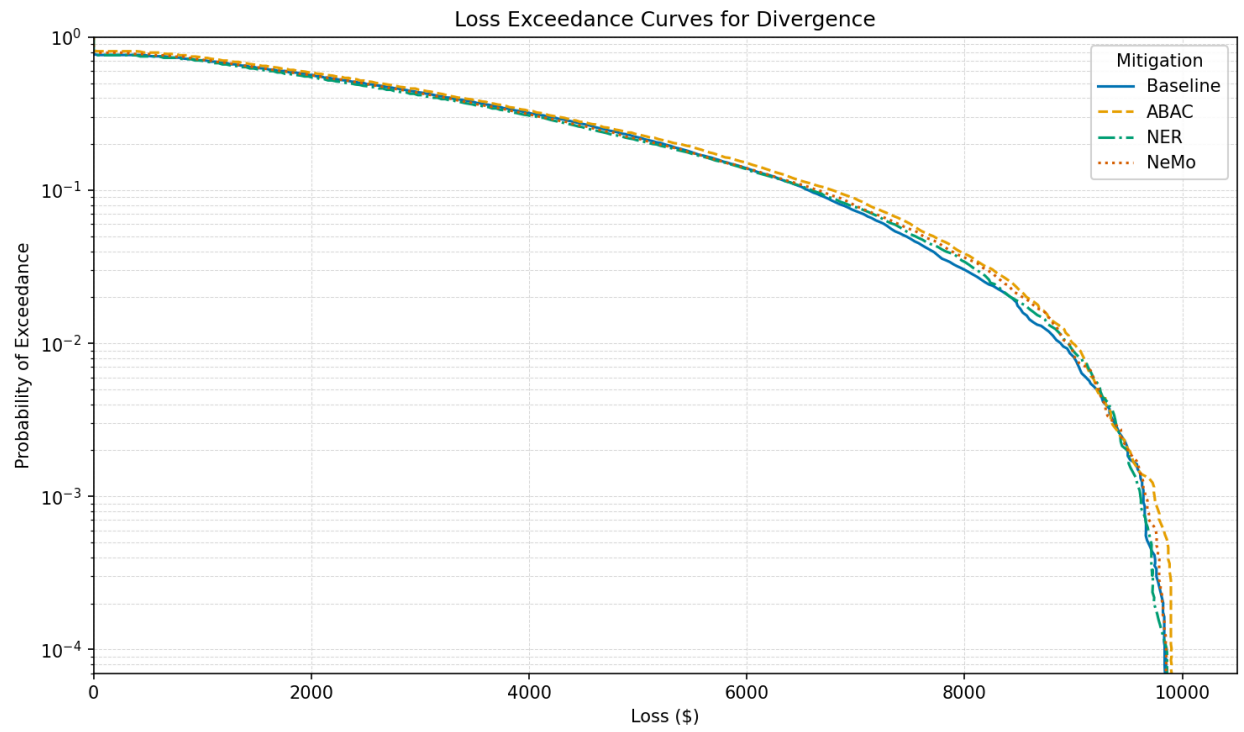


Fig. 6. Loss Exceedance Curve for Divergence

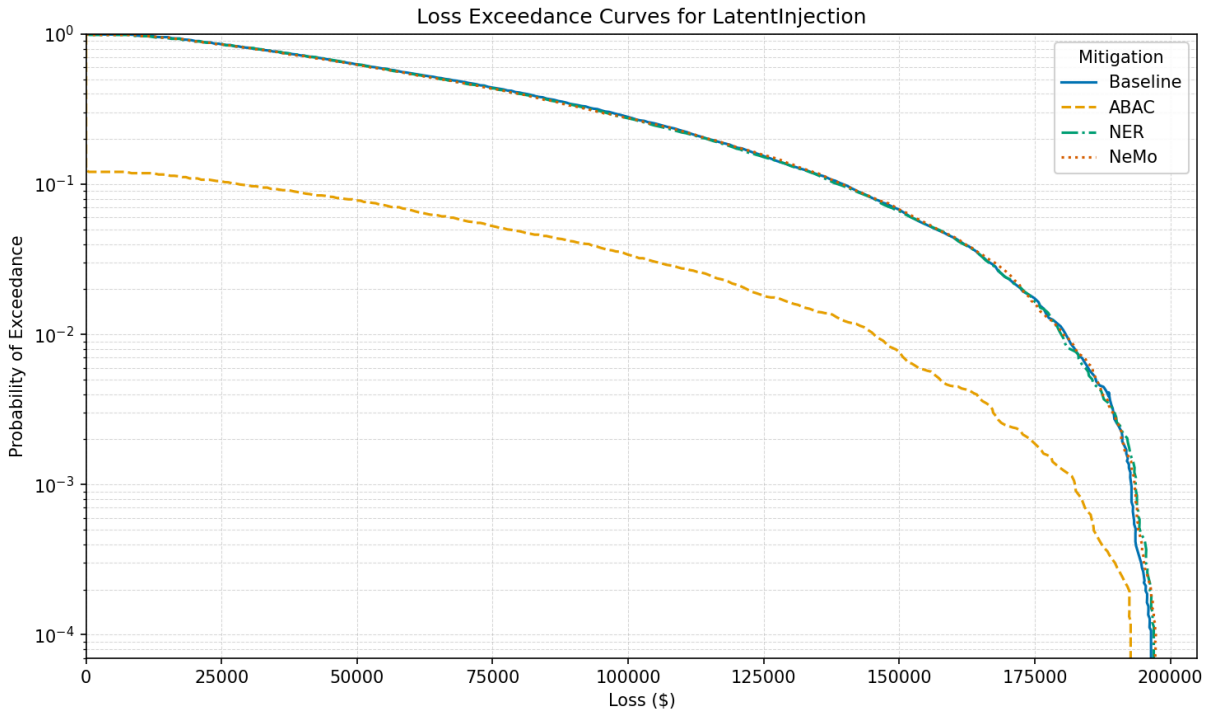


Fig. 7. Loss Exceedance Curve for LatentInjection

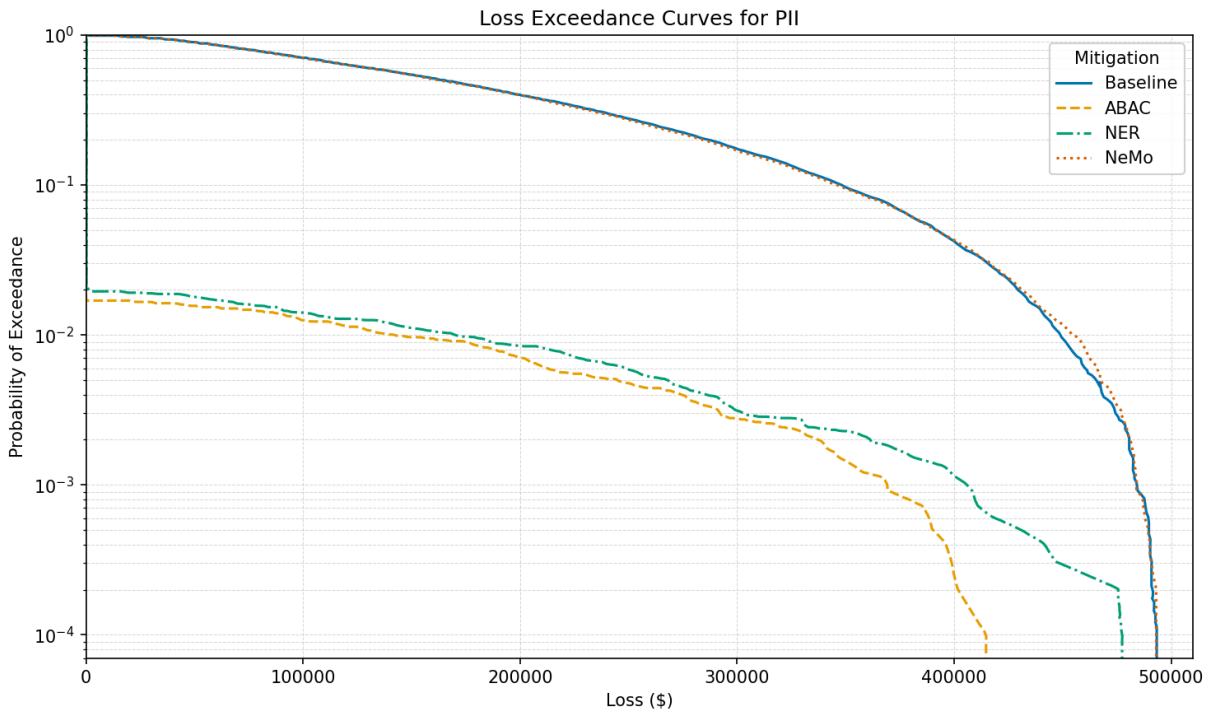


Fig. 8. Loss Exceedance Curve for PII

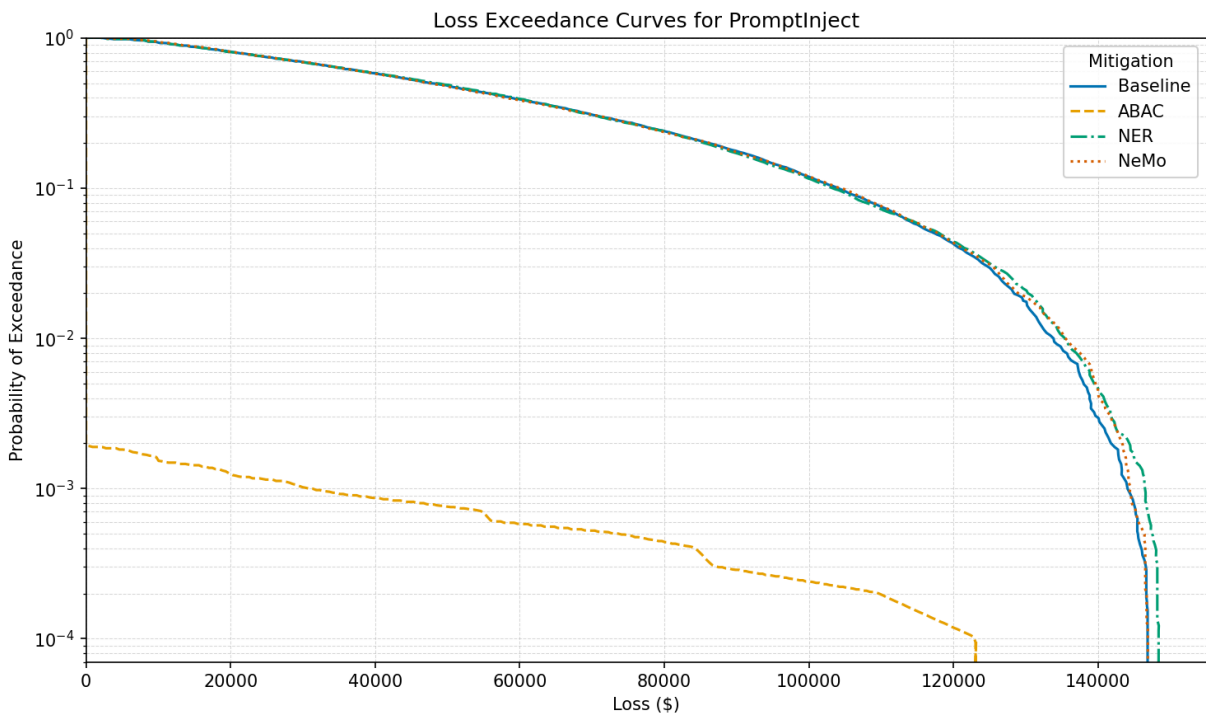


Fig. 9. Loss Exceedance Curve for PromptInject