

ON THE JACOBIAN OF THE DOUADY-EARLE EXTENSION

CHRIS CONNELL[†], YUPING RUAN, SHI WANG[‡]

ABSTRACT. Given an isotopy class between two closed hyperbolic surfaces, the Douady–Earle extension provides a unique analytic diffeomorphism representative. In this paper we investigate the Jacobian of the Douady–Earle extension map F . We prove that $|\text{Jac } F| \equiv 1$ precisely when F is an isometry. Moreover, we construct a sequence of hyperbolic surfaces $\{\Sigma_i\}$ together with a fixed domain surface Σ_0 for which the Douady–Earle extension maps $F_i : \Sigma_0 \rightarrow \Sigma_i$ satisfy $\max_{x \in \Sigma_0} \text{Jac } F_i \rightarrow +\infty$.

1. INTRODUCTION

For each $g \geq 2$, let S_g denote a closed, oriented surface of genus g . Teichmüller theory concerns the global structure of the Teichmüller space \mathcal{T}_g , the space of all marked hyperbolic structures on S_g . Beginning with the foundational work of Fricke, Klein, Teichmüller, Fenchel, and Nielsen [FK12, Tei39, Tei44, FN02], it is known that \mathcal{T}_g is homeomorphic to \mathbb{R}^{6g-6} . Since then, the theory has developed extensive connections with complex geometry, low-dimensional topology, geometric group theory, and dynamical systems. In particular, numerous metric structures on \mathcal{T}_g have been investigated, including the Teichmüller metric [Tei39], the Thurston metric [Thu86, Pap88], the Weil-Petersson metric [Wei58, Ahl61], and many others [Yau78, CY75, LSY04, LSY09, Roy70, McM00].

The Teichmüller metric is a complete Finsler metric that measures the best quasi-conformal dilation constant between two Riemann surfaces. The Thurston metric is an asymmetric Finsler metric, defined similarly using the best Lipschitz constant between two hyperbolic surfaces. The Weil-Petersson metric is a noncomplete, Kahler metric that gives rise to a finite volume metric on the moduli space.

In this work, we investigate the Jacobian of the Douady–Earle extension map F . Our motivation is to understand how the volume distortion produced by F relates to the geometry of Teichmüller space.

Given two marked hyperbolic surfaces $X_1 := (f_1, \Sigma_1)$ and $X_2 := (f_2, \Sigma_2)$ in the Teichmüller space where $f_i : S_g \rightarrow \Sigma_i$ ($i = 1, 2$) are the “marking” homeomorphisms, following the work of Douady–Earle [DE86], there exists a unique “barycenter map” $F : \Sigma_1 \rightarrow \Sigma_2$ within the same isotopy class of $f_2 \circ f_1^{-1}$ known as the Douady–Earle extension. It is shown in [DE86] that F is an analytic diffeomorphism between two hyperbolic surfaces. Note that the unique harmonic map in the same isotopy class of $f_2 \circ f_1^{-1}$ is also known to be a diffeomorphism ([SY78, Sam78]), but these maps are not always the same ([Li12, JLY18]).

We associate to this unique Douady–Earle extension map the following asymmetric function

$$J(X_1, X_2) := \log \left(\max_{x \in \Sigma_1} |\text{Jac } F(x)| \right).$$

[†] Supported in part by Simons Foundation grant #965245 and National Science Foundation grant DMS-2514510.

[‡] Supported in part by NSFC grant #12301085.

Since F preserves the total area, there always exists a point $x \in \Sigma_1$ with $|\text{Jac} F(x_1)| \geq 1$, thus J is a non-negative function on $\mathcal{T}_g \times \mathcal{T}_g$. Moreover, any mapping class $[\sigma] \in \text{Mod}(S_g)$ acts on \mathcal{T}_g via $[\sigma](f, \Sigma) = (f \circ \sigma^{-1}, \Sigma)$, so the Douady–Earle extension map defined for the pair $[\sigma](X_1)$ and $[\sigma](X_2)$ remains the same. This shows that J is invariant under the diagonal action of the mapping class group $\text{Mod}(S_g)$. The main purpose of this paper is to show the following two results.

Theorem 1.1. *For any $g \geq 2$, and any pair $X, Y \in \mathcal{T}_g$, we have $J(X, Y) = 0$ if and only if $X = Y$.*

Theorem 1.2. *For any $g \geq 2$, the function J is unbounded on $\mathcal{T}_g \times \mathcal{T}_g$.*

Remark 1. We note that Theorem 1.2 corrects a misstatement in [Li12] which claimed that the J -function is bounded.

One motivation for studying this J function comes from the higher dimensional vision. In [BCG95], Besson–Courtois–Gallot generalized the Douady–Earle’s construction to a large family of maps between Riemannian manifolds. By implementing a delicate sharp estimate on the Jacobian of their barycenter map, they proved the entropy rigidity conjecture for rank one symmetric spaces. (See also [Rua24].) In the special case where the starting map is a homotopy equivalence between two hyperbolic manifolds of dimension ≥ 3 , they showed that the Jacobian of the barycenter map is always bounded above by 1, or equivalently that the analog of the above defined J value is zero, and further that the barycenter map must be an isometry. In particular, this gives a new proof of the Mostow rigidity. When the target manifold is an irreducible higher rank symmetric space excluding type $\text{SL}_3(\mathbb{R})$, it is shown [CF03, CF17] that the Jacobian is uniformly bounded. Nevertheless, the case of hyperbolic surfaces is missing from the literature. In stark contrast to the situation in higher dimensions, we show in the proof of Theorem 1.2 that along a family of hyperbolic surface metrics constructed by collapsing a closed geodesic in a “symmetric way”, the Jacobian of the Douady–Earle extension tends to infinity. It is plausible that this J function measures, in a certain sense, the distance between two (marked) hyperbolic structures on an underlying surface. We end this section with the following question.

Question 1. *Is this J function an asymmetric distance function on \mathcal{T}_g ? How does it compare to the known natural metrics?*

Acknowledgements. The third author thanks Huiping Pan and Junming Zhang for helpful discussions.

2. DOUADY-EARLE’S BARYCENTER EXTENSION MAP

For S_g a closed oriented surface of genus g , the Teichmüller space \mathcal{T}_g consists of all hyperbolic structures on S_g up to isotopy. More precisely, we have

$$\mathcal{T}_g := \{(f, \Sigma) \mid f : S_g \rightarrow \Sigma\} / \sim,$$

where Σ is a hyperbolic surface and f is a homeomorphism between S_g and Σ , and the equivalence relation is given by

$$(f_1, \Sigma_1) \sim (f_2, \Sigma_2) \text{ if and only if } f_2 \circ f_1^{-1} \text{ is isotopic to an isometry.}$$

Each pair (f, Σ) gives a hyperbolic structure on S_g by pulling back the metric, and we call the map f a marking. Each point $(f, \Sigma) \in \mathcal{T}_g$ corresponds to a representation $\pi_1(S_g) \rightarrow \text{PSL}_2(\mathbb{R})$ by composing the monodromy representation $\pi_1(\Sigma) \rightarrow \text{PSL}_2(\mathbb{R})$ with f_* , and the equivalence relation \sim corresponds to the $\text{PGL}_2(\mathbb{R})$ conjugation equivalence on the representation space.

Given a pair of points on the Teichmüller space $X_1 := (f_1, \Sigma_1)$ and $X_2 := (f_2, \Sigma_2)$, the map $f_2 \circ f_1^{-1}$ induces a group isomorphism $\rho : \pi_1(\Sigma_1) \rightarrow \pi_1(\Sigma_2)$. Fix two basepoints O_1 and O_2 on the universal cover \mathbb{H}^2 of Σ_1 and Σ_2 . Since the actions of $\pi_1(\Sigma_i)$ on \mathbb{H}^2 are cocompact, they give rise to quasi-isometries between \mathbb{H}^2 and $\pi_1(\Sigma_i)$ via the orbit maps. Thus, it determines a unique quasi-isometry between \mathbb{H}^2 , which is given by

$$\mathbb{H}^2 \sim \pi_1(\Sigma_1) \cdot O_1 \sim \pi_1(\Sigma_1) \sim_\rho \pi_1(\Sigma_2) \sim \pi_1(\Sigma_2) \cdot O_2 \sim \mathbb{H}^2.$$

This induces a boundary homeomorphism

$$(1) \quad \varphi : \partial_\infty \mathbb{H}^2 \rightarrow \partial_\infty \mathbb{H}^2.$$

It is clear that φ does not depend on the choice of basepoints O_1, O_2 .

For any discrete isometry subgroup Γ acting on \mathbb{H}^2 , there exists [Pat76] a family of Radon measures $\{\mu_x \mid x \in \mathbb{H}^2\}$ called the Patterson-Sullivan measures which satisfies the following properties:

- $\{\mu_x\}$ supports on $\Lambda(\Gamma) \subset \partial_\infty \mathbb{H}^2$ the limit set of Γ .
- $\{\mu_x\}$ is Γ -equivariant, that is, $\mu_{\gamma x} = \gamma_* \mu_x$ for any $x \in \mathbb{H}^2$ and $\gamma \in \Gamma$.
- $\{\mu_x\}$ is pairwise equivalent, and for any $x, y \in \mathbb{H}^2$, and any $\theta \in \Lambda(\Gamma)$ we have explicit Radon-Nykodym derivatives

$$(2) \quad \frac{d\mu_x}{d\mu_y}(\theta) = e^{-\delta B_\theta(x, y)}.$$

Here δ is the critical exponent of Γ and

$$B_\theta(x, y) := \lim_{t \rightarrow +\infty} [d(x, c_{y\theta}(t)) - t]$$

denotes the Busemann function on \mathbb{H}^2 where $c_{y\theta}$ is the unit speed geodesic ray connecting y to θ .

When Γ is a lattice in $\mathrm{PSL}_2(\mathbb{R})$, we know $\delta = 1$ and that $\{\mu_x\}$ is in fact $\mathrm{PSL}_2(\mathbb{R})$ -equivariant. Indeed, $\{\mu_x\}$ coincides with the harmonic measures. Moreover, $\{\mu_x\}$ is the same as the visual measures upto a multiplicative scalar. To be specific, we let ds_x be the Haar measure of $T_x^1 \mathbb{H}^2$. Consider the visual map $\alpha_x : T_x^1 \mathbb{H}^2 \rightarrow \partial_\infty \mathbb{H}^2$ at x , which is a diffeomorphism defined as $\alpha_x(v) = v(-\infty)$, where $v(-\infty)$ denotes the endpoint of the geodesic ray with initial vector $-v$. Then we have

$$(3) \quad \alpha_x^* \mu_x = \lambda ds_x \text{ for some } \lambda > 0, \text{ and } \alpha_x^{-1}(\theta) = \nabla B_\theta(\cdot, y)|_x \text{ for any } \theta \in \partial_\infty \mathbb{H}^2 \text{ and for any } y \in \mathbb{H}^2.$$

On the other hand, let $\mathcal{M}(\partial_\infty \mathbb{H}^2)$ denote the space of Radon measures on $\partial_\infty \mathbb{H}^2$. For any finite, nonzero and non-atomic measure $\nu \in \mathcal{M}(\partial_\infty \mathbb{H}^2)$, we can define the barycenter of ν by the formula

$$\mathrm{bar}(\nu) := x_\nu \in \mathbb{H}^2$$

such that at x_ν the function

$$(4) \quad \mathcal{B}_\nu(x) := \int_{\partial_\infty \mathbb{H}^2} B_\theta(x, O) d\nu(\theta)$$

reaches its unique minimum. Note that the definition of $\mathrm{bar}(\nu)$ is independent on the choice of basepoint O and we often abbreviate $B_\theta(x, O)$ with $B_{\theta, x}$ when the basepoint either is chosen or does not matter.

We are now ready to define the Douady-Earle extension. For a pair of points on the Teichmüller space $X_1 := (f_1, \Sigma_1)$ and $X_2 := (f_2, \Sigma_2)$, we see from (1) that there is a boundary homeomorphism $\varphi: \partial_\infty \mathbb{H}^2 \rightarrow \partial_\infty \mathbb{H}^2$. Now we define $\tilde{F}: \mathbb{H}^2 \rightarrow \mathbb{H}^2$ to be

$$(5) \quad \tilde{F}(x) := \text{bar}(\varphi_*(\mu_x)),$$

where $\varphi_*(\cdot)$ denotes the push-forward measures. Since $\{\mu_x\}$ is $\pi_1(\Sigma_1)$ -equivariant, φ is ρ -equivariant, and $\text{bar}(\cdot)$ is $\pi_1(\Sigma_2)$ -equivariant, we see that \tilde{F} is ρ -equivariant, hence it descends to a map $F: \Sigma_1 \rightarrow \Sigma_2$, which we call the Douady-Earle extension map (or the barycenter map). It is shown in [DE86, Theorem 1] that F is an analytic diffeomorphism.

We now follow the treatment of [BCG95] to obtain further properties of F . For any $x \in \mathbb{H}^2 = \tilde{\Sigma}_1$ and $y = \tilde{F}(x) \in \mathbb{H}^2 = \tilde{\Sigma}_2$. Since at y the function \mathcal{B}_ν (See (4)) achieves the unique minimum, we have $d\mathcal{B}_{\nu,y} = 0$ for $\nu = \varphi_*\mu_x$. Therefore, we have the following 1-form equation

$$(6) \quad 0 = \int_{\partial_\infty \mathbb{H}^2} dB_{\xi,y}(\cdot)(\varphi_* d\mu_x)(\xi) = \int_{\partial_\infty \mathbb{H}^2} dB_{\varphi(\theta),y}(\cdot) d\mu_x(\theta),$$

where the second equality pulls back the integral by φ . Differentiating (6) on both sides about the x variable, and in view of (2) ($\delta = 1$), we obtain the following equation for $(1,1)$ -tensors

$$(7) \quad \int_{\partial \mathbb{H}^2} \nabla dB_{\varphi(\theta),y}(d\tilde{F}_x(\cdot)) d\mu_x(\theta) = \int_{\partial \mathbb{H}^2} dB_{\theta,x}(\cdot) \nabla B_{\varphi(\theta),y} d\mu_x(\theta).$$

This holds for any $y = \tilde{F}(x)$.

3. PROOF OF THEOREM 1.1

The “if part” is clear since if Σ_1, Σ_2 are isometric, then the isometry satisfies the defining equation (5) of the Douady-Earle extension.

Now assume $J(X, Y) = 0$, that is, the Douady-Earle extension map F between the pairs $X = (\Sigma_1, f_1)$, $Y = (\Sigma_2, f_2)$ satisfies $|\text{Jac } F|(x) = 1$ for all $x \in \Sigma_1$. We claim that there exists $x_0 \in \Sigma_1$ such that dF_{x_0} is an local isometry (possibly orientation reversing). Otherwise, at every point $x \in \Sigma_1$, we have $\|dF\| > 1$ with respect to the Riemannian inner product at x and $y = F(x)$. By the Implicit Function Theorem, it follows that there is a smooth line field \mathcal{L} on Σ_1 such that at any point and either unit vector $e \in \mathcal{L}$, $|dF(e)| = \|dF\|$ (i.e. \mathcal{L} is the most expanding line). However the existence of a smooth line field \mathcal{L} contradicts the fact that the Euler characteristic satisfies $\chi(\Sigma_1) \neq 0$.

Thus, there is a point x_0 at which dF_{x_0} is a local isometry. We denote $y_0 = F(x_0)$. It follows that there exist orthonormal frames $\{e_1, e_2\}$ at $T_{x_0}\Sigma_1$ and $\{\bar{e}_1, \bar{e}_2\}$ at $T_{y_0}\Sigma_2$ such that $dF_{x_0}(e_1) = \bar{e}_1$ and $dF_{x_0}(e_2) = \bar{e}_2$. It is possible that F is orientation reversing so that the frames $\{e_1, e_2\}$ and $\{\bar{e}_1, \bar{e}_2\}$ have reversed orientations. Lifting to the universal cover \mathbb{H}^2 , and we abuse the same notation $y_0 = \tilde{F}(x_0)$. Substituting into (7), we obtain that

$$\int_{\partial \mathbb{H}^2} \nabla dB_{\varphi(\theta),y_0}(\bar{e}_i) d\mu_{x_0}(\theta) = \int_{\partial \mathbb{H}^2} dB_{\theta,x_0}(e_i) \nabla B_{\varphi(\theta),y_0} d\mu_{x_0}(\theta).$$

For simplicity we normalize so that $\|\mu_{x_0}\| = 1$. Now take the trace on both sides and note that $\text{tr} \nabla dB_{\varphi(\theta),y_0} = \Delta B_{\varphi(\theta),y_0} \equiv 1$ in \mathbb{H}^2 . We have

$$\begin{aligned} 1 &= \sum_{i=1}^2 \left\langle \int_{\partial \mathbb{H}^2} \nabla dB_{\varphi(\theta),y_0}(\bar{e}_i) d\mu_{x_0}(\theta), \bar{e}_i \right\rangle \\ &= \sum_{i=1}^2 \int_{\partial \mathbb{H}^2} dB_{\theta,x_0}(e_i) \langle \nabla B_{\varphi(\theta),y_0}, \bar{e}_i \rangle d\mu_{x_0}(\theta) \end{aligned}$$

$$\begin{aligned}
&= \int_{\partial\mathbb{H}^2} \left(\sum_{i=1}^2 dB_{\theta,x_0}(e_i) \cdot dB_{\varphi(\theta),y_0}(\bar{e}_i) \right) d\mu_{x_0}(\theta) \\
&\leq \int_{\partial\mathbb{H}^2} \frac{1}{2} \sum_{i=1}^2 \left(dB_{\theta,x_0}^2(e_i) + dB_{\varphi(\theta),y_0}^2(\bar{e}_i) \right) d\mu_{x_0}(\theta) = 1,
\end{aligned}$$

where the above inequality uses the mean inequality and the last equality uses the fact that $\text{tr} dB_{\theta,x_0}^2 = \text{tr} dB_{\varphi(\theta),y_0}^2 \equiv 1$ in \mathbb{H}^2 . This forces the equality on the above inequality. Recall from (3) that $\{\mu_x\}$ are all equivalent to the Lebesgue measure. Thus, for any $i = 1, 2$ and for Lebesgue a.e. $\theta \in \partial_\infty\mathbb{H}^2$, we have

$$(8) \quad dB_{\theta,x_0}(e_i) = dB_{\varphi(\theta),y_0}(\bar{e}_i).$$

Since both $\{e_1, e_2\}$ at $T_{x_0}\mathbb{H}^2$ and $\{\bar{e}_1, \bar{e}_2\}$ at $T_{y_0}\mathbb{H}^2$ are orthonormal, we consider a unique isometry $G : \mathbb{H}^2 \rightarrow \mathbb{H}^2$ such that $G(x_0) = y_0$, $dG(e_1) = \bar{e}_1$ and $dG(e_2) = \bar{e}_2$. Then (3) and (8) imply that φ coincide with the boundary map induced by G . Notice that G is the unique Douady-Earle extension map of its induced boundary map. This implies that $\tilde{F} = G$ and hence F is an isometry. In particular, $X = Y \in \mathcal{T}_g$.

4. AN EXPLICIT DEFORMATION

In order to describe an explicit deformation of hyperbolic structures on the Teichmüller space, we briefly recall the Fenchel-Nielsen coordinates [FN02]. (Also see [FM12, Section 10.6] for a nice exposition) Given S a closed oriented surface of genus g , and a decomposition into $(2g - 2)$ pairs of pants by cutting along $(3g - 3)$ disjoint simple closed curves on S . The lengths of these curves will uniquely determine a hyperbolic structure (with totally geodesic boundaries) for each pants, which consists of $(3g - 3)$ positive length parameters $\ell_1, \dots, \ell_{3g-3}$. Along with these length parameters, there are also $(3g - 3)$ twist parameters $\theta_1, \dots, \theta_{3g-3}$ (taking values in \mathbb{R}) that determine how the pairs of pants are glued together. The Fricke-Klein Theorem [FK12] states that there is a homeomorphism

$$\Phi : \mathcal{T}_g \rightarrow \mathbb{R}_+^{3g-3} \times \mathbb{R}^{3g-3}$$

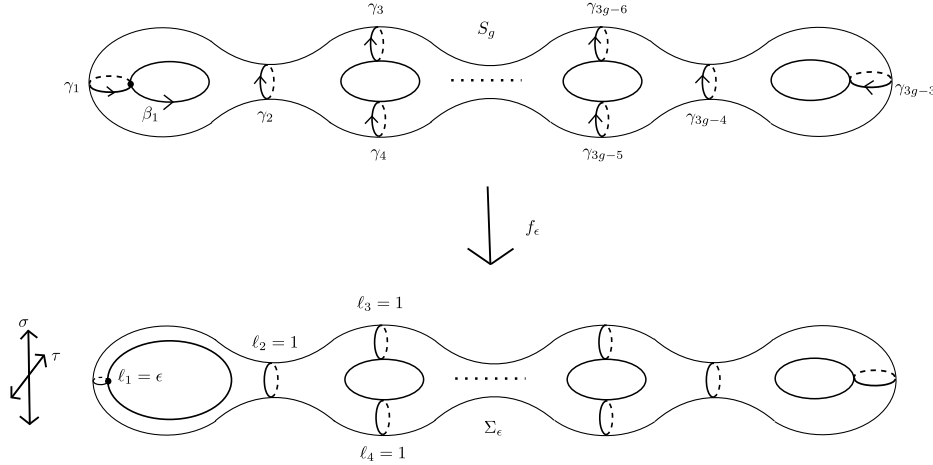
given explicitly by the length and twisting parameters $(\ell_1, \dots, \ell_{3g-3}; \theta_1, \dots, \theta_{3g-3})$.

Now we choose the first pants—one of the two pants towards the end which consists of only two simple closed curves, and with loss of generality, we denote it by $P_1 = (\gamma_1, \gamma_2)$, where γ_1 is the simply closed curved shared by the two boundary components of the pants (see Figure 1). Denote β_1 the seam on P_1 that transversely intersects γ_1 . For $\epsilon \in (0, 1]$, we choose a smooth curve $X_\epsilon := (\Sigma_\epsilon, f_\epsilon)$ on \mathcal{T}_g given by

$$X_\epsilon = \Phi^{-1}(\epsilon, 1, \dots, 1; 0, \dots, 0).$$

Intuitively, this curve represents a deformation of hyperbolic structures on S in such a way that, as $\epsilon \rightarrow 0^+$, it collapses the γ_1 curve in the most “symmetric” way. Since the twist parameter on γ_1 remains zero, we see that the closed geodesics in the class of γ_1 and β_1 always intersect orthogonally. We denote the intersection point by p_ϵ .

For the remaining section, we will study some of the properties on the family of the Douady-Earle extension maps F_ϵ from X_1 to X_ϵ . We first describe certain symmetries on Σ_ϵ .

FIGURE 1. The deformation X_ϵ

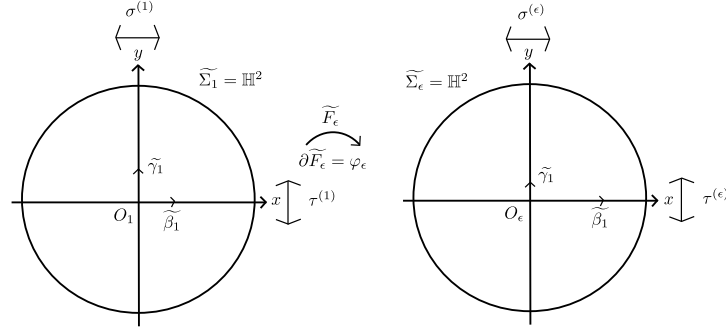
$(\mathbb{Z}/2 \times \mathbb{Z}/2)$ -symmetry: There are two commutative involutive isometries $\sigma^{(\epsilon)}, \tau^{(\epsilon)}$ on each Σ_ϵ which we describe below:

- The σ -symmetry: this corresponds to the up-and-down symmetry (see Figure 1) by fixing the closed geodesics in the homotopy class of γ_1 and γ_{3g-3} (later we simply call γ_1 -geodesic and so on), stabilizing each γ_{3i-1} -geodesic (for $i = 1, \dots, (g-1)$), and permuting γ_{3i} -geodesics with γ_{3i+1} -geodesics (for $i = 1, \dots, (g-2)$). This involution can be defined first on each individual pants since the length parameters are the same ($\ell_{3i} = \ell_{3i+1}$), and then it extends to a global isometry on Σ_ϵ since the twist parameters are all zero.
- The τ -symmetry: this corresponds to the front-and-back symmetry as in Figure 1. On each pair of pants, it fixes the seams and permutes the two hyperbolic hexagons isometrically. Similarly, since all twist parameters are zero, it extends globally to an isometry on Σ_ϵ . Under τ , all γ_i -geodesics are stabilized, and all seams of the pants (including β_1 in particular) are fixed.
- From the definition, it is clear that σ commutes with τ .
- The families $\sigma^{(\epsilon)}$ and $\tau^{(\epsilon)}$ on Σ_ϵ are the conjugations by f_ϵ of the respective involutions σ and τ on S_g . In particular, the isotopy class determined by the natural identification $\rho_\epsilon := (f_\epsilon \circ f_1^{-1})_* : \pi_1(\Sigma_1, p_1) \rightarrow \pi_1(\Sigma_\epsilon, p_\epsilon)$ is both $(\sigma^{(1)}, \sigma^{(\epsilon)})$ and $(\tau^{(1)}, \tau^{(\epsilon)})$ equivariant.

It is also convenient to describe σ and τ when lifted to the universal cover. Suppose we choose the disk model of $\mathbb{H}^2 := \widetilde{\Sigma}_\epsilon$ by choosing a lift O_ϵ of p_ϵ to be the origin, the lift of β_1 -geodesic (through O_ϵ) the x -axis, and the lift of γ_1 -geodesic (through O_ϵ) the y -axis. These axes divide \mathbb{H}^2 into four isometric regions we call *quadrants*. (See Figure 2.) We also denote the ideal boundary of quadrants in $\partial_\infty \mathbb{H}^2$ by the same term – quadrants. Moreover, τ and σ simply lift to the reflection isometries about the x and y -axes, respectively. For simplicity, we still denote these lifts again by τ and σ .

In the proposition below we consider the map $\varphi_\epsilon : \partial_\infty \mathbb{H}^2 \rightarrow \partial_\infty \mathbb{H}^2$ induced from ρ_ϵ as in (1), except that we replace Σ_2 by Σ_ϵ .

Proposition 4.1. *The boundary map φ_ϵ preserves quadrants, and is both $(\sigma^{(1)}, \sigma^{(\epsilon)})$ and $(\tau^{(1)}, \tau^{(\epsilon)})$ -equivariant.*

FIGURE 2. Douady-Earle extension map \tilde{F}_ϵ

Proof. For each ϵ , the \mathbb{Z} -subgroup of $\pi_1(\Sigma_\epsilon, p_\epsilon)$ corresponding to the β_1 -curve acts on the x -axes by translation, hence their forward/backward limit points must be identified via the boundary map φ_ϵ , that is, we have $\varphi_\epsilon(\pm 1, 0) = (\pm 1, 0)$ in the disk model. Similarly, by taking the \mathbb{Z} -subgroup corresponding to the γ_1 -curve, we can show $\varphi_\epsilon(0, \pm 1) = (0, \pm 1)$. Moreover, since the boundary map is a homeomorphism, it must preserve each quadrant.

For any $\theta \in \partial_\infty \mathbb{H}^2 = \partial_\infty \widetilde{\Sigma}_1$, it can be approximated by a sequence of orbit points. We assume $g_i O_1 \rightarrow \theta$ where $g_i \in \pi_1(\Sigma_1, p_1)$. Suppose $\varphi_\epsilon(\theta) = \zeta \in \partial_\infty \widetilde{\Sigma}_\epsilon$, then $\rho_\epsilon(g_i) O_\epsilon \rightarrow \zeta$ by definition. Let $\sigma_*^{(\epsilon)} : \pi_1(\Sigma_\epsilon, p_\epsilon) \rightarrow \pi_1(\Sigma_\epsilon, p_\epsilon)$ be the automorphism induced by $\sigma^{(\epsilon)}$. Applying the $\sigma_*^{(1)}$ -involution, we obtain that

$$\sigma_*^{(1)}(g_i) O_1 \rightarrow \sigma^{(1)}(\theta),$$

and

$$\sigma_*^{(\epsilon)}(\rho_\epsilon(g_i)) O_\epsilon \rightarrow \sigma^{(\epsilon)}(\varphi_\epsilon(\theta)) = \sigma^{(\epsilon)}(\zeta).$$

Use the $(\sigma^{(1)}, \sigma^{(\epsilon)})$ -equivariance of ρ_ϵ , we see that

$$\varphi_\epsilon(\sigma^{(1)}(\theta)) = \lim_i [\rho_\epsilon(\sigma_*^{(1)}(g_i)) O_\epsilon] = \lim_i [\sigma_*^{(\epsilon)}(\rho_\epsilon(g_i)) O_\epsilon] = \sigma^{(\epsilon)}(\varphi_\epsilon(\theta)).$$

This shows φ_ϵ is $(\sigma^{(1)}, \sigma^{(\epsilon)})$ -equivariant. Similarly, it is $(\tau^{(1)}, \tau^{(\epsilon)})$ -equivariant. \square

We are now ready to discuss the corresponding symmetry of the Douady-Earle extension maps $F_\epsilon : \Sigma_1 \rightarrow \Sigma_\epsilon$.

Proposition 4.2. *On the universal cover, the Douady-Earle extension map $\tilde{F}_\epsilon : \mathbb{H}^2 \rightarrow \mathbb{H}^2$ sends the (positive/negative) x -axis to the (positive/negative) x -axis and sends the (positive/negative) y -axis to the (positive/negative) y -axis. In particular, it sends O_1 to O_ϵ . Thus, when it descends to the quotient manifolds, the map $F : \Sigma_1 \rightarrow \Sigma_\epsilon$ sends the γ_1 -geodesic on Σ_1 to the γ_1 -geodesic on Σ_ϵ , and sends the β_1 -geodesic on Σ_1 to the β_1 -geodesic on Σ_ϵ . In particular, it sends p_1 to p_ϵ .*

Proof. Suppose x_0 lies on the x -axis on the base space $\widetilde{\Sigma}_1 \cong \mathbb{H}^2$, then the Patterson-Sullivan measure μ_{x_0} (which coincides with the visual measure at x_0) is certainly $\tau_*^{(1)}$ -invariant. Since the boundary map φ_ϵ is $(\tau^{(1)}, \tau^{(\epsilon)})$ -equivariant by Proposition 4.1, we see that the push-forward measure $(\varphi_\epsilon)_* \mu_{x_0}$ is $\tau^{(\epsilon)}$ -invariant. Thus, its barycenter is also $\tau^{(\epsilon)}$ -invariant. Then it must lie on the x -axis.

Moreover, if x_0 lies on the positive x -axis, then for any θ lying on the first and fourth quadrants, the density of $d\mu_{x_0}$ at θ is strictly bigger than the density at $\sigma(\theta)$. On the other hand, since the boundary map preserves the quadrants and is $(\sigma^{(1)}, \sigma^{(\epsilon)})$ -equivariant, the push-forward measure

$(\varphi_\epsilon)_*\mu_{x_0}$ also weighs more at any θ on the first and fourth quadrants than at $\sigma^{(\epsilon)}(\theta)$ on the second and third quadrants. Therefore, in view of (6), it's barycenter must also lie on the positive x -axis.

The other part follows in a similar way. \square

5. PROOF OF THEOREM 1.2

In this section we introduce the notation \lesssim to indicate that the left hand side is bounded by a uniform constant multiple of the right hand side. Similarly \gtrsim the reverse bound. We prove the following stronger statement. As a result, Theorem 1.2 follows.

Theorem 5.1. *Under the deformation described in Section 4, the Douady-Earle extension map $F_\epsilon : \Sigma_1 \rightarrow \Sigma_\epsilon$ satisfies that*

$$\text{Jac } F_\epsilon(p_1) \gtrsim \frac{1}{\epsilon \ln^2 \epsilon}.$$

In particular, as $\epsilon \rightarrow 0^+$, we have $\text{Jac } F_\epsilon \rightarrow +\infty$.

Proof. We use the disk model and build up the coordinate systems as in Section 4 by setting O_ϵ the origin, the lift of β_1 -geodesic (through O_ϵ) the x -axis, and the lift of γ_1 -geodesic (through O_ϵ) the y -axis. Let $\{e_1, e_2\}$ be the standard base axial orthonormal frame at $T_{O_1}\mathbb{H}^2$ and $\{\bar{e}_1, \bar{e}_2\}$ be the target axial orthonormal frame at $T_{O_\epsilon}\mathbb{H}^2$. By Proposition 4.2, we know that at O_1 , the differential map $d\tilde{F}$ sends e_1 to the direction of \bar{e}_1 and e_2 to the direction of \bar{e}_2 . We assume

$$(9) \quad d\tilde{F}(e_1) = \lambda_1 \bar{e}_1 \text{ and } d\tilde{F}(e_2) = \lambda_2 \bar{e}_2 \text{ for some } \lambda_1, \lambda_2 > 0 \text{ depending on } \epsilon.$$

Then we have $\text{Jac } \tilde{F}_\epsilon = \lambda_1 \cdot \lambda_2$. The proof of the theorem follows immediately from the following lemma. \square

Lemma 5.2. *We have asymptotic bounds*

$$\lambda_1 \gtrsim \frac{1}{\epsilon^2 \ln^2 \epsilon} \text{ and } \lambda_2 \gtrsim \epsilon.$$

Proof. We substitute e_1, e_2 into the 2-form equation of the Douady-Earle extension (7) and get for $i = 1, 2$

$$\int_{\partial_\infty \mathbb{H}^2} \nabla dB_{\varphi(\theta), O_\epsilon}(d\tilde{F}(e_i)) d\mu(\theta) = \int_{\partial_\infty \mathbb{H}^2} dB_{\theta, O_1}(e_i) \nabla B_{\varphi(\theta), O_\epsilon} d\mu(\theta),$$

where $d\mu$ is the visual (Lebesgue) measure at O_1 . Take the inner product of the above equation with \bar{e}_i and use (9), we obtain that

$$\lambda_i = \frac{\int_{\partial_\infty \mathbb{H}^2} dB_{\theta, O_1}(e_i) dB_{\varphi(\theta), O_\epsilon}(\bar{e}_i) d\mu(\theta)}{\int_{\partial_\infty \mathbb{H}^2} \nabla dB_{\varphi(\theta), O_\epsilon}(\bar{e}_i, \bar{e}_i) d\mu(\theta)}, \text{ for } i = 1, 2.$$

If we choose $\theta \in [0, 2\pi)$ the angle parameter and use the $\mathbb{Z}/2 \times \mathbb{Z}/2$ symmetry of μ and φ_ϵ , then we can simplify further to

$$(10) \quad \lambda_1 = \frac{\int_0^{\pi/2} \cos \theta \cdot \cos \varphi_\epsilon(\theta) d\theta}{\int_0^{\pi/2} \sin^2 \varphi_\epsilon(\theta) d\theta},$$

and

$$(11) \quad \lambda_2 = \frac{\int_0^{\pi/2} \sin \theta \cdot \sin \varphi_\epsilon(\theta) d\theta}{\int_0^{\pi/2} \cos^2 \varphi_\epsilon(\theta) d\theta}.$$

For the convenience, we introduce the following function

$$\Theta : \mathbb{R}^+ \rightarrow (0, \pi/2)$$

with the property that the unique bi-infinite geodesic, which intersects the positive y -axis orthogonally and is (hyperbolic) distance s away from the origin, intersects the boundary circle at angle $\Theta(s)$ and $\pi - \Theta(s)$. (See Figure 3.) Using the hyperbolic law of cosines, we see that

$$(12) \quad \cosh(s) = \frac{1}{\cos(\Theta(s))}.$$

Therefore,

$$\lim_{s \rightarrow 0^+} \frac{\Theta(s)}{s} = 1 = \lim_{s \rightarrow +\infty} \frac{\pi/2 - \Theta(s)}{2e^{-s}}.$$

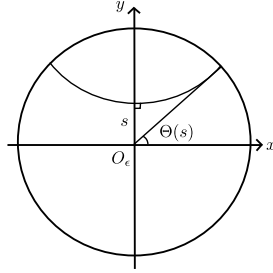


FIGURE 3. The Θ function

Denote $a \in \pi_1(S_g)$ the element which corresponds to the γ_1 curve, then for any $k \in \mathbb{Z}_+$, the element $(f_\epsilon)_*(a^k) \in \pi_1(\Sigma_\epsilon, p_\epsilon)$ acts on its universal cover isometrically such that it translates the x -axis to the geodesic which is distance $(k \cdot \epsilon)$ away from the origin, and meanwhile intersecting the positive y -axis orthogonally. This means that the boundary map φ_ϵ sends the point at angle $\Theta(k)$ to the point at angle $\Theta(k \cdot \epsilon)$ for any $k \in \mathbb{Z}_+$ since φ_ϵ is ρ_ϵ -equivariant. Moreover, since φ_ϵ is a homeomorphism, we know that it is strictly increasing. In particular, it sends $(0, \Theta(k))$ homeomorphically to $(0, \Theta(k\epsilon))$ for each $k \in \mathbb{Z}_+$. (See Figure 4) Now we are ready to estimate λ_1 and λ_2 .

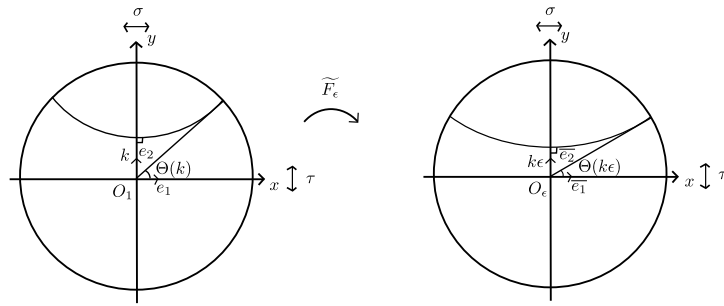


FIGURE 4. The map F_ϵ

For λ_1 , we choose $k = \lceil -2\ln(\epsilon) \rceil$. Then the numerator of (10) has lower bounds

$$\begin{aligned} \int_0^{\pi/2} \cos \theta \cdot \cos \varphi_\epsilon(\theta) d\theta &\geq \int_0^{\Theta(1)} \cos \theta \cdot \cos \varphi_\epsilon(\theta) d\theta \\ &\geq \cos^2(\Theta(1)) \cdot \Theta(1) \\ &= O(1), \end{aligned}$$

where the second inequality uses $\varphi_\epsilon(\Theta(1)) = \Theta(\epsilon) \leq \Theta(1)$. The denominator of (10) has upper bounds

$$\begin{aligned} \int_0^{\pi/2} \sin^2 \varphi_\epsilon(\theta) d\theta &= \int_0^{\Theta(k)} \sin^2 \varphi_\epsilon(\theta) d\theta + \int_{\Theta(k)}^{\pi/2} \sin^2 \varphi_\epsilon(\theta) d\theta \\ &\leq \sin^2 \Theta(k\epsilon) \cdot \frac{\pi}{2} + 1 \cdot \left(\frac{\pi}{2} - \Theta(k) \right) \\ &\lesssim \epsilon^2 \ln^2 \epsilon + e^{-k} \\ &\lesssim \epsilon^2 \ln^2 \epsilon. \end{aligned}$$

Thus, we obtain

$$\lambda_1 \gtrsim \frac{1}{\epsilon^2 \ln^2 \epsilon}.$$

For λ_2 , the numerator of 11 has lower bounds

$$\begin{aligned} \int_0^{\pi/2} \sin \theta \cdot \sin \varphi_\epsilon(\theta) d\theta &\geq \int_{\Theta(1)}^{\pi/2} \sin \theta \cdot \sin \varphi_\epsilon(\theta) d\theta \\ &\geq \sin \Theta(1) \cdot \sin \Theta(\epsilon) \cdot \left(\frac{\pi}{2} - \Theta(1) \right) \\ &\gtrsim \epsilon. \end{aligned}$$

The denominator of (11) has upper bounds

$$\int_0^{\pi/2} \cos^2 \varphi_\epsilon(\theta) d\theta \leq \frac{\pi}{2}.$$

Thus, we have

$$\lambda_2 \gtrsim \epsilon.$$

□

REFERENCES

- [Ahl61] Lars V. Ahlfors. Curvature properties of teichmüller space. *Journal d'Analyse Mathématique*, 9:161–176, 1961.
- [BCG95] G. Besson, G. Courtois, and S. Gallot. Entropies et rigidités des espaces localement symétriques de courbure strictement négative. *Geom. Funct. Anal.*, 5(5):731–799, 1995.
- [CF03] Christopher Connell and Benson Farb. The degree theorem in higher rank. *J. Differential Geom.*, 65(1):19–59, 2003.
- [CF17] Chris Connell and Benson Farb. Erratum for “The degree theorem in higher rank” [MR2057530]. *J. Differential Geom.*, 105(1):21–32, 2017.
- [CY75] Shiing-Shen Chern and Shing-Tung Yau. Complete kähler manifolds with zero ricci curvature and their holonomy groups. *Annals of Mathematics*, 102(1):1–36, 1975.
- [DE86] Adrien Douady and Clifford J. Earle. Conformally natural extension of homeomorphisms of the circle. *Acta Math.*, 157(1-2):23–48, 1986.
- [FK12] R. Fricke and F. Klein. *Vorlesungen über die theorie der automorphen functionen: bd. Die functionentheoretischen ausführungen und die anwendungen*. Vorlesungen über die theorie der automorphen functionen. B.G. Teubner, 1912.

- [FM12] Benson Farb and Dan Margalit. *A primer on mapping class groups*, volume 49 of *Princeton Mathematical Series*. Princeton University Press, Princeton, NJ, 2012.
- [FN02] Werner Fenchel and Jakob Nielsen. *Discontinuous Groups of Isometries in the Hyperbolic Plane*, volume 29 of *De Gruyter Studies in Mathematics*. Walter de Gruyter, Berlin & New York, 1st edition, 2002.
- [JLY18] Manman Jiang, Lixin Liu, and Hongyu Yao. The Douady-Earle extensions are not always harmonic. *Proc. Amer. Math. Soc.*, 146(7):2853–2865, 2018.
- [Li12] Zhenyu Li. *Some applications of the Barycenter method*. ProQuest LLC, Ann Arbor, MI, 2012. Thesis (Ph.D.)–Indiana University.
- [LSY04] Kefeng Liu, Xiaofeng Sun, and Shing-Tung Yau. Canonical metrics on the moduli space of riemann surfaces i: Kähler metrics. *Journal of Differential Geometry*, 68(3):571–637, 2004.
- [LSY09] Kefeng Liu, Xiaofeng Sun, and Shing-Tung Yau. Canonical metrics on the moduli space of riemann surfaces ii: Jørgensen metric and its relatives. *Journal of Differential Geometry*, 79(2):329–413, 2009.
- [McM00] Curtis T. McMullen. The moduli space of riemann surfaces is kähler hyperbolic. *Annals of Mathematics*, 151(1):327–357, 2000.
- [Pap88] Athanase Papadopoulos. On thurston’s boundary of teichmüller space and the extension of earthquakes. *Topology and its Applications*, 41(2):147–177, 1988.
- [Pat76] SJ Patterson. The limit set of a fuchsian group. *Acta Mathematica*, 136(1):241–273, 1976.
- [Roy70] H. L. Royden. Automorphisms and isometries of teichmüller space. *Advances in Mathematics*, 4:145–234, 1970.
- [Rua24] Yuping Ruan. The Cayley hyperbolic space and volume entropy rigidity. *Math. Z.*, 306(1):Paper No. 4, 30, 2024.
- [Sam78] J. H. Sampson. Some properties and applications of harmonic mappings. *Ann. Sci. École Norm. Sup. (4)*, 11(2):211–228, 1978.
- [SY78] Richard Schoen and Shing-Tung Yau. On univalent harmonic maps between surfaces. *Inventiones Mathematicae*, 44(3):265–278, 1978.
- [Tei39] Oswald Teichmüller. Extremale quasikonforme abbildungen und quadratische differentiale. *Abhandlungen der Preussischen Akademie der Wissenschaften, Mathematisch-Naturwissenschaftliche Klasse*, 22:1–197, 1939.
- [Tei44] Oswald Teichmüller. Veränderliche riemannsche flächen. *Deutsche Mathematik*, 7:344–359, 1944.
- [Thu86] William P. Thurston. Minimal stretch maps between hyperbolic surfaces. Preprint, 1986.
- [Wei58] André Weil. Modules des surfaces de riemann. In *Séminaire Bourbaki, Vol. 3 (1956–1958)*, Talk no. 168, pages 413–419, 1958.
- [Yau78] Shing-Tung Yau. A general schwarz lemma for kähler manifolds. *American Journal of Mathematics*, 100(1):197–203, 1978.

DEPARTMENT OF MATHEMATICS, INDIANA UNIVERSITY, BLOOMINGTON, IN 47405, USA
 Email address: `connell1@iu.edu`

DEPARTMENT OF MATHEMATICS, NORTHWESTERN UNIVERSITY, EVANSTON, IL 60208, USA
 Email address: `ruanyp@northwestern.edu`

INSTITUTE OF MATHEMATICAL SCIENCES, SHANGHAI TECH UNIVERSITY, SHANGHAI 201210, CHINA
 Email address: `wangshi@shanghaitech.edu.cn`