

Sequential realization of Quantum Instruments

Soham Sau and Michal Sedlák

RCQI, Institute of Physics, Slovak Academy of Sciences, Dúbravská cesta 9, 84511 Bratislava, Slovakia

In adaptive quantum circuits classical results of mid-circuit measurements determine the upcoming gates. This allows POVMs, quantum channels or more generally quantum instruments to be implemented sequentially, so that fewer qubits need to be used at each of the N measurement steps. In this paper, we mathematically describe these problems via adaptive sequence of instruments (ASI) and show how any instrument can be decomposed into it. Number of steps N and number of ancillary qubits n_A needed for actual implementation are crucial parameters of any such ASI. We show an achievable lower bound on the product $N.n_A$ and we determine in which situations this tradeoff is likely to be optimal. Contrary to common intuition we show that for quantum instruments which transform n to $m(> n)$ qubits, there exist N -step ASI implementing them just with $(m-n)$ ancillary qubits, which are remeasured $(N-1)$ times and finally used as output qubits.

1 Introduction

Most of the currently developed quantum computers aim at implementing quantum circuits. In this paradigm a product pure state of n qubits is prepared and transformed by a sequence of unitary gates acting simultaneously only on a few qubits. Finally, projective single-qubit measurements are performed on all or just some qubits to signalize the outcome of the performed task. However, for many relevant tasks for quantum information processing, we start with a higher-level description (often less detailed) of what needs to be implemented. For example, preparation of a

mixed state, realization of a quantum channel or a positive operator valued measure (POVM), or implementation of a quantum instrument (i.e., measurement having classical as well as quantum output). These concepts are mathematically more convenient when solving some optimization problems, since they focus only on the most general evolution of the primary quantum system, which might be effectively arising in many different ways from interactions with other classical or quantum systems. On the other hand, these concepts need to be realized on real quantum hardware via its available toolkit.

For example, a quantum channel dilation is realized by appending ancillary qubits, and then performing a multi-qubit unitary gate, which is further decomposed into available quantum gates.

Current Noisy intermediate-scale quantum (NISQ) era devices [1] have serious limitations especially in terms of number of available qubits, number of gates or mid-circuit measurements that can be performed with reasonable quality within a single experimental run. Thus, to utilize potential of NISQ devices efficient realizations of channels, POVMs and instruments should be developed.

Although single-step dilations for POVMs [2], channels [3], and instruments [4] are known, their demands for a number of ancillary qubits often turn out to be too high [5, 6]. A practical strategy to solve this problem is to partially exchange space resources (qubits) for time resources (the number of computational steps). One of the first efforts in this direction was made by Lloyd and Viola [7], who showed that repeated interaction with a single ancillary qubit, plus its measurement and reset, together suffice to sequentially realize an arbitrary quantum channel. This could be considered as one of the first examples of

adaptive quantum circuits. In the area of measurements, similar efforts were initiated by G. Wang and M. Ying [8], who proved that extending system’s Hilbert space by a single extra dimension allows for the sequential realization of any POVM. Later, Andersson and Oi [9] showed that using a single resettable ancillary qubit suffices to implement any POVM. Applicability of adaptive circuits was also considered for particular tasks, such as state tomography [10], computing [11], quantum sequential decoding [12], sequential state discrimination [13], joint measurability [14] and unambiguous state discrimination [15].

Further progress was triggered by efforts to utilize sequential implementation schemes in experiments. Particularly, Chao Shen, et.al. in [16], considered such applications in superconducting circuits, including sequential implementation of quantum instruments. On the way towards demonstrating the practical advantage of dynamic quantum circuits containing mid-circuit measurements [17] (also denoted as quantum non-demolition measurements(QND)) conditional dynamics characterization methods needed to be developed [18, 19, 20, 21, 22, 23, 24]. In [25] Córcoles, et.al. implements the famous Quantum Phase estimation algorithm in its adaptive version, i.e. they realize particular dynamic quantum circuits on a superconducting-based quantum system. They managed to obtain results comparable to a nonadaptive implementation of the same algorithm. Later, work of P. Ivashkov, et. al. [26] reported higher fidelity of implementation of four-dimensional informationally complete POVM via their hybrid sequential implementation method than via direct single-step implementation based on Naimark dilation. These two works clearly demonstrated that the current-era quantum technology could benefit from trading-off spatial to temporal resources, when designing the experiments. Thus, adaptive quantum circuits are advantageous in the NISQ era experiments for implementing more complex quantum circuits thanks to utilization of mid-circuit measurements and feed-forward control [27].

The aim of the present work is to theoretically analyze adaptive quantum circuits in it’s idealized error-free form. Mid-circuit measurements are mathematically described by quantum instru-

ments. Therefore, we begin by defining *adaptive sequence of instruments* (ASI), which we designed to be, from mathematical perspective, a sufficiently general structure to encompass the considered situation. We give it a new name due to it’s unique way of handling the classical feedforward of information. We explore the possibilities for the sequential implementation of quantum instruments by such sequences. In particular, we generalize such previous results [7, 9, 15, 16] and show a constructive decomposition technique for a quantum instrument into a N -step ASI based on sequence of POVM postprocessings of the instrument’s induced POVM. We study efficiency of such sequential implementation schemes and determine achievable trade-offs by the proposed method between the number of steps N and the repeatedly used ancilla dimension needed for dilation of the involved instruments. We have discovered that for any instrument mapping to Hilbert space of increasing dimensionality there exists an ASI with smallest ancilla system that covers just the output dimension increase and is completely consumed in last step of ASI. The methods presented in this manuscript might be most relevant for problems, where we intent to implement a particular quantum channel, POVM or instrument for which single-step dilation and subsequent quantum circuit optimization does not provide sufficient control on the number of used qubits and mid-circuit measurements.

The structure of the paper is organized as follows. In section (2), we review needed notation and define the concept of adaptive sequence of instruments. In section (3), we decompose an instrument into a 2-step ASI and derive Theorem 1, which plays prominent role in the manuscript. While studying it’s resource requirements we define the notion of required ancilla dimension. Next, we derive Theorem 2, which for instruments with non-decreasing Hilbert space dimension quantifies needed ancilla dimension. For the rest of the instruments, we derive an improvement of Theorem 1 in section 3.3. Section 4 generalizes the above results into the N -step scenario. Considerations in Section 4.1 hint on scenarios in which proposed decompositions might be optimal and why trade-offs valid for them might qualitatively unavoidable in general. Section 5 specializes the presented results to the special case of sequential POVM implementation. It also hints

on relation of the overall problem to instrument compatibility [28, 29, 30], which is further discussed together with relation to instrument postprocessing in Section 6. Finally, the manuscript concludes with Section 7, which summarizes obtained results, possible future directions and open questions.

2 Quantum Instruments and their adaptive sequences

Let us consider a complex Hilbert space \mathcal{H} with a finite dimension d , and let $\mathcal{L}(\mathcal{H})$ denote the set of all bounded linear operators acting on \mathcal{H} . Any quantum state is represented by a density operator $\rho \in \mathcal{L}(\mathcal{H})$, i.e. a positive-semidefinite operator ($\rho \geq 0$) with unit trace ($\text{Tr}[\rho] = 1$). We denote the set of states by $\mathcal{S}(\mathcal{H}) (\subset \mathcal{L}(\mathcal{H}))$. An observable is described by *Positive Operator-Valued Measure (POVM)* and in this paper, we consider only POVMs with finite number of outcomes. We denote the set of POVMs each having outcome set Ω and acting on Hilbert space \mathcal{H} by $\mathcal{O}(\Omega, \mathcal{H})$. POVM $A \in \mathcal{O}(\Omega, \mathcal{H})$ is a collection of effects, i.e. operators $A_i \in \mathcal{L}(\mathcal{H})$ obeying $0 \leq A_i \leq I \ \forall i \in \Omega$, such that the normalization condition $\sum_{i \in \Omega} A_i = I$ holds, with I being the identity operator on \mathcal{H} . The probability of observing effect A_i when the system is in state ρ is given by the famous Born rule as $p_i = \text{Tr}[\rho A_i]$. Indeed, in quantum theory, one can only predict the probabilities of measurement outcomes, not the individual occurrences of specific outcomes. Nevertheless, the obtained outcome can be in each round classically post-processed by stochastic transformation, effectively leading to a different overall POVM. This procedure is known as POVM postprocessing [31] and can be formalized as follows.

Definition 1. *POVM $B \in \mathcal{O}(\Omega_B, \mathcal{H})$ is called a postprocessing of POVM $A \in \mathcal{O}(\Omega_A, \mathcal{H})$, denoted by $A \rightarrow B$, if there exists a stochastic matrix ν_{kj} $k \in \Omega_A, j \in \Omega_B$, i.e. $\nu_{kj} \geq 0, \forall k, \forall j$, satisfying $\sum_{j \in \Omega_B} \nu_{kj} = 1$ for all $k \in \Omega_A$, such that*

$$B_j = \sum_{k \in \Omega_A} \nu_{kj} A_k \quad \forall j \in \Omega_B. \quad (1)$$

We say observables A and B are *postprocessing equivalent* if $A \rightarrow B$ and $B \rightarrow A$, de-

noted by $A \leftrightarrow B$. If the postprocessing matrix contains only values zero or one, each outcome k is deterministically mapped to some outcome j and pre-images (with respect to postprocessing matrix) for different values of j are forming disjoint sets. If number of outcomes is reduced ($|\Omega_A| > |\Omega_B|$) we call such postprocessing a coarse-graining, since several outcomes are joined to a single outcome and the discrimination capability of the POVM decreases.

Next, we discuss concepts that are used to describe evolution of quantum states. Let \mathcal{H} and \mathcal{K} be two Hilbert spaces. General probabilistic transformations of quantum states, are termed *quantum operations*, and they are described by *Completely Positive Trace-Non-Increasing (CPTNI)* Maps from $\mathcal{L}(\mathcal{H})$ to $\mathcal{L}(\mathcal{K})$. A *Quantum channel* is such a quantum operation, which is deterministic in nature, and it corresponds to *Completely Positive Trace-Preserving (CPTP)* Map from $\mathcal{L}(\mathcal{H})$ to $\mathcal{L}(\mathcal{K})$. We denote the set of quantum channels as $\mathcal{Ch}(\mathcal{H}, \mathcal{K})$. Quantum operations have a well-known representation in an operator-sum form, known as the Kraus representation [32]: a linear map $\mathcal{N} : \mathcal{L}(\mathcal{H}) \mapsto \mathcal{L}(\mathcal{K})$ is a quantum operation if and only if there exists bounded operators (also called Kraus operators) $K_m, m = 1, 2, \dots, r_{\mathcal{N}}$, such that $\mathcal{N}(\rho) = \sum_m K_m \rho K_m^\dagger$ and $\sum_m K_m^\dagger K_m \leq I$. Here, the smallest achievable number $r_{\mathcal{N}} \in \mathbb{N}$ is called the Kraus rank of \mathcal{N} . If $\sum_m K_m^\dagger K_m = I$, the operation is a quantum channel. It is a well-known fact that a composition of quantum operations is also a quantum operation. Suppose that the quantum system is in state $\rho \in \mathcal{S}(\mathcal{H})$. The probability that quantum operation \mathcal{N} is realized on the system is given by $p_{\mathcal{N}} = \text{Tr}[\mathcal{N}(\rho)]$ and the normalized resulting state of the system is $\mathcal{N}(\rho)/p_{\mathcal{N}}$. While quantum operations describe the mapping between initial and final state of the system they do not include any description of how such operation was actually implemented.

Quantum instrument describes a measurement procedure in such a way that it captures not only the measurement statistics, but it describes the post-measurement state as well. In order to achieve this, every possible outcome of an instrument is associated with a quantum operation. Thus, also quantum instruments do not include details of how measurement was performed, just

its overall effect on states. Formally, quantum instrument can be defined as [33, 34, 35], as a mapping $\mathcal{I} : i \mapsto \mathcal{I}_i$ from a finite outcome set Ω to a set of quantum operations from $\mathcal{L}(\mathcal{H})$ to $\mathcal{L}(\mathcal{K})$ such that $\phi^\mathcal{I} := \sum_{i \in \Omega} \mathcal{I}_i \in Ch(\mathcal{H}, \mathcal{K})$ is a quantum channel. This condition indeed guarantees that the total probability of getting an outcome is one, i.e. $\sum_{i \in \Omega} Tr[\mathcal{I}_i(\rho)] = Tr[\phi^\mathcal{I}(\rho)] = Tr[\rho] = 1$. We will denote quantum channel $\phi^\mathcal{I}$ as the *induced channel* of the quantum instrument \mathcal{I} . It is useful to define also the *induced POVM* $A^\mathcal{I} \in \mathcal{O}(\Omega, \mathcal{H})$ of an instrument \mathcal{I} by equation $Tr[A_i^\mathcal{I} \rho] = Tr[\mathcal{I}_i(\rho)]$. In the Kraus representation, one can represent the i^{th} operation of the instrument as $\mathcal{I}_i(\rho) = \sum_m K_{i,m} \rho K_{i,m}^\dagger$ and its induced POVM can be represented as $A_i^\mathcal{I} = \sum_m K_{i,m}^\dagger K_{i,m}$. We denote the set of instruments, which have outcome set Ω and map from $\mathcal{L}(\mathcal{H})$ to $\mathcal{L}(\mathcal{K})$, by $Ins(\Omega, \mathcal{H}, \mathcal{K})$.

Let us now discuss how quantum channels and instruments can be realized using ancillary qubits, all initialized in state $|0\rangle$, as additional resources. Suppose we want to realize a quantum channel $\mathcal{E} \in Ch(\mathcal{H}_2^{\otimes n}, \mathcal{H}_2^{\otimes m})$ with n -qubit input and m -qubit output Hilbert space. The key parameter for the required resources is, $r_\mathcal{E}$, the Kraus rank of the channel \mathcal{E} , since the dimension of the discarded (or ignored) subsystem (see [35]) needs to be at least $r_\mathcal{E}$. Consequently, the number of qubits at the end of a channel dilation must be at least $m + \lceil \log r_\mathcal{E} \rceil$. Thus, when starting the dilation we need $\max\{0, m + \lceil \log r_\mathcal{E} \rceil - n\}$ ancillary qubits. Channel \mathcal{E} is then achieved by performing suitable unitary transformation on the system plus ancillary qubits and ignoring the suitable part of such extended system afterwards.

Similarly, if we want to realize quantum instrument $\mathcal{I} \in Ins(\Omega, \mathcal{H}_2^{\otimes n}, \mathcal{H}_2^{\otimes m})$ just by: i) adding ancillary qubits, ii) unitary evolution and iii) projective measurements on some of the qubits, then (assuming finite outcome space Ω) what matters is, $r_\mathcal{I} = \sum_{i \in \Omega} r_i$, the sum of the Kraus ranks of the quantum operations \mathcal{I}_i defining the instrument. Analogically, in this case we need $\max\{0, m + \lceil \log r_\mathcal{I} \rceil - n\}$ ancillary qubits.

Quite important example of an instrument, which we will often utilize also in this work, is a Lüders instrument [36].

Definition 2. *Lüders instrument* $\mathcal{I}^A \in$

$Ins(\Omega, \mathcal{H}, \mathcal{H})$ of POVM $A \in \mathcal{O}(\Omega, \mathcal{H})$ is defined as

$$\mathcal{I}_i^A(\rho) = \sqrt{A_i} \rho \sqrt{A_i} \quad \forall \rho \in \mathcal{S}(\mathcal{H}), \forall i \in \Omega. \quad (2)$$

Instrument \mathcal{I}^A represents the least disturbing (see e.g. [37]) way of measuring the POVM A from the point of view of the introduced state change. It's Kraus rank, $r_{\mathcal{I}^A} = \sum_{i \in \Omega} 1 = |\Omega|$, is the number of elements of the outcome set Ω . This minimal possible Kraus rank $r_{\mathcal{I}^A}$ reflects in small (smallest possible in a sense) requirement on the number of ancillary qubits.

The concept of a quantum instrument is quite versatile, since it can also represent a quantum state, POVM, or a channel as its special case. In particular, Instruments with one element outcome set uniquely represent channels. On the other hand, instruments with one-dimensional output space are in one-to-one correspondence with POVMs. Finally, instruments with one dimensional input space and one element outcome set are equivalent to quantum states on the output Hilbert space.

The composition of two quantum instruments is well defined if the output Hilbert space of the first one is the same as the input Hilbert space of the second one. The newly defined object is again a quantum instrument with outcome space formed as the cartesian product of the original outcome spaces.

Let us note that the induced POVM and induced channel are unique to a given instrument. On the other hand, different instruments can have the same induced POVM, the same induced channel, or even both.

If a system undergoes a sequence of measurements or any other form of evolution, then the composition of instruments is the most general description of this situation. Suppose an instrument \mathcal{I} was performed on the system. We might ask what kind of interventions we might perform to achieve a different overall instrument \mathcal{J} describing the total evolution of the system from the beginning to the end. The following definition was introduced in [38].

Definition 3. *We say an instrument $\mathcal{J} \in Ins(\Omega, \mathcal{H}, \mathcal{K})$ can be postprocessed to instrument*

$\mathcal{T} \in \text{Ins}(\Lambda, \mathcal{H}, \mathcal{V})$ and we denote it as $\mathcal{J} \rightarrow \mathcal{T}$ if there exist instruments $\mathcal{R}^i \in \text{Ins}(\Lambda, \mathcal{K}, \mathcal{V}) \forall i \in \Omega$ such that $\mathcal{T}_j = \sum_{i \in \Omega} \mathcal{R}_j^i \circ \mathcal{J}_i \forall j \in \Lambda$.

Instrument postprocessing introduces a partial order among equivalence classes of instruments. If $\mathcal{J} \rightarrow \mathcal{T}$ and $\mathcal{T} \rightarrow \mathcal{J}$ hold simultaneously we say instrument \mathcal{J} and \mathcal{T} are postprocessing equivalent.

In the rest of the manuscript, we will often consider similar compositions of more than two 'adaptively chosen' instruments, so formalizing such structures will be useful.

2.1 Adaptive Sequence of Quantum Instruments (ASI)

Our aim is to define an N step *adaptive sequence of instruments* \mathcal{Q} in which choice of each instrument in the sequence depends directly on the classical outcome of the preceding instrument. At first sight it might seem restrictive to have dependence only on one preceding outcome. But, we will illustrate later that actually arbitrary type of outcome dependence can be recast in this way via suitable choices of instruments and their outcome sets. Thus, we propose the following definition.

Definition 4. Let $\{\mathcal{H}_0, \dots, \mathcal{H}_N\}$ be an $(N + 1)$ -tuple of Hilbert spaces, $\Omega_0 \equiv \{1\}$ and $\{\Omega_1, \dots, \Omega_N\}$ be a N -tuple of outcome spaces. We denote intermediate outcome at step k as a_k and we use upper index signalize step number and to distinguish different instruments. Thus, let us choose sets of instruments $\mathcal{Q}^k \equiv \{\mathcal{I}^{k, a_{k-1}}\}_{a_{k-1} \in \Omega_{k-1}} \subset \text{Ins}(\Omega_k, \mathcal{H}_{k-1}, \mathcal{H}_k) \forall k, 1 \leq k \leq N$. The N -step adaptive sequence of instruments \mathcal{Q} is an N -tuple of all sets \mathcal{Q}^k , i.e. $\mathcal{Q} \equiv (\mathcal{Q}^1, \dots, \mathcal{Q}^N)$.

One can see a composition of N fixed instruments $\mathcal{I}^1, \dots, \mathcal{I}^N$ as a special case of ASI. This situation corresponds to choosing all the elements of the set \mathcal{Q}^k the same, i.e., $\mathcal{I}^{k, a_{k-1}} = \mathcal{I}^k \forall a_{k-1} \in \Omega_{k-1}, \forall k = 1, \dots, N$.

Let us introduce the Total Instrument by the following definition.

Definition 5. Let \mathcal{Q} be N -step adaptive sequence of instruments. Then we define, a Total

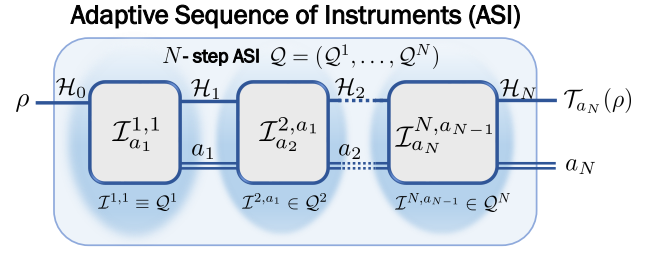


Figure 1: Illustration of N -step Adaptive sequence of instruments defined in Definition 4. Quantum instrument in the k -th step is chosen based on the outcome a_{k-1} obtained in the previous step/steps. For explanation on generality of outcome dependence see discussion below Remark 1 in the maintext.

Instrument $\mathcal{T} \in \text{Ins}(\Omega_N, \mathcal{H}_0, \mathcal{H}_N)$ of \mathcal{Q} , as

$$\mathcal{T}_{a_N} = \sum_{a_{N-1} \in \Omega_{N-1}} \dots \sum_{a_1 \in \Omega_1} \left(\mathcal{I}_{a_N}^{N, a_{N-1}} \circ \dots \circ \mathcal{I}_{a_1}^{1, 1} \right) \quad (3)$$

Total Instrument describes the overall instrument corresponding to the adaptive sequence of instruments \mathcal{Q} if we forget (or ignore) the intermediate classical outcomes a_1, \dots, a_{N-1} . This approach is useful when we want the adaptive sequence of instruments to (deterministically) perform a fixed instrument with outcome set Ω_N . Thus, the Total Instrument \mathcal{T} has the same outcome space as instruments in \mathcal{Q}^N and it slightly generalizes the idea of instrument postprocessing (see Definition 3) into a multi-step scenario.

For further work it will be useful to define terms describing parts of the sequence of instruments which are split into the first $N - 1$ steps and the last step.

Definition 6. For ASI \mathcal{Q} , we define the Initial Instrument $\mathcal{J} \in \text{Ins}(\Omega_{N-1}, \mathcal{H}_0, \mathcal{H}_{N-1})$ as the Total Instrument of the $N - 1$ step ASI $(\mathcal{Q}^1, \dots, \mathcal{Q}^{N-1})$, i.e. we have by definition quantum operations $\mathcal{J}_{a_{N-1}} = \sum_{a_{N-2} \in \Omega_{N-2}} \dots \sum_{a_1 \in \Omega_1} \mathcal{I}_{a_{N-1}}^{N-1, a_{N-2}} \circ \dots \circ \mathcal{I}_{a_1}^{1, 1}$, and we define the set of Residual Instruments, denoted by $\mathcal{R}^{a_{N-1}} := \mathcal{I}^{N, a_{N-1}} \in \text{Ins}(\Omega_N, \mathcal{H}_{N-1}, \mathcal{H}_N)$ such that

$$\mathcal{T}_{a_N} = \sum_{a_{N-1} \in \Omega_{N-1}} \mathcal{R}^{a_{N-1}} \circ \mathcal{J}_{a_{N-1}} \quad (4)$$

Remark 1. It is easy to notice that any 2-step ASI \mathcal{Q} can be also seen as a particular realization of an instrument postprocessing relation

$(\mathcal{I}^{1,1} \rightarrow \mathcal{T})$ of initial instrument $\mathcal{I}^{1,1}$ of \mathcal{Q} to its Total instrument \mathcal{T} . Indeed, by Definition 5 we have $\mathcal{T}_{a_2} = \sum_{a_1 \in \Omega_1} \mathcal{I}_{a_2}^{2,a_1} \circ \mathcal{I}_{a_1}^{1,1} \forall a_2 \in \Omega_2$, which coincides with Definition 3.

Let us now return to a possible multi-step dependence of the instrument choice. We will illustrate the in-built flexibility of the ASI in a three-step scenario, but the method works analogically in a general case. Suppose that in an experiment we perform first instrument $\mathcal{E} \in \text{Ins}(\Lambda_1, \mathcal{H}_0, \mathcal{H}_1)$ obtaining outcome b_1 . Based on b_1 we decide to apply instrument $\mathcal{F}^{b_1} \in \text{Ins}(\Lambda_2, \mathcal{H}_1, \mathcal{H}_2)$ and obtain outcome b_2 . Finally, based on outcomes b_1 and b_2 (i.e. based on (b_1, b_2)) we carry out $\mathcal{G}^{(b_1, b_2)} \in \text{Ins}(\Lambda_3, \mathcal{H}_2, \mathcal{H}_3)$ and obtain outcome b_3 . We see that the choice of the last instrument depends on the previous two results. Our goal now is to describe how this situation can be equivalently described by the 3 step ASI. We choose $\Omega_1 = \Lambda_1$, $\Omega_2 = \Lambda_1 \times \Lambda_2$, $\Omega_3 = \Lambda_3$. We define for all $a_1 \in \Omega_1$, $a_2 = (b_1, b_2) \in \Omega_2$, $a_3 \in \Omega_3$

$$\mathcal{I}_{a_1}^{1,1} = \mathcal{E}_{a_1} \quad (5)$$

$$\mathcal{I}_{(b_1, b_2)}^{2, a_1} = \begin{cases} \mathcal{F}_{b_2}^{b_1} & \text{if } b_1 = a_1 \\ 0 & \text{if } b_1 \neq a_1 \end{cases} \quad (6)$$

$$\mathcal{I}_{a_3}^{3, (b_1, b_2)} = \mathcal{G}_{a_3}^{(b_1, b_2)}. \quad (7)$$

We see that by enlarging the outcome set of the instruments in the k -th step these instruments can be always defined in such a way that their outcomes encode obtained outcomes of (potentially) all previous steps, thus allowing for arbitrary dependence on the previous outcomes.

3 Sequential realization of quantum instruments

Suppose we obtain instrument \mathcal{T} as the composition of instruments \mathcal{J} and \mathcal{R} . If we are asked to implement instrument \mathcal{T} , we can either use some dilation technique for it, or we could also consider creating a different dilation that can be built by combining dilations of instruments \mathcal{J} and \mathcal{R} . This might be useful if we want to minimize the use of resources such as ancillary systems. In particular, if we are able to reset (reinitialize) the

ancillary system, then the same qubits can be used for realizing the dilation of instrument \mathcal{J} and for instrument \mathcal{R} . In this way, one can trade spatial resources (number of qubits) for temporal resources (number of steps to realize the task), since the dilations of \mathcal{J} and \mathcal{R} would be done one after another. The example above shows that being able to realize an instrument sequentially might be useful for its practical implementation. The goal of this section is to explore how a fixed instrument \mathcal{T} can be realized by an adaptive sequence of instruments. We will also refer to \mathcal{T} as Total Instrument. We could also say we want to decompose the Total Instrument into an ASI. The following theorem shows under which conditions we can always do that.

Theorem 1. *Given a Total Instrument $\mathcal{T} \in \text{Ins}(\Omega, \mathcal{H}, \mathcal{K})$ and any POVM $B \in \mathcal{O}(\Omega_B, \mathcal{H})$ such that the induced POVM of \mathcal{T} can be post-processed to POVM B (i.e. $A^{\mathcal{T}} \rightarrow B$), then there exists an adaptive sequence of an Initial Instrument $\mathcal{J} \in \text{Ins}(\Omega_B, \mathcal{H}, \mathcal{H})$ and a set of Residual Instruments $\mathcal{R}^j \in \text{Ins}(\Omega, \mathcal{H}, \mathcal{K}) \forall j \in \Omega_B$ such that*

$$\mathcal{T}_k = \sum_{j \in \Omega_B} \mathcal{R}_k^j \circ \mathcal{J}_j \quad \forall k \in \Omega \quad (8)$$

where the Initial Instrument $\mathcal{J}_j(\rho) = \sqrt{B_j} \rho \sqrt{B_j}, \forall \rho \in \mathcal{S}(\mathcal{H})$ is the Lüders instrument of POVM B .

Proof. Due to postprocessing relation $A^{\mathcal{T}} \rightarrow B$ (see Eq. 1) there exist postprocessing matrix ν_{kj} $k \in \Omega, j \in \Omega_B$. Let $\{T'_{k,m}\}$ be the set of the Kraus operators of the Total instrument, i.e.

$$\mathcal{T}_k(\rho) = \sum_m T'_{k,m} \rho T'^{\dagger}_{k,m} \quad (9)$$

where $\sum_{k \in \Omega} \sum_m T'^{\dagger}_{k,m} T'_{k,m} = I_{\mathcal{H}}$. We choose another set of Kraus operators $\{T_{k,jm}\}$ of \mathcal{T} , such that the two sets of Kraus operators are related by

$$T_{k,jm} = \sqrt{\nu_{kj}} T'_{k,m} \quad (10)$$

where $k \in \Omega, j \in \Omega_B$, and $m = 1, \dots, r_{\mathcal{T}_k}$. It is straightforward to verify that, indeed, the action of both sets of Kraus operators is the same, i.e.

$$\mathcal{T}_k(\rho) = \sum_{j,m} T_{k,jm} \rho T_{k,jm}^{\dagger} \quad \forall k \in \Omega, \rho \in \mathcal{S}(\mathcal{H}) \quad (11)$$

and the normalization condition is as well satisfied

$$\sum_{k,j,m} T_{k,jm}^\dagger T_{k,jm} = \sum_{k,m} \sum_j \nu_{kj} T_{k,m}'^\dagger T_{k,m}' = I_{\mathcal{H}} \quad (12)$$

We observe that using equations (1) and (10) POVM elements B_j can be expressed via Kraus operators $T_{k,jm}$ as

$$B_j = \sum_{k,m} \nu_{kj} T_{k,m}'^\dagger T_{k,m}' = \sum_{k,m} T_{k,jm}^\dagger T_{k,jm}. \quad (13)$$

Let us define a projector Π_j onto the support of operator B_j . We denote the Moore-Penrose pseudo-inverse [39, 40] of $B_j^{\pm\frac{1}{2}}$ by $B_j^{\pm\frac{1}{2}}$. Thus,

$$\Pi_j B_j^{\pm\frac{1}{2}} = B_j^{\pm\frac{1}{2}}. \quad (14)$$

We can represent operators $T_{k,jm}$ in singular value decomposition

$$T_{k,jm} = \sum_v \lambda_v^{k,jm} |f_v^{k,jm}\rangle \langle e_v^{k,jm}| \quad (15)$$

where for every k, j, m , vectors $|e_v^{k,jm}\rangle, |f_v^{k,jm}\rangle$, where $v = 1, \dots, r_{k,jm}$ are chosen from suitable orthonormal bases $\{|e_v^{k,jm}\rangle\}_{v=1}^{d_{\mathcal{H}}}$ and $\{|f_v^{k,jm}\rangle\}_{v=1}^{d_{\mathcal{K}}}$ in \mathcal{H} and \mathcal{K} respectively, and $\lambda_v^{k,jm}$ are positive numbers. Using Eq. (13) we can write $B_j = \sum_{k,m,v} (\lambda_v^{k,jm})^2 |e_v^{k,jm}\rangle \langle e_v^{k,jm}|$, which can be written as the sum of two positive semidefinite operators, i.e.

$$B_j = \left(\sum_{v,k',m'} (\lambda_v^{k',jm'})^2 |e_v^{k',jm'}\rangle \langle e_v^{k',jm'}| - \sum_v (\lambda_v^{k,jm})^2 |e_v^{k,jm}\rangle \langle e_v^{k,jm}| \right) + \sum_v (\lambda_v^{k,jm})^2 |e_v^{k,jm}\rangle \langle e_v^{k,jm}| \quad (16)$$

We can see that the support of $\sum_v (\lambda_v^{k,jm})^2 |e_v^{k,jm}\rangle \langle e_v^{k,jm}|$ is same as the input range of $T_{k,jm}$ which means the input range of $T_{k,jm}$ is included in the support of B_j . (See Appendix B for the proof). For the next steps, this finding is most conveniently formulated for us as

$$T_{k,jm} \Pi_j = T_{k,jm} \quad (17)$$

Next, let us first consider the case of $\dim \mathcal{H} \leq \dim \mathcal{K}$. In this case it is always possible to define the Residual instruments, \mathcal{R}^j , using the Kraus operators of the Total instrument and without introducing any auxiliary ones. Let us make the following choice of Kraus operators $R_{k,m}^j$

$$R_{k,m}^j = T_{k,jm} B_j^{-\frac{1}{2}} + c_{k,jm} V_{k,jm} (I_{\mathcal{H}} - \Pi_j), \quad (18)$$

where $c_{k,jm}$ is any set of complex numbers, such that $\sum_{k,m} |c_{k,jm}|^2 = 1$ and $V_{k,jm} = \sum_{v=1}^{\dim \mathcal{H}} |f_v^{k,jm}\rangle \langle e_v^{k,jm}|$ is an isometry from \mathcal{H} to \mathcal{K} .

Valid quantum instruments must satisfy the normalization condition. This is expressed for Total instrument \mathcal{T} by Eq. (12). Lüders instrument \mathcal{J} is normalized by construction. Thus, it remains to prove that Kraus operators of residual instruments are properly normalized.

For every instrument \mathcal{R}^j we get

$$\begin{aligned} \sum_{k,m} R_{k,m}^{j\dagger} R_{k,m}^j &= \sum_{k,m} B_j^{-\frac{1}{2}} T_{k,jm}^\dagger T_{k,jm} B_j^{-\frac{1}{2}} \\ &\quad + (I_{\mathcal{H}} - \Pi_j)(I_{\mathcal{H}} - \Pi_j) \\ &= \Pi_j + (I_{\mathcal{H}} - \Pi_j) = I_{\mathcal{H}}, \end{aligned} \quad (19)$$

where we used Eq. (13), $V_{k,jm}^\dagger V_{k,jm} = I_{\mathcal{H}}$ and the fact that support of an operator $|e_v^{k,jm}\rangle \langle e_v^{k,jm}|$ is included in the support of B_j (proof is immediate from Eq. (16) and appendix B).

Next, using equations (17) and (18) and the definition of \mathcal{J} from Theorem 1, we get

$$\begin{aligned} \sum_{j \in \Omega_B} (\mathcal{R}_k^j \circ \mathcal{J}_j)(\rho) &= \sum_{j,m} T_{k,jm} B_j^{-\frac{1}{2}} B_j^{\frac{1}{2}} \rho B_j^{\frac{1}{2}} B_j^{-\frac{1}{2}} T_{k,jm}^\dagger \\ &= \sum_{j,m} T_{k,jm} \Pi_j \rho \Pi_j T_{k,jm}^\dagger \\ &= \sum_{j,m} T_{k,jm} \rho T_{k,jm}^\dagger \end{aligned} \quad (20)$$

$\forall \rho \in \mathcal{S}(\mathcal{H})$, where other potential terms in the second line vanished due to Eq. (14). Thus, equation (20) equals $\mathcal{T}(\rho)$. Hence, we have proved that $\mathcal{T}^k = \sum_{j \in \Omega_B} \mathcal{R}_k^j \circ \mathcal{J}_j$ in the case of $\dim \mathcal{H} \leq \dim \mathcal{K}$.

Next, we analyze the case of $\dim \mathcal{H} > \dim \mathcal{K}$. In general, this case is more complex, because there might not be enough space to accommodate subspace $I_{\mathcal{H}} - \Pi_j$ in the output Hilbert space \mathcal{K} .

In such cases, we may need one or even several additional Kraus operators. Here, we present a generally valid solution, but a point to be noted is that the solution may not always be resource efficient in terms of the total number of Kraus operators. After the proof, we discuss its potential improvements. Let us define Hilbert space denoted by $(\mathcal{H} - \Pi_j)\mathcal{H}$ as orthocomplement of the support of operator B_j in Hilbert space \mathcal{H} . For each $j \in \Omega_B$ let us choose some quantum instrument $\mathcal{R}^j \in \text{Ins}(\Omega, (\mathcal{H} - \Pi_j)\mathcal{H}, \mathcal{K})$ preferably with lowest possible Kraus rank. Thus, the normalization of these instruments reads

$$\sum_{k \in \Omega} \sum_{m=r_k+1}^{r_k+r_k'^j} (R_{k,m}^j)^\dagger R_{k,m}^j = I_{\mathcal{H}} - \Pi_j \quad \forall j \in \Omega_B, \quad (21)$$

where we choose the index m to start after r_k , which is the Kraus rank of \mathcal{T}_k , and $r_k'^j$ marks the Kraus rank of quantum operations \mathcal{R}_k^j . Let us now define

$$R_{k,m}^j = \begin{cases} T_{k,jm} B_j^{-\frac{1}{2}} & m = 1, \dots, r_k \\ R_{k,m}^j & m = r_k + 1, \dots, r_k + r_k'^j \end{cases} \quad (22)$$

We can now easily verify validity of Eqs. (19) and (20), which is obvious from the construction of \mathcal{R}^j and Eq. (17).

Thus, we have realized the Total Instrument \mathcal{T} as a 2-step ASI $\mathcal{Q} = (\mathcal{Q}^1, \mathcal{Q}^2)$ constituted by Initial Instrument $\{\mathcal{J}\} = \mathcal{Q}^1$ and a set of Residual Instruments $\{\mathcal{R}^j, j \in \Omega_B\} = \mathcal{Q}^2$. This completes the proof. \square

Suppose we would like to optimize the number of Kraus operators for each instrument \mathcal{R}^j in the case of $\dim \mathcal{H} > \dim \mathcal{K}$. Ideally, we would introduce similar terms as in Eq. (18), which is used when $\dim \mathcal{H} \leq \dim \mathcal{K}$, to avoid introducing additional Kraus operators. However, the image of $T_{k,jm}$ already occupies $d_{k,m}^j = \dim \text{Im}(T_{k,jm})$ dimensions. Thus, a given Kraus operator $R_{k,m}^j$ can only faithfully transfer additional $d_{\mathcal{K}} - d_{k,m}^j$ dimensions. Out of such pieces of $R_{k,m}^{j\dagger} R_{k,m}^j$ we need to build up $(I_{\mathcal{H}} - \Pi_j)$, the missing part of the normalization. Since we know that the rank of a sum of positive operators is, at most the sum of ranks of the individual operators, such pieces

together can create at most an operator with a rank $\sum_{k: \nu_{kj} > 0} (d_{\mathcal{K}} - d_{k,m}^j)$. We remark here that if $\nu_{kj} = 0$ then $T_{k,jm} = 0$ and such an operator does not need to be implemented. Thus, adding some additional part to such $T_{k,jm}$ also means introducing additional Kraus operator(s). We can summarize that if $\sum_{k: \nu_{kj} > 0} (d_{\mathcal{K}} - d_{k,m}^j) \geq \text{Tr}(I_{\mathcal{H}} - \Pi_j)$ then no additional Kraus operators need to be introduced for a given instrument \mathcal{R}^j . Otherwise,

$$n_{\text{add}} = \lceil \frac{1}{d_{\mathcal{K}}} (\text{Tr}(I_{\mathcal{H}} - \Pi_j) - \sum_{k: \nu_{kj} > 0} (d_{\mathcal{K}} - d_{k,m}^j)) \rceil \quad (23)$$

additional Kraus operators are needed.

Remark 2. In Theorem 1 the Initial instrument \mathcal{J} depends only on the POVM B , which is a post-processing of the induced POVM of the Total instrument A^T . Thus, we see that the actual state change introduced by the Total instrument does not influence instrument \mathcal{J} . In conclusion, all total instruments with the same induced POVM A^T can use the same initial instrument.

Remark 3. Let us note that outcomes j and k obtained in the sequential realization of the instrument \mathcal{T} from Theorem 1 are not completely independent. By the proof of Theorem 1, especially its Eq. (10), we see that k can only take such values, for which the postprocessing matrix elements $\nu_{k,j} > 0$. In other words, the sequential realization is designed in such a way that some of the outcomes $k \in \Omega$ of the residual instrument \mathcal{R}^j have zero probability of appearance for all states produced by quantum operation \mathcal{J}_j of the Initial Instrument \mathcal{J} .

3.1 Example illustrating Remark 3

This subsection shows a simple example of the use of Theorem 1. Let us consider a three outcome POVM $A \in \mathcal{O}(\Omega, \mathcal{H})$ defined on a three dimensional Hilbert space \mathcal{H} as follows

$$\begin{aligned} A_0 &= \frac{1}{2}(P_0 + P_1) \\ A_1 &= \frac{1}{2}(P_1 + P_2) \\ A_2 &= \frac{1}{2}(P_2 + P_0) \end{aligned} \quad (24)$$

where $P_i = |i\rangle\langle i|$, $i = 0, 1, 2$ are projectors onto the orthonormal basis states $|i\rangle$. The Total Instrument we want to realize will be the Lüders instrument of A , whose action on a state ρ is given by $\mathcal{T}_i(\rho) = \sqrt{A_i}\rho\sqrt{A_i}$ $i = 0, 1, 2$. We want to realize \mathcal{T} as 2-step ASI by applying Theorem 1. Let us post-process the POVM A into another POVM $B \in \mathcal{O}(\Omega_B, \mathcal{H})$ by taking

$$\nu = \begin{pmatrix} 1 & 0 \\ 1 & 0 \\ 0 & 1 \end{pmatrix} \quad \begin{aligned} \sqrt{B_0} &= \frac{1}{\sqrt{2}}P_0 + P_1 + \frac{1}{\sqrt{2}}P_2 \\ \sqrt{B_1} &= \frac{1}{\sqrt{2}}P_0 + \frac{1}{\sqrt{2}}P_2 \end{aligned}$$

where $\Omega_B = \{0, 1\}$. The Initial Instrument is $\mathcal{J}_j(\rho) = \sqrt{B_j}\rho\sqrt{B_j}$; $j = 0, 1$. Very simple calculation using Eq. (18) gives the following form of the Residual Instruments

$$\begin{aligned} \mathcal{R}_0^0(\rho) &= (P_0 + \frac{1}{\sqrt{2}}P_1)\rho(P_0 + \frac{1}{\sqrt{2}}P_1) \\ \mathcal{R}_1^0(\rho) &= (\frac{1}{\sqrt{2}}P_1 + P_2)\rho(\frac{1}{\sqrt{2}}P_1 + P_2) \\ \mathcal{R}_2^0(\rho) &= 0 \\ \mathcal{R}_0^1(\rho) &= \mathcal{R}_1^1(\rho) = 0 \\ \mathcal{R}_2^1(\rho) &= \rho, \end{aligned} \quad (25)$$

where choice of $c_{k,0m}$ is irrelevant due to $(I - \Pi_0) = 0$ and we chose $c_{0,11} = c_{1,11} = 0$, $c_{2,11} = 1$. It is straightforward to check that the above equations define valid quantum instruments. In accordance with Remark 3 we see that $\mathcal{R}_2^0 \circ \mathcal{J}_0 = 0$, $\mathcal{R}_0^1 \circ \mathcal{J}_1 = 0$, $\mathcal{R}_1^1 \circ \mathcal{J}_1 = 0$ proving that, if initial instrument \mathcal{J} produced outcome zero, then Residual instrument \mathcal{R}^0 can produce only outcomes 0 or 1 and similarly if initial instrument \mathcal{J} produced outcome 1, then Residual instrument \mathcal{R}^1 can produce only outcome 2.

3.2 Resource implications of Theorem 1

Let us analyze the necessary ancilla size needed for sequential implementation of instruments proposed in Theorem 1. Again, let's first concentrate on the case of non-shrinking Hilbert space ($\dim \mathcal{H} \leq \dim \mathcal{K}$). Let us denote by

$$g \equiv \lceil \dim \mathcal{K} / \dim \mathcal{H} \rceil \quad (26)$$

the minimal dimension of additional quantum system with Hilbert space \mathcal{V} that needs to be

added to allow embedding of Hilbert space \mathcal{K} in $\mathcal{H} \otimes \mathcal{V}$. If $\dim \mathcal{K} = \dim \mathcal{H}$ then $g = 1$. From the details of the proof of Theorem 1, especially from Eqs. (10) and (18) it follows that the number of non-zero Kraus operators of Residual instrument \mathcal{R}^j can be chosen to be

$$m_j = \sum_{k: \nu_{kj} > 0} r_k, \quad (27)$$

where r_k is the Kraus rank of \mathcal{T}_k . If we assume the same ancillary system with dimension d_A can be used to realize instrument \mathcal{J} and after reset any of the instruments \mathcal{R}^j , $j \in \Omega_B$ then it implies the following statements. The ancilla dimension d_A must be clearly at least the maximum of the needed dimension for the realization of the Initial instrument and any of the Residual instruments. As the initial instrument is always the Lüders instrument (i.e. requiring $d_A \geq |\Omega_B|$), the increase in output dimension happens in residual instruments \mathcal{R}^j . Consequently, for their realization some subsystem of ancillary system together with Hilbert space \mathcal{H} must be used to hold the output state and the whole ancillary system must be factorizable into two parts with dimensions g and M , where $M \geq m \equiv \max_{j \in \Omega_B} m_j$. In turn, this implies that if $\max\{|\Omega_B|, gm\} = |\Omega_B|$ we might need to increase the dimension of the ancillary space to make it factorizable during the realization of the residual instruments \mathcal{R}^j . In conclusion, ancilla must have dimension at least

$$d_A = \max(g \lceil \frac{|\Omega_B|}{g} \rceil, \{gm_j\}_{j \in \Omega_B}), \quad (28)$$

where the term g accounts for the need of additional quantum systems needed to store the output on the larger output space and the fact that d_A needs to be divisible by number g .

If there are several non-zero entries in the post-processing matrix ν_{kj} for the fixed k and some values of j , it implies that the rank r_k is summed up in all such m_j 's (see Eq.(27)). In other words, fractions of quantum operation \mathcal{T}_k will be realized in several Residual instruments \mathcal{R}^j , which increases the needed Kraus rank by r_k for each of them. Thus, we see that having ν_{kj} equal to zero or one reduces the values of ranks m_j . In other words, coarse-grainings $A^{\mathcal{T}} \rightarrow B$ in general require fewer resources when Theorem 1 is applied. We tried to graphically illustrate these ideas by Figures 2 and 3. The statement we can make

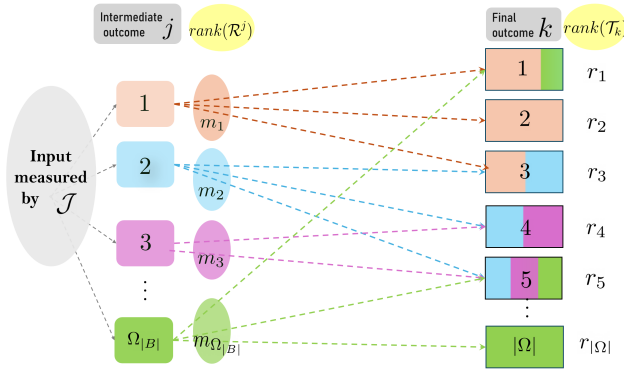


Figure 2: Illustration of how postprocessing matrix ν_{kj} with several nonzero entries in some of the rows k influences the Kraus rank of instruments \mathcal{R}^j and consequently the dimension of the ancilla system d_A .

is in a sense qualitative rather than quantitative. More precisely, consider applications of Theorem 1 for differently chosen POVM B . Among them, we claim that the subset for which the used ancilla size is minimal, will always contain an instance in which POVM B was created by coarse-graining of the induced POVM of the total instrument $A^\mathcal{T}$. Intuitively, every quantum operation \mathcal{T}_k of the total instrument needs to be realized through some sequences of outcomes (j, k) of the 2-step ASI. Every such path implies that the instrument \mathcal{R}^j needs to realize quantum operation \mathcal{R}_k^j with the same Kraus rank as \mathcal{T}_k . Thus, every \mathcal{R}^j needs $g r_k$ dimensions of the ancilla just to realize the final outcome k . Thus, minimizing the number of paths reaching every final outcome k clearly minimizes the required ancilla size for instruments \mathcal{R}^j . On the other hand, if some of the instruments \mathcal{R}^j do not fully utilize the ancilla for their implementation ($g m_j < d_A$) adding a "path" (j, k) through them might be possible. This could be done by properly modifying the postprocessing matrix ν_{kj} defining the POVM B in Theorem 1. While such a change will not affect (if we just lower, not nullify elements of ν_{kj}) the required ancilla dimension for other residual instruments, it might however affect the form of the instrument that needs to be implemented, hence affecting the number of quantum gates needed for its implementation. Thus, sequential implementations of instruments based on coarse-graining of outcomes does not need to be most effective from the gate count point of view.

Above we have seen that to minimize the ancilla dimension it is meaningful to consider how to

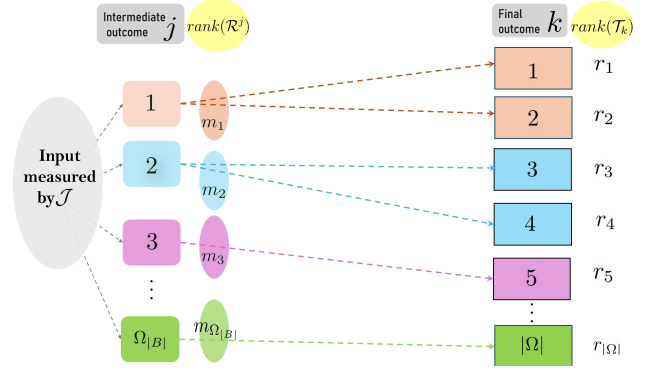


Figure 3: In contrast to Figure 2, if postprocessing matrix ν_{kj} contains only zeros or ones Kraus ranks of instruments \mathcal{R}^j are generally smaller, since each r_k contributes to ranks of instruments \mathcal{R}^j just once.

split outcomes k of the Total instrument \mathcal{T} into suitable number of disjoint subsets $\omega_j \subset \Omega$, where $j \in \Omega_B$, so that

$$d_A = g \max\left(\left\lceil \frac{|\Omega_B|}{g} \right\rceil, \left\{ \sum_{k \in \omega_j} r_k \right\}_{j \in \Omega_B}\right) \quad (29)$$

is minimized. This is in general quite complicated combinatorial task and it would be more pleasant to face the situation where each r_k is equal to one. Indeed, this can be done by the following trick. For each quantum instrument, \mathcal{T} , one can define many detailed quantum instruments [38]. These are instruments, which we obtain by taking some Kraus representation for each quantum operation of instrument \mathcal{T} and we define a single outcome of the new quantum instrument by each of all those Kraus operators.

For the purposes of this paper it will be useful to consider the following subset of those instruments.

Definition 7. Suppose we choose some minimal Kraus representations $\mathcal{T}_k(\rho) = \sum_{m=1}^{r_k} T_{k,m} \rho T_{k,m}^\dagger$ for quantum operations \mathcal{T}_k of quantum instrument $\mathcal{T} \in \text{Ins}(\Omega, \mathcal{H}, \mathcal{K})$. For every such choice we define set $\Omega_D = \{(k, m) | k \in \Omega, m = 1, \dots, r_k\}$ as the set of all tuples (k, m) and consequently we also define minimal detailed quantum instrument $\mathcal{T}^D \in \text{Ins}(\Omega_D, \mathcal{H}, \mathcal{K})$ by its Kraus rank one quantum operations $\mathcal{T}_{k,m}(\rho) = T_{k,m} \rho T_{k,m}^\dagger$.

Obviously, by coarse-graining over the second element of 2-tuple outcome (k, m) of \mathcal{T}^D we recover the Total instrument \mathcal{T} . Thus, if we would build

an implementation of quantum instrument \mathcal{T}^D on a real quantum hardware and out of obtained outcome (k, m) we would report just the value of k , addition of such simple classical postprocessing of outcomes would turn the experiment into an implementation of instrument \mathcal{T} . Analogical idea for (sequential) implementation of POVMs was already used in [26]. In theory this approach works perfectly, in reality it might give rise to some problems related to small statistics, and errors introduced by imprecise measurements, since detailed instruments require more qubits to be actually measured. Such disadvantages are hard to estimate, since they will heavily depend on the actual hardware. For the purposes of our further considerations the main advantage of detailed instruments is that they have Kraus rank one ($r_k = 1$) for all k . Such quantum instruments are also termed indecomposable instruments [38].

Thus, assuming availability of classical postprocessing of outcomes, we can without loss of generality consider finding an ancilla efficient implementation of instrument \mathcal{T}^D instead of implementation for an instrument \mathcal{T} . In this case $\sum_{k \in \omega_j} r_k = |\omega_j|$,

$$\sum_{j \in \Omega_B} |\omega_j| = \sum_{k \in \Omega_D} 1 = |\Omega_D| = r_{\mathcal{T}} \quad (30)$$

and we want to minimize

$$d_A = g \max\left(\left\lceil \frac{|\Omega_B|}{g} \right\rceil, \{|\omega_j|\}_{j \in \Omega_B}\right), \quad (31)$$

over choice of set Ω_B and cardinality of subsets $\omega_j \subset \Omega_D$ $j \in \Omega_B$. This optimization is most easily solved if we pose the question in the following way. What is the highest rank $r_{\mathcal{T}}$ of quantum instrument \mathcal{T}_D that 2-step ASI with ancilla size d_A can realize. From the above considerations we anyway consider only ancilla sizes d_A divisible by g . Obviously, the more elements set Ω_B has the more positive summands in Eq. (30) we can have. Thus, highest rank $r_{\mathcal{T}}$ with fixed d_A is then achieved when $|\Omega_B| = d_A$. Realizability of instruments \mathcal{R}^j with d_A dimensional ancilla requires $g|\omega_j| \leq d_A \forall j \in \Omega_B$, or equivalently Eq. (31) must not be violated. The highest value each $|\omega_j|$ can have is an integer d_A/g . In such case we obtain the highest rank $r_{\mathcal{T}}$ that any 2-step ASI with ancilla size d_A can realize and it reads

$$r_{\mathcal{T}} = \sum_{j \in \Omega_B} |\omega_j| = d_A \frac{d_A}{g} = \frac{d_A^2}{g} \quad (32)$$

Thus, all instruments realizable (via Theorem 1) with d_A dimensional ancilla must obey $r_{\mathcal{T}} \leq \frac{d_A^2}{g}$. This can be seen as an lower bound on ancilla size d_A . Taking into account that d_A is divisible by g we can write a bit more tight lower bound on d_A as follows

$$\left\lceil \sqrt{\frac{r_{\mathcal{T}}}{g}} \right\rceil \leq \frac{d_A}{g}. \quad (33)$$

On the other hand, let's show that this bound is also tight, i.e. if we choose ancilla size $d_A = g \left\lceil \sqrt{\frac{r_{\mathcal{T}}}{g}} \right\rceil$ we can realize quantum instrument \mathcal{T}_D with rank $r_{\mathcal{T}}$ by a 2-step ASI. To see that this is indeed possible we would choose $|\Omega_B| = d_A$. If all $|\omega_j|$ would be set to $\left\lceil \sqrt{\frac{r_{\mathcal{T}}}{g}} \right\rceil$ then we could realize an instrument with rank $r = \sum_{j \in \Omega_B} |\omega_j| = g \left\lceil \sqrt{\frac{r_{\mathcal{T}}}{g}} \right\rceil \left\lceil \sqrt{\frac{r_{\mathcal{T}}}{g}} \right\rceil \geq r_{\mathcal{T}}$. By suitably lowering values of $|\omega_j|$ (some can even be set to zero, which is equivalent to lowering $|\Omega_B|$) we can make $r = \sum_{j \in \Omega_B} |\omega_j| = r_{\mathcal{T}}$.

The above reasoning is summarized in the following theorem.

Theorem 2. *Consider quantum instrument $\mathcal{T} \in \text{Ins}(\Omega, \mathcal{H}, \mathcal{K})$ with Kraus rank $r_{\mathcal{T}}$ and such that $\dim \mathcal{H} \leq \dim \mathcal{K}$. Minimal ancilla dimension for implementation of quantum instrument \mathcal{T} using 2-step ASI and classical postprocessing of outcomes is given by*

$$d_A = g \left\lceil \sqrt{\frac{r_{\mathcal{T}}}{g}} \right\rceil, \quad (34)$$

where $g = \lceil \dim \mathcal{K} / \dim \mathcal{H} \rceil$ captures the ratio between dimension of output and input Hilbert space of the instrument \mathcal{T} .

For quantum instruments whose Kraus rank is not more than the ratio of the dimensions between output and input Hilbert space we immediately obtain the following corollary of Theorem 2.

Corollary 2.1. *Suppose Kraus rank $r_{\mathcal{T}}$ of instrument $\mathcal{T} \in \text{Ins}(\Omega, \mathcal{H}, \mathcal{K})$ obeys $r_{\mathcal{T}} \leq \lceil \dim \mathcal{K} / \dim \mathcal{H} \rceil$. Then it's implementation with a 2-step adaptive sequence of instruments (plus final postprocessing of classical outcomes) does not require other ancillary systems than those needed to form the final output space. In particular one can choose ancilla with dimension*

$d_A = \lceil \dim \mathcal{K} / \dim \mathcal{H} \rceil$, perform with it Lüders instrument \mathcal{I}^B with $B = A^{\mathcal{T}^D}$, reset the ancilla and reuse it to realize an isometry conditionally chosen based on the obtained outcome of instrument \mathcal{I}^B . Finally, the intermediate classical outcome needs to be coarse-grained back from Ω_D to Ω .

The above corollary represents an immediate advantage of ASI with respect to direct implementation of this type of instrument, which would require $r_{\mathcal{T}} \lceil \dim \mathcal{K} / \dim \mathcal{H} \rceil$ dimensional ancilla.

Theorem 2 can be also interpreted as saying that for instruments with the same input and output Hilbert space the graph of correlations between outcomes in successive steps of ASI (see Figure 3) is optimally an equally branching tree, which in effect minimizes the needed ancilla dimension.

3.3 Improvement of Theorem 1

Let us turn our attention to instruments for which $\dim \mathcal{H} > \dim \mathcal{K}$. In this situation the benefit of using Theorem 1 to sequentially implement instrument \mathcal{T} might be partly compromised by the need to introduce additional Kraus operators in the Residual instruments. In such cases it is helpful to search for sequential decompositions in which the intermediate Hilbert space dimension is as small as possible. Thus, instead of having ASI with $\mathcal{H}_0 = \mathcal{H}_1 = \mathcal{H}$, $\mathcal{H}_2 = \mathcal{K}$ as in Theorem 1, we would like to have $\mathcal{H}_1 \neq \mathcal{H}$ and $\dim \mathcal{H}_1 < \dim \mathcal{H}$. This is possible to achieve if $\max_{j \in \Omega_B} \text{rank}(B_j) < \dim \mathcal{H}$ by fine-tuning Theorem 1 as follows.

Theorem 3. *Given a Total Instrument $\mathcal{T} \in \text{Ins}(\Omega, \mathcal{H}, \mathcal{K})$ and a POVM $B \in \mathcal{O}(\Omega_B, \mathcal{H})$ such that the induced POVM of \mathcal{T} can be postprocessed to POVM B (i.e. $A^{\mathcal{T}} \rightarrow B$) and $d_1 = \max_{j \in \Omega_B} \text{rank}(B_j) < \dim \mathcal{H}$, then there exists an adaptive sequence of an Initial Instrument $\tilde{\mathcal{J}} \in \text{Ins}(\Omega_B, \mathcal{H}, \mathcal{H}_1)$ and a set of Residual Instruments $\tilde{\mathcal{R}}^j \in \text{Ins}(\Omega, \mathcal{H}_1, \mathcal{K}) \forall j \in \Omega_B$ such that*

$$\mathcal{T}_k = \sum_{j \in \Omega_B} \tilde{\mathcal{R}}_k^j \circ \tilde{\mathcal{J}}_j \quad \forall k \in \Omega \quad (35)$$

where $\dim \mathcal{H}_1 = d_1$ and the Initial Instrument $\tilde{\mathcal{J}}_j(\rho) = K_j \rho K_j^\dagger, \forall \rho \in \mathcal{S}(\mathcal{H})$ is an indecomposable instrument with an induced POVM B (i.e. $B_j = K_j^\dagger K_j$).

Proof. Let us choose some orthonormal basis $\{|j\rangle\}_{j=1}^{\dim \mathcal{H}}$ of Hilbert space \mathcal{H} . We define Hilbert space \mathcal{H}_1 as subspace of \mathcal{H} generated by basis vectors $\{|j\rangle\}_{j=1}^{\dim \mathcal{H}_1}$. Consider spectral decompositions of operators B_j

$$B_j = \sum_{k=1}^{\text{rank}(B_j)} \lambda_k^j |v_k^j\rangle \langle v_k^j|, \quad (36)$$

where $\lambda_k^j > 0$ and vectors $|v_k^j\rangle$ are orthonormal. We define operators

$$M_j = \sum_{k=1}^{\text{rank}(B_j)} |k\rangle \langle v_k^j|, \quad (37)$$

which map from Hilbert space \mathcal{H} to \mathcal{H}_1 and we note that $M_j^\dagger M_j = \Pi_j$ is the projector onto the support of operator B_j as in Theorem 1. Let us define instrument $\tilde{\mathcal{J}}$ by choosing it's Kraus operators to be $K_j = M_j \sqrt{B_j}$. It is easy to check normalization of instrument $\tilde{\mathcal{J}}$, since $\sum_j K_j^\dagger K_j = \sum_j \sqrt{B_j} \Pi_j \sqrt{B_j} = I$. Next, we define isometric channels $\mathcal{M}_j \in \text{Ch}(\mathcal{H}_1, \mathcal{H})$ as $\mathcal{M}_j(\rho) = M_j^\dagger \rho M_j$ and we apply Theorem 1 on instrument $\tilde{\mathcal{T}}$ and obtain residual instruments \mathcal{R}^j . This allow us to define residual instruments $\tilde{\mathcal{R}}^j$ as $\tilde{\mathcal{R}}^j = \mathcal{R}^j \circ \mathcal{M}_j$. Finally, we use $\Pi_j \sqrt{B_j} = \sqrt{B_j}$ to observe that

$$\begin{aligned} (\tilde{\mathcal{R}}_k^j \circ \tilde{\mathcal{J}}_j)(\rho) &= \mathcal{R}^j(M_j^\dagger M_j \sqrt{B_j} \rho \sqrt{B_j} M_j^\dagger M_j) \\ &= (\mathcal{R}_k^j \circ \mathcal{J}_j)(\rho) \quad \forall \rho \in \mathcal{S}(\mathcal{H}). \end{aligned} \quad (38)$$

This concludes the proof, since due to Theorem 1 $\forall k \in \Omega \mathcal{T}_k = \sum_{j \in \Omega_B} \mathcal{R}_k^j \circ \mathcal{J}_j = \sum_{j \in \Omega_B} \tilde{\mathcal{R}}_k^j \circ \tilde{\mathcal{J}}_j$. \square

Ideally, one would like to determine the minimal ancilla dimension also for application of Theorem 3 to instruments that map from bigger to smaller Hilbert spaces ($\dim \mathcal{H} > \dim \mathcal{K}$). However, the situation is rather complex, since there is no simple formula that would relate the chosen postprocessing matrix and the rank of POVM elements B_j . On top of that, also the number of needed Kraus operators for Residual instruments is not directly determined by the Total instrument, but depends on the dimensionality of the images of it's Kraus operators as well as on the dimension of the intermediate Hilbert space \mathcal{H}_1 . For this reason, we instead present an example illustrating usefulness of Theorem 3 and leave research

on resource implications of Theorem 3 for future work.

Let us consider the following example of a Total instrument $\tilde{\mathcal{T}}(\rho) = \tilde{K}_i \rho \tilde{K}_i^\dagger$, $\tilde{\mathcal{T}} \in \text{Ins}(\{1, 2, 3\}, \mathcal{H}_2^{\otimes 2}, \mathcal{H}_2)$ mapping from 4-dimensional Hilbert space to a 2-dimensional Hilbert space, where

$$\begin{aligned}\tilde{K}_1 &= |0\rangle\langle 00| + \frac{1}{\sqrt{2}}|1\rangle\langle 01| \\ \tilde{K}_2 &= \frac{1}{\sqrt{2}}|0\rangle\langle 01| + \frac{1}{\sqrt{2}}|1\rangle\langle 10| \\ \tilde{K}_3 &= \frac{1}{\sqrt{2}}|0\rangle\langle 10| + |1\rangle\langle 11|.\end{aligned}\quad (39)$$

Direct single step implementation of this instrument would clearly require three dimensional ancilla. As we have seen in the discussion below Eq. (28) to explore resource saving applications of Theorem 1 it is sufficient to consider coarse-grainings of the three outcome induced POVM $A^{\tilde{\mathcal{T}}}$. There are essentially only three nontrivial options: i) join outcomes 1 and 2, ii) join outcomes 1 and 3, iii) join outcomes 2 and 3. On purpose the example is built, so that all these options are equivalent from the point of view of the relevant parameters, which are the rank of operators \tilde{K}_i , and the rank of potential POVM elements B_j . Thus, it is enough to discuss option i) to see resource implications of Theorem 1 and improvement if Theorem 3 is used instead. To see the difference, we define a two outcome POVM B as

$$\begin{aligned}B_0 &= \tilde{K}_1^\dagger \tilde{K}_1 + \tilde{K}_2^\dagger \tilde{K}_2 = I - B_1 \\ B_1 &= \tilde{K}_3^\dagger \tilde{K}_3 = \frac{1}{2}|10\rangle\langle 10| + |11\rangle\langle 11|.\end{aligned}\quad (40)$$

It is easy to observe that $\text{rank}(B_0) = 3$, $\text{rank}(B_1) = 2$ and $\forall i \dim \text{Im}(K_i) = 2$. Referring to the notation below the proof of Theorem 1, this implies $d_{1,0}^0 = d_{2,0}^0 = 2$, which means that if Theorem 1 is applied then $n_{\text{add}} = 1$ additional Kraus operators are needed (see Eq. 23) for both Residual instrument \mathcal{R}^0 and \mathcal{R}^1 . This means instruments \mathcal{R}^0 and \mathcal{R}^1 have Kraus rank 3 and 2, respectively. Therefore, corresponding 2-step ASI requires at least three dimensional ancilla to realize it's instruments. Therefore, usage of Theorem 1 provides no advantage with respect

to direct dilation of the Total instrument $\tilde{\mathcal{T}}$. On the other hand, if Theorem 3 is used instead, one can choose a three-dimensional Hilbert space \mathcal{H}_1 . Thanks to this, there is no need for additional Kraus operator for \mathcal{R}^0 and again one additional Kraus is needed for \mathcal{R}^1 . However, in this case both \mathcal{R}^0 and \mathcal{R}^1 have Kraus rank 2 and a two-dimensional ancilla is sufficient for realization of the corresponding ASI. Thus, we demonstrated an example in which Theorem 3 provides resource saving ASI in comparison to both direct dilation of the instrument and use of Theorem 1.

4 Implementation of an Instrument via N -step ASI

The aim of this section is to use Theorem 1 recursively to show that one can decompose an instrument also into an N -step ASI. Results presented below fully rely on the notion of an adaptive sequence of instruments (ASI), which was introduced in Section 2 and we believe that it provides precise and readable notation in the following proofs and discussions.

Corollary 3.1. *Given a Total instrument $\mathcal{T} \in \text{Ins}(\Omega_N, \mathcal{H}_0, \mathcal{H}_N)$ and the postprocessing relations $A^{\mathcal{T}} \rightarrow B^{N-1} \rightarrow \dots \rightarrow B^1$ for POVMs $B^k \in \mathcal{O}(\Omega_k, \mathcal{H}_0)$ $k = 1, \dots, N-1$, there exists an adaptive sequence of instruments $\mathcal{Q} = (\mathcal{Q}^1, \dots, \mathcal{Q}^N)$ in which the instrument applied in the k^{th} step is denoted by $\mathcal{I}^{k, a_{k-1}} \in \mathcal{Q}^k$, the Initial instrument $\mathcal{I}^{1,1}$ is the Lüders instrument of POVM B^1 and*

$$\mathcal{T}_{a_N} = \sum_{a_{N-1} \in \Omega_{N-1}} \dots \sum_{a_1 \in \Omega_1} \mathcal{I}_{a_N}^{N, a_{N-1}} \circ \dots \circ \mathcal{I}_{a_2}^{2, a_1} \circ \mathcal{I}_{a_1}^{1,1}.\quad (41)$$

Proof. We will apply the Theorem (1) recursively to prove our result. In order to clearly distinguish different uses of Theorem 1, we will add a fixed superscript to all involved objects. At first, we will use the postprocessing relation $A^{\mathcal{T}} \rightarrow B^{N-1}$ and decompose the Total Instrument $\mathcal{T} \equiv \mathcal{T}^N$ using Theorem 1 into a two-step adaptive sequence. We use the obtained Residual Instruments to define the last step of the N step adaptive sequence. Thus, $\mathcal{Q}^N = \{\mathcal{I}^{N, a_{N-1}} \equiv \mathcal{R}^{N, a_{N-1}}\}_{a_{N-1} \in \Omega_{N-1}}$. We denote the obtained initial instrument as \mathcal{J}^N .

Next, we use the Initial Instrument \mathcal{J}^N as the Total Instrument in Theorem 1, i.e. $\mathcal{T}^{N-1} = \mathcal{J}^N$. Thus, at this step $\mathcal{T}^{N-1} \in \text{Ins}(\Omega_{N-1}, \mathcal{H}_0, \mathcal{H}_0)$ and $A^{\mathcal{T}^{N-1}} = B^{N-1}$. Using the postprocessing relation $B^{N-1} \rightarrow B^{N-2}$ in Theorem 1, we obtain a new set of residual instruments, which we use to define the one-to-last step of the adaptive sequence.

$$\mathcal{Q}^{N-1} = \{\mathcal{I}^{N-1, a_{N-2}} \equiv \mathcal{R}^{N-1, a_{N-2}}\}_{a_{N-2} \in \Omega_{N-2}}.$$

We remind that currently

$$\begin{aligned} \sum_{\substack{a_{N-1} \in \Omega_{N-1} \\ a_{N-2} \in \Omega_{N-2}}} \mathcal{I}_{a_N}^{N, a_{N-1}} \circ \mathcal{I}_{a_{N-1}}^{N-1, a_{N-2}} \circ \mathcal{J}_{a_{N-2}}^{N-1} &= \\ \sum_{\substack{a_{N-1} \in \Omega_{N-1} \\ a_{N-2} \in \Omega_{N-2}}} \mathcal{I}_{a_N}^{N, a_{N-1}} \circ \mathcal{R}_{a_{N-1}}^{N-1, a_{N-2}} \circ \mathcal{J}_{a_{N-2}}^{N-1} &= \\ \sum_{a_{N-1} \in \Omega_{N-1}} \mathcal{I}_{a_N}^{N, a_{N-1}} \circ \mathcal{T}_{a_{N-1}}^{N-1} &= \\ \sum_{a_{N-1} \in \Omega_{N-1}} \mathcal{R}_{a_N}^{N, a_{N-1}} \circ \mathcal{J}_{a_{N-1}}^N &= \\ &= \mathcal{T}_{a_N}^N \end{aligned} \quad (42)$$

By performing the described recursion process $(N-1)$ times in total, we determine the whole adaptive sequence of instruments if, in the last recursion step, we fix $\mathcal{Q}^1 = \{\mathcal{I}^{1,1} \equiv \mathcal{J}^2\}$. We note that all instruments in the sets $\mathcal{Q}^1, \dots, \mathcal{Q}^{N-1}$ are indecomposable, since they originate from application of Theorem 1 onto a Lüders instrument. \square

We note that the resource consideration preceding Theorem 2 can be generalized to the N -step scenario. Assuming that $\dim \mathcal{H} \leq \dim \mathcal{K}$ and that we are applying Corollary 3.1 to the detailed instrument \mathcal{T}^D , the highest Kraus rank of \mathcal{T}^D , which any N -step ASI can implement is given by

$$r_{\mathcal{T}} \leq d_A^{N-1} \frac{d_A}{g}, \quad (43)$$

where g is given by Eq. (26). This implies attainable lower bound for ancilla dimension, i.e. the minimal ancilla dimension given by

$$d_A = g \lceil \sqrt[N]{\frac{r_{\mathcal{T}}}{g^{N-1}}} \rceil = g \lceil \frac{1}{g} \sqrt[N]{g r_{\mathcal{T}}} \rceil. \quad (44)$$

In situations when the number of qubits for the Hilbert space \mathcal{H} and the size of ancilla usable for

quantum computations is fixed by the available hardware, Eq. (43) can be rewritten as a lower bound on the number of steps of any ASI (originating from Corollary 3.1) capable to implement the chosen detailed instrument \mathcal{T}^D . In particular, we get

$$N \geq \log_{d_A} (g r_{\mathcal{T}}). \quad (45)$$

Another interesting way to rewrite Eq. (43) is to put on one side the quantities fixed by the choice of the Total instrument and on the other the quantities we can trade-off, i.e. the number of steps N of the ASI and the dimension of the used ancillary system d_A or equivalently the corresponding number of ancillary qubits $d_A = 2^{n_A}$. Thus, we obtain $g r_{\mathcal{T}} \leq 2^{(n_A N)}$ or equivalently the following corollary.

Corollary 3.2. *Given a Total instrument $\mathcal{T} \in \text{Ins}(\Omega_N, \mathcal{H}_0, \mathcal{H}_N)$ with $\dim \mathcal{H}_0 \leq \dim \mathcal{H}_N$ any N -step adaptive sequence of instruments, which implements it using Corollary 3.1, obeys the inequality*

$$N n_A \geq \log_2 (g r_{\mathcal{T}}) \quad (46)$$

that requires the number of steps of the considered ASI times the number of used ancilla qubits n_A to be at least the logarithm of the product of the dimension increase factor $g = \lceil \dim \mathcal{H}_N / \dim \mathcal{H}_0 \rceil$ and the rank of Total instrument.

4.1 General limitations of N -step ASI

Considerations from the previous subsection can be slightly generalized to characterize implementation possibilities of arbitrary N -step ASI, not just those produced via Corollary 3.1. As in the rest of the paper we want to consider the demand for quantum system size in the same way. Thus, if in the first step $d_A \equiv d_{A_0}$ dimensional ancilla is used together with the main quantum system of dimension $d_0 = \dim \mathcal{H}_0$ then after the first step of ASI, which ends with d_1 dimensional system only $d_{A_1} = \lfloor \frac{d_0 d_A}{d_1} \rfloor$ dimensional ancillary system can be used for implementation of the second step of the ASI. Analogically, after k -th step $d_{A_k} = \lfloor \frac{d_0 d_A}{d_k} \rfloor$ dimensional ancilla is available. Thus, let us assume we have an arbitrary N -step ASI, which uses d_A dimensional ancilla and implements Total instrument $\mathcal{T} \in \text{Ins}(\Omega_N, \mathcal{H}_0, \mathcal{H}_N)$. Our goal is to find an upper bound on the rank of \mathcal{T} .

Let us start with just a 2-step ASI. Due to Eq. (41) we have that

$$r_{a_2} \leq \sum_{a_1} r_{a_2}^{2,a_1} r_{a_1}^{1,1}, \quad (47)$$

where we denoted by $r_{a_2}, r_{a_2}^{2,a_1}, r_{a_1}^{1,1}$ the minimal Kraus rank of $\mathcal{T}_{a_2}, \mathcal{I}_{a_2}^{2,a_1}, \mathcal{I}_{a_1}^{1,1}$, respectively and we used how minimal Kraus rank behaves under sum and composition. Since $r_{\mathcal{T}} = \sum_{a_2} r_{a_2}$ we obtain

$$r_{\mathcal{T}} \leq \sum_{a_1} (r_{a_1}^{1,1} \sum_{a_2} r_{a_2}^{2,a_1}). \quad (48)$$

Maximum rank of instrument $\mathcal{I}^{k,a_{k-1}} \in \text{Ins}(\Omega_k, \mathcal{H}_{k-1}, \mathcal{H}_k)$, which can be implemented with $d_{A_{k-1}}$ dimensional ancilla is d_{A_k} , because that is the dimensionality of the system on which we can perform projective measurement (see also discussion in Section 2). Thus, we have

$$\sum_{a_k} r_{a_k}^{k,a_{k-1}} \leq d_{A_k}. \quad (49)$$

Inserting this into Eq. (48) we obtain

$$r_{\mathcal{T}} \leq \sum_{a_1} r_{a_1}^{1,1} d_{A_2} \leq d_{A_1} d_{A_2} = \lfloor \frac{d_0 d_A}{d_1} \rfloor \lfloor \frac{d_0 d_A}{d_2} \rfloor. \quad (50)$$

Repeating the same steps and logic for N -step ASI gives

$$r_{\mathcal{T}} \leq d_{A_1} \dots d_{A_N} = \lfloor \frac{d_0 d_A}{d_1} \rfloor \dots \lfloor \frac{d_0 d_A}{d_N} \rfloor. \quad (51)$$

If for a fixed number of steps N we want to achieve the highest possible rank $r_{\mathcal{T}}$ then we need to lower dimensionality of intermediate Hilbert spaces \mathcal{H}_k , $k = 1, \dots, N-1$ as much as possible. Corollary 3.1 shows that $d_k = d_0$ for $k = 1, \dots, N-1$ is always possible leading to

$$r_{\mathcal{T}} \leq d_A^{N-1} \lfloor \frac{d_0 d_A}{d_N} \rfloor. \quad (52)$$

For $\dim \mathcal{H} \leq \dim \mathcal{K}$ inequality (52) (almost precisely) coincides with (43) if we take into account that d_A should be chosen to be divisible by g . If we consider for simplicity that all the involved dimensions are powers of two to avoid complications caused by indivisibility, since one typically works with systems of qubits, then the two inequalities match exactly. Advantage of inequality (51) is that it is valid also for the case of $\dim \mathcal{H} > \dim \mathcal{K}$ and we saw in Theorem 3 that

also $d_k < d_0$ is possible with the methods developed in this paper.

From inequality (51) we see that if we cannot lower dimensions d_k significantly below d_0 then tradeoff between number of steps N of a general ASI and the number of qubits n_A of the used ancilla will essentially have the form

$$N n_A \geq \text{const} \quad (53)$$

similarly as in (46). It seems quite likely that a set quantum operations does not ignore some subspace of the Hilbert space, so one is tempted to think that tradeoff (53) might be generic for general ASI implementing a fixed Total instrument.

4.2 Instruments with N-tuple outcome space

Let us consider a situation in which the outcome space of the considered Total instrument \mathcal{T} is an N -fold Cartesian product space $\Omega = \lambda_1 \times \dots \times \lambda_N$. In this subsection, we will show that instrument \mathcal{T} can be realized using an N -step ASI \mathcal{Q} such that its outcome $(a_1, \dots, a_N) \in \Omega$ is produced by obtaining an element a_k at the k^{th} step of the adaptive sequence \mathcal{Q} .

We will do this by demonstrating that the considered scenario is a special case of Corollary 3.1. Thus, we define $\Omega_k = \lambda_1 \times \dots \times \lambda_k$ and POVMs $B^k \in \mathcal{O}(\Omega_k, \mathcal{H})$ as

$$B_{a_1, \dots, a_k}^k = \sum_{a_{k+1} \in \Omega_{k+1}} B_{a_1, \dots, a_{k+1}}^{k+1}, \quad (54)$$

for all $k = 1, \dots, N-1$ with $B^N \equiv A^{\mathcal{T}}$. Clearly, marginalization over the rightmost outcome, which relates POVMs B^{k+1} and B^k , can be understood as the postprocessing relation $B^{k+1} \rightarrow B^k$ by setting

$$\nu_{\vec{a}_{k+1}} \vec{a}'_k = \delta_{a_1 a'_1} \dots \delta_{a_k a'_k} \quad \forall \vec{a}_{k+1} \in \Omega_{k+1} \quad \forall \vec{a}'_k \in \Omega_k, \quad (55)$$

where we used the notation $\vec{a}_m \equiv (a_1, \dots, a_m)$. Clearly, $\forall \vec{a}_{k+1} \sum_{\vec{a}'_k \in \Omega_k} \nu_{\vec{a}_{k+1}} \vec{a}'_k = 1$ and $\nu_{\vec{a}_{k+1}} \vec{a}'_k$ is nonzero only if $a_m = a'_m \quad \forall m = 1, \dots, k$. Due to Corollary 3.1, the Total Instrument \mathcal{T} can be realized as an ASI in which outcomes at the k^{th} step belong to Ω_k and their probability of appearance depends on the POVM B^k . Thus, if

outcome a'_1 is measured in the first step, then outcome $\vec{a}_2 = (a_1, a_2)$ will be obtained in the second step. Here, we must obtain an outcome such that $\nu_{\vec{a}_2 \vec{a}'_1}$ is nonzero (see Remark 3). As we have mentioned above, this happens only if $a_1 = a'_1$. Thus, due to Eq.(55) we can simplify Eq. (41), which upon applying Corollary 3.1 to the considered scenario appears as follows

$$\begin{aligned} \mathcal{T}_{\vec{a}_N} &= \sum_{\vec{a}'_{N-1} \in \Omega_{N-1}} \cdots \sum_{\vec{a}'_1 \in \Omega_1} \mathcal{I}_{\vec{a}_N}^{N, \vec{a}'_{N-1}} \circ \cdots \circ \mathcal{I}_{\vec{a}'_2}^{2, \vec{a}'_1} \circ \mathcal{I}_{\vec{a}'_1}^{1, 1} \\ &= \mathcal{I}_{\vec{a}_N}^{N, \vec{a}_{N-1}} \circ \cdots \circ \mathcal{I}_{\vec{a}_2}^{2, \vec{a}_1} \circ \mathcal{I}_{\vec{a}_1}^{1, 1}, \end{aligned} \quad (56)$$

where in the first line, \vec{a}'_k stands for independent k tuple variables, while in the second line, \vec{a}_k appearing on the Right Hand Side of equation are fixed by N -tuple \vec{a}_N from the Left Hand Side. In conclusion, the above findings can be summarized in the following corollary.

Corollary 3.3. *Given a Total instrument $\mathcal{T} \in \text{Ins}(\lambda_1 \times \dots \times \lambda_N, \mathcal{H}_0, \mathcal{H}_N)$ there exists an adaptive sequence of instruments $\mathcal{Q} = (\mathcal{Q}^1, \dots, \mathcal{Q}^N)$ in which the instrument $\mathcal{I}^{k, \vec{a}_{k-1}} \in \mathcal{Q}^k$ applied in the k^{th} step determines the k^{th} element of the overall outcome $\vec{a}_N = (a_1, \dots, a_N)$ and*

$$\mathcal{T}_{\vec{a}_N} = \mathcal{I}_{\vec{a}_N}^{N, \vec{a}_{N-1}} \circ \cdots \circ \mathcal{I}_{\vec{a}_2}^{2, \vec{a}_1} \circ \mathcal{I}_{\vec{a}_1}^{1, 1}, \quad (57)$$

where the Initial instrument $\mathcal{I}^{1, 1}$ is the Lüders instrument.

Remark 4. *If $\mathcal{T} \in \text{Ins}(\Omega_{2N}, \mathcal{H}, \mathcal{H})$ is the Lüders instrument having $|\Omega| = 2^N$ outcomes, then the single step instrument dilation requires at least N -qubit ancilla. By choosing any one to one mapping of Ω_{2N} to an N -fold Cartesian product space $\Omega = \lambda_1 \times \dots \times \lambda_N$ of 2 outcome sets and using Corollary 3.3, one can obtain N -step ASI, which uses only a single qubit ancilla for realization of each of its N steps.*

The above situation can be considered as describing two extreme cases of trade of between time and space resources, i.e. between having N additional ancilla qubits just for a single dilation step or having just a single repeatedly reused ancilla for N consecutively performed dilation steps. The saving of such space resources comes at a price of having adaptive quantum circuit as well as having possibility to store classical information at each intermediate step. The benefits of one or

the other form of implementation of the same instrument might depend heavily on the particular quantum hardware and available resources. We comment more on this in Section 7.

4.3 Smallest ancilla size implementation of a Quantum instrument

Let us now come back to Eq. (44), which implies that dimension of the ancilla is at least $d_A \geq g$. One can observe that this lower bound could be reached for high enough N . This motivates us to formulate a generalization of corollary 2.1 to the N -step context.

Corollary 3.4. *For any instrument $\mathcal{T} \in \text{Ins}(\Omega, \mathcal{H}, \mathcal{K})$ with $g = \lceil \dim \mathcal{K} / \dim \mathcal{H} \rceil > 1$ there exist N such that it can be implemented with a N -step adaptive sequence of instruments (plus final postprocessing of classical outcomes), which does not require other ancillary systems than those needed to form the final output space ($d_A = g$). In particular, one can choose POVMs in Corollary 3.1 so that after the $(N-1)$ -th step of ASI ancilla is reset and reused to realize an isometry conditionally chosen based on the obtained outcome a_{N-1} . Finally, outcome a_{N-1} needs to be coarse-grained back from Ω_D to the set Ω .*

Proof. We begin by choosing lowest N for which Eq. (44) returns $d_A = g$, so $r_{\mathcal{T}} \leq g^{N-1}$. Next, we define $\lambda_1 = \dots = \lambda_{N-1} = \{1, \dots, g\}$, and set $\Omega_k = \lambda_1 \times \dots \times \lambda_k$ for $k = 1, \dots, N-1$. We also define $\Omega_N = \Omega_{N-1}$. As a next step we construct detailed instrument \mathcal{T}^D and split its outcome set Ω_D ($|\Omega_D| \leq g^{N-1}$) into g^{N-1} (non-intersecting) subsets $\{\omega_j\}_{j \in \Omega_{N-1}}$ each containing zero or one element. We define POVMs $B^N = B^{N-1} \in \mathcal{O}(\Omega_{N-1}, \mathcal{H}_0)$ via equation $B_j^{N-1} = \sum_{k \in \omega_j} A_k^{\mathcal{T}^D}$. Thus, we effectively added zero POVM elements to formally have g^{N-1} outcomes for POVMs $B^N = B^{N-1}$. We proceed by defining POVMs $B^k \in \mathcal{O}(\Omega_k, \mathcal{H})$ $k = 1, \dots, N-2$ via marginalization over the rightmost outcome as in Eq. (54). Application of Corollary 3.1 to the current setting has similar consequences as in Corollary 3.3. Most important for us is that for $k \in \{1, \dots, N-1\}$ instruments $\mathcal{I}^{k, \vec{a}_{k-1}} \in \text{Ins}(\Omega_k, \mathcal{H}_0, \mathcal{H}_0)$ have at most g nonzero quantum operations $\mathcal{I}_{a_k}^{k, \vec{a}_{k-1}}$, which follows from Remark 3

and postprocessing relation being given by Eq. (55). Thus, realization of instruments $\mathcal{I}^{k, \vec{a}_{k-1}}$ is possible with g -dimensional ancilla, which used for measurement and reset in the first $N - 1$ steps of the ASI. In the N -th step of the constructed ASI, due to $B^N = B^{N-1}$ the postprocessing matrix is an identity, so due to Remark 3 there is just a single possible outcome \vec{a}_{k-1} of the residual instruments and so these instruments $\mathcal{I}^{N, \vec{a}_{N-1}} \in \text{Ins}(\Omega_N, \mathcal{H}_0, \mathcal{H}_N)$ must be isometries. We conclude that in order to realize them g dimensional ancilla is sufficient, since no measurement is needed at N -th step of the constructed ASI. \square

4.4 Implementing qubit four outcome Lüders instruments with one ancilla qubit

Let us consider a practical example of Corollary 3.3 by considering a qubit four outcome Lüders instrument. Suppose we have a two-qubit quantum computer, hence direct 1-step dilation, which requires one qubit for the system and two qubits for the ancilla cannot be performed. On the other hand, Corollary 3.3 can be used to solve the problem at hand in the following way. We choose a relabeling of the four outcomes of the instrument to be implemented into 2-tuples (a_1, a_2) $a_1, a_2 = 0, 1$ and we denote it $\mathcal{T} \in \text{Ins}(\Omega_A, \mathcal{H}_2, \mathcal{H}_2)$, where $\Omega_A = \{0, 1\} \times \{0, 1\}$ and \mathcal{H}_2 denotes two-dimensional Hilbert space. At this point, it suffices to combine Corollary 3.3 with a dilation of the Lüders instrument to obtain the final result. Here we assume that the ancillary qubits are undergoing reset to some fixed state, before every step of the adaptive sequence. The above procedure works for any ranks of the POVM elements defining the decomposed instrument.

In order to be less abstract, we provide below a case study for three parameter class of qubit four outcome Lüders instruments, which are defined (see Figure 4) by the following POVM $A \in$

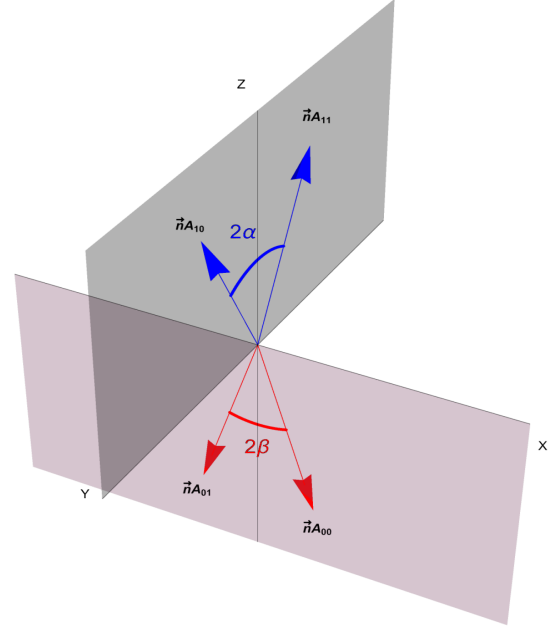


Figure 4: Illustration of directions and parameters that define the POVM A . When A is a symmetric informationally complete POVM then ends of the four vectors form a regular tetrahedron. Parameter η (see Eq. (58)) is not depicted and relates to the sharpness of the POVM elements.

$O(\Omega_A, \mathcal{H}_2)$:

$$\begin{aligned} A_{00} &= \frac{1}{4}[I + \eta(-\sigma_x \tan \beta - \sigma_z)] \\ A_{01} &= \frac{1}{4}[I + \eta(\sigma_x \tan \beta - \sigma_z)] \\ A_{10} &= \frac{1}{4}[I + \eta(-\sigma_y \tan \alpha + \sigma_z)] \\ A_{11} &= \frac{1}{4}[I + \eta(\sigma_y \tan \alpha + \sigma_z)], \end{aligned} \quad (58)$$

where $0 < \alpha, \beta < \frac{\pi}{2}$, $0 < \eta \leq \min\{\cos \alpha, \cos \beta\}$ and $\sigma_x, \sigma_y, \sigma_z$ are the Pauli matrices. To improve readability of the formulas in this example we shortened subscripts from (j, k) to just jk . Without loss of generality, we assume that $\alpha \geq \beta$. POVM A is an informationally complete POVM, and it coincides with symmetric informationally complete (SIC)-POVM [41] for $\alpha = \beta = \arccos(\frac{1}{\sqrt{3}})$ and $\eta = \frac{1}{\sqrt{3}}$. The Total Instrument $\mathcal{T} \in \text{Ins}(\Omega_A, \mathcal{H}_2, \mathcal{H}_2)$ acting on a state ρ is given by $\mathcal{T}_{jk}(\rho) = \sqrt{A_{jk}} \rho \sqrt{A_{jk}}$, which we can represent using Corollary 3.3 as

$$\mathcal{T}_{jk} = \mathcal{I}_{jk}^{2,j} \circ \mathcal{I}_j^{1,1} \quad (59)$$

Thus, outcome j will be obtained in the first step of the ASI, and based on it, instrument $\mathcal{I}^{2,j}$ will

be applied in the second step. In particular, instrument $\mathcal{I}^{2,j}$ determines outcome k , i.e. the second element of the two-tuple (j, k) . In accordance with Eq. (54) we have $B_j^1 = \sum_{k=0}^1 A_{jk}$ $j = 0, 1$. Since the input and output Hilbert space of the instrument \mathcal{T} have the same dimension no additional Kraus operators will be needed. In particular, POVM elements of B_j^1 are full rank (sum of non-collinear of positive operators of rank one in \mathcal{H}_2 is of full rank) and consequently each of quantum operations of the instruments $\mathcal{I}^{1,1}, \mathcal{I}^{2,j}$, has just a single Kraus operator. We also remind that $(B_j^1)^{-\frac{1}{2}}(B_j^1)^{\frac{1}{2}} = I$ and we denote those single Kraus operators of quantum operations $\mathcal{I}_{jk}^{2,j}$, $\mathcal{I}_{jk}^{1,1}$ as $K_{jk}^{2,j}$ and $K_j^{1,1}$, respectively. In conclusion, in accordance with Eq. (18) we get

$$\begin{aligned} K_j^{1,1} &= (B_j^1)^{\frac{1}{2}} \\ K_{jk}^{2,j} &= \sqrt{A_{jk}}(B_j^1)^{-\frac{1}{2}} \end{aligned} \quad (60)$$

The above Kraus operators can be expressed using the Identity and Pauli matrices, which simplifies the calculation of powers of matrices (for a short reminder, see Appendix A). In this way, we obtain the following explicit expressions for the Kraus operators.

$$K_j^{1,1} = F_+ I + F_- (\hat{n}_{B_j} \cdot \vec{\sigma}) \quad (61)$$

$$K_{jk}^{2,j} = [G_{k,+} I + G_{k,-} (\hat{n}_{A_{jk}} \cdot \vec{\sigma})][H_+ I + H_- (\hat{n}_{B_j} \cdot \vec{\sigma})]$$

where the vectors

$$\begin{aligned} \hat{n}_{A_{00}} &= (-\sin \beta, 0, -\cos \beta) & \hat{n}_{A_{01}} &= (\sin \beta, 0, -\cos \beta) \\ \hat{n}_{A_{10}} &= (0, -\sin \alpha, \cos \alpha) & \hat{n}_{A_{11}} &= (0, \sin \alpha, \cos \alpha) \end{aligned}$$

and $\hat{n}_{B_j} = \sum_k \hat{n}_{A_{jk}}$ for $j, k = 0, 1$ and,

$$\begin{aligned} F_{\pm} &= \frac{f_+ \pm f_-}{2} & f_{\pm} &= \sqrt{\frac{1 \mp \eta}{2}} \\ G_{j,\pm} &= \frac{g_{j,+} \pm g_{j,-}}{2} & g_{j,\pm} &= \frac{1}{2} \sqrt{1 \mp \eta \sec \theta_j} \\ H_{\pm} &= \frac{h_+ \pm h_-}{2} & h_{\pm} &= \frac{1}{f_{\pm}}, \end{aligned} \quad (62)$$

where $\theta_0 = \beta$ and $\theta_1 = \alpha$. One can verify that Eq. (59) is fulfilled and that Kraus operators $K_{jk}^{2,j}$ and $K_j^{1,1}$ define valid instruments $\mathcal{I}^{2,j}, \mathcal{I}^{1,1}$, respectively.

5 Sequential realization of Positive Operator-Valued Measures

Any POVM can be understood as special case of a quantum instrument, whose output space is one-dimensional and its outcome space and input Hilbert space are the same as for the POVM. In this way, all the results derived in this paper directly apply also to POVMs. Thus, we explicitly adapt the presented results to POVMs and discuss their relation to the previous work. In analogy to the instrument case we refer to the POVM to be realized as the *Total POVM*. As a direct consequence of Theorem 1 we obtain the following corollary.

Corollary 3.5. *Given a Total POVM $A \in \mathcal{O}(\Omega, \mathcal{H})$ and a postprocessing relation $A \rightarrow B$ to another POVM $B \in \mathcal{O}(\Omega_B, \mathcal{H})$, there exists a 2-step adaptive sequence consisting of Lüders Instrument $\mathcal{J} \in \text{Ins}(\Omega_B, \mathcal{H}, \mathcal{H})$ of POVM B and a set of POVMs $C^j \in \mathcal{O}(\Omega, \mathcal{H}) \forall j \in \Omega_B$ such that*

$$\begin{aligned} \text{Tr}[\rho A_k] &= \text{Tr} \left[\sum_{j \in \Omega_B} \mathcal{J}_j(\rho) C_k^j \right] \\ &= \text{Tr} \left[\rho \sum_{j \in \Omega_B} \sqrt{B_j} C_k^j \sqrt{B_j} \right] \quad \forall k \in \Omega. \end{aligned} \quad (63)$$

Proof. One dimensional Hilbert space, \mathcal{H}_{1d} , is isomorphic to space of Complex numbers, since all vectors are unique multiples of a chosen basis vector. For the same reason also operators on \mathcal{H}_{1d} are isomorphic to complex numbers. Having this in mind, we can define minimal set of Kraus operators for POVM A , which can be understood as an instrument $\mathcal{T} \in \text{Ins}(\Omega, \mathcal{H}, \mathbb{C})$ as

$$T'_{k,m} = \sqrt{\lambda_m^k} \langle v_m^k | \quad \forall k \in \Omega, m = 1, \dots, r_k, \quad (64)$$

where we used spectral decomposition of POVM elements

$$A_k = \sum_{m=1}^{r_k} \lambda_m^k |v_m^k\rangle \langle v_m^k|. \quad (65)$$

Indeed,

$$\mathcal{T}_k(\rho) = \sum_m T'_{k,m} \rho T_{k,m}^\dagger = \text{Tr}(\rho A_k) \quad \forall k \in \Omega, \quad (66)$$

which verifies that the probability of outcome k is determined by POVM A .

Since \mathcal{T} maps from d -dimensional Hilbert space to one dimensional Hilbert space, from proof of Theorem 1 it is obvious that for instruments \mathcal{R}^j additional Kraus operators determined by $R'^j \in \text{Ins}(\Omega, (I_{\mathcal{H}} - \Pi_j)\mathcal{H}, \mathbb{C})$ will be needed (see Eq. (22)). They will guarantee the validity of Eq. (19). By definition we have

$$R'^j_k B_j = 0, \quad \sum_{k,m} R'^{j\dagger}_{k,m} R'^j_{k,m} = I_{\mathcal{H}} - \Pi_j. \quad (67)$$

Let us denote

$$C'^j_k \equiv \sum_m R'^{j\dagger}_{k,m} R'^j_{k,m}, \quad (68)$$

since $\sum_m R'^j_{k,m} \rho R'^{j\dagger}_{k,m} = \text{Tr}(\rho C'^j_k)$. It is obvious that $C'^j_k \geq 0$, $\sum_{k \in \Omega} C'^j_k = I_{\mathcal{H}} - \Pi_j$. We remind that due to Eq. (10) we have $T_{k,jm} = \sqrt{\nu_{kj}} \lambda^k_m \langle v^k_m |$ and together with the above equations we obtain

$$\begin{aligned} \sum_{j \in \Omega_B} (\mathcal{R}^j_k \circ \mathcal{J}_j)(\rho) &= \sum_{j,m} \nu_{kj} \lambda^k_m \langle v^k_m | B_j^{-\frac{1}{2}} B_j^{\frac{1}{2}} \rho B_j^{\frac{1}{2}} B_j^{-\frac{1}{2}} | v^k_m \rangle \\ &\quad + \sum_m R'^j_{k,m} B_j^{\frac{1}{2}} \rho B_j^{\frac{1}{2}} R'^{j\dagger}_{k,m} \\ &= \text{Tr}(\rho \sum_j B_j^{\frac{1}{2}} C'^j_k B_j^{\frac{1}{2}}) \end{aligned} \quad (69)$$

where we used Eq. (65), cyclic property of the trace and we defined

$$C^j_k \equiv B_j^{-\frac{1}{2}} \nu_{kj} A_k B_j^{-\frac{1}{2}} + C'^j_k. \quad (70)$$

Although, we do not need to prove validity of Eq. (20) in the considered special case, it is easy to check it. Due to Eqs. (67), (70) Eq. (69) can be written as

$$\begin{aligned} \sum_{j \in \Omega_B} (\mathcal{R}^j_k \circ \mathcal{J}_j)(\rho) &= \text{Tr}(\rho \sum_j \nu_{kj} \Pi_j A_k \Pi_j) \\ &= \text{Tr}(\rho \sum_j \nu_{kj} A_k) = \text{Tr}(\rho A_k), \end{aligned} \quad (71)$$

where due to Lemma 5 Eq. (1) implies $A_k \Pi_j = A_k$ and we also used stochasticity of matrix ν_k . Finally, from Eq. (70) it is clear that $C^j_k \geq 0$ and one can check that $\forall j \in \Omega_B \sum_{k \in \Omega} C^j_k =$

$\Pi_j + (I_{\mathcal{H}} - \Pi_j) = I_{\mathcal{H}}$, where we used stochasticity of matrix ν_k . Thus, $C^j \in \mathcal{O}(\Omega_k, \mathcal{H})$ is a valid POVM, which concludes the proof. \square

Similarly, Corollaries 3.1 and 3.3 can be rewritten for POVMs telling us how an N step sequential implementation for Total POVM can be obtained. In particular, by restricting Corollary 3.3 to POVMs with two outcome sets λ_i one recovers the result of Andersson and Oi [9] for implementation of POVMs by binary search trees.

Another perspective on the obtained result for POVMs from Corollary 3.5, and also on Theorems 1 - 3 follows from considering the classical information obtained during the sequential implementation of instruments. We develop such approach in the next section.

6 Sequential implementation vs. post-processing and incompatibility of instruments

The aim of this section is to put the original results of this paper into slightly wider context. While for the sequential implementation of a Total instrument intermediate classical outcomes of the ASI can be forgotten (or discarded) they can be also kept (or copied) and analyzed. They provide some information about the actions we performed on the tested quantum system. In particular, in the 2-step scenario outcome j of POVM B from Theorem 1 is simultaneously obtained together with simultaneous realization of the Total instrument \mathcal{T} . This situation is exactly what a compatibility of a Total instrument \mathcal{T} and POVM B asks for (for exact mathematical statement see [30], Definition 5 and consider joint instrument defined by $\mathcal{G} \in \text{Ins}(\Omega_B \times \Omega, \mathcal{H}, \mathcal{K})$, $\mathcal{G}_{(j,k)} = \mathcal{R}^j_k \circ \mathcal{J}_j$). In other words, any implementation of a Total Instrument via ASI implies that all the effective POVMs associated to the intermediate outcomes must be compatible with the Total instrument. This shows a close link between the problem of sequential implementation of instruments and incompatibility of instrument and a POVM. This relation can be described also starting from the incompatibility of instruments. Suppose one chooses a compatible pair of instru-

ment and a POVM. Corollary 3 of [30] states that instrument \mathcal{T} and a POVM B are compatible if and only if the instrument \mathcal{T} can be obtained by instrument postprocessing ($\mathcal{T} \preceq \mathcal{I}^B$) from a Lüders instrument \mathcal{I}^B defined by the POVM B . On the other hand, ASI was defined as a generalization of the instrument postprocessing to multi-step scenario. As we already stated in Remark 1 each 2-step ASI is a particular realization of an instrument postprocessing relation of the ASI's Initial instrument to it's Total instrument \mathcal{T} . Thus, Corollary 3 of [30] essentially says the following.

Proposition 1. *Consider a Total Instrument $\mathcal{T} \in \text{Ins}(\Omega, \mathcal{H}, \mathcal{K})$ and a POVM $B \in \mathcal{O}(\Omega_B, \mathcal{H})$. Two step adaptive sequence constituted by an Initial Instrument $\mathcal{J} \in \text{Ins}(\Omega_B, \mathcal{H}, \mathcal{H})$ and a set of Residual Instruments $\mathcal{R}^j \in \text{Ins}(\Omega, \mathcal{H}, \mathcal{K}) \forall j \in \Omega_B$ such that*

$$\mathcal{T}_k(\rho) = \sum_{j \in \Omega_B} (\mathcal{R}_k^j \circ \mathcal{J}_j)(\rho) = \sum_{j \in \Omega_B} \mathcal{R}_k^j(\sqrt{B_j} \rho \sqrt{B_j}) \quad (72)$$

$\forall k \in \Omega$, exists if and only if POVM B is compatible with the Total instrument \mathcal{T} .

More precisely, it means that implementability of an instrument via 2-step ASI is in one to one correspondence with compatibility of that instrument and a POVM induced by the first step of such ASI. At first sight, this result seems quite useful, but one should note that compatibility of instruments is not yet sufficiently understood and the methods developed in [30] are not very practical to construct the desired ASI.

In contrast, the goals of this paper were much more practical. We aimed at explicitly constructing quite wide set of ASI, which implement the given instrument and we aimed at minimizing the used ancilla dimension through out the implementation. From this viewpoint Theorem 1 and especially it's constructive proof delivers better starting point for the derivation of all the results of this paper.

An instrument is always compatible with it's induced POVM. Since we can apply classical postprocessing on the obtained outcomes it is compatible also with any postprocessing of it's induced POVM. However, in general such POVMs will be only subset of the POVMs compatible with

the given instrument. Thus, one might expect that Theorem 1 does not provide all possible 2-step ASI realizing the given instrument while having Lüders Initial instrument. A simple example of this type arises for the implementation of POVMs. While in Corollary 3.5 POVM B defining the first step of ASI must be a postprocessing of the Total POVM A , in Corollary 4 from [30] it can be any POVM B compatible with POVM A . Although, the results presented in this paper provided only a subset of sequential implementation possibilities, they provide better control over needed resources and clear way of extending the implementation methods to multi-step scenario. For example, possibility of sequential implementation of a compatible POVMs was described already by Heinosaari and Miyadera [43]. However, to apply their methods to construct ASI one needs to first verify whether the chosen initial POVM and the Total POVM are compatible, which is a separate nontrivial problem often solvable only using (numerical) SDP techniques. Although our result is for POVMs less general, allowed initial POVMs are much more easily parametrized (simply by choosing a postprocessing matrix) and the proof of our Corollary 3.5 provides also simple ways to construct the corresponding ASI.

Second concept that is intimately linked to sequential implementation of instruments is instrument postprocessing. In [38] postprocessing of instruments was defined and the primary focus was to identify instruments to which a given instrument can be postprocessed. On the other hand, the aim of this paper can be seen as a search for all instruments that can be postprocessed to a given fixed instrument or in the multi-step case to find sequences of postprocessing relations that yield the Total instrument. Similarly to incompatibility of instruments, also topic of instrument postprocessing is not yet very developed. Nevertheless, there are still some findings, which we can relate to the considered problem. In particular, if we rewrite Proposition 8 from [38] in the language of this paper then the authors prove that if the Total instrument \mathcal{T} of a 2 step ASI is indecomposable then the initial instruments induced POVM must be a postprocessing of POVM $A^\mathcal{T}$. This shows that for indecomposable instruments Theorem 1 already covers all the possibilities for the POVM induced by the first step of the 2-step

ASI. It seems one could apply this reasoning recursively as in Corollary 3.3. However, it seems that to do so rigorously and to formulate useful conclusions an amount of work is needed, which goes beyond the scope of this manuscript. Thus, exploration of this idea will be kept for future work.

7 Summary and Discussion

This manuscript focuses on optimization of space resources while implementing the desired quantum evolution. Such task is relevant for majority of current NISQ devices, since they implement quantum circuits in which mid-circuits measurements are becoming available and reasonably reliable. The presented work is theoretical and it is based on mathematically describing mid-circuit measurements as quantum instruments, thus capturing both statistics of outcomes as well as the state change induced by such measurement. In particular, we define the notion of N -step adaptive sequence of instruments (ASI), which describes any quantum evolution interleaved with N measurements. Quantum instruments can have different dimension of input and output Hilbert space, or cardinality of the outcome space, which allows then to be equivalent to quantum states, channels or POVMs if these parameters are suitably chosen. Thus, the results we obtained are valid not only for sequential realization of instruments, but also for sequential realization of channels and POVMs. Central question is to find ASI for a fixed Total instrument that we intend to realize efficiently. Theorem 1 and its proof constructively show how this can be done starting from any postprocessing of the induced POVM of the Total instrument. In the lab one still needs to realize each of the quantum instruments in the ASI by using ancillary system, unitary transformations and projective measurements on some subsystems. Here we assume quantum systems, can be reset and reused [42], which is currently becoming a widely available step for circuit optimization for NISQ era devices. We analyze the dimensionality of the ancillary systems needed in all branches and steps of the evolution taking into account also the differences in the input/output dimension. We found that coarse-grainings, i.e. postprocessings which just join

outcomes, in general lead to smaller ancilla dimension in applications of Theorem 1. For Total instruments, whose output Hilbert space dimension is not smaller than that of input, in Theorem 2 we determined the minimal ancilla dimension for the 2 step ASI. On the other hand, for Total instruments, whose output Hilbert space dimension is smaller than that of input, the situation is more complex. Nevertheless, we presented Theorem 3, which achieves an improvement in the dimension of the used ancillary system with respect to Theorem 1 in this case thanks to choosing smaller intermediate Hilbert space, which connects the two steps of the ASI. We generalize the obtained results to N step scenario in Section 4. Interestingly, if the Total instrument has outcome space with a cartesian product structure then we show that such N -step ASI exist, which determine in each step one of the elements (a_1, \dots, a_N) of the final N tuple outcome. This has an advantage of requiring less classical memory to store intermediate results, or earlier termination of the evolution if we are waiting only for some subset of results. Previously proposed schemes for sequential implementation of POVMs [9, 15, 26], channels or instruments [16] can be seen as a special case of Corollary 3.1 proved in this paper. As a case study we also illustrate application of our Theorems for Lüders instruments defined by a three parametric class of 2-qubit informationally complete POVMs.

Particularly relevant in the NISQ era might be the result we managed to obtain for sequential implementations of instruments with non-shrinking Hilbert space dimension. ASI, which are constructed using Corollary 3.1 have due to Corollary 3.2 the number of mid-circuits measurements (steps of ASI) times the number of used ancillary qubits lower bounded by a constant, which depends on the Kraus rank of the implemented instrument. This provides a practical way of trading off these two resources. Moreover, our considerations about general limitations of N -step ASI suggest that qualitatively this type of tradeoff is inevitable if the intermediate Hilbert space dimensions of the ASI can not be (sufficiently often) below the input dimension. Another interesting result is expressed by Corollary 3.4. In terms of qubits, we show that for any quantum instrument which transforms n to $m(> n)$ qubits, there exist N -step ASI implementing it just with $(m - n)$ an-

cillary qubits, which are remeasured $(N-1)$ times and finally used as output qubits. In contrast, in previously published results on sequential decompositions of POVMs, channels/instruments increase of Hilbert space dimension was not considered and at least one qubit ancilla was needed in the studied cases.

The results of this manuscript could be seen as providing tools for performing tradeoff between number of qubits used (system plus ancilla) and the number of (intermediate) mid-circuit measurements. Presented methods were designed with the aim to provide constructive and practical solutions, while keeping the above resources under control. As we discuss in Section 6 in general the problem of finding 2-step ASI for a given Total instrument is related to compatibility of the Total instrument and a POVM. How this relation looks in the N -step case is an open question. Already for the 2-step case presented results do not need to provide exhaustive / optimal possibilities for construction of ASI, since (except for indecomposable instruments) they explore only a subset of compatibility possibilities. Thus, future research could explore potential of these uncovered cases. Progress in that direction would benefit from further progress on incompatibility of quantum instruments. On the other hand, our results on general limitations of N -step ASI show that ultimate trade-off bounds could be constructed if we would have better understanding of achievable Hilbert space dimensions in the ASI for a given Total instrument. Another important parameter for NISQ devices is the number of 2-qubit gates. Universal decompositions of state preparations, unitary transformations and isometries into quantum gates could be used for implementing instruments obtained by methods developed in this paper. It is known that such decompositions in general require exponential number of gates with respect to number of qubits on which the transformation acts. However, transformation relevant for quantum computing must be implementable with polynomial number of gates. Unfortunately, universal decompositions often yield exponentially long quantum circuits also for transformations known to be efficiently realizable. Thus, this is partly the reason, why it is difficult to extend our analysis from the level of needed ancilla dimension to the number of needed gates. Conclusions made based on universal de-

compositions may be true on most random instances of the problem (such approach to resource counting for sequential implementation was considered before by Iten, Colbeck, and Christandl in [44]), however most likely one is really interested in the set of measure zero, which is relevant for practical applications. Anyway, exploration of above discussed workflow for medium system sizes for practically relevant instances of quantum channels, POVMs or instruments might be also interesting path, which could help us understand the potential of the presented methods for practical applications. Another practically useful generalization of the presented results, especially in the NISQ era is approximate realization of quantum instruments. For POVMs [45, 46, 47] and recently also for instruments [48] the problem was in single step approach addressed by developing dedicated methods. However, how to mathematically address this kind of question for instruments and in multi-step approach remains an open question.

Acknowledgements

The authors would like to thank M. Ziman for fruitful discussions around the topic. This work was supported by the Slovak Research and Development Agency through the project APVV-22-0570 (DeQHOST), by project VEGA 2/0164/25 (Quantum Structures) and by project Cost CA22113. M.S. was partly funded by the EU NextGenerationEU through the Recovery and Resilience Plan for Slovakia under the project No. 09I03-03-V04-00777.

A Calculation of matrix powers in \mathcal{H}_2

Any positive Hermitian operator X acting on two-dimensional Hilbert space (due to the isomorphism with \mathbb{C}_2), can be written in the operator basis formed by identity and Pauli matrices, i.e.

$$X = \alpha I + \beta(\vec{n} \cdot \vec{\sigma}). \quad (73)$$

The operator $\vec{n} \cdot \vec{\sigma}$ can be diagonalized as

$$\vec{n} \cdot \vec{\sigma} = |\vec{n}+\rangle \langle \vec{n}+| - |\vec{n}-\rangle \langle \vec{n}-|$$

where $|\vec{n}+\rangle$ and $|\vec{n}-\rangle$ are two orthogonal pure states corresponding to the two opposite points of a Bloch sphere. Consequently, operator X can be recast in the spectral form as

$$X = \lambda_{\vec{n}+} |\vec{n}+\rangle \langle \vec{n}+| + \lambda_{\vec{n}-} |\vec{n}-\rangle \langle \vec{n}-|, \quad (74)$$

where $\lambda_{\vec{n}+} = \alpha + \beta$, $\lambda_{\vec{n}-} = \alpha - \beta$. Now, it is straightforward to calculate any powers of the operator X , i.e., for any real number γ ,

$$X^\gamma = \lambda_{\vec{n}+}^\gamma |\vec{n}+\rangle \langle \vec{n}+| + \lambda_{\vec{n}-}^\gamma |\vec{n}-\rangle \langle \vec{n}-| \quad (75)$$

and the result can be again recast in the Pauli basis

$$X^\gamma = \frac{\lambda_{\vec{n}+}^\gamma + \lambda_{\vec{n}-}^\gamma}{2} I + \frac{\lambda_{\vec{n}+}^\gamma - \lambda_{\vec{n}-}^\gamma}{2} (\hat{n} \cdot \vec{\sigma}) \quad (76)$$

B Support of a sum of positive operators

Let us denote the kernel of an operator C by, $\ker(C)$.

Lemma 4. *Let $D \in \mathcal{L}(\mathcal{H})$, be a positive semidefinite operator. Then, $\langle \psi | D | \psi \rangle = 0$ for a vector $|\psi\rangle \in \mathcal{H}$ if and only if $|\psi\rangle \in \ker(D)$.*

Proof. Clearly, $|\psi\rangle \in \ker(D)$ implies $\langle \psi | D | \psi \rangle = 0$. For the converse implication, we consider spectral decomposition $D = \sum_{i=1}^{r_D} d_i |v_i\rangle \langle v_i|$ of operator D , in which $d_i > 0$ and vectors $\{|v_i\rangle\}_{i=1}^{r_D}$ are orthonormal. We can extend these vectors into an orthonormal basis $\{|v_i\rangle\}_{i=1}^d \in \mathcal{H}$. Thus, an arbitrary pure state $|\psi\rangle \in \mathcal{H}$ can be decomposed as $|\psi\rangle = \sum_{i=1}^d c_i |v_i\rangle = \sum_{i=1}^{r_D} c_i |v_i\rangle + |\psi'\rangle$, and $1 = \sum_{i=1}^{r_D} |c_i|^2 + \langle \psi' | \psi' \rangle$. Expectation value $\langle \psi | D | \psi \rangle = 0$ implies $\sum_{i=1}^{r_D} |c_i|^2 = 0$ and consequently $c_i = 0$ for $i = 1, \dots, r_D$, $|\psi\rangle = |\psi'\rangle$. Due to $\langle a_i | \psi' \rangle = 0$ for $i = 1, \dots, r_D$ we have $D |\psi\rangle = 0$. Thus, we proved $|\psi\rangle \in \ker(D)$, which concludes the proof. \square

Lemma 5. *For two positive-semidefinite operators $A, B \in \mathcal{L}(\mathcal{H})$,*

$$\text{supp}(A + B) = \text{span}(\text{supp}(A), \text{supp}(B)) \quad (77)$$

Proof. Let us expand A and B using their spectral decompositions. So we have, $A =$

$\sum_i e_i |w_i\rangle \langle w_i|$ and $B = \sum_j f_j |u_j\rangle \langle u_j|$ where $e_i, f_j > 0$. Consider a state $|\psi\rangle \in \ker(A + B)$. From Lemma (4), we infer that $\langle \psi | A + B | \psi \rangle = 0$. Due to $A, B \geq 0$ this implies $\langle \psi | A | \psi \rangle = \langle \psi | B | \psi \rangle = 0$. So $|\psi\rangle \in \ker(A)$ as well as $|\psi\rangle \in \ker(B)$. Thus $\ker(A + B) = \ker(A) \cap \ker(B)$.

As we can write $\ker(A) = (\text{span}(\{w_i\}_{i=1}^{r_A}))^\perp$ and $\ker(B) = (\text{span}(\{u_i\}_{i=1}^{r_B}))^\perp$, we conclude that any $|\psi\rangle \in \ker(A + B)$ must be orthogonal to all vectors $\{w_i\}_{i=1}^{r_A}, \{u_i\}_{i=1}^{r_B}$ and consequently also to their linear combinations. This proves $\ker(A + B) \subseteq (\text{span}(\text{supp}(A), \text{supp}(B)))^\perp$. On the other hand, for every $|\psi\rangle \in (\text{span}(\text{supp}(A), \text{supp}(B)))^\perp$ we clearly have $(A + B) |\psi\rangle = 0$, so $|\psi\rangle \in \ker(A + B)$ and we conclude Eq. (77) holds. \square

References

- [1] J. Preskill, *Quantum Computing in the NISQ era and beyond*, [Quantum](#) **2**, 79 (2018)
- [2] M. Neumark, *On a representation of additive operator set functions*, Dokl. Acad. Sci. USSR **41** 359 (1943)
- [3] W.F. Stinespring, *Positive functions on C^* -algebras*. [Proc. Amer. Math. Soc.](#), **6** 211, (1955)
- [4] M. Ozawa, *Quantum measuring processes of continuous observables*, [J. Math. Phys.](#) **25**, 79 (1984)
- [5] K. Bharti, A. C. Lierta, T. H. Kyaw, T. Haug, S. A. Lea, A. Anand, M. Degroote, H. Heimonen, J. S Kottmann, T. Menke, W. K. Mok, S. Sim, L.C. Kwek, A. A. Guzik, *Noisy intermediate-scale quantum algorithms*, [Rev. Mod. Phys.](#) **94**, 015004 (2022)
- [6] Z. Zimborás, B. Koczor, Z. Holmes, et al., *Myths around quantum computation before full fault tolerance: What no-go theorems rule out and what they don't*, [arXiv:2501.05694 \[quant-ph\]](#) (2025)
- [7] S. Lloyd, L. Viola, *Engineering quantum dynamics*, [Phys. Rev. A](#), **65**, 010101(R) (2001)

- [8] G. Wang and M. Ying, *Realization of positive-operator-valued measures by projective measurements without introducing ancillary dimensions*, [arXiv:quant-ph/0608235v3](#) (2006)
- [9] E. Andersson and D. K. L. Oi, *Binary search trees for generalized measurements*, *Phys. Rev. A* **77**, 052104 (2008)
- [10] V. A. Zhuravlev and S. N. Filippov, *Quantum state tomography via sequential uses of the same informationally incomplete measuring apparatus*, *Lobachevskii J. Math.* **41**, 2405 (2020)
- [11] A. J. Roncaglia, L. Aolita, A. Ferraro, and A. Acín, *Sequential measurement-based quantum computing with memories*, *Phys. Rev. A* **83**, 062332 (2011)
- [12] M. M. Wilde, *Sequential decoding of a general classical-quantum channel*, *Proc. R. Soc. London, Ser. A* **469**, 20130259 (2013)
- [13] J. Bergou, E. Feldman, and M. Hillery, *Extracting Information from a Qubit by Multiple Observers: Toward a Theory of Sequential State Discrimination*, *Phys. Rev. Lett.* **111**, 100501 (2013)
- [14] T. Heinosaari, T. Miyadera, and M. Ziman, *An invitation to quantum incompatibility*, *J. Phys. A: Math. Theor.* **49**, 123001 (2016)
- [15] D. Reitzner, J. Bouda, *General Measurements with Limited Resources and Their Application to Quantum Unambiguous State Discrimination*, *Quantum Inf. Process.*, **23**, 268 (2024)
- [16] C. Shen, K. Noh, V. V. Albert et. al., *Quantum channel construction with circuit quantum electrodynamics*, *Phys. Rev. B* **95**, 134501 (2017)
- [17] K. Rudinger, G. J. Ribeill, L. C.G. Govia, M. Ware, E. Nielsen, K. Young, T. A. Ohki, R. B.-Kohout, and T. Proctor, *Characterizing Midcircuit Measurements on a Superconducting Qubit Using Gate Set Tomography*, *Phys. Rev. App.* **17**, 014014 (2022)
- [18] L.C.G. Govia, P. Jurcevic, C.J. Wood, N. Kanazawa, S.T. Merkel, D.C. McKay, *A randomized benchmarking suite for mid-circuit measurements*, *New J. Phys.* **25**, 123016 (2023)
- [19] J. Z. Blumoff, K. Chou, C. Shen, M. Reagor, C. Axline, R. T. Brierley, M. P. Silveri, C. Wang, B. Vlastakis, et al., *Implementing and Characterizing Precise multi-qubit Measurements*, *Phys. Rev. X* **6**, 031041 (2016)
- [20] D. Riste, C.C. Bultink, K.W. Lehnert, and L. DiCarlo, *Feedback Control of a Solid-State Qubit Using High-Fidelity Projective Measurement*, *Phys. Rev. Lett.* **109**, 240502 (2012)
- [21] T. C. Ralph, S. D. Bartlett, J. L. O’Brien, G. J. Pryde, and H. M. Wiseman, *Quantum non-demolition measurements for quantum information*, *Phys. Rev. A* **73**, 012113 (2006)
- [22] L. Pereira, J. J. García-Ripoll, T. Ramos, *Complete Physical Characterization of Quantum Nondemolition Measurements via Tomography*, *Phys. Rev. Lett.* **129**, 010402 (2022)
- [23] D. Hothem, J. Hines, C. Baldwin, D. Gresh, R. B.-Kohout, T. Proctor, *Measuring error rates of mid-circuit measurements*, *Nat. Comm.* **16**, 5761 (2025)
- [24] Z. Zhang, S. Chen, Y. Liu, and L. Jiang, *Generalized Cycle Benchmarking Algorithm for Characterizing Midcircuit Measurements*, *PRX Quantum* **6**, 010310 (2025)
- [25] A. D. Córcoles, M. Takita, K. Inoue, S. Lekuch, Z.K. Mineev, J.M. Chow, J. M. Gambetta, *Exploiting Dynamic Quantum Circuits in a Quantum Algorithm with Superconducting Qubits*, *Phys. Rev. Lett.* **127**, 100501 (2021)
- [26] P. Ivashkov, G. Uchihara, L. Jiang, D.S. Wang, A. Seif, *High-Fidelity, Multiqubit Generalized Measurements with Dynamic Circuits*, *PRX Quantum* **5**, 030315 (2024)
- [27] E. Bäumer, V. Tripathi, D.S. Wang, P. Rall, E. H. Chen, S. Majumder, A. Seif, Z.K. Mineev, *Efficient Long-Range Entanglement Using Dynamic Circuits*, *PRX Quantum* **5**, 030339 (2024)
- [28] A. Mitra, M. Farkas, *Compatibility of quantum instruments*, *Phys. Rev. A* **105**, 052202 (2022)

- [29] A. Mitra, M. Farkas, *Characterizing and quantifying the incompatibility of quantum instruments*, [Phys. Rev. A](#) **107**, 032217 (2023)
- [30] L. Leppäjärvi, M. Sedlák, *Incompatibility of quantum instruments*, [Quantum](#) **8**, 1246 (2024)
- [31] F. Buscemi, M. Keyl, G. M. D'Ariano, P. Perinotti, R. F. Werner, *Clean Positive Operator Valued Measures*, [J. Math. Phys.](#) **46**, 082109 (2005)
- [32] K. Kraus, [States, Effects, and Operations](#), *Lecture Notes in Physics*, Springer-Verlag, Berlin, (1983)
- [33] E. B. Davies, J. T. Lewis, *An operational approach to quantum probability*, [Commun. Math. Phys.](#) **17**, 239 (1970)
- [34] P. Busch, P. J. Lahti, J. P. Pellonpää, K. Ylinen, [Quantum measurement](#)(Vol. 23). Berlin: Springer, (2016)
- [35] T. Heinosaari, M. Ziman, [The mathematical language of quantum theory: from Uncertainty to Entanglement](#), Cambridge University Press, (2011)
- [36] G. Lüders., *Über die Zustandsänderung durch den Messprozess*, [Ann. Physik](#) **6**,322 (1951)
- [37] M. Hayashi, [Quantum Information: An Introduction](#), Springer-Verlag, Berlin, (2006). Translated from the 2003 Japanese original
- [38] L. Leppäjärvi, Michal Sedlák, *Postprocessing of quantum instruments*, [Phys. Rev. A](#) **103**, 022615 (2021)
- [39] E.H. Moore, *On the reciprocal of the general algebraic matrix*, [Bul. Am. Math. Soc.](#), **26** 9 (1920)
- [40] R. Penrose, *A generalized inverse for matrices*, [Math. Proc. Camb. Philos. Soc.](#), **51** 3 (1955)
- [41] J. M. Renes, R. B.-Kohout, A. J. Scott, C. M. Caves, *Symmetric informationally complete quantum measurements*, [J. Math. Phys.](#) **45**, 2171 (2004)
- [42] M. DeCross, E. Chertkov, M. Kohagen, M. F-Feig, *Qubit-Reuse Compilation with Mid-Circuit Measurement and Reset*, [Phys. Rev. X](#) **13**, 041057 (2023)
- [43] T. Heinosaari and T. Miyadera, *Universality of sequential quantum measurements*, [Phys. Rev. A](#) **91**, 022110 (2015)
- [44] Raban Iten, Roger Colbeck, and Matthias Christandl, *Quantum circuits for quantum channels*, [Phys. Rev. A](#) **95**, 052316 (2017)
- [45] M. Oszmaniec, L. Guerini, P. Wittek, A. Acín, *Simulating Positive-Operator-Valued Measures with Projective Measurements*, [Phys. Rev. Lett.](#) **119**, 190501 (2017)
- [46] M. Oszmaniec, F. B. Maciejewski, and Z. Puchała, *Simulating all quantum measurements using only projective measurements and postselection*, [Phys. Rev. A](#) **100**, 012351 (2019)
- [47] T. Singal, F.B. Maciejewski, M. Oszmaniec, *Implementation of quantum measurements using classical resources and only a single ancillary qubit*, [npj Quantum Inf](#) **8**, 82 (2022)
- [48] S. Khandelwal, A. Tavakoli, *Simulating Quantum Instruments with Projective Measurements and Quantum Postprocessing*, [Phys. Rev. Lett.](#) **135**, 040202 (2025)