

Relevant HAL Interface Requirements for Embedded Systems

Manuel Bentele^{1,3}, Andreas Podelski¹,
Axel Sikora^{2,3}, and Bernd Westphal⁴

¹ University of Freiburg, Freiburg, Germany

² Offenburg University of Applied Sciences, Offenburg, Germany

³ Hahn-Schickard Institute, Villingen-Schwenningen, Germany

⁴ German Aerospace Center, Oldenburg, Germany

Abstract. **[Context & Motivation]** Embedded applications often use a Hardware Abstraction Layer (HAL) to access hardware. Improper use of the HAL can lead to incorrect hardware operations, resulting in system failure and potentially serious damage to the hardware. **[Question & Problem]** The question is how one can obtain prioritize, among a possibly large set of HAL interface requirements, those that are indisputably relevant for preventing this kind of system failure. **[Ideas & Results]** In this paper, we introduce a formal notion of relevance. This allows us to leverage a formal method, i.e., software model checking, to produce a mathematical proof that a requirement is indisputably relevant. We propose an approach to extract provably relevant requirements from issue reports on system failures. We present a case study to demonstrate that the approach is feasible in principle. The case study uses three examples of issue reports on embedded applications that use the SPI bus via the *spidev* HAL. **[Contribution]** The overall contribution of this paper is to pave the way for the study of approaches to a new kind of prioritization aimed at preventing a specific kind of system failure.

Keywords: Requirements Prioritization · Embedded Systems · Hardware Abstraction Layer (HAL) · HAL Interface Requirements · Serial Peripheral Interface (SPI) · Formal Methods · Software Model Checking.

1 Introduction

Developing application code that uses a HAL to access hardware of an embedded system poses specific requirements engineering challenges. Besides the usual system and software requirements, which are typically defined at the start of a project, HAL interface requirements are often ignored until later, perhaps too late: The improper use of the HAL can lead to incorrect hardware operations resulting in system failure and potentially serious hardware damage.

Unlike system requirements, which vary depending on the specific application, interface requirements are determined by the HAL and can be reused across multiple system designs. There are, however, many of those. The fact that the

number of HAL interface requirements can be large and overwhelming, may be one reason why they are often ignored until their violation has indeed caused a system failure. This raises naturally the question how one can prioritize, among a possibly large set of HAL interface requirements, those that are indisputably relevant for preventing this kind of system failure that can lead to potentially serious hardware damage.

Requirements prioritization plays an important role in requirements engineering [13,6,19]. Prioritization requires a criterion that can be used to select a requirement. The problem is that a criterion often lacks a clear understanding, which makes prioritization subjective and inconsistent [13,6,19].

In this paper, we address exactly this problem and introduce a novel criterion which can be defined precisely and unambiguously. The criterion of relevance can be used to prioritize requirements that are indisputably relevant for preventing system failures. We call this criterion *relevant*, for short. The definition of relevance allows us to leverage a formal method, i.e., software model checking [10], to produce a mathematical proof that a requirement is relevant (and, in this sense, indisputably relevant).

We propose an approach to extract provably relevant requirements from issue reports on system failures. The approach comes in two versions. In the first version, one infers a candidate requirement from the issue report and then applies software model checking to check whether the candidate requirement is a relevant requirement, or not. In the second version, one assumes that one is given a (possibly large) set of HAL interface requirements for, say, a specific HAL. The approach is then to take the whole set as a set of candidate requirements and apply software model checking to each of them. In the second version, the approach relies on the fact that the application of software model checking as a formal method is fully automatic.

We present a preliminary case study to demonstrate that the approach is feasible in principle. The case study uses three examples of issue reports on embedded applications that use the SPI bus via the *spidev* HAL. For the second version of the approach, the case study uses a set of 26 HAL interface requirements for the *spidev* HAL (and checks each of those on the two versions of each of the three application programs). The requirements had to be extracted manually. They form the set of all HAL interface requirements for the *spidev* HAL that are of a specific form.

The contribution of this paper is to define a precise and unambiguous criterion that can be used for prioritization, to propose an approach to use that criterion, and to present a case study to demonstrate that the approach is feasible in principle. The overall contribution is perhaps to pave the way for the study of approaches to a new kind of prioritization aimed at preventing a specific kind of system failure.

The paper is structured as follows: In Section 2, we introduce our approach. In Section 3, we present the experiments to evaluate the approach. In Section 4, we discuss related work. Section 5 is the conclusion section.

2 An approach based on relevance

In this section, we introduce a formal notion of relevance and an approach. Given an issue report on a system failure, we present two variants of the approach: one that extracts a single interface requirement from the issue and checks its relevance, and the other checks a given set of candidate requirements for relevance.

2.1 Notion of relevance

Intuitively, we consider a requirement to be relevant if its validity is essential to prevent a system failure. Definition 1 captures this intuition precisely.

Definition 1 (Relevance). *A requirement R is relevant if there exists a system that comes in two versions: a faulty version, i.e., a system that exhibits a system failure, and a repaired version, i.e., a system that no longer exhibits the system failure, such that the original application program in the faulty system violates R and the new application program in the repaired system satisfies R .*

For Definition 1, we note two remarks: (1) The definition is based on an existential condition. That is, we have a criterion that allows us to confirm relevance. It does not allow us to conclude that an interface requirement will never become relevant. (2) To make the definition practically useful, we need to apply it to existing system failures. In theory, it may always be possible to build an artificial system that witnesses the relevance of a given interface requirement.

2.2 Extract and check a single candidate requirement for relevance

The approach involves several stakeholders. Hardware manufacturers are only partly involved. They provide the HAL, particularly its documentation and occasionally the source code. However, the extent and quality of the HAL documentation are often moderate. Development companies are the primary users of the approach. Their embedded software developers are especially interested in ensuring that the application code interacts correctly with the HAL. The goal here is to prioritize interface requirements in order to single out the relevant ones. Developers can then concentrate on the relevant interface requirements to write more reliable application code for embedded systems. Figure 1 illustrates the approach embodied as a process chart. The approach comprises two parts. Initially, we extract a candidate requirement from a given issue report and subsequently, we formally prove the relevance of the candidate requirement. A detailed description of each part is provided below to explain the steps involved.

Extract candidate from issue report. In the first part of the process, a developer extracts a candidate requirement from a given issue report on a system failure observed in a faulty embedded system using a HAL (see the blue box in Figure 1). The extracted requirement serves as a candidate that may be responsible for the system failure, i.e., the requirement’s violation captures the failure and the requirement’s satisfaction witnesses the absence of the failure.

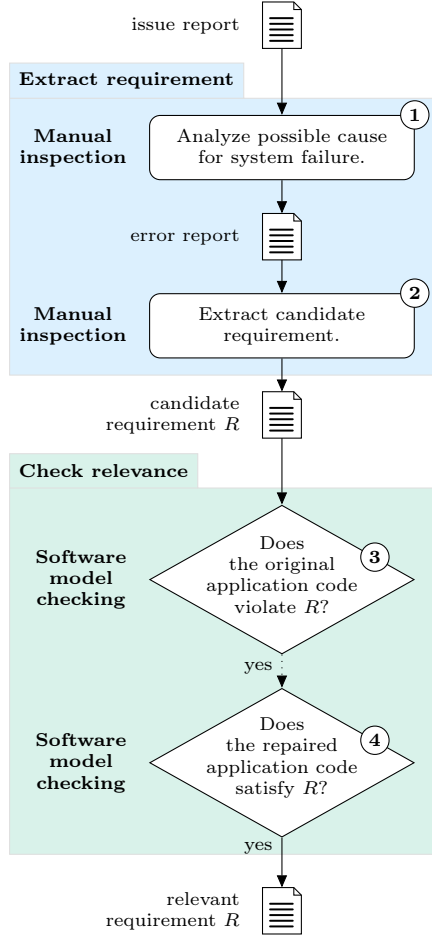


Fig. 1. Overall approach. The application code comes in two versions: the original version exhibits the system failure, the repaired version does not.

precede a call of f_2 in the application code of an embedded system. We call such a pair of HAL functions a *temporal dependency*.

The developer carefully investigates the cause from the report to identify a dependency between HAL functions that may be related to the error. Hereby, the developer consults the HAL documentation and if possible the HAL implementation to determine if a dependency exists. Based on such a dependency, the developer extracts a temporal dependency as a candidate. Finally, the activity produces the candidate requirement R for the relevance check.

Check relevance of extracted candidate. The relevance check is the second part of the process (see the green box in Figure 1) and requires as input the

Inspect issue report. In Activity 1 (Manual inspection), the developer carefully analyzes the cause of the system failure from the issue report in the faulty system to create an error report. Such a report should identify and describe the error, its underlying cause, and include details about the current configuration and state at failure. If the issue report already contains these details, we can skip the activity and continue with Activity 2. Finally, the activity produces a comprehensive error report.

Extract candidate requirement. In Activity 2 (Manual inspection), the developer extracts a candidate requirement based on the insights provided in the error report, especially focusing on the underlying cause that may indicate improper HAL usage.

To prevent improper HAL usage, the HAL functions must follow specific sequences to operate the hardware correctly. These sequences can be prescribed by dependencies between HAL functions where certain functions depend on the successful execution of others. To model this relationship, we use a binary relation representing a dependency between two HAL functions. For a pair of HAL functions f_1 and f_2 , the dependency $f_1() \triangleleft f_2()$ (“ f_2 depends on f_1 ”) expresses that a call of f_1 must

candidate requirement R . The check involves two decisions (depicted in diamond shape in Figure 1) to witness the relevance of R according to Definition 1. For the two decisions, we leverage a formal method, specifically software model checking (see, e.g., [10]), to formally prove the relevance of R . For clarity, we explain below the two decisions of the relevance check.

First decision of relevance check. In the first step of the relevance check, we apply software model checking to the original application code of the faulty system, where we expect to detect a violation of R . If the decision returns the result ‘yes’, a violation is found. The violation indicates that R remains a candidate for relevance. Contrarily, if no violation is detected, it implies that R is not responsible for the system failure from the issue report.

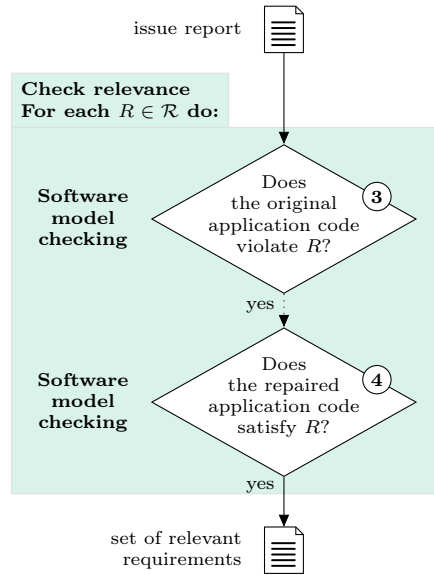


Fig. 2. Alternative approach. The finite set of candidate requirements \mathcal{R} is fixed for a given HAL interface. The application code comes again in two versions: the original version exhibits the system failure, the repaired version does not.

the corresponding faulty systems have been repaired and the reported system failures no longer occur. But it remains unclear which requirements are relevant to prevent the system failures.

Here, the alternative approach can be applied retrospectively to single out relevant requirements. Unlike the overall approach, this alternative does not require the manual extraction of a candidate requirement from a given issue

Second decision of relevance check. In the second step of the relevance check, we again apply software model checking, this time to the application code of the system in the repaired version. Hereby, we aim to confirm that R is no longer violated. Consequently, we expect that the application code in the repaired version satisfies R . If the decision returns the result ‘yes’, the relevance check witnesses that R is indeed a relevant requirement. Otherwise, if the decision returns the result ‘no’, R may be bogus.

2.3 Check a set of candidate requirements for relevance

We introduce an alternative approach for obtaining relevant interface requirements, embodied as a process chart in Figure 2. This alternative approach of the relevance check is well-suited for use in industrial settings where companies collect issues in internal issue trackers. Most of these issues have already been resolved, i.e.,

report. Instead, the alternative lifts the relevance check for a single candidate requirement (as shown in Figure 1) to a finite set of candidate requirements \mathcal{R} . The set \mathcal{R} is fixed for a given HAL interface and can be inferred from the HAL documentation and, if possible, from the HAL implementation.

Our formal notion of relevance allows us to leverage software model checking in order to simultaneously prove the relevance of each requirement $R \in \mathcal{R}$, as explained in Section 2.2. If R is proven relevant (i.e., both decisions return ‘yes’) we add it to a finite set of relevant requirements. Ideally, this set contains exactly one relevant requirement to emphasize the significance of relevance. Multiple relevant requirements indicate that a system failure is masked by other failures.

3 Case study

In this section, we present a case study where we apply the approach presented in Section 2 to three issue reports on system failures. Our goal is to evaluate the approach. Specifically, we aim to address the following research questions:

RQ1: Is the approach to extract a relevant HAL interface requirement from an issue report on a system failure feasible in principle?

RQ2: For each system failure, is there only one single requirement that is relevant for the system failure?

The motivation behind RQ2 is our impression that the significance of relevance as a means to single out requirements is weakened in the case where two requirements are relevant for the same system failure. To be able to give at least a preliminary answer to RQ2 we narrow down the question by restricting the set of requirements to the set of temporal dependencies that can be inferred for a given HAL. This gives us a finite number of requirements and allows us to check each of them on the two versions of each system.

3.1 System failures in embedded systems

The system failures stem from issues that have recently received some attention in newsgroups, as discussed among several places including [15], [16], and [18]. The issue reports concern embedded systems and provide structural system descriptions but they do not explicitly state interface requirements at all.

Overview of systems. The embedded systems share a common structure, as illustrated in Figure 3, which specifically depicts the embedded system in [16]. While this schematic representation focuses on that particular example, it is important to note that the other two systems are similarly structured.

SPI bus and spidev HAL.

The embedded systems use the Serial Peripheral Interface (SPI) [12] as a communication bus to connect the system’s hardware, in particular a computer or microcontroller, to a peripheral device. The peripheral device is specifically an actuator like a display controller in [15], a sensor in [16], or an unspecified device in [18]. The SPI bus is operated in a master/slave configuration where the integrated SPI controller of the computer or microcontroller serves as master to control the bus communication. Conversely,

the SPI controller of the peripheral device serves as slave. The computer or microcontroller runs an application program that uses the *spidev* HAL⁵ to operate the SPI bus via the master SPI controller (see Figure 3). The *spidev* HAL comprises several software layers to support SPI controllers from various manufacturers and uses POSIX system calls to provide a HAL interface. Proper operation of the SPI controller by the embedded application requires the use of HAL functions such as `open` to initialize the SPI controller. Configuration and data transfers are then performed through HAL functions like `ioctl`, `read`, and `write`. The `ioctl` function uses specific SPI constants⁶ to set parameters such as mode, speed, and bit order for SPI data transfers.

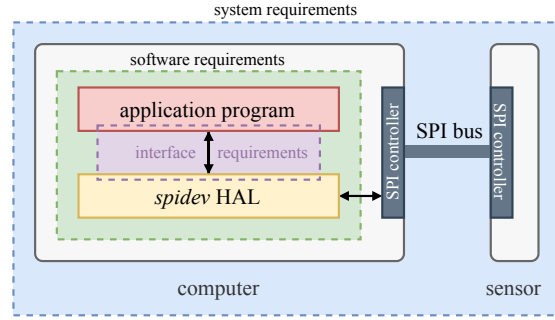


Fig. 3. Architecture of the embedded system from the issue report in [16].

Interface requirements. Interface requirements between the application program and the *spidev* HAL (see dashed violate box in Figure 3) solely depend on the HAL. These requirements have to be satisfied during the runtime of the system. Otherwise runtime errors can occur that may lead to serious system failures. Currently, such interface requirements do not exist for the *spidev* HAL. To address RQ1, we extract a candidate requirement for each of the three system failures according to our overall approach from Section 2.2. To address RQ2, we systematically infer a set of requirements for the *spidev* HAL in order to apply our alternative approach from Section 2.3 retrospectively on the three systems.

Replicated systems and corresponding failures. While the reports offer some insights into the issues and the used embedded systems, they do not provide

⁵ The *spidev* HAL with its userspace API is part of the Linux kernel repository and available at <https://git.kernel.org/pub/scm/linux/kernel/git/torvalds/linux.git/tree/Documentation/spi/spidev?h=v5.3>

⁶ For reasons of readability, we have omitted the prefix `SPI_IOC_` for all SPI constants from the *spidev* HAL and we have abbreviated the SPI constant `MESSAGE` with `MSG` (also see Table 1).

the complete application code or sufficient details of the hardware setup to clone each system. We rebuild the embedded systems with the hardware to replicate system failures corresponding to those reported in the issue reports. With the rebuild, we make sure that an error in each system lead to a system failure from the issue reports, i.e., that it is a real error (as opposed to a *theoretical* error which cannot appear in a practical environment). We create three applications that correspond to the applications from the issue reports: control an actuator (cf. [15]), read sensor measurements (cf. [16]), and test communication (cf. [18]). In the following, we describe the three embedded systems and their observations that align with the ones from the issue reports.

Embedded system 1: I/O Expander

System description: The system ‘I/O Expander’ is designed to control a Microchip MCP23S17 input/output expander, which offers 16 configurable input/output pins. This system setup involves a master SPI controller on the computer and a slave SPI controller in the MCP23S17. The application program uses the *spidev* HAL to communicate with the MCP23S17, operating through a specified sequence of initialization and control commands.

Failure observation: Upon executing the program, a system failure is observed in which pin A0 of the MCP23S17 does not activate as expected. This failure corresponds to the issue reported in [15], where the actuator (a display controller) fails to be controlled reliably.

Embedded system 2: Accelerometer

System description: The application ‘Accelerometer’ sends control commands to an Analog Devices ADXL345 accelerometer, which measures acceleration along three axes. This system employs a similar master/slave configuration, where the computer acts as the SPI master and the ADXL345 acts as the SPI slave. The application program retrieves sensor data by transmitting commands through the *spidev* HAL, similar to how it might be executed in the original system.

Failure observation: When running this application, we could observe a failure where no acceleration data can be received from the ADXL345. This observation aligns with the system failure described in the issue report from [16], where a sensor fails to provide measurements.

Embedded system 3: *spidev*-Test

System description: The application program ‘*spidev*-Test’ is generally used by developers to test the functionality of newly developed SPI components. In this case, we applied this application to test the communication with the ADXL345 accelerometer. The system uses the same SPI mas-

ter/slave configuration, with the computer configured to check the connectivity and data flow through the ADXL345.

Failure observation: In executing this application, a failure occurs where the communication test fails to return a valid device ID. This observes the issue reported in [18], where the sanity check for communication with a peripheral device does not succeed.

3.2 Extract and check candidate requirements from system failures

We apply our overall approach from Section 2.2 to the three issue reports in order to address RQ1. We obtain the original application code from our replicated systems, where each system exhibits a failure.

Inspect issue reports. The three issue reports describe system failures observed during operation and related to the SPI bus. While the application code is syntactically correct and can be compiled and run, the issue reports indicate that the errors are not trivial. Manual inspection of the system failures reveals that each application code properly initializes the SPI controller using the HAL function `open`, but omits essential configuration calls, causing the controller to operate with default settings. This misconfiguration leads to communication failures, as there is no universal agreement on a default configuration for SPI controllers. In the ‘I/O Expander’ code, the missing `ioctl(WR_MAX_SPEED_HZ)` call causes clock speed mismatches. In the ‘Accelerometer’ code, the absent `ioctl(WR_MODE32)` call results in polarity and phase mismatches. In the ‘*spidev-Test*’ code, the missing `ioctl(WR_BITS_PER_WORD)` call causes word size mismatches in data transfers between the master and slave SPI controller.

Extract candidate and check relevance. Following our overall approach, we extract a candidate requirement for each issue from the insights of the inspection. Specifically, we extracted the temporal dependencies δ_{26} (for ‘I/O Expander’), δ_{17} (for ‘Accelerometer’), and δ_{23} (for ‘*spidev-Test*’) as candidates (shown in detail in Table 1). We conduct the relevance check on the three candidates where we apply software model checking carried out by the verification tool ULTIMATE AUTOMIZER [9] in version 0.3.0.⁷

Validity of temporal dependencies. Software model checking of the relevance check verifies the validity of extracted requirements within a C program that uses *spidev* functions from the HAL. We encode this validity through assertions in an annotated version of the program.

The annotation, shown schematically in Listing 1, adds auxiliary statements of two kinds: update statements that only modify auxiliary variables, and assert

⁷ ULTIMATE AUTOMIZER is part of the open-source program analysis framework ULTIMATE and available at <https://www.ultimate-pa.org>.

```

1  /*@ ghost int state_d1 = 0; */
2
3  int open(const char *path, int oflag, ...)
4  {
5      int ret = ...;
6
7      /*@ ghost state_d1 = 1; */
8      return ret;
9  }
10
11 ssize_t read(int fd, void *buf, size_t nbyte)
12 {
13     /*@ assert (state_d1 == 1); */
14
15     return ...;
16 }

```

Listing 1. Encoding the validity of a temporal dependency in an application program through the validity of an assertion in an annotation of the application program. Given the temporal dependency $\delta_1 : \text{open}() \triangleleft \text{read}()$ from Table 1, the annotation consists in adding ghost code (in green) to the *spidev* functions `open` and `read`. The code snippets here refer to the original implementation of the *spidev* functions from the HAL. The annotation does not modify the application program in other than the shown places.

statements. For each temporal dependency of the form $\delta : f_1() \triangleleft f_2()$, we insert an update statement in the code for the implementation of function f_1 and an assert statement in the function f_2 , in addition to the declaration of an auxiliary variable for the temporal dependency δ . In each execution, the value of the auxiliary variable (the *ghost state*) flags whether the call of the function f_1 has (or has not yet) taken place. We use the ANSI/ISO C Specification Language (ACSL), an annotation language for C, supported by a variety of verification tools [4]. The encoding of the validity is independent of the particular application code and solely depends on the HAL.

Experimental results. In the first step of the relevance check, we apply ULTIMATE AUTOMIZER on each of the three application programs to verify the validity of the corresponding candidate temporal dependency. The verification results reveal that one assert statement is violated in each faulty application program. We inspect each violation (using the failure path from the verification result) to witness that the violated assert statements are indeed part of the program annotation. Based on the program annotation, we do a reverse-lookup to locate the temporal dependencies, to which these violated assert statements belong. The verification results witness that all three candidate temporal dependencies are violated in each corresponding application program.

In the second step of the relevance check, we again apply ULTIMATE AUTOMIZER, this time to each of the application programs in the repaired version. We obtain the repaired version by manual repair of the error in each faulty application program. The failure path from each verification result can guide us to localize the errors, so that the repaired application programs no longer cause the observed system failures. From the check, we obtain the verification results, which witness that all assertions in each of the three application programs are

satisfied. Thus, all three candidate temporal dependencies are satisfied and indeed relevant. Our overall approach to obtain a relevant interface requirement succeeds in the three cases and is feasible in principle (**RQ1**).

3.3 Check a set of *spidev* HAL interface requirements for relevance

We apply our alternative approach from Section 2.3 retrospectively to the three issue reports in order to address RQ2. We obtain the application code in the original, faulty version from the replicated systems, and in the repaired, correct version from our experiments addressing RQ1.

Infer a set of candidates. The approach requires a set of interface requirements, for which we infer temporal dependencies from the *spidev* HAL. We use a systematic method to infer the temporal dependencies where we investigate all pairs of HAL functions. For each pair, we consult the documentation of the HAL and, if possible, the HAL implementation to determine if a dependency exists. Confirmed dependencies are added as temporal dependencies to the set. Finally, we obtain the set of temporal dependencies shown in Table 1.

Table 1. Candidate temporal dependencies inferred from the *spidev* HAL.

δ_1 : open()	< read()
δ_2 : open()	< write()
δ_3 : open()	< ioctl(MSG)
δ_4 : open()	< close()
δ_5 : open()	< ioctl(RD_MODE)
δ_6 : open()	< ioctl(WR_MODE)
δ_7 : open()	< ioctl(RD_MODE32)
δ_8 : open()	< ioctl(WR_MODE32)
δ_9 : open()	< ioctl(RD_LSB_FIRST)
δ_{10} : open()	< ioctl(WR_LSB_FIRST)
δ_{11} : open()	< ioctl(RD_BITS_PER_WORD)
δ_{12} : open()	< ioctl(WR_BITS_PER_WORD)
δ_{13} : open()	< ioctl(RD_MAX_SPEED_HZ)
δ_{14} : open()	< ioctl(WR_MAX_SPEED_HZ)
<hr/>	
δ_{15} : ioctl(WR_MODE32)	< read()
δ_{16} : ioctl(WR_MODE32)	< write()
δ_{17} : ioctl(WR_MODE32)	< ioctl(MSG)
δ_{18} : ioctl(WR_LSB_FIRST)	< read()
δ_{19} : ioctl(WR_LSB_FIRST)	< write()
δ_{20} : ioctl(WR_LSB_FIRST)	< ioctl(MSG)
δ_{21} : ioctl(WR_BITS_PER_WORD)	< read()
δ_{22} : ioctl(WR_BITS_PER_WORD)	< write()
δ_{23} : ioctl(WR_BITS_PER_WORD)	< ioctl(MSG)
δ_{24} : ioctl(WR_MAX_SPEED_HZ)	< read()
δ_{25} : ioctl(WR_MAX_SPEED_HZ)	< write()
δ_{26} : ioctl(WR_MAX_SPEED_HZ)	< ioctl(MSG)

Check relevance of candidates. For each of the three issue reports, we apply the relevance check to the set of temporal dependencies from Table 1. We again utilize ULTIMATE AUTOMIZER, this time to simultaneously verify the validity of all temporal dependencies from the set. This requires that we encode the validity of all temporal dependencies as annotation in both versions of each application program.

Experimental results. Table 2 shows the experimental results of the relevance check. Three out of the total 26 candidate temporal dependencies (namely δ_{17} , δ_{23} , and δ_{26}) are formally proven relevant. These three requirements are responsible for the system failures from the three issue reports. For each system failure, we obtain exactly one relevant interface requirement (**RQ2**). This finding emphasizes the significance of relevance in our case study.

3.4 Discussion

Our results demonstrate that we obtain the same relevant interface requirements using our overall approach as well as the alternative relevance check. This con-

Table 2. Experimental results of the applied relevance check to the inferred temporal dependencies for the *spidev* HAL from Table 1. The set listed in under ‘Result’ is exactly the set of interface requirements that the check determines to be violated. That is, the complement contains those that the check determines to be correct.

Application program			Result incorrect	Verification	
name	version	size [LOC]		time [s]	mem. [MB]
I/O Expander	faulty	172	$\{\delta_{26}\}$	6.24	264
		180	\emptyset	8.10	263
Accelerometer	faulty	284	$\{\delta_{17}\}$	10.43	294
		292	\emptyset	12.36	345
<i>spidev</i> -Test	faulty	764	$\{\delta_{23}\}$	990.35	1129
		768	\emptyset	925.58	1335

sistency provides a strong indication that our approach is feasible in principle. In our case study, we did not encounter the scenario where one system failure masks other ones, which indicates that several requirements might be relevant. Masking failures could occur if a developer forgets to insert not only the HAL function calls for the configuration of the master SPI controller but also the call to initialize the SPI controller, leading to several observable system failures that may mask one another. While this case could potentially arise, our alternative relevance check from Section 2.3 can obtain several relevant requirements even in the presence of masking failures.

The experimental results from Table 2 also indicate that the verification of the validity of temporal dependencies itself is not a challenge in this work (cf. last two columns of Table 2). Even the more complex application program ‘*spidev*-Test’ with 766 lines of code (including the annotation) in its repaired version can be verified within 17 min where the memory consumption never exceeds 1.4 GB.⁸ For this reason, it does not seem useful to evaluate the efficiency of other software model checking tools or formal verification methods.

Several factors could affect the validity of our findings from the experimental evaluation. First, the representativeness of the observed system failures is crucial, as it influences the relevance of the interface requirements. The lack of case studies on system failures and the often imprecise descriptions limit our understanding of potential issues. Due to the unavailability of the original systems, we replicated comparable embedded systems to reproduce similar system failures. Consequently, the findings from these replicated systems cannot be directly applied to the original systems; instead, they provide evidence that the independently identified interface requirements may be relevant for failures resembling those in the issue reports. In industrial practice, the availability of the actual systems would reduce the importance of system replication to obtain application code. More research is needed to confirm the generality of our results.

⁸ All verification runs with ULTIMATE AUTOMIZER were carried out and measured on a regular desktop computer with quad-core CPU at 2.6 GHz, 8 GB of memory, running Arch Linux with Linux kernel 6.12.47.

4 Related work

In this section, we cover work related to the topics in this paper. We focus on areas such as requirement prioritization, interface requirements, and methods for deriving requirements.

Requirement prioritization. Recent surveys [6,13,14,19], provide an overview of requirements prioritization techniques, with guidelines to choose a suitable prioritization technique [7]. While most techniques rely on manual effort, our formal notion of relevance allows us to leverage a formal method to automatically check relevance. A related review study [17] focuses on the most important aspect of single out requirements, the prioritization criteria. However, most criteria focus on importance, cost-benefit, and stakeholder satisfaction and leave system reliability and safety out of consideration. In addition, many criteria are ambiguous and not clearly understandable leading to subjective and inconsistent prioritization decisions. In contrast, this work introduces a formal relevance criterion specifically designed to address system reliability and safety. Its formal nature ensures unambiguity and clarity, which helps to single out important interface requirements that are essential for preventing system failures.

Temporal dependencies. The class of temporal dependencies which we used to define the set of 26 candidate requirements corresponds to the precedence requirement pattern in the hierarchy in [8]. The class is restrictive enough to enable a systematic selection of candidate requirements; yet, it is expressive enough to include relevant requirements, as shown in our case study.

Deriving requirements. Previous work [5], building upon the work in [1] and [11], proposes different algorithms to automatically derive interface requirements from an existing library implementation for its safe and permissive use. These approaches require the presence of explicit safety requirements (e.g., invariants) within the library implementation, which serve as a basis for the automatic inference of a possibly comprehensive set of interface requirements. In contrast, our approach does not depend on safety requirements defined a priori. Instead, the primary objective of our approach is to derive a concise set of HAL interface requirements by prioritizing candidate requirements to single out the relevant ones that are essential for preventing system failures. A similar line of research is the specification mining based on statistical or stochastic methods where interface requirements are automatically derived from a set of error-free application programs that properly interact with the interface, e.g., see [2,3]. The mined specifications are utilized to detect so-called API (mis)uses. The existing approaches to automatically mine interface requirements may be contrasted with our approach to derive relevant HAL interface requirements: the former relies on programs that properly use a given interface, whereas the latter relies in the existence of programs that do not. Exploring how one can exploit this apparent complementariness remains an open area for future research.

5 Conclusion

In this work, we introduced a formal notion of a relevance criterion for requirements prioritization based on system failures. The criterion allows us to single out those requirements that are essential for preventing system failures. Its formal notion ensures a clear understanding making the prioritization consistent, unambiguous, and independent of any subjective assessment.

We presented an approach to prioritize requirements using the example of HAL interface requirements by formally proving their relevance within a defined process. HAL interface requirements define the correct use of a HAL interface in application programs for embedded systems. Our approach for obtaining relevant HAL interface requirements starts by analyzing issue reports that mention observable system failures. From these reports, we infer candidate requirements for the correct use of the HAL interface. We then formally prove the relevance of each candidate requirement by leveraging software model checking. This relevance check is an essential process step, as it witnesses that an interface requirement is indisputably responsible for an observed system failure.

We evaluated our approach in a case study on three examples of issue reports related to embedded application programs that use the SPI bus via the *spidev* HAL. The experimental results demonstrate the practical feasibility of our approach. We were able to obtain a relevant interface requirement for each mentioned system failure from the three issue reports. Each relevant interface requirements is essential in preventing an observable system failure. Embedded software developers should concentrate on such relevant requirements to prevent specific kinds of system failures, such as those mentioned in the issue reports.

Acknowledgments. Part of this study was funded by the Deutsche Forschungsgemeinschaft (DFG, German Research Foundation) – 503812980.

References

1. Alur, R., Černý, P., Madhusudan, P., Nam, W.: Synthesis of interface specifications for Java classes. *SIGPLAN Notices* **40**(1), 98–109 (2005). <https://doi.org/10.1145/1047659.1040314>
2. Amann, S., Nadi, S., Nguyen, H.A., Nguyen, T.N., Mezini, M.: MUBench: a benchmark for API-misuse detectors. In: *Proceedings of the International Conference on Mining Software Repositories*. MSR, ACM (2016). <https://doi.org/10.1145/2901739.2903506>
3. Amann, S., Nguyen, H.A., Nadi, S., Nguyen, T.N., Mezini, M.: A systematic evaluation of static API-misuse detectors. *Transactions on Software Engineering* **45**(12), 1170–1188 (2019). <https://doi.org/10.1109/tse.2018.2827384>
4. Baudin, P., Cuoq, P., Filliâtre, J.C., Marché, C., Monate, B., Moy, Y., Prevosto, V.: ACSL: ANSI/ISO C Specification Language. *Frama-C* (2024), <https://frama-c.com/download/acsl-1.20.pdf>, version 1.20
5. Beyer, D., Henzinger, T.A., Singh, V.: Algorithms for interface synthesis. In: Damm, W., Hermanns, H. (eds.) *Computer Aided Verification*. pp. 4–19. CAV, Springer (2007). https://doi.org/10.1007/978-3-540-73368-3_4

6. Bukhsh, F.A., Bukhsh, Z.A., Daneva, M.: A systematic literature review on requirement prioritization techniques and their empirical evaluation. *Computer Standards & Interfaces* **69**, 103389 (Mar 2020). <https://doi.org/10.1016/j.csi.2019.103389>
7. Castillo-Valdivieso, P.A., Alhenawi, E., Awawdeh, S., Abu Khurma, R., García-Arenas, M., Hudaib, A.: Choosing a suitable requirement prioritization method: A survey. *Journal of Computer Science & Technology* **24**(1), e04 (Apr 2024). <https://doi.org/10.24215/16666038.24.e04>
8. Dwyer, M.B., Avrunin, G.S., Corbett, J.C.: Patterns in property specifications for finite-state verification. In: *Proceedings of the International Conference on Software Engineering*. pp. 411–420. ICSE, ACM (1999). <https://doi.org/10.1145/302405.302672>
9. Heizmann, M., Chen, Y.F., Dietsch, D., Greitschus, M., Hoenicke, J., Li, Y., Nutz, A., Musa, B., Schilling, C., Schindler, T., Podelski, A.: ULTIMATE AUTOMIZER and the search for perfect interpolants (competition contribution). In: Beyer, D., Huisman, M. (eds.) *Tools and Algorithms for the Construction and Analysis of Systems*. pp. 447–451. TACAS, Springer (2018). https://doi.org/10.1007/978-3-319-89963-3_30
10. Heizmann, M., Hoenicke, J., Podelski, A.: Software model checking for people who love automata. In: *Computer Aided Verification*. pp. 36–52. CAV, Springer (2013). https://doi.org/10.1007/978-3-642-39799-8_2
11. Henzinger, T.A., Jhala, R., Majumdar, R.: Permissive interfaces. *Software Engineering Notes* **30**(5), 31–40 (2005). <https://doi.org/10.1145/1095430.1081713>
12. Hill, S.C., Jelemensky, J., Heene, M.R., Groves, S.E., DeBrito, D.N.: Queued serial peripheral interface for use in a data processing system. Patent US-4958277 (Sep 1990), <https://image-ppubs.uspto.gov/dirsearch-public/print/downloadPdf/4958277>
13. Hujainah, F., Bakar, R.B.A., Abdulgabber, M.A., Zamli, K.Z.: Software requirements prioritisation: A systematic literature review on significance, stakeholders, techniques and challenges. *IEEE Access* **6**, 71497–71523 (2018). <https://doi.org/10.1109/access.2018.2881755>
14. Pacheco, C., García, I., Reyes, M.: Requirements elicitation techniques: a systematic literature review based on the maturity of the techniques. *IET Software* **12**(4), 365–378 (Aug 2018). <https://doi.org/10.1049/iet-sen.2017.0144>
15. SPI connection between RPi and ATmega32. *Raspberry Pi Forum* (2016), <https://forums.raspberrypi.com/viewtopic.php?p=881605>
16. Reading values from MCP3002 not working [...]. *Raspberry Pi Forum* (2019), <https://forums.raspberrypi.com/viewtopic.php?t=230569>
17. Riegel, N., Doerr, J.: A systematic literature review of requirements prioritization criteria. In: *Requirements Engineering: Foundation for Software Quality*. pp. 300–317. REFSQ, Springer (2015). https://doi.org/10.1007/978-3-319-16101-3_22
18. *spidev* sanity check not working. *Stack Exchange* (2019), <https://raspberrypi.stackexchange.com/questions/102286/spidev-sanity-check-not-working>
19. Yaseen, M., Mehmood, W., Hameed, F., Nauman, M.: Scalability and limitations of existing software requirements prioritization techniques: A systematic literature review. *Journal of Software: Evolution and Process* **37**(8) (Aug 2025). <https://doi.org/10.1002/smr.70039>