

# Chiral orbital current driven topological Hall effect in $\text{Mn}_3\text{Si}_2\text{Te}_6$

Arnab Das and Soumik Mukhopadhyay\*

Department of Physics, Indian Institute of Technology Kanpur, Kanpur 208016, India

Chiral orbital current (COC) plays a crucial role in governing the magnetization and transport behaviour in the layered ferrimagnetic nodal-line semiconductor  $\text{Mn}_3\text{Si}_2\text{Te}_6$ . Here, we observe that the topological Hall effect (THE), typically attributed to Berry curvature from chiral spin textures, originates from COC, which produces an emergent magnetic field for conduction electrons due to its real-space orbital textures. We find that the THE signal strengthens as we move down from bulk to nanoflakes, but tends to disappear with increasing current, along with the disappearance of the COC state. We also demonstrate a strong correlation between the colossal magnetoresistance (CMR) and the observed THE, suggesting that large Berry curvature and topological transport can arise purely from orbital degrees of freedom, providing a new platform for engineering dissipationless transport in 2D magnets.

*Introduction:*— The interplay of topology, magnetism, and orbital degrees of freedom has emerged as a central theme in condensed matter physics, giving rise to a variety of unconventional transport phenomena. In particular, the topological Hall effect (THE) is widely regarded as a transport fingerprint of nontrivial spin chirality and Berry curvature associated with real-space spin textures. With the discovery of the skyrmion lattice in the chiral ferromagnet  $\text{MnSi}$  [1], THE has emerged as a platform to explore exotic physical properties. In recent times, THE has been observed in many non-centrosymmetric systems [2–5], and in a few centrosymmetric systems as well [6–9]. In most systems, THE is shown to originate from broken inversion symmetry giving rise to the Dzyaloshinsky-Moriya interaction (DMI) which favours the formation of topologically nontrivial spin textures like skyrmions, anti-skyrmions, skyrmionium, (anti)merons, bimerons, etc [1, 10–14]. Recent theoretical developments, however, suggest that orbital degrees of freedom alone can generate topological–chiral interactions through emergent orbital magnetism associated with chiral orbital currents (COC), independent of conventional spin–orbit coupling (SOC) [15, 16]. Such orbital-driven interactions have been predicted to stabilize exotic magnetic textures and to engender new routes toward topological transport responses [16–21].

COC has been under investigation since the early 2000s with studies on high- $T_C$  cuprates [22–29], iridates [30–32], Kagome superconductors and magnets [33–35] and moiré heterostructures [36–38]. Later it was also shown that the coupling of COC with long-range magnetic order can break both mirror and time-reversal symmetry and can lead to interesting phenomena like colossal magnetoresistance (CMR) [39]. Coupling the COC with applied current can also present intriguing physics, especially giving rise to a current sensitive unique Hall effect in  $\text{Mn}_3\text{Si}_2\text{Te}_6$  (MST) [40]. In MST, the COC flows along the Te edges in the *ab*-plane, giving rise to an orbital moment  $M_{\text{COC}}$  and a real-space emergent magnetic field  $B_c$ , both directed along the *c*-axis. Currently, most of the studies on MST are directed towards the unique phenomena of CMR [41–46] with very few findings on the Hall resistivity of the same. The observation of the unique the Hall effect in MST cannot be completely explained away by considering the contributions of ordinary Hall effect (OHE) and anomalous

Hall effect (AHE) [40, 47]. Thus, the complete picture of the exact contributions to the Hall effect of MST and the physics behind it is still unknown.

In this Letter, we observe that the Hall effect in both bulk and nanoflake devices of MST corresponds very well with its CMR phenomena, indicating a common origin. The temperature and current dependence of the Hall signal reveals a very strong connection between the observed Hall effect and the COC in MST, suggesting that the latter might be the driving force behind the observed unconventional Hall effect in MST.

*Experimental Methods:*— Single crystals of  $\text{Mn}_3\text{Si}_2\text{Te}_6$  (MST) have been prepared using the chemical vapour transport (CVT) method, where iodine ( $\text{I}_2$ ) is used as the transport agent (see Sec. I of SM [48] for details on sample preparation). The typical crystals were of 1–2 mm in size. Energy dispersive spectroscopy (EDS) measurements were performed to confirm the elemental composition of the grown crystals. X-ray diffraction (XRD) measurements were performed using a PANalytical Empyrean diffractometer. Both powder XRD and single crystal XRD measurements were carried out to confirm the purity and crystallinity of the grown crystals. The powder XRD data was profile fitted using  $P\bar{3}m$  space group symmetry using FullProf\_Suite software. The temperature dependence of magnetization and the isothermal magnetization hysteresis measurements of the bulk single crystals have been carried out using a Quantum Design physical properties measurement system (PPMS) using the standard vibrating sample magnetometry (VSM) technique. For magneto-transport measurements, we use a variable temperature insert (VTI) cryostat provided by CRYOGENIC Inc., UK. The raw MR and Hall curves were symmetrized and antisymmetrized, respectively, to eliminate the effects of electrode misalignment.

*Results and Discussion:*— The single crystal XRD data of the bulk single crystal reveals the (001) orientation of the crystal surface (refer to Sec. I of SM [48] for the details). The powder XRD spectra (see Fig. 1(a) of [42] for details) reveals that the grown single crystals are of high purity. Additionally, the EDS spectra (refer to Sec. I of SM [48] for the details) shows prominent peaks of Mn, Si and Te, confirming that the obtained stoichiometry is close to the targeted one.

Figure 1(a) shows the temperature-dependent magnetization  $M(T)$  of bulk MST single crystals at an applied field

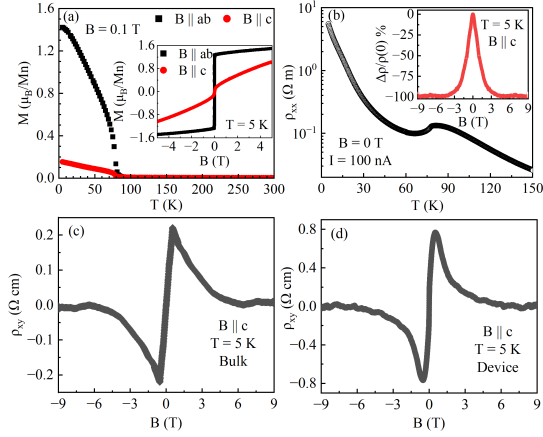


FIG. 1. (a) Temperature dependence of magnetization  $M(T)$  of bulk MST samples at  $B = 0.1$  T along  $B \parallel ab$  and  $B \parallel c$  directions. Inset: Isothermal magnetization  $M(B)$  at  $T = 5$  K for both  $B \parallel ab$  and  $B \parallel c$ . (b) Temperature dependence of the electrical resistivity of bulk MST. Inset: Magnetic field dependence of  $MR\%$  at 5 K with  $B \parallel c$ . (c) Hall resistivity curve at 5 K for bulk MST samples. (d) Hall resistivity curve at 5 K for the nanoflake MST device.

of 0.1 T. It shows that the  $ab$ -plane is the easy plane where the magnetization saturates at around  $1.5 \mu_B/\text{Mn}$ , while the  $c$ -axis is the hard axis. The Curie temperature as obtained from Fig. 1(a) is close to 78 K, which is consistent with earlier reports [39–44, 47, 49, 50]. The inset of Fig. 1(a) shows the isothermal magnetization at 5 K for both the crystallographic axes, suggesting that the  $c$ -axis magnetization does not saturate even at a higher field of 5 T. The temperature dependence of electrical resistivity for the bulk single crystals of MST is shown in Fig. 1(b), which indicates its semiconducting nature similar to other reports [43, 47, 49]. The inset of Fig. 1(b) shows the field dependence of magnetoresistance ( $MR\%$ ) for bulk MST samples at 5 K with  $B \parallel c$  showing the well-known CMR effect.

Figure 1(c) shows the field dependence of Hall resistivity ( $\rho_{xy}$ ) at 5 K for the bulk MST single crystal. The appearance of a distinct sharp peak in the low field region of the Hall resistivity data suggests additional contributions to the  $\rho_{xy}$  data apart from the OHE and AHE, similar to what was observed in previous reports [40, 44, 47]. This indicates possible contributions from the THE. Similar peaks in the field-dependent Hall resistivity of the nanoflake MST device are observed in Fig. 1(d). For the device, the peak becomes sharper and more prominent, indicating that the THE contribution possibly enhances with decreasing thickness.

To further examine the origin of the sharp peak observed in the Hall resistivity data, we measure the field dependence of  $\rho_{xy}$  at different temperatures for both bulk and nanoflake device of MST, as shown in Fig. 2(a) and 2(b), respectively. For bulk, the peak in the Hall resistivity data persists up to 70 K, while for the device, it starts to die out above 30 K. The occurrence of this peak in the  $\rho_{xy}$  curve for bulk MST has

been attributed to COC in previous reports [40]. This COC is known to induce an orbital moment ( $M_{\text{COC}}$ ) along the  $c$  axis [39], that underpins the well-known CMR in bulk MST. This  $M_{\text{COC}}$  produces a magnetic field  $B_c$  in the real space, which is directed along the  $c$ -axis. When  $B \parallel c$ , it adds up to the external field applied and influences the Hall resistivity [40].

In general, the total Hall resistivity  $\rho_{xy}$  can be expressed as

$$\rho_{xy} = \rho_{xy}^O + \rho_{xy}^A + \rho_{xy}^T = R_0 B + R_S M_s + \rho_{xy}^T \quad (1)$$

where  $\rho_{xy}^O$ ,  $\rho_{xy}^A$  and  $\rho_{xy}^T$ , refers to ordinary, anomalous and topological Hall contribution to  $\rho_{xy}$ , respectively.  $M_s$  refers to saturation magnetization, while  $R_0$  and  $R_S$  are the ordinary and anomalous Hall coefficients, respectively. The ordinary Hall component usually dominates as a high-field linear component of the data and is separated out by calculating  $R_0$  using a linear fit at high fields. The anomalous Hall component is isolated by fitting with a step-like function. Figure 2(c) and (d) shows the fitted  $\rho_{xy}$  curves for bulk and device MST, respectively. The red solid line shows the ordinary and anomalous contributions in  $\rho_{xy}$  with  $B \parallel c$  at 5 K in both cases. The sharp peak region, in excess of the ordinary and anomalous Hall contribution, is attributed to the THE and is extracted by subtracting the  $\rho_{xy}$  curves by the red solid line data.

The contour plots of the extracted THE amplitude for both the bulk and nanoflake device are shown in Fig. 2(e),(f), respectively. From the figures, it is evident that the THE amplitude for the bulk persists up to a higher temperature when compared to the nanoflake device. This could be because of the COC state being more vulnerable to thermal fluctuations when one approaches nanoscale thickness limit compared to the bulk. The THE amplitude mimicking the sensitivity of the COC state to sample thickness suggests that the former might be governed by the latter.

To ascertain the causal connection of the COC and the observed THE in MST, we perform the magnetic field dependence of the Hall resistivity as a function of the applied current. Since it is well known that the strength of the COC decreases with increasing current [40], the relation of  $\rho_{xy}^{\text{THE}}$  to the current will be crucial in studying its actual origin. Figure 3 depicts the extracted THE amplitudes as a function of temperature and magnetic field for different applied currents for both bulk [Fig 3(a) - (e)] and device [Fig 3(f) - (j)], respectively. It is evident from the figure that upon increasing the current, the THE amplitudes decrease for both the bulk and the nanoflake device.

For bulk MST, the THE amplitude remains non-zero even up to 70 K when the applied current is small (down to  $50 \mu\text{A}$ ) as can be seen from Fig. 3(a). As the current increases to  $500 \mu\text{A}$ , the region of the non-zero THE amplitude splits into islands of topological Hall signals [Fig. 3(b)], which shrink and eventually vanish upon increasing the current to 1 mA. The THE amplitude persists only up to 30 K for 1 mA, and keeps decreasing down to lower temperatures with increasing current. Finally, for 10 mA, the THE signal disappears completely as seen in Fig. 3(e), similar to that reported in [40].

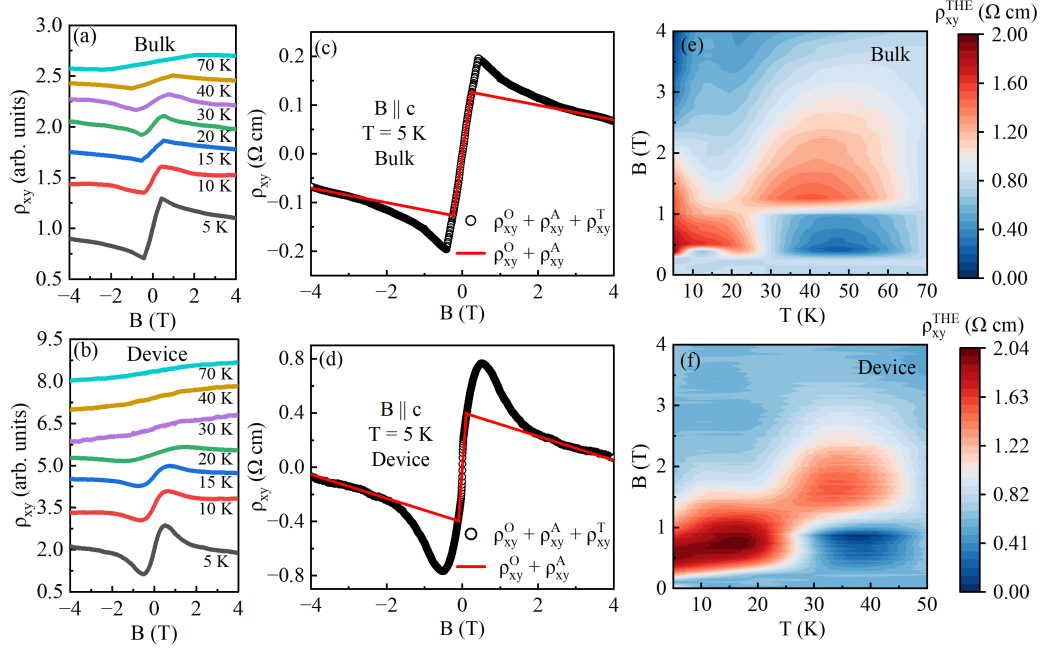


FIG. 2. The field dependence of Hall resistivity ( $\rho_{xy}$ ) at different temperatures for (a) Bulk and (b) Device of MST, respectively, along  $B \parallel c$  directions. Hall resistivity curves at 5 K, fitted to extract the topological Hall contribution for (c) Bulk and (d) Device of MST, respectively. The black circles represent the raw  $\rho_{xy}$  data, and the red solid line represents the fitted curves. Contour plots of the THE contribution ( $\rho_{xy}^{\text{THE}}$ ) for (e) Bulk and (f) Device of MST, respectively, as a function of temperature and magnetic field.

This is expected as the COC is stronger for lower currents but on increasing the current it starts to weaken. At high current, the COC state ( $\Psi_C$ ) is destroyed completely, making way for a trivial state ( $\Psi_T$ ). This similar trend is seen to be followed by the THE signal of the bulk MST crystals, indicating that the two might be interconnected.

Although the THE signal from the nanoflake device of MST replicates the exact current dependence as the bulk MST, the device shows the THE behaviour at a much lower current than the bulk as is evident from, Fig. 3(f) - (j). At lower thickness, the cross sectional area becomes much smaller which leads to a much higher current density for a given current ( $J = I/A$ ). Thus, for a similar current, the orbital motions leading to COC is expected to be suppressed more for thin flakes than for the bulk. Hence, the THE amplitude for the nanoflake device dies out at a much lower current than that of the bulk due to much higher current density.

From previous reports, it is well-established that the CMR portrayed by the MST is governed primarily by the COC [39, 40, 42]. Thus, drawing a correlation between the THE and the magnetoresistance of MST in bulk and device, respectively, will provide a firm assurance of the COC origin of the THE. Figure 4(a),(b) shows the temperature dependence of  $\text{MR}\%$  and relative topological Hall conductivity  $[\sigma_{xy}^{\text{THE}}/\sigma_{xy}]_{\text{max}}(\%)$  for the bulk and device of MST, respectively. The  $\text{MR}\%$  is calculated as,  $\text{MR}\% = \frac{\Delta\rho}{\rho(0)} \times 100$ , where,  $\frac{\Delta\rho}{\rho(0)} = \frac{\rho(B) - \rho(0)}{\rho(0)}$  with  $\rho(B)$  being the magnetoresis-

tivity measured at an applied magnetic field of  $B$  T, and  $\rho(0)$  the zero-field (ZF) resistivity. The hall conductivity is given by  $\sigma_{xy} = \frac{\rho_{xy}}{\rho_{xx}^2 + \rho_{xy}^2}$ , where  $\rho_{xx}$  and  $\rho_{xy}$  are the longitudinal and Hall resistivity, respectively. Similarly, the topological Hall conductivity is given by  $\sigma_{xy}^{\text{THE}} = \frac{\rho_{xy}^{\text{THE}}}{\rho_{xx}^2 + \rho_{xy}^2}$ , where  $\rho_{xy}^{\text{THE}}$  is the extracted topological Hall resistivity.

As the temperature increases, spin-disorder scattering due to enhanced thermal fluctuation cannot be suppressed even with a higher magnetic field. This weakens the COC flowing along the Te edges and reduces the  $M_{\text{COC}}$ . The CMR, promoted by the unique SOC arising from the coupling between  $M_{\text{COC}}$  and magnetic moments of Mn,  $M_{\text{Mn}}$ , hence decreases with increasing temperature, as is evident from the black curve in Fig. 4(a) and (b). The  $[\sigma_{xy}^{\text{THE}}/\sigma_{xy}]_{\text{max}}(\%)$  [red curve in Fig. 4(a) and (b)] is seen to correlate well with the  $\text{MR}\%$  for both the bulk and nanoflake device. Additionally,  $[\sigma_{xy}^{\text{THE}}/\sigma_{xy}]_{\text{max}}(\%)$  also decreases with temperature, eventually disappearing at higher temperatures, where the COC also gets completely suppressed. However, for the nanoflake device, the suppression of both  $[\text{CMR and } [\sigma_{xy}^{\text{THE}}/\sigma_{xy}]_{\text{max}}(\%)]$  is much more rapid, highlighting the fragility of the COC state in lower dimensions.

As COC is also very sensitive to the applied current, the current dependence of  $\text{MR}\%$  and relative topological Hall conductivity  $[\sigma_{xy}^{\text{THE}}/\sigma_{xy}]_{\text{max}}(\%)$  is also depicted in Fig. 4(c) and (d) for the nanoflake device of MST at 5 K and 10 K, respectively. As the current is increased, the fer-

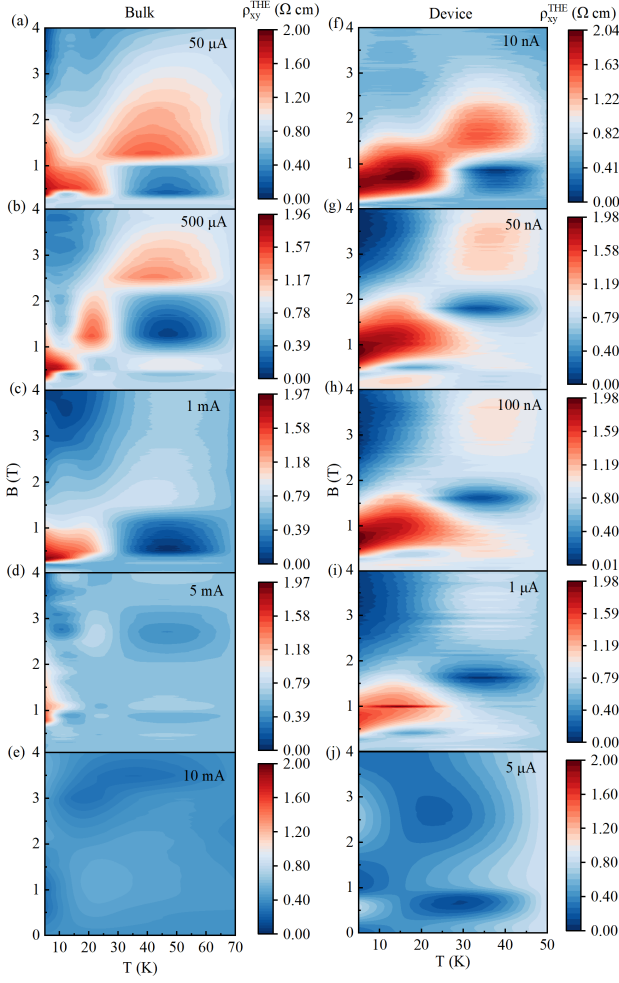


FIG. 3. Contour plots of the THE amplitude ( $\rho_{xy}^{\text{THE}}$ ) for (a) - (e) Bulk and (f) - (j) Device, of MST, respectively, as a function of temperature and magnetic field for different applied currents.

rimagnetic state as well as the COC state get suppressed. The zero field resistivity also decreases with increasing current which lead to a decrease in CMR with increased current as is evident from the black curves in Fig. 4(c) and (d). The  $[\sigma_{xy}^{\text{THE}}/\sigma_{xy}]_{\text{max}}(\%)$  also decreases with increasing current [red curves in Fig. 4(c) and (d)], indicating a similar origin as the CMR. At elevated temperatures, the suppression occurs at a lower current, consistent with reduced magnetic anisotropy and enhanced thermal fluctuations.

Thus, we observe that the THE in both bulk and nanoscale device of MST has a very strong correlation with the phenomena of CMR. As the latter is directly influenced by the COC in MST, the former could possibly have the same origin. It has already been reported that the COC develop a moment  $M_{\text{COC}}$  which induces a magnetic field  $B_c$  in real space, directed along the c-axis. This gives rise to a non-zero local scalar spin chirality, and the moment  $M_{\text{COC}}$  acts as the topological orbital moment (TOM). This couples with the local

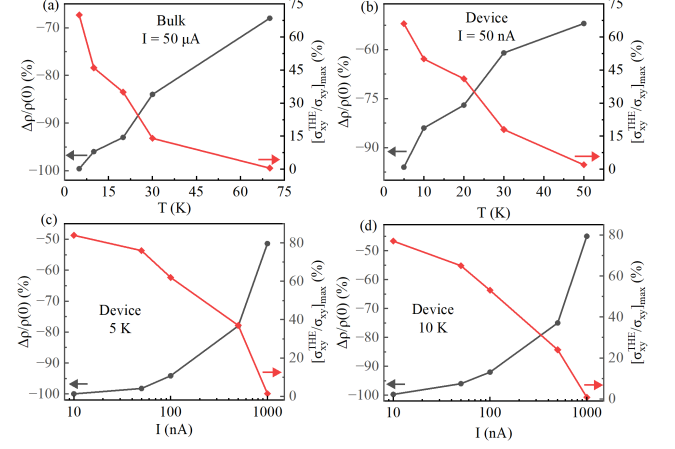


FIG. 4. Temperature dependence of MR% and maximum relative topological Hall conductivity  $[\sigma_{xy}^{\text{THE}}/\sigma_{xy}]_{\text{max}}(\%)$  for (a) Bulk and (b) Device of MST, respectively. Current dependence of MR% and relative topological Hall conductivity  $[\sigma_{xy}^{\text{THE}}/\sigma_{xy}]_{\text{max}}(\%)$  for the device of MST at (c) 5 K and (d) 10 K, respectively. Arrows indicate the scale followed by the curves, respectively.

spins of Mn giving rise to spin-chiral interaction (SCI), mediated by SOC. Also, each individual COC can interact with each other, giving rise to a chiral-chiral interaction (CCI) [16]. The formation of these two topological chiral interactions give rise to a finite spin chirality. Now, the THE contribution to the resistivity comes from two terms:  $\rho_{xy}^{\text{THE}} = \rho_c + \rho_a$ , where  $\rho_c$  refers to the transverse charge current due to chiral orbital textures and  $\rho_a$  comes from chiral spin textures [15]. Hence, systems with strong dominating chiral orbital textures, like COC, can also show THE, which might be the reason behind the observed THE in MST.

**Conclusion:**— In this letter, we establish a direct correspondence between the COC state and the THE in MST. Our measurements on bulk and nanoflake devices reveal that the THE amplitude follows the evolution of the COC state with temperature and current, and exhibits a strong correlation with the CMR phenomena. These findings demonstrate that orbital textures can also act as a source of emergent gauge fields for conduction electrons, giving rise to topological transport responses without invoking complex spin textures, like skyrmions. Together with the framework of topological chiral interaction, our work highlights the active role of orbital magnetism in stabilizing chiral transport phenomena and points toward orbital engineering in 2D magnets as a powerful strategy for realizing dissipationless electronic states.

**Acknowledgements:**— The authors acknowledge IIT Kanpur and the Department of Science and Technology, India, [Order No. DST/NM/TUE/QM-06/2019 (G)] for financial support. A.D. thanks PMRF for financial support.



\* [soumikm@iitk.ac.in](mailto:soumikm@iitk.ac.in)

- [1] S. Mühlbauer, B. Binz, F. Jonietz, C. Pfleiderer, A. Rosch, A. Neubauer, R. Georgii, and P. Böni, “Skyrmion lattice in a chiral magnet,” *Science* **323**, 915–919 (2009).
- [2] A. Neubauer, C. Pfleiderer, B. Binz, A. Rosch, R. Ritz, P. G. Niklowitz, and P. Böni, “Topological hall effect in the  $A$  phase of  $\text{MnSi}$ ,” *Physical Review Letters* **102**, 186602 (2009).
- [3] N. Kanazawa, Y. Onose, T. Arima, D. Okuyama, K. Ohoyama, S. Wakimoto, K. Kakurai, S. Ishiwata, and Y. Tokura, “Large topological hall effect in a short-period helimagnet  $\text{MnGe}$ ,” *Physical Review Letters* **106**, 156603 (2011).
- [4] C. Stürgers, G. Fischer, P. Winkel, and H. V. Löhneysen, “Large topological hall effect in the non-collinear phase of an antiferromagnet,” *Nature Communications* **5**, 3400 (2014).
- [5] J. C. Gallagher, K. Y. Meng, J. T. Brangham, H. L. Wang, B. D. Esser, D. W. McComb, and F. Y. Yang, “Robust zero-field skyrmion formation in  $\text{FeGe}$  epitaxial thin films,” *Physical Review Letters* **118**, 027201 (2017).
- [6] W. Wang, Y. Zhang, G. Xu, L. Peng, B. Ding, Y. Wang, Z. Hou, X. Zhang, X. Li, E. Liu, S. Wang, J. Cai, F. Wang, J. Li, F. Hu, G. Wu, B. Shen, and X.-X. Zhang, “A centrosymmetric hexagonal magnet with superstable biskyrmion magnetic nanodomains in a wide temperature range of 100–340 K,” *Advanced Materials* **28**, 6887–6893 (2016).
- [7] X. Zheng, X. Zhao, J. Qi, X. Luo, S. Ma, C. Chen, H. Zeng, G. Yu, N. Fang, S. U. Rehman, W. Ren, B. Li, and Z. Zhong, “Giant topological hall effect around room temperature in noncollinear ferromagnet  $\text{NdMn}_2\text{Ge}_2$  single crystal,” *Applied Physics Letters* **118**, 072402 (2021).
- [8] P. K. Rout, P. V. P. Madduri, S. K. Manna, and A. K. Nayak, “Field-induced topological hall effect in the noncoplanar triangular antiferromagnetic geometry of  $\text{Mn}_3\text{Sn}$ ,” *Physical Review B* **99**, 094430 (2019).
- [9] T. Kurumaji, T. Nakajima, M. Hirschberger, A. Kikkawa, Y. Yamasaki, H. Sagayama, H. Nakao, Y. Taguchi, T.-H. Arima, and Y. Tokura, “Skyrmion lattice with a giant topological hall effect in a frustrated triangular-lattice magnet,” *Science* **365**, 914–918 (2019).
- [10] A. K. Nayak, V. Kumar, T. Ma, P. Werner, E. Pippel, R. Sahoo, F. Damay, U. K. Röbber, C. Felser, and S. S. P. Parkin, “Magnetic antiskyrmions above room temperature in tetragonal heusler materials,” *Nature* **548**, 561–566 (2017).
- [11] S. Zhang, F. Kronast, G. van der Laan, and T. Hesjedal, “Real-space observation of skyrmionium in a ferromagnet–magnetic topological insulator heterostructure,” *Nano Letters* **18**, 1057–1063 (2018).
- [12] Y. Gao, Q. Yin, Q. Wang, Z. Li, J. Cai, T. Zhao, H. Lei, S. Wang, Y. Zhang, and B. Shen, “Spontaneous (anti)meron chains in the domain walls of van der waals ferromagnetic  $\text{Fe}_{5-x}\text{GeTe}_2$ ,” *Advanced Materials* **32**, 2005228 (2020).
- [13] X. Z. Yu, W. Koshibae, Y. Tokunaga, K. Shibata, Y. Taguchi, N. Nagaosa, and Y. Tokura, “Transformation between meron and skyrmion topological spin textures in a chiral magnet,” *Nature* **564**, 95–98 (2018).
- [14] T. Nagase, Y.-G. So, H. Yasui, T. Ishida, H. K. Yoshida, Y. Tanaka, K. Saitoh, N. Ikarashi, Y. Kawaguchi, M. Kuwahara, and M. Nagao, “Observation of domain wall bimerons in chiral magnets,” *Nature Communications* **12**, 3490 (2021).
- [15] K. S. Denisov, I. V. Rozhansky, N. S. Averkiev, and E. Lähderanta, “General theory of the topological hall effect in systems with chiral spin textures,” *Phys. Rev. B* **98**, 195439 (2018).
- [16] Sergii Grytsiuk, J. P. Hanke, M. Hoffmann, J. Bouaziz, O. Gomonay, G. Bihlmayer, S. Lounis, I. Mertig, and S. Blügel, “Topological–chiral magnetic interactions driven by emergent orbital magnetism,” *Nature Communications* **11**, 511 (2020).
- [17] Qun Yang, Jiewen Xiao, Iñigo Robredo, Maia G. Vergniory, Binghai Yan, and Claudia Felser, “Monopole-like orbital-momentum locking and the induced orbital transport in topological chiral semimetals,” *Proceedings of the National Academy of Sciences of the United States of America* **120**, e2305541120 (2023).
- [18] Dongwook Go, Daegeun Jo, Changyoung Kim, and Hyun-Woo Lee, “Intrinsic spin and orbital hall effects from orbital texture,” *Physical Review Letters* **121**, 086602 (2018).
- [19] Sergey A. Nikolaev, Mairbek Chshiev, Fatima Ibrahim, Sachin Krishnia, Nicolas Sebe, Jean-Marie George, Vincent Cros, Henri Jaffrès, and Albert Fert, “Large chiral orbital texture and orbital edelstein effect in  $\text{Co}/\text{Al}$  heterostructure,” *Nano Letters* **24**, 13465–13472 (2024).
- [20] M. dos Santos Dias, J. Bouaziz, M. Bouhassoune, S. Blügel, and S. Lounis, “Chirality-driven orbital magnetic moments as a new probe for topological magnetic structures,” *Nature Communications* **7** (2016), 10.1038/ncomms13613.
- [21] Oliver Busch, Ingrid Mertig, and Borge Göbel, “Orbital hall effect and orbital edge states caused by  $s$  electrons,” *Phys. Rev. Res.* **5**, 043052 (2023).
- [22] C. M. Varma, “Theory of the pseudogap state of the cuprates,” *Physical Review B* **73**, 155113 (2006).
- [23] C. M. Varma, “Pseudogap in cuprates in the loop-current ordered state,” *Journal of Physics: Condensed Matter* **26**, 505701 (2014).
- [24] P. Bourges, D. Bounoua, and Y. Sidis, “Loop currents in quantum matter,” *Comptes Rendus. Physique* **22**, 7–31 (2021).
- [25] S. Di Matteo and M. R. Norman, “Orbital currents, anapoles, and magnetic quadrupoles in  $\text{CuO}$ ,” *Physical Review B* **85**, 235143 (2012).
- [26] S. S. Pershoguba, K. Kechedzhi, and V. M. Yakovenko, “Proposed chiral texture of the magnetic moments of unit-cell loop currents in the pseudogap phase of cuprate superconductors,” *Physical Review Letters* **111**, 047005 (2013).
- [27] V. Scagnoli, U. Staub, Y. Bodenthin, M. García-Fernández, M. Garganourakis, A. T. Boothroyd, D. Prabhakaran, and S. B. Wilkins, “Observation of orbital currents in  $\text{CuO}$ ,” *Science* **332**, 696–698 (2011).
- [28] S. S. Pershoguba, K. Kechedzhi, and V. M. Yakovenko, “Erratum: Proposed chiral texture of the magnetic moments of unit-cell loop currents in the pseudogap phase of cuprate superconductors,” *Physical Review Letters* **113**, 129901 (2014).
- [29] V. M. Yakovenko, “Tilted loop currents in cuprate superconductors,” *Physica B: Condensed Matter* **460**, 159–164 (2015), special Issue on Electronic Crystals (ECRYS-2014).
- [30] L. Zhao, T. Liang, X. Yuan, Y. Wang, J. Chen, J. Yang, Y. Gong, Z. Xu, C. Li, L. Wang, T. Wu, J. Hu, Y. Yan, Q. Pei, Y. Xu, G. Chen, J. Sun, Y. Wang, Y. Li, H. Yu, and D. Feng, “Evidence of an odd-parity hidden order in a spin-orbit coupled correlated iridate,” *Nature Physics* **12**, 32–36 (2015).
- [31] J. Jeong, Y. Sidis, A. Louat, V. Brouet, and P. Bourges, “Time-reversal symmetry breaking hidden order in  $\text{Sr}_2(\text{Ir,Rh})\text{O}_4$ ,” *Nature Communications* **8**, 15119 (2017).
- [32] H. Murayama and other collaborators, “Bond directional anapole order in a spin-orbit coupled mott insulator  $\text{Sr}_2\text{Ir}_{1-x}\text{Rh}_x\text{O}_4$ ,” *Physical Review X* **11**, 011021 (2021).
- [33] Y.-X. Jiang, J.-X. Liu, M. M. Denner, N. Shumiya, B. R. Ortiz, G. Xu, J.-X. Yin, J. He, Y. Jiang, Z. Li, S. D. Wilson,

- R. Thomale, and M. Z. Hasan, “Unconventional chiral charge order in kagome superconductor  $KV_3Sb_5$ ,” *Nature Materials* **20**, 1353–1357 (2021).
- [34] X. Feng, K. Jiang, Z. Wang, and J. Hu, “Chiral flux phase in the kagome superconductor  $AV_3Sb_5$ ,” *Science Bulletin* **66**, 1384–1388 (2021).
- [35] X. Teng, Y. Xu, J.-X. Yin, Y.-X. Jiang, M. Roppongi, N. Shumiya, C. Mielke III, J. Xie, H. Wang, H. Zhou, S. Chen, Z. Cheng, J. Huang, Z. Wu, T. Gao, D. Zhu, T. Qian, T. Kondo, H. Gao, T. Neupert, G. Wang, Y. Shi, G. Gu, G. Cao, S. Komori, T. Sasagawa, S. Shin, Z. Wang, X. J. Zhou, M. Z. Hasan, H. Yao, and H. Ding, “Discovery of charge density wave in a kagome lattice antiferromagnet,” *Nature* **609**, 490–495 (2022).
- [36] M. Serlin, C. L. Tschirhart, H. Polshyn, Y. Zhang, J. Zhu, K. Watanabe, T. Taniguchi, L. Balents, and A. F. Young, “Intrinsic quantized anomalous hall effect in a moiré heterostructure,” *Science* **367**, 900–903 (2020).
- [37] C. L. Tschirhart, M. Serlin, H. Polshyn, A. Shragai, Y. Xia, J. Zhu, Y. Zhang, K. Watanabe, T. Taniguchi, A. H. Castro Neto, and A. F. Young, “Imaging orbital ferromagnetism in a moiré chern insulator,” *Science* **372**, 1323–1327 (2021).
- [38] A. L. Sharpe, E. J. Fox, A. W. Barnard, J. Finney, K. Watanabe, T. Taniguchi, M. A. Kastner, and D. Goldhaber-Gordon, “Emergent ferromagnetism near three-quarters filling in twisted bilayer graphene,” *Science* **365**, 605–608 (2019).
- [39] Yu Zhang, Yifei Ni, Hengdi Zhao, Sami Hakani, Feng Ye, Lance DeLong, Itamar Kimchi, and Gang Cao, “Control of chiral orbital currents in a colossal magnetoresistance material,” *Nature* **611**, 467–472 (2022).
- [40] Yu Zhang, Yifei Ni, Pedro Schlottmann, Rahul Nandkishore, Lance E. DeLong, and Gang Cao, “Current-sensitive hall effect in a chiral-orbital-current state,” *Nature Communications* **15**, 3579 (2024).
- [41] Junho Seo, Chandan De, Hyunsoo Ha, Ji Eun Lee, Sungyu Park, Joonbum Park, Yurii Skourski, Eun Sang Choi, Bongjae Kim, Gil Young Cho, Han Woong Yeom, Sang-Wook Cheong, Jae Hoon Kim, Bohm-Jung Yang, Kyoo Kim, and Jun Sung Kim, “Colossal angular magnetoresistance in ferrimagnetic nodal-line semiconductors,” *Nature* **599**, 576–581 (2021).
- [42] Arnab Das and Soumik Mukhopadhyay, “Tuning the chiral orbital currents in a colossal magnetoresistive nodal-line ferromagnet,” *Phys. Rev. B* **111**, 174419 (2025).
- [43] Jing Wang, Shuyang Wang, Xinyi He, Ying Zhou, Chao An, Min Zhang, Yonghui Zhou, Yuyan Han, Xuliang Chen, Jian Zhou, and Zhaorong Yang, “Pressure engineering of colossal magnetoresistance in the ferrimagnetic nodal-line semiconductor  $Mn_3Si_2Te_6$ ,” *Phys. Rev. B* **106**, 045106 (2022).
- [44] Yifei Ni, Hengdi Zhao, Yu Zhang, Bing Hu, Itamar Kimchi, and Gang Cao, “Colossal magnetoresistance via avoiding fully polarized magnetization in the ferrimagnetic insulator  $Mn_3Si_2Te_6$ ,” *Phys. Rev. B* **103**, L161105 (2021).
- [45] Z. Zhang, G. Liu, W. Qi, H. Xie, J. Guo, Y. Du, T. Wang, H. Zhang, F. Zhou, J. Li, Y. Zhang, Y. Yu, F. Fei, X. Xi, and F. Song, “Variation of magnetic properties with current in ferrimagnetic semiconductor  $Mn_3Si_2Te_6$ ,” *AIP Advances* **14**, 035238 (2024).
- [46] S. W. Lovesey, “Anapole, chiral, and orbital states in  $Mn_3Si_2Te_6$ ,” *Physical Review B* **107**, 224410 (2023).
- [47] Chen Ran, Xinrun Mi, Junying Shen, Honghui Wang, Kunya Yang, Yan Liu, Guiwen Wang, Guoyu Wang, Youguo Shi, Aifeng Wang, Yisheng Chai, Xiaolong Yang, Mingquan He, Xin Tong, and Xiaoyuan Zhou, “Anomalous nernst effect and topological nernst effect in the ferrimagnetic nodal-line semiconductor  $Mn_3Si_2Te_6$ ,” *Phys. Rev. B* **108**, 125103 (2023).
- [48] “See supplemental material at [www.xyz.com] for details of sample preparation, characterization, device fabrication, and additional magnetotransport data.” (2025), Supplemental Material.
- [49] Yu Liu, Zhixiang Hu, Milinda Abeykoon, Eli Stavitski, Klaus Attenkofer, Eric D. Bauer, and C. Petrovic, “Polaronic transport and thermoelectricity in  $Mn_3Si_2Te_6$  single crystals,” *Phys. Rev. B* **103**, 245122 (2021).
- [50] Andrew F. May, Yaohua Liu, Stuart Calder, David S. Parker, Tribhuwan Pandey, Ercan Cakmak, Huibo Cao, Jiaqiang Yan, and Michael A. McGuire, “Magnetic order and interactions in ferrimagnetic  $Mn_3Si_2Te_6$ ,” *Phys. Rev. B* **95**, 174440 (2017).