

FacEDiT: Unified Talking Face Editing and Generation via Facial Motion Infilling

Kim Sung-Bin¹ Joohyun Chang² David Harwath³ Tae-Hyun Oh²

¹Dept. of Electrical Engineering, POSTECH ²School of Computing, KAIST ³The University of Texas at Austin

<https://facedit.github.io/>

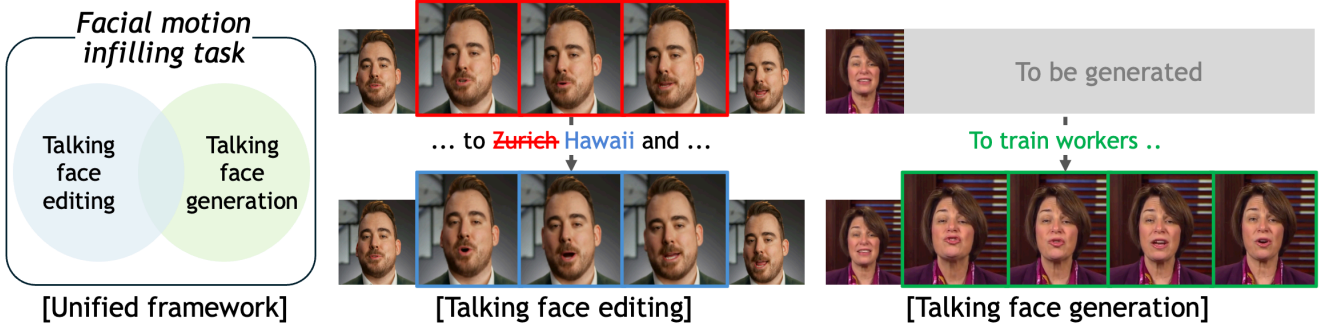


Figure 1. **Speech-conditional facial motion infilling.** We propose **FacEDiT**, a speech-conditioned Diffusion Transformer trained to infill masked facial motion. This unified formulation supports both *talking face editing*, where local motion is revised to match edited speech while preserving unedited regions, and *talking face generation*, which synthesizes full facial motion from scratch.

Abstract

Talking face editing and face generation have often been studied as distinct problems. In this work, we propose viewing both not as separate tasks but as subtasks of a unifying formulation, speech-conditional facial motion infilling. We explore facial motion infilling as a self-supervised pretext task that also serves as a unifying formulation of dynamic talking face synthesis. To instantiate this idea, we propose FacEDiT, a speech-conditional Diffusion Transformer trained with flow matching. Inspired by masked autoencoders, FacEDiT learns to synthesize masked facial motions conditioned on surrounding motions and speech. This formulation enables both localized generation and edits, such as substitution, insertion, and deletion, while ensuring seamless transitions with unedited regions. In addition, biased attention and temporal smoothness constraints enhance boundary continuity and lip synchronization. To address the lack of a standard editing benchmark, we introduce FacEDiT Bench, the first dataset for talking face editing, featuring diverse edit types and lengths, along with new evaluation metrics. Extensive experiments validate that talking face editing and generation emerge as subtasks of speech-conditional motion infilling; FacEDiT produces accurate, speech-aligned facial edits with strong identity preservation and smooth visual continuity while generalizing effectively to talking face generation.

1. Introduction

Filmmakers and media producers often need to revise specific parts of recorded videos—perhaps a word was mis-spoken or the script changed after shooting. For instance, in the iconic scene from *Titanic* (1997) where Rose says, “I’ll never let go, Jack,” the director might later decide it should be “I’ll never forget you, Jack”. Traditionally, such changes require reshooting the entire scene, which is costly and time-consuming. Talking face synthesis offers a practical alternative by automatically modifying facial motion to match revised speech, eliminating the need for reshoots.

Talking face synthesis aims to generate realistic facial animation synchronized with speech. It primarily involves two tasks: *talking face editing*, which locally modifies facial motion to match revised speech while preserving unedited regions, and *talking face generation*, which produces full facial animation sequences from scratch. Although both tasks share the same goal of speech-aligned motion synthesis, they have often been treated as distinct problems and studied independently. While talking face generation has seen significant progress, editing remains underexplored despite its practical importance. This limited attention is partly due to the recent emergence of high-fidelity speech-editing models [7, 17, 25], which now make realistic talking face editing feasible.

Although several editing approaches have been proposed,

they often require per-speaker training [13, 37] or struggle with long and complex edits [36], limiting generalization. Moreover, the lack of dedicated datasets and open-source implementations has further slowed progress in this area. While generation models [3, 4, 8, 10, 11, 21, 35, 39] can serve as baselines, they are designed for full-sequence synthesis, which is not desirable when we wish to preserve the original content of unedited regions. When used for localized synthesis and stitched back into the original video, they often introduce discontinuities at the boundaries. These limitations reveal a fundamental mismatch between the objectives of generation and editing, motivating a unified formulation that robustly supports both tasks within a single framework.

In this work, we present **FacEDiT**, a unified framework that treats talking face editing and generation as subtasks of a single formulation, speech-conditional facial motion infilling. Facial motion infilling is formulated as a self-supervised objective, where the model learns to predict masked regions of facial motion sequences conditioned on paired speech and surrounding motion. This training strategy unifies both tasks within a single architecture, as shown in Fig. 1: when the mask covers a local motion segment, the model performs editing; when the mask spans the remaining sequence after given initial motions, it performs from-scratch generation. Built on a Diffusion Transformer (DiT) [24] trained with flow-matching [19, 20], FacEDiT draws inspiration from masked autoencoders [16] to effectively reconstruct coherent facial motion. We further introduce biased attention to improve lip-sync accuracy and ensure smooth transitions between edited and unedited regions, along with temporal smoothness constraints to stabilize motion dynamics.

As no benchmark currently exists for talking face editing, we construct **FacEDiT Bench**, the first high-quality, human-verified dataset comprising 250 video and edited speech pairs. The dataset includes diverse edit types (substitution, insertion, and deletion), a wide range of identities, and varying edit lengths (1–10 words). This benchmark provides a standardized foundation for evaluating editing performance across multiple aspects. We also introduce novel metrics, identity preservation and boundary continuity, to more effectively assess visual consistency and temporal smoothness.

Extensive experiments show that FacEDiT achieves accurate editing with precise lip synchronization, identity preservation, and seamless transitions, outperforming prior methods in both objective and human evaluations. Moreover, our model performs favorably on talking face generation, validating the effectiveness of our unified motion infilling paradigm. Our contributions are summarized as follows:

- We introduce a new training paradigm based on facial motion infilling that unifies talking face editing and generation within a single model.
- We propose FacEDiT, a DiT-based model that generalizes across both tasks, producing speech-aligned and visually

consistent facial motion.

- We construct FacEDiT Bench, the first high-quality dataset with new evaluation metrics for talking face editing.
- We demonstrate superior performance in both editing and generation, achieving precise lip synchronization, smooth transitions, and identity preservation.

2. Related work

Our work focuses on speech-aligned talking face synthesis, which generates or edits facial motion consistent with input speech. While several studies explore other editing aspects, such as pose [22], appearance [33], and emotion [23, 28, 41], we consider these orthogonal as they follow a different line of research. We instead address speech-driven generation and editing, learning to produce facial motion that aligns precisely with speech while preserving other visual factors.

Talking face generation. Talking face generation synthesizes the full sequence of facial animation with speech from a reference image or video. The field has advanced toward precise lip synchronization, natural expressions, and realistic head motion. Early methods disentangle motion and appearance using explicit intermediates, such as 3DMM coefficients [39] or 2D/3D landmarks [34]. More recent approaches adopt end-to-end diffusion backbones that map audio features directly to video latents, using DiT [11] or U-Net [3, 8, 10, 21, 32, 35] architectures. Within this paradigm, several key directions have emerged. To improve temporal coherence, KeyFace [3] employs keyframe interpolation, while Hallo2 [10] uses incremental synthesis with patch-drop augmentation. For enhanced multimodal control, hierarchical cross-attention [35], progressive conditional dropout [32], and hybrid audio–landmark driving [8] have been proposed. Subsequent works extend the generation scope to semi-body gestures [21] and dynamic scene rendering [11].

Overall, these methods focus on generating full talking video sequences from scratch, making them less suited for localized editing. Nevertheless, due to the absence of open-source editing models, we adopt these generation frameworks as baselines. In contrast, our training paradigm unifies both talking face generation and editing within a single model, generalizing across tasks while achieving seamless and speech-aligned motion synthesis.

Talking face editing. Unlike full-sequence generation, talking face editing modifies only specific facial segments while preserving the rest of the video, offering an efficient alternative to costly reshoots in video production. Despite its practical value, this task remains underexplored compared to from-scratch generation. Fried *et al.* [13] perform viseme–phoneme-based segment retrieval, stitching them together followed by neural rendering, while Yao *et al.* [37] introduce an iterative workflow based on neural re-targeting from a source to a target actor. However, both

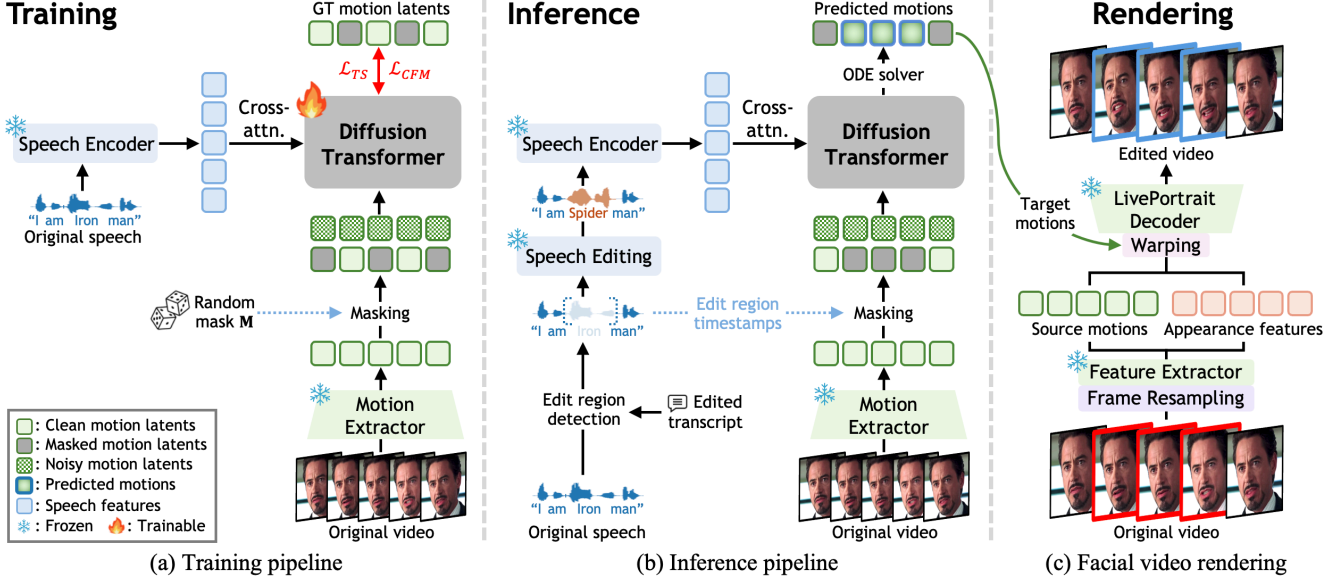


Figure 2. **Overview of FacEDiT.** (a) Our model is formulated as a facial motion infilling task, where the original facial motion is reconstructed conditioned on paired speech and surrounding motion, trained with flow-matching (\mathcal{L}_{CFM}) and temporal smoothness losses (\mathcal{L}_{TS}). (b) During inference, the edited speech (or speech for from-scratch generation) is used to determine motion masking regions and guide infilling. (c) After predicting the facial motions, we extract the appearance features and source motions from the resampled original video. These features are then warped using the target motions and decoded by the LivePortrait decoder to produce the final edited video.

methods require several minutes to an hour of target-actor video for training and primarily focus on lip-region editing. Yang *et al.* [36] decompose editing into animation prediction from edited speech and NeRF-style neural rendering that fine-tunes a person-specific renderer. While effective for word-level edits, these approaches struggle with longer edits, and per-identity fine-tuning remains a practical challenge. DFNeRF [5] extends editing to 3D but inherits the same person-specific optimization overhead, whereas Han *et al.* [15] propose a two-stage diffusion pipeline that predicts dense landmark motion from edited speech, followed by warping-guided conditional diffusion, though it still struggles to generalize to full-sequence generation.

Despite growing interest, progress in talking face editing remains, to the best of our knowledge, limited by the lack of standardized benchmarks and publicly available models for fair, apples-to-apples comparison. To address this, we introduce a high-quality, human-verified validation dataset and plan to release our model to enable reproducible evaluation and promote future research in this area.

3. Method

We aim to build a unified framework for talking face synthesis that supports both localized editing and full-sequence generation. To this end, we introduce FacEDiT, a diffusion-based model that formulates talking face synthesis as speech-conditional facial motion infilling, where the model learns to reconstruct masked facial motion conditioned on the corresponding speech and surrounding motion. Following the

infilling paradigm across diverse domains [7, 16, 18, 26], our approach employs self-supervised training to reconstruct missing motion regions using paired video-speech data. As shown in Fig. 2, paired video-speech data are used for motion infilling during training, while at inference, the edited or newly provided speech specifies the masked regions, enabling either localized editing or full-sequence generation. The following subsections detail the preliminaries, conditional flow matching and facial motion representation, followed by the training and inference procedures that enable a single unified model for both editing and generation.

3.1. Preliminaries

Conditional flow matching. Flow matching (FM) [19, 20] is a continuous generative modeling framework that learns a deterministic vector field transporting samples from a simple prior p_0 to the data distribution p_1 . FM trains a neural network $v_\theta(x_t, t)$ to approximate the probability flow u_t along intermediate states x_t between $x_0 \sim p_0$ and $x_1 \sim p_1$, where $t \sim \mathcal{U}[0, 1]$. However, directly estimating the true vector field u_t is generally intractable. Conditional flow matching (CFM) addresses this by defining a tractable linear path between two samples, $x_t = (1 - t)x_0 + tx_1$, with the closed-form conditional vector field $u_t(x_t|x_0, x_1) = x_1 - x_0$. The learning objective becomes:

$$\mathcal{L}_{CFM}(\theta) = \mathbb{E}_{t, x_0, x_1} \left[\|v_\theta(x_t, t) - (x_1 - x_0)\|_2^2 \right]. \quad (1)$$

CFM offers an unbiased, efficient training objective and has been shown to produce high-quality generative models. We

therefore adopt CFM as our primary training objective.

Facial motion representation via LivePortrait. For our facial motion representation, we adopt the motion latents from LivePortrait [14], a portrait animation framework that animates a source image using a driving signal (*e.g.*, a driving video or motion). For each image frame, the appearance feature h and the motion latent q are extracted through independent extractors. The motion latent is defined as $q = s \cdot (q_c R + \delta) + \tau$, where $q_c \in \mathbb{R}^{21 \times 3}$ denotes canonical keypoints, $R \in \mathbb{R}^{3 \times 3}$ represents head rotation, $\delta \in \mathbb{R}^{21 \times 3}$ captures expression deformation, $\tau \in \mathbb{R}^{1 \times 3}$ is translation, and s is a scale factor. Given source appearance features h_s , source keypoints q_s , and driving keypoints q_d , the warping module produces a warped feature that is decoded by the LivePortrait decoder to render the target animated frame.

Among the motion components, we use $[\delta, R, \tau] \in \mathbb{R}^{25 \times 3}$ (concatenated across channels), which encode the essential facial dynamics for animation. We flatten these into a vector $f \in \mathbb{R}^{75}$ as our facial motion representation. This representation provides two key advantages: (1) the motion encoding is efficient, controllable, and identity-agnostic, and (2) the separation of appearance and motion naturally supports localized facial motion editing, as identity remains fixed while only the relevant motion is modified.

3.2. Training FacEDiT

As illustrated in Fig. 2 (a), our motion infilling task is formulated as a conditional diffusion process in which the model predicts the latent flow velocity of masked motion latents, conditioned on the unmasked motion and paired speech features. Specifically, given paired speech and video data, we extract speech features $\mathbf{A} \in \mathbb{R}^{N \times D}$ using a pre-trained speech encoder and obtain facial motion latents $\mathbf{F}^{1:T} = (f^1, \dots, f^T) \in \mathbb{R}^{T \times 75}$ from the LivePortrait motion extractor, where N and T are the numbers of speech and video frames, and D is the speech feature dimension.

To effectively learn motion infilling, we apply a binary temporal mask $\mathbf{M} \in \{0, 1\}^{T \times 75}$ to the input facial motion. Within the CFM framework, the model receives two inputs: the noisy motion $(1 - t)\mathbf{F}_0 + t\mathbf{F}_1$ and the masked motion $(1 - \mathbf{M}) \odot \mathbf{F}_1$, where \mathbf{F}_1 represents the ground-truth facial motion sequence, \mathbf{F}_0 denotes Gaussian noise, and t is a randomly sampled flow step. The model is trained to accurately reconstruct the masked regions $\mathbf{M} \odot \mathbf{F}_1$ from these noisy and masked motion inputs, conditioned on the speech features \mathbf{A} . The masked spans and their positions are randomly selected during training to enhance the model’s robustness and in-context learning ability. This formulation allows a single model to flexibly handle both editing and generation tasks by simply varying the mask size during inference.

Model architecture. We utilize the Diffusion Transformer (DiT) [24] as the backbone of our framework. The model consists of multiple DiT blocks following the standard Trans-

former architecture, with additional parameters for conditioning on the diffusion timestep. For input construction, the noisy and masked facial motions are concatenated along the channel dimension and projected into the DiT latent space, where convolutional positional embeddings are added.

For speech conditioning, a straightforward approach would be to concatenate the speech features with the noisy and masked motion features at the input level (early fusion). However, we empirically find that incorporating speech features through multi-head cross-attention in each DiT block yields better synchronization between lip movements and speech, as well as overall performance improvements in talking face editing (see Table 2). We employ scaled rotary positional embeddings (RoPE) [27] to encode temporal ordering in both the self- and cross-attention layers.

Biased multi-head attention. To ensure seamless transitions and precise lip–speech alignment, we introduce a biased attention masking strategy. Specifically, a temporal bias \mathbf{B} is added to the query–key attention scores in both self- and cross-attention to restrict the receptive field when predicting the next step. For example, in self-attention, the bias is defined as $\mathbf{B}(i, j) = 0$ if $i - w \leq j < i + w$, and $-\infty$ otherwise, where i, j are indices of \mathbf{B} and w is the attention window size. Assuming the latent motion is $\tilde{\mathbf{F}}$ and is projected into query, key, and value representations $\mathbf{Q}^{\tilde{\mathbf{F}}}$, $\mathbf{K}^{\tilde{\mathbf{F}}}$, and $\mathbf{V}^{\tilde{\mathbf{F}}}$, the self-attention is computed as:

$$\text{Attn}(\mathbf{Q}^{\tilde{\mathbf{F}}}, \mathbf{K}^{\tilde{\mathbf{F}}}, \mathbf{V}^{\tilde{\mathbf{F}}}, \mathbf{B}) = \text{softmax} \left(\frac{\mathbf{Q}^{\tilde{\mathbf{F}}}(\mathbf{K}^{\tilde{\mathbf{F}}})^\top}{\sqrt{d_k}} + \mathbf{B} \right) \mathbf{V}^{\tilde{\mathbf{F}}}, \quad (2)$$

where d_k is the key dimension, and the bias \mathbf{B} encourages attention toward temporally adjacent frames. By restricting attention to a local temporal neighborhood rather than the full sequence, this bias promotes smoother transitions between motions and enforces temporal consistency. The same bias is applied in the cross-attention layer to achieve precise alignment between speech and motion features.

Learning objective. Our main training objective is the CFM loss, which regresses the velocity field given the surrounding motions and speech features, defined as:

$$\mathcal{L}_{\text{CFM}} = \mathbb{E}_{t, \mathbf{F}_0, \mathbf{F}_1} \left[\|v_\theta(\mathbf{F}_t, t; \mathbf{A}, \mathbf{F}_{\text{cond}}) - (\mathbf{F}_1 - \mathbf{F}_0)\|_2^2 \right], \quad (3)$$

where v_θ denotes the DiT model, \mathbf{F}_t represents the latent state at step t , and \mathbf{F}_{cond} is the combined input of masked and noisy motion latents.

Thanks to the closed-form CFM interpolation, the final motion latent $\hat{\mathbf{F}}_1$ can be directly approximated from \mathbf{F}_t as $\hat{\mathbf{F}}_1 = \mathbf{F}_0 + \frac{\mathbf{F}_t - \mathbf{F}_0}{t}$. To further stabilize motion dynamics and ensure smooth temporal transitions, we apply an additional temporal smoothness loss on $\hat{\mathbf{F}}_1$:

$$\mathcal{L}_{\text{TS}} = \frac{1}{T-1} \sum_{k=2}^T \|\hat{\mathbf{F}}_1^k - \hat{\mathbf{F}}_1^{k-1}\|_1. \quad (4)$$

The final training objective combines both terms as:

$$\mathcal{L}_{\text{total}} = \mathcal{L}_{\text{CFM}} + \lambda_{\text{TS}} \mathcal{L}_{\text{TS}}, \quad (5)$$

where λ_{TS} is a weighting hyperparameter.

3.3. Inference

Talking face editing. Figure 2 (b) illustrates the inference pipeline for talking face editing. The procedure largely mirrors training, with two key differences: (1) the model conditions on the edited speech instead of the paired speech, and (2) the masking region is determined by comparing the edited transcript and original speech, rather than being randomly sampled. Specifically, given an original video–speech pair and an edited transcript, we first detect the timestamps corresponding to the portion of speech to be modified and use them to define the mask. A pretrained speech editing model then generates the edited speech, which may involve substitution (replacing an existing phrase), insertion (adding a new phrase), or deletion (removing an existing phrase). In parallel, facial motion latents are extracted from the original video using the LivePortrait motion extractor. The input motions corresponding to the detected timestamps are masked, and the masked span is adjusted to match the duration of the edited segment. Finally, the masked and noisy motion latents are fed into the model, conditioned on the edited speech, to produce the final facial motion sequence.

Talking face generation. FacEDiT can also perform from-scratch talking face generation with only a minor modification to the insertion edit type. This is achieved by applying an insertion edit at the end of an utterance, *i.e.*, extending the target mask beyond the source motion to match the duration of the target speech. In this case, the model is given the concatenated source and masked motion and predicts the masked region conditioned on the concatenated source and target speech features. The remaining steps follow the same procedure as in the editing task.

Video rendering and frame resampling. After predicting the facial motion, we use it as a driving signal to animate the original video. As shown in Fig. 2 (c), given the appearance features and source motion extracted from the original video, we warp the source features using the predicted facial motion and feed them into the LivePortrait decoder to render the final edited frames while preserving the original identity.

A key challenge is that the edited region may differ in length from the original speech segment, requiring frame resampling. While upsampling can be handled by frame duplication (or interpolation), downsampling often causes aliasing. To address this, we design a resampling module that separates facial and background regions, estimates dense optical flow for each, and interpolates frames accordingly. This preserves coherent motion and visual continuity without introducing blur. Additional details on the frame resampling module are provided in the supplementary material.

Table 1. **Statistics of FacEDiT Bench.** FacEDiT Bench includes three types of edits with span lengths ranging from short to long.

Edit span \ Edit type	Insertion	Substitution	Deletion	Total
1-3 words (short)	9	20	5	34
4-6 words (medium)	43	70	11	124
7-10 words (long)	29	59	4	92

3.4. Implementation details

Our model consists of 22 DiT layers with 16 attention heads and hidden and feed-forward dimensions of 1024 and 2024, respectively. The motion and appearance extractors, along with the decoder, are adopted from LivePortrait [14]. VoiceCraft [25] is used for speech editing, and WavLM [6] serves as the speech encoder, producing D -dimensional features ($D=786$). A projection layer maps the speech features to the DiT space. The DiT and projection layer are trained from scratch, while all other modules remain frozen.

In training, we use the AdamW optimizer with a peak learning rate of $1e-4$, linearly warmed up for 20K steps and decayed thereafter. We train on two A6000 GPUs with a total batch size of 8 for 1M steps, applying early stopping. The temporal smoothness weight λ_{TS} is set to 0.2. During inference, exponential moving average weights with a decay rate of 0.999 are used to stabilize predictions. Sampling uses the Euler ODE solver with timestep scaling based on the Sway strategy, following F5-TTS [7].

4. Benchmark for talking face editing

Dataset. To support thorough evaluation of talking face editing, we construct FacEDiT Bench, a first-of-its-kind dataset containing 250 manually curated evaluation samples. Each sample includes an original video, original speech, original transcript, edited transcript, and edited speech. Videos are sourced from 100 samples in HDTF [40], 100 from Hallo3 [11], and 50 from CelebV-Dub [29], with the quality of both video and audio manually verified for each sample.

Since the edited transcript must be grammatically correct, we prompt GPT-4o [1] to revise the original transcript and generate edited versions. The edited transcript, along with the original speech, is then fed into VoiceCraft [25] to synthesize the edited speech. At each step, both the edited transcript and synthesized speech are manually checked for quality control. For each sample, we annotate the type of modification, the start and end timestamps of the edited segment, and the editing span length. Specifically, the modification types include insertion, deletion, and substitution, while the editing span length varies from short (1–3 words) to medium (4–6 words) and long (7–10 words). Dataset statistics are presented in Table 1.

Metrics. Along with the dataset, we introduce new metrics for evaluating editing quality: (1) boundary continu-

Table 2. **Ablation results on FacEDiT Bench.** We evaluate the impact of different design choices by comparing various configurations. “Early” and “CA” indicates the speech feature integration strategy (early fusion vs. cross-attention), while “Enc.” and “Attn.” refer to the encoder and attention. (e) is the final model used in all experiments. Best results are shown in **bold** and second-best results are in underline.

	Fusion type	Speech Enc.	Biased Attn.	\mathcal{L}_{TS} (Eq. (5))	LSE-D (\downarrow)	LSE-C (\uparrow)	IDSIM (\uparrow)	FVD (\downarrow)	$P_{continuity}$ (\downarrow)	$M_{continuity}$ (\downarrow)
(a)	Early	WavLM	✓	✗	7.292	6.581	0.965	63.229	2.447	0.825
(b)	CA	WavLM	✓	✗	7.179	6.673	0.966	61.955	2.466	0.829
(c)	CA	Wav2Vec	✓	✗	7.223	6.639	0.965	62.171	2.448	<u>0.821</u>
(d)	CA	WavLM	✗	✗	7.301	6.655	0.955	65.559	2.816	1.097
(e)	CA	WavLM	✓	✓	7.135	<u>6.670</u>	0.966	61.930	2.420	0.800

ity, encompassing both photometric and motion continuity, which measures how smoothly and naturally the edited and unedited regions connect by comparing differences between adjacent original frames and between original and edited frames; and (2) identity preservation, which quantifies how well the synthesized segment maintains the original identity.

- **Photometric continuity** ($P_{continuity}$ \downarrow) measures pixel-level intensity changes at edit boundaries, indicating how naturally the color and lighting of the edited region blend with surrounding unedited areas.
- **Motion continuity** ($M_{continuity}$ \downarrow) measures variations in optical flow magnitude at edit boundaries using RAFT [30]. This metric captures the consistency of motion patterns across edited and unedited frames, reflecting temporal smoothness and stability in facial dynamics.
- **Identity preservation** (IDSIM \uparrow) computes cosine similarity between averaged identity features of original and generated videos using a face recognition model [12].

The dataset samples and detailed formulations of the metrics are provided in the supplementary material.

5. Experiments

We first describe the experimental setup and then demonstrate the performance of our model, FacEDiT, across both editing and generation tasks. Additional details on the setup and results are provided in the supplementary materials.

5.1. Experimental setup

Dataset. We train our model on a combination of video datasets totaling about 200 hours, including 130 hours from the Hallo3 training split [11], 60 hours from CelebV-Dub [29], and 10 hours from HDTF [40]. The Hallo3 training set and CelebV-Dub contain in-the-wild videos across diverse scenarios, such as movies and vlogs, while HDTF, sourced from YouTube, provides high-quality talking videos.

For evaluating talking face editing, we use our proposed FacEDiT Bench, which includes diverse editing scenarios. This dataset assumes that the speech has already been modified according to the edited text. Additionally, we use the entire HDTF test split to evaluate the talking face generation task, as it serves as a standard benchmark in this domain.

Competing methods. We evaluate nine talking face generation models [3, 8, 10, 11, 21, 32, 34, 35, 39] using their official checkpoints to compare with FacEDiT on both editing and generation tasks. Note that these models are designed for from-scratch generation and therefore serve only as baselines for the editing task, as they are not directly applicable.¹

Objective metrics. In addition to the metrics introduced in Sec. 4, we employ several metrics to evaluate different aspects of synthesis quality. Lip-sync error (LSE-D \downarrow) and confidence (LSE-C \uparrow) are computed using SyncNet [9], while Frechet Video Distance (FVD \downarrow) [31] measures the overall realism of the synthesized video. LPIPS (\downarrow) [38] quantifies perceptual similarity between generated and original frames. For editing, metrics are computed only on the locally edited segment, whereas the full sequence is evaluated for generation task. All metrics apply to both tasks except boundary continuity (editing only) and LPIPS (generation only).

5.2. Experimental results and analyses

We validate the effectiveness and versatility of FacEDiT through a series of objective and subjective evaluations. Specifically, we examine: (1) the impact of key design choices in our motion infilling framework, (2) performance on talking face editing, (3) how well the model generalizes to from-scratch talking face generation, and (4) human perceptual judgments of real-world effectiveness.

Ablation study. We conduct ablations on our proposed editing dataset, FacEDiT Bench, to validate our design choices, as summarized in Table 2. Comparing (b) with (a) and (c), we observe that providing speech features via cross-attention and using WavLM [6] instead of Wav2Vec [2] as the speech encoder significantly improves lip synchronization (LSE-D/C). Without our attention bias ((b) vs. (d)), overall performance drops noticeably, particularly in lip synchronization and boundary continuities ($P_{continuity}$, $M_{continuity}$), highlighting the importance of the proposed bias for both speech alignment and continuity. Finally, incorporating the temporal smoothness constraint (Eq. (5)) in (e) further improves boundary continuities, confirming its role in stabilizing motion dynamics. Based on these findings, we adopt configuration (e) as our final model for subsequent experiments.

¹Recent talking face editing studies [5, 15] similarly repurpose existing talking face generation models due to the lack of dedicated baselines.

Table 3. **Comparison on talking face editing.** Note that the compared models are designed for talking face generation and thus serve only as baselines, as they are not directly applicable to editing. The gray-highlighted metrics denote the main evaluation criteria for assessing the smoothness of transitions between edited and unedited regions. We highlight the best results in **bold** and underline the second best.

Method	LSE-D (\downarrow)	LSE-C (\uparrow)	IDSIM (\uparrow)	FVD (\downarrow)	P _{continuity} (\downarrow)	M _{continuity} (\downarrow)
V-Express [32]	7.719	6.381	0.845	201.392	40.668	11.470
AniPortrait [34]	10.601	0.904	0.905	141.574	8.281	8.281
EchoMimic [8]	9.313	4.289	0.885	158.631	12.924	17.892
EchoMimicV2 [21]	9.698	3.559	0.866	142.929	12.357	16.513
SadTalker [39]	<u>7.644</u>	6.202	0.851	112.951	8.243	7.442
Hallo [35]	8.244	5.664	0.909	99.454	<u>7.242</u>	6.429
Hallo2 [10]	8.205	5.724	0.918	95.256	7.598	<u>6.001</u>
Hallo3 [11]	8.754	5.559	<u>0.880</u>	106.525	7.651	7.311
KeyFace [3]	9.487	4.309	0.885	110.619	7.705	7.220
Ours	7.135	6.670	0.966	61.930	2.420	0.800

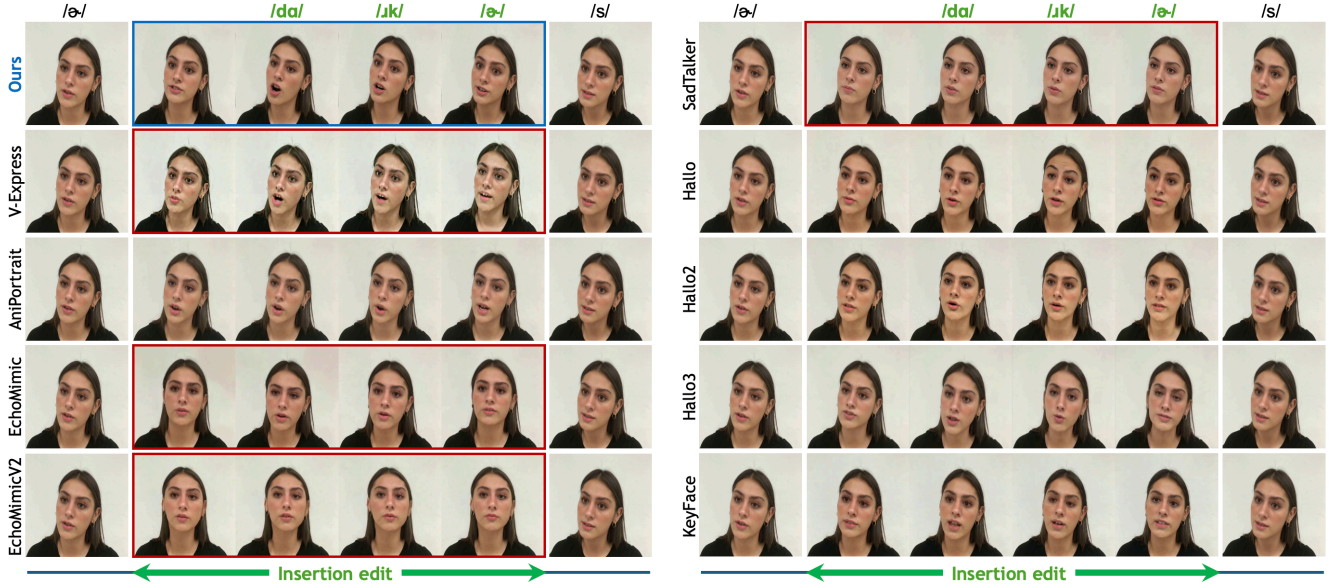


Figure 3. **Qualitative comparison.** The insertion edit adds the new word “darker” (/dɑːkə/) to the original sentence. Frames indicated by the green arrow show the edited region, while the others are original, corresponding to /ə/ and /s/. Our model produces accurate lip-sync, consistent identity, and smooth transitions with the original frames, whereas V-Express alters identity, EchoMimic and EchoMimicV2 exhibit front-facing bias, SadTalker produces mumbled animation, and others show discontinuities at transitions (e.g., between /ə/ and /s/).

Comparison on talking face editing. As publicly available editing models are limited, we repurpose from-scratch generation models to compare performance on the editing task. We provide each model with only the edited portion of the speech, excluding unedited segments, and let it generate the corresponding video segment. The generated segment is then stitched back into the original video to achieve facial video editing, though this often introduces discontinuities at the boundaries between edited and unedited regions. Another possible approach is to generate the entire video from the edited speech, but this inevitably alters the unedited parts; we include these results in the supplementary materials.

As summarized in Table 3, our model significantly outperforms existing methods on the editing task. It achieves strong boundary continuity and high identity preservation, demonstrating its ability to maintain temporal and visual

consistency during editing. In addition, its superior lip-sync accuracy and low FVD reflect the realism of the synthesized video. Figure 3 illustrates an editing example: some models fail to preserve identity (V-Express), exhibit front-facing bias (EchoMimic, EchoMimicV2), produce mumbled animation (SadTalker), or show discontinuities at transitions between /ə/ and /s/, whereas ours maintains identity, smooth transitions, and accurate lip-sync. Figure 4 visualizes the flow magnitude across edited boundaries; our model closely matches the original video’s flow, indicating seamless transitions, while other methods show large motion discrepancies.

Since the compared models are not explicitly designed for editing, this comparison may be unfavorable to them. This motivates our subsequent experiments, where we evaluate FacEDiT under the standard talking face generation setting.

Comparison on talking face generation. Our framework

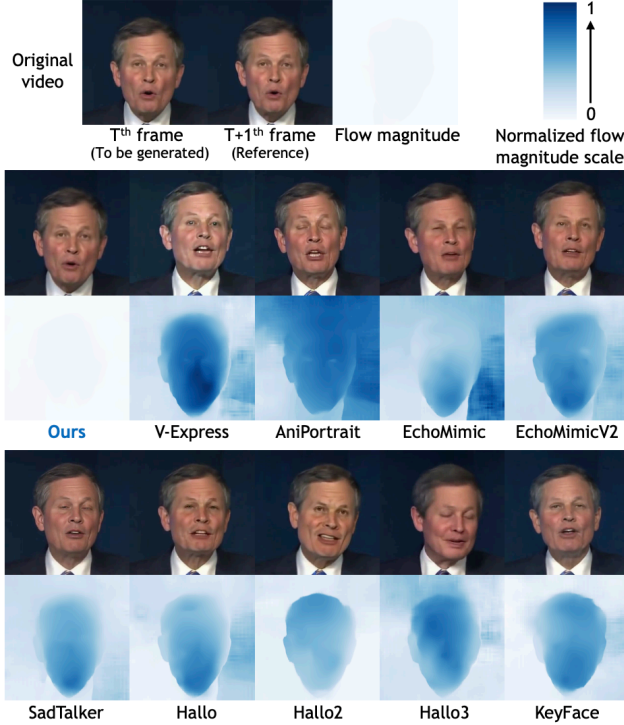


Figure 4. **Visualization of optical flow magnitude between adjacent frames.** The first row shows the optical flow magnitude between the original video’s T^{th} and $(T+1)^{\text{th}}$ frames. The subsequent rows show each method’s generated T^{th} frame, with flow magnitudes computed against the original $(T+1)^{\text{th}}$ frame. All methods except ours produce dense flow magnitudes, indicating discontinuities at the boundaries between edited and unedited regions.

enables generalization to the from-scratch generation task, allowing a fair comparison with prior works. As shown in Table 4, our model is comparable to or outperforms existing methods. Achieving the lowest LSE-D and FVD indicates better lip-sync accuracy and higher realism in the generated videos. Identity similarity and LPIPS scores are likewise favorable, confirming that our approach preserves visual quality and subject consistency. Overall, these results demonstrate that our proposed motion infilling framework excels at editing while also performing competitively in from-scratch generation, emphasizing the versatility of our design.

Human evaluation. We conduct a human study to evaluate perceptual quality in both editing and generation, thereby assessing real-world effectiveness. For each sample, participants rank six synthesized videos—one from ours and five from the best-performing methods among nine candidates—from best (1) to worst (6) based on overall quality, including lip-sync accuracy, naturalness, and head-pose realism. In the editing setting, they also rank the boundary continuity between edited and unedited segments. A total of 30 participants evaluated 20 comparison samples.

Table 5 presents the human study results, which align with our objective findings: participants consistently rate our

Table 4. **Comparison on talking head generation.** We highlight the best results in **bold** and underline the second best.

Method	LSE-D (\downarrow)	LSE-C (\uparrow)	IDSIM (\uparrow)	FVD (\downarrow)	LPIPS (\downarrow)
V-Express [32]	7.470	7.842	0.906	65.158	0.341
AniPortrait [34]	11.168	2.866	0.914	102.414	0.310
EchoMimic [8]	9.085	5.555	<u>0.929</u>	89.129	0.320
EchoMimicV2 [21]	9.966	4.051	0.890	131.603	0.322
SadTalker [39]	7.557	7.421	0.848	81.572	0.309
Hallo [35]	7.824	7.080	0.925	42.825	0.283
Hallo2 [10]	7.815	7.038	0.927	43.130	<u>0.281</u>
Hallo3 [11]	8.583	6.717	0.900	38.643	0.315
KeyFace [3]	8.905	5.795	0.926	49.043	0.267
Ours	6.950	7.960	0.930	31.662	0.289

Table 5. **Human study results.** We report the average rank (lower is better) assigned by participants for overall quality, including lip-sync and naturalness, in both editing and from-scratch generation. Boundary continuity is also evaluated for editing. Our model performs favorably on both tasks compared to existing methods. We highlight the best results in **bold** and underline the second best.

Task		Ours	SadTalker	Hallo	Hallo2	Hallo3	KeyFace
Editing	Overall (\downarrow)	1.57 ± 1.40	3.93 ± 1.38	3.58 ± 1.29	3.90 ± 1.40	<u>3.32</u> ± 1.51	4.70 ± 1.51
	Boundary (\downarrow)	1.39 ± 1.25	4.19 ± 1.29	3.35 ± 1.07	3.90 ± 1.34	<u>3.23</u> ± 1.49	4.93 ± 1.39
Generation	Overall (\downarrow)	2.32 ± 1.60	4.83 ± 1.50	3.04 ± 1.35	<u>2.91</u> ± 1.41	3.68 ± 1.59	4.23 ± 1.47

edited videos highest in overall quality and seamless transitions, showing a clear margin over other models. Our method is also rated favorably on the generation task, confirming that its high objective performance translates into perceptually superior edits and generations preferred by humans.

6. Conclusion and discussion

Conclusion. In this work, we propose FacEDiT, a unified framework for talking face editing and generation based on the speech-conditional facial motion infilling task. Formulating the problem as motion infilling enables a single model to flexibly perform both tasks without architectural changes. We further introduce FacEDiTBench, the first dedicated dataset for talking face editing, along with new metrics to advance future research. Extensive experiments demonstrate that FacEDiT achieves state-of-the-art results in both editing and generation, establishing motion infilling as an emerging paradigm for talking face synthesis—and a promising direction for more effective video production.

Discussion. While our method achieves strong performance in both talking face editing and generation, it also has limitations. Because our training focuses on synthesizing facial motion and head poses, upper-body gestures are not driven by speech. In addition, emotional context is learned implicitly rather than explicitly modeled. Despite these limitations, our approach produces seamless, natural, and speech-aligned facial videos. Extending the framework with cascaded modules to also edit or synthesize full-body animation or explicitly incorporating emotional cues could further enhance realism, which we plan to explore in future work.

References

- [1] Josh Achiam, Steven Adler, Sandhini Agarwal, Lama Ahmad, Ilge Akkaya, Florencia Leoni Aleman, Diogo Almeida, Janko Altmerschmidt, Sam Altman, Shyamal Anadkat, et al. Gpt-4 technical report. *arXiv preprint arXiv:2303.08774*, 2023. 5
- [2] Alexei Baevski, Yuhao Zhou, Abdelrahman Mohamed, and Michael Auli. wav2vec 2.0: A framework for self-supervised learning of speech representations. *Advances in Neural Information Processing Systems (NeurIPS)*, 2020. 6
- [3] Antoni Bigata, Michał Stypułkowski, Rodrigo Mira, Stella Bounareli, Konstantinos Vougioukas, Zoe Landgraf, Nikita Drobyshev, Maciej Zieba, Stavros Petridis, and Maja Pantic. Keyface: Expressive audio-driven facial animation for long sequences via keyframe interpolation. In *IEEE Conference on Computer Vision and Pattern Recognition (CVPR)*, 2025. 2, 6, 7, 8
- [4] Junuk Cha, Seongro Yoon, Valeriya Strizhkova, Francois Bremond, and Seungryul Baek. Emotalkinggaussian: Continuous emotion-conditioned talking head synthesis. *arXiv preprint arXiv:2502.00654*, 2025. 2
- [5] Benwang Chen, Xiaoyu Li, Xuan Wang, Qi Zhang, and Haoqian Wang. Dfnerf: Disentangled facial neural radiance fields for text-based editing of free-view talking head. In *IEEE International Conference on Acoustics, Speech, and Signal Processing (ICASSP)*, 2025. 3, 6
- [6] Sanyuan Chen, Chengyi Wang, Zhengyang Chen, Yu Wu, Shujie Liu, Zhuo Chen, Jinyu Li, Naoyuki Kanda, Takuya Yoshioka, Xiong Xiao, et al. Wavlm: Large-scale self-supervised pre-training for full stack speech processing. *IEEE Journal of Selected Topics in Signal Processing (JSTSP)*, 2022. 5, 6
- [7] Yushen Chen, Zhikang Niu, Ziyang Ma, Keqi Deng, Chunhui Wang, JianZhao JianZhao, Kai Yu, and Xie Chen. F5-tts: A fairytaler that fakes fluent and faithful speech with flow matching. In *Association for Computational Linguistics (ACL)*, 2025. 1, 3, 5
- [8] Zhiyuan Chen, Jiajiong Cao, Zhiquan Chen, Yuming Li, and Chenguang Ma. Echomimic: Lifelike audio-driven portrait animations through editable landmark conditions. In *AAAI Conference on Artificial Intelligence (AAAI)*, 2025. 2, 6, 7, 8
- [9] Joon Son Chung and Andrew Zisserman. Out of time: automated lip sync in the wild. In *Asia Conference on Computer Vision Workshops (ACCVW)*, 2016. 6
- [10] Jiahao Cui, Hui Li, Yao Yao, Hao Zhu, Hanlin Shang, Kaihui Cheng, Hang Zhou, Siyu Zhu, and Jingdong Wang. Hallo2: Long-duration and high-resolution audio-driven portrait image animation. In *International Conference on Learning Representations (ICLR)*, 2025. 2, 6, 7, 8
- [11] Jiahao Cui, Hui Li, Yun Zhan, Hanlin Shang, Kaihui Cheng, Yuqi Ma, Shan Mu, Hang Zhou, Jingdong Wang, and Siyu Zhu. Hallo3: Highly dynamic and realistic portrait image animation with video diffusion transformer. In *IEEE Conference on Computer Vision and Pattern Recognition (CVPR)*, 2025. 2, 5, 6, 7, 8
- [12] Jiankang Deng, Jia Guo, Niannan Xue, and Stefanos Zafeiriou. Arcface: Additive angular margin loss for deep face recognition. In *IEEE Conference on Computer Vision and Pattern Recognition (CVPR)*, 2019. 6
- [13] Ohad Fried, Ayush Tewari, Michael Zollhöfer, Adam Finkelstein, Eli Shechtman, Dan B Goldman, Kyle Genova, Zeyu Jin, Christian Theobalt, and Maneesh Agrawala. Text-based editing of talking-head video. *ACM Transactions on Graphics (SIGGRAPH)*, 2019. 2
- [14] Jianzhu Guo, Dingyun Zhang, Xiaoqiang Liu, Zhizhou Zhong, Yuan Zhang, Pengfei Wan, and Di Zhang. Liveportrait: Efficient portrait animation with stitching and retargeting control. *arXiv preprint arXiv:2407.03168*, 2024. 4, 5
- [15] Bo Han, Heqing Zou, Haoyang Li, Guangcong Wang, and Chng Eng Siong. Text-based talking video editing with cascaded conditional diffusion. *arXiv preprint arXiv:2407.14841*, 2024. 3, 6
- [16] Kaiming He, Xinlei Chen, Saining Xie, Yanghao Li, Piotr Dollár, and Ross Girshick. Masked autoencoders are scalable vision learners. In *IEEE Conference on Computer Vision and Pattern Recognition (CVPR)*, 2022. 2, 3
- [17] Ziyue Jiang, Qian Yang, Jialong Zuo, Zhenhui Ye, Rongjie Huang, Yi Ren, and Zhou Zhao. FluentSpeech: Stutter-oriented automatic speech editing with context-aware diffusion models. In *Association for Computational Linguistics (ACL)*, 2023. 1
- [18] Mingi Kwon, Joonghyuk Shin, Jaeseok Jung, Jaesik Park, and Youngjung Uh. Jam-flow: Joint audio-motion synthesis with flow matching. *arXiv preprint arXiv:2506.23552*, 2025. 3
- [19] Yaron Lipman, Ricky T. Q. Chen, Heli Ben-Hamu, Maximilian Nickel, and Matthew Le. Flow matching for generative modeling. In *International Conference on Learning Representations (ICLR)*, 2023. 2, 3
- [20] Xingchao Liu, Chengyue Gong, and qiang liu. Flow straight and fast: Learning to generate and transfer data with rectified flow. In *International Conference on Learning Representations (ICLR)*, 2023. 2, 3
- [21] Rang Meng, Xingyu Zhang, Yuming Li, and Chenguang Ma. Echomimicv2: Towards striking, simplified, and semi-body human animation. In *IEEE Conference on Computer Vision and Pattern Recognition (CVPR)*, 2025. 2, 6, 7, 8
- [22] Youxin Pang, Yong Zhang, Weize Quan, Yanbo Fan, Xiaodong Cun, Ying Shan, and Dong-ming Yan. Dpe: Disentanglement of pose and expression for general video portrait editing. In *IEEE Conference on Computer Vision and Pattern Recognition (CVPR)*, 2023. 2
- [23] Foivos Paraperas Papantoniou, Panagiotis P Filntisis, Petros Maragos, and Anastasios Roussos. Neural emotion director: Speech-preserving semantic control of facial expressions in "in-the-wild" videos. In *IEEE Conference on Computer Vision and Pattern Recognition (CVPR)*, 2022. 2
- [24] William Peebles and Saining Xie. Scalable diffusion models with transformers. In *IEEE International Conference on Computer Vision (ICCV)*, 2023. 2, 4
- [25] Puyuan Peng, Po-Yao Huang, Shang-Wen Li, Abdelrahman Mohamed, and David Harwath. Voicecraft: Zero-shot speech editing and text-to-speech in the wild. In *Association for Computational Linguistics (ACL)*, 2024. 1, 5

- [26] Ekkasit Pinyoanuntapong, Pu Wang, Minwoo Lee, and Chen Chen. Mmm: Generative masked motion model. In *IEEE Conference on Computer Vision and Pattern Recognition (CVPR)*, 2024. 3
- [27] Jianlin Su, Murtadha Ahmed, Yu Lu, Shengfeng Pan, Wen Bo, and Yunfeng Liu. Roformer: Enhanced transformer with rotary position embedding. *Neurocomputing*, 2024. 4
- [28] Zhiyao Sun, Yu-Hui Wen, Tian Lv, Yanan Sun, Ziyang Zhang, Yaoyuan Wang, and Yong-Jin Liu. Continuously controllable facial expression editing in talking face videos. *IEEE Transactions on Affective Computing (TAFAC)*, 2023. 2
- [29] Kim Sung-Bin, Jeongsoo Choi, Puyuan Peng, Joon Son Chung, Tae-Hyun Oh, and David Harwath. Voicecraft-dub: Automated video dubbing with neural codec language models. In *IEEE International Conference on Computer Vision (ICCV)*, 2025. 5, 6
- [30] Zachary Teed and Jia Deng. Raft: Recurrent all-pairs field transforms for optical flow. In *European Conference on Computer Vision (ECCV)*, 2020. 6
- [31] Thomas Unterthiner, Sjoerd Van Steenkiste, Karol Kurach, Raphael Marinier, Marcin Michalski, and Sylvain Gelly. Towards accurate generative models of video: A new metric & challenges. *arXiv preprint arXiv:1812.01717*, 2018. 6
- [32] Cong Wang, Kuan Tian, Jun Zhang, Yonghang Guan, Feng Luo, Fei Shen, Zhiwei Jiang, Qing Gu, Xiao Han, and Wei Yang. V-express: Conditional dropout for progressive training of portrait video generation. *arXiv preprint arXiv:2406.02511*, 2024. 2, 6, 7, 8
- [33] Jiayu Wang, Kang Zhao, Yifeng Ma, Shiwei Zhang, Yingya Zhang, Yujun Shen, Deli Zhao, and Jingren Zhou. Facecomposer: A unified model for versatile facial content creation. In *Advances in Neural Information Processing Systems (NeurIPS)*, 2023. 2
- [34] Huawei Wei, Zejun Yang, and Zhisheng Wang. Aniportrait: Audio-driven synthesis of photorealistic portrait animation. *arXiv preprint arXiv:2403.17694*, 2024. 2, 6, 7, 8
- [35] Mingwang Xu, Hui Li, Qingkun Su, Hanlin Shang, Liwei Zhang, Ce Liu, Jingdong Wang, Yao Yao, and Siyu Zhu. Hallo: Hierarchical audio-driven visual synthesis for portrait image animation. *arXiv preprint arXiv:2406.08801*, 2024. 2, 6, 7, 8
- [36] Songlin Yang, Wei Wang, Jun Ling, Bo Peng, Xu Tan, and Jing Dong. Context-aware talking-head video editing. In *ACM International Conference on Multimedia (MM)*, 2023. 2, 3
- [37] Xinwei Yao, Ohad Fried, Kayvon Fatahalian, and Maneesh Agrawala. Iterative text-based editing of talking-heads using neural retargeting. *ACM Transactions on Graphics (SIGGRAPH)*, 2021. 2
- [38] Richard Zhang, Phillip Isola, Alexei A Efros, Eli Shechtman, and Oliver Wang. The unreasonable effectiveness of deep features as a perceptual metric. In *IEEE Conference on Computer Vision and Pattern Recognition (CVPR)*, 2018. 6
- [39] Wenxuan Zhang, Xiaodong Cun, Xuan Wang, Yong Zhang, Xi Shen, Yu Guo, Ying Shan, and Fei Wang. Sadtalker: Learning realistic 3d motion coefficients for stylized audio-driven single image talking face animation. In *IEEE Conference on Computer Vision and Pattern Recognition (CVPR)*, 2023. 2, 6, 7, 8
- [40] Zhimeng Zhang, Lincheng Li, Yu Ding, and Changjie Fan. Flow-guided one-shot talking face generation with a high-resolution audio-visual dataset. In *IEEE Conference on Computer Vision and Pattern Recognition (CVPR)*, 2021. 5, 6
- [41] Dong Zhao, Jiaying Shi, Wenjun Li, Shudong Wang, Shenghui Xu, and Zhaoming Pan. Controllable talking face generation by implicit facial keypoints editing. *arXiv preprint arXiv:2406.02880*, 2024. 2