

# Deepfakes in the 2025 Canadian Election: Prevalence, Partisanship, and Platform Dynamics

Victor Livernoche  
Mila & McGill University  
Montréal, Canada

Andreea Musulan  
Mila, IVADO & University of Montréal  
Montréal, Canada

Zachary Yang  
Mila & McGill University  
Montréal, Canada

Jean-François Godbout  
Mila & University of Montréal  
Montréal, Canada

Reihaneh Rabbany  
Mila & McGill University  
Montréal, Canada

## Abstract

Concerns about AI-generated political content are growing, yet there is limited empirical evidence on how deepfakes actually appear and circulate across social platforms during major events in democratic countries. In this study, we present one of the first in-depth analyses of how these realistic synthetic media shape the political landscape online, focusing specifically on the 2025 Canadian federal election. By analyzing **187,778 posts** from X, Bluesky, and Reddit with a high-accuracy detection framework trained on a diverse set of modern generative models, we find that **5.86%** of election-related images were deepfakes. Right-leaning accounts shared them more frequently, with **8.66%** of their posted images flagged compared to **4.42%** for left-leaning users, often with defamatory or conspiratorial intent. Yet, most detected deepfakes were benign or non-political, and harmful ones drew little attention, accounting for only **0.12%** of all views on X. Overall, deepfakes were present in the election conversation, but their reach was modest, and realistic fabricated images, although less common, drew higher engagement, highlighting growing concerns about their potential misuse.

## CCS Concepts

• **Human-centered computing** → **Social content sharing**; • **Networks** → *Online social networks*.

## Keywords

Deepfake Detection, AI-Generated Content, Social Media

## 1 Introduction

Recent advances in image and video generation, driven by large multimodal models such as Grok, ChatGPT, and Gemini, now directly integrated into mainstream platforms like X, Android, and web browsers, have made it trivial for ordinary users to create photorealistic yet entirely fabricated content. As these tools become increasingly accessible, their outputs are being shared widely across social media, often without disclosure of their artificial origin.

This rapid diffusion of generative technology has profound implications for public discourse. Deepfake, or AI-generated medias, can erode public trust, amplify misinformation, and be strategically weaponized to ridicule, glorify, or manipulate political actors. The proliferation of such media poses a pressing question: *how are*

*deepfakes being used in real-world political communication, and to what extent do they shape the information ecosystem during critical democratic moments?*

To address this question, we analyze one week of social media activity surrounding the 2025 Canadian federal election, spanning April 24 to April 29 and covering three major platforms: X, Bluesky, and Reddit. Each post containing an image is evaluated with a state-of-the-art deepfake detector trained specifically for synthetic media detection in real-world settings. Beyond detection, we employ a vision-language model to infer the communicative intent of each post (e.g., conspiratorial, defamatory, propagandistic), and a large language model to infer the political leaning of its author. This multi-layered analysis enables us to quantify both the prevalence and the purpose of deepfakes within online political discourse. Specifically, our study aims to answer the following research questions:

- **RQ1:** What is the prevalence of deepfakes on major social media platforms during the election period?
- **RQ2:** What communicative intents characterize the deepfakes that circulate in this context?
- **RQ3:** Does political leaning affect the likelihood or manner in which deepfakes are shared?
- **RQ4:** What is the impact of deepfake posts in terms of engagement and visibility?

Across the three platforms, we find that synthetic imagery is present but not dominant: about 5.6% of all shared images are deepfakes, with X showing the highest rate. Most cases are benign or non-political, although politically targeted content appears more often among right-leaning accounts. Platform ecosystems differ, with X hosting more harmful material while Bluesky and Reddit are largely non-political. Deepfakes also show limited reach. They receive fewer views when compared to real images. Overall, deepfakes appear in election discourse, but their visibility and impact during this period were modest.

## 2 Related work

Recent work has begun to quantify how AI-generated visuals circulate in political settings. Chen et al. [2] document the prevalence and spread of political deepfakes on X during the 2024 U.S. election, while Chang et al. [1] show how generative tools reshape meme framing along familiar intent dimensions such as propaganda, ridicule, and conspiracism. In parallel, Drolsbach and Pröllochs [4] analyze AI-generated misinformation at scale, emphasizing the need to study diffusion and engagement rather than detection alone.



This work is licensed under a Creative Commons Attribution 4.0 International License.



Figure 1: Examples of the seven *intent* categories used in our analysis, illustrating the range of political and non-political uses of AI-generated imagery, from defamatory and conspiratorial content to benign and artistic creations.

Outside explicit political contexts, synthetic imagery has become commonplace in online spaces optimized for engagement. DiResta and Goldstein [3] describe Facebook pages that mass-produce attention-grabbing AI images for growth and monetization, while work on creative communities (e.g., art subreddits) traces evolving norms and moderation responses to generative media [7]. A related line focuses on identity deception via AI-generated profile images: large audits report extensive use of GAN-based faces among inauthentic Twitter/X accounts [8], and broader ecosystem analyses map behavioral markers and risks [10]. These address account-level authenticity, whereas our interest is post-level content and its communicative role. Compared to prior work, we provide the first synchronized cross-platform measurement of election-related deepfakes across **X**, **Bluesky**, and **Reddit**, using our modern detector trained on a diverse mix of proprietary and open-source generators. Prior studies often rely on community notes [5], heuristic labels [3], or prompt-based systems (e.g., GPT-4o) [1, 2, 4]; our detector offers stronger accuracy and generalization. Beyond detection, we add **vision-language intent classification**, **author-leaning inference**, and **engagement analysis**, allowing us to characterize not only where deepfakes appear, but also what they aim to communicate and how far they spread.

### 3 Methodology

We analyze images shared on three major social media platforms, **X**, **Bluesky**, and **Reddit**, during the week surrounding the 2025 Canadian federal election (April 24 to April 29). The election occurred on April 28, so the dataset captures the immediate lead-up and the day following the vote. Posts were collected using official APIs and platform-specific scraping tools under research compliance guidelines. For X, we relied on a subscription to the Pro API to stream election-related posts filtered by a comprehensive list of keywords (e.g., “carney,” “poilievre,” “freeland,” “#cdnpoli,” “#canadapolitics”). Only posts containing an image were retained, we excluded retweets and posts from users with fewer than 100 followers to limit spam. Similar election-related queries were applied to Bluesky and Reddit using their respective public APIs, again filtering for posts that included attached media (for Reddit, we curated a set of subreddits).

#### 3.1 Deepfake Detection

We detect AI-generated images using a model built primarily on our OpenFake dataset [6], which forms the foundation of the detector

and is specifically designed for real-world deepfake detection in political misinformation contexts. OpenFake pairs over **three million real images** with approximately **one million synthetic counterparts** generated by state-of-the-art text-to-image systems spanning both open and proprietary architectures (e.g., SDXL, Imagen, DALL·E, Flux, Ideogram). The dataset emphasizes political and news-related content, derived from LAION-400M captions filtered with a vision-language model (Qwen2.5-VL) to retain human faces and salient sociopolitical scenes. Synthetic counterparts were generated using the same captions, ensuring tight semantic alignment between real and fake distributions.

We trained a ConvNeXt-V2-Base backbone for binary classification on a combined corpus exceeding **five million images**, integrating OpenFake with DF40 [9] and GenImage [11] to broaden coverage of generation techniques. Training employed a mixed real-synthetic sampling strategy with extensive image augmentations (JPEG compression, color jitter, random crops) to simulate real-world degradations and manipulations.

To validate the model’s effectiveness, we used the *in-the-wild* evaluation split from [6], comprising 1,057 real and 163 deepfake-labeled images manually verified through reverse image search and metadata inspection. This evaluation subset is drawn directly from the same social media data analyzed in the present study, ensuring a consistent domain match between model validation and downstream analysis. The ConvNeXt-V2 detector achieves a f1-score of 0.852 on this evaluation set, with 99.2% accuracy on real images (score  $\leq 0.5$ ) and 77.9% accuracy on fake images (score  $> 0.5$ ). This ensures we are not overestimating the reported statistics on detected deepfake.

#### 3.2 Intent Classification

For each image flagged as a likely deepfake, we inferred the post’s communicative intent using a vision-language model (VLM), Qwen3-VL-32B-Instruct, prompted with the image and its accompanying text. The prompt asks the VLM for a brief rationale, a category name, and a one-letter code. We identified seven intent categories: *Defamatory* (mocking or attacking individuals or groups), *Conspiratorial* (suggesting hidden control or corruption), *Propaganda* (promoting leaders, parties, or ideologies), *Fabricated* (mimicking realistic or news imagery), *Benign* (metaphoric/symbolic or satirical political content), *Hate* (targeting identity groups), and *Non-political* (artistic or unrelated to politics). Examples appear in Figure 1, drawn directly from posts in our collected dataset.

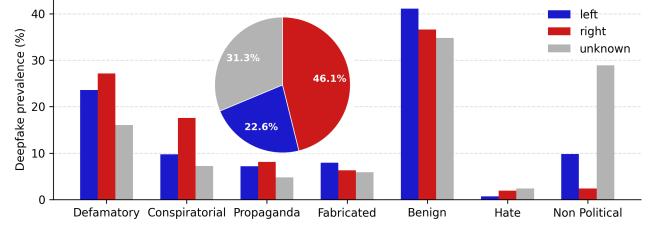
### 3.3 Political Leaning Classification

We estimate the political leaning of users using a separate large language model (Llama 3.3 70B Instruct) prompted on their recent tweet history. For each unique author, we build a chronological window of their five most recent tweets, plus a system message describing the Canadian party landscape (for example, Poilievre and the Conservatives as right-leaning, Trudeau and Carney as left-leaning Liberals, PPC as right, NDP and Greens as left), to the model. The model is instructed to summarize the author’s leanings if possible. Manual inspection of 200 authors showed accurate labeling, including appropriate use of “unknown.” The main limitation is that a five-tweet window often lacks clear political cues, leading to many “unknown” labels.

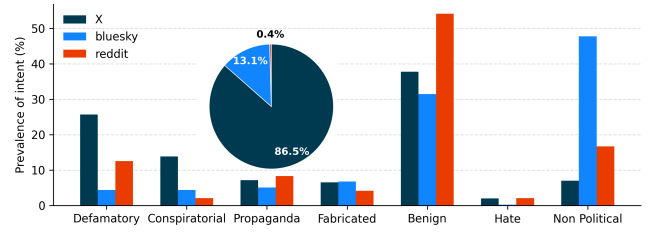
## 4 Results

We first measured the overall prevalence of synthetic imagery during the election period. Across all platforms, **5.86%** of shared images were detected as deepfakes, with the highest rate on X (7.9%), followed by Reddit (3.3%) and Bluesky (2.2%). While deepfakes remained a minority of total visual content (see Table 1), their presence was nontrivial given the political context and short observation window. We note that the overall deepfake prevalence might be slightly higher than what we report. As discussed in Section 3.1, the detector does not detect all synthetic images, hence our reported prevalence underestimates the true rate, although this is unlikely to affect the overall comparative patterns we report, e.g., across platforms and political leanings.

Deepfake prevalence varies by inferred political orientation. As shown in Figure 2, right-leaning users had the highest deepfake rate, with **9.24%** of their posts flagged as synthetic, compared to **3.87%** for left-leaning users and **5.03%** for neutral or unidentified accounts. Intent distributions were broadly similar across leanings, though right-leaning posts skewed more conspiratorial, while left-leaning posts contained more non-political content. A detailed breakdown of posting activity and deepfake shares confirms that X contains a larger proportion of right-leaning accounts and Bluesky contains a larger proportion of left-leaning accounts, which provides a basic sanity check that our political-leaning classifier behaves as expected. Figure 3 further shows the relative frequency of deepfake intent categories across the three platforms. Most detected deepfakes fall into the Benign class, typically memes, illustrative content, or humorous edits without clear intent to mislead. Deepfakes on X

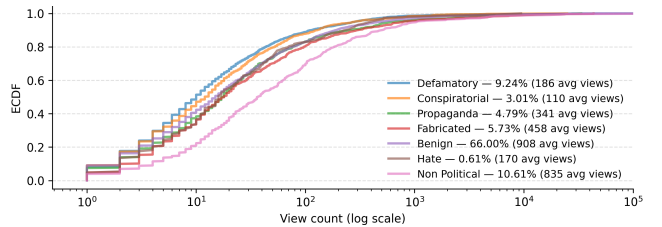


**Figure 2: Distribution of deepfake intents by political leaning.** Bars show the prevalence of each intent category among deepfakes posted by left-, right-, and unknown-leaning accounts, revealing distinct narrative patterns—right-leaning accounts emphasize defamatory and conspiratorial content more heavily. The pie chart summarizes the overall share of deepfakes contributed by each leaning group.



**Figure 3: Prevalence of deepfake intents across platforms.** Bars show the percentage of detected deepfakes assigned to each intent category on X, Bluesky, and Reddit, highlighting platform-specific differences in the types of synthetic content circulating during the election period. While this histogram is normalized per platform, the pie chart inset summarizes the overall share of deepfakes across platforms.

were far more often defamatory, whereas those on Bluesky were predominantly non-political or benign.



**Figure 4: View counts of intents.** Each curve shows the ECDF: the share of posts below a given view count. Steeper early rises indicate lower exposure. Non-political deepfakes tend to reach higher view counts, while political ones remain less viewed. The legend reports the proportion of total deepfake views and the average views per post for each category.

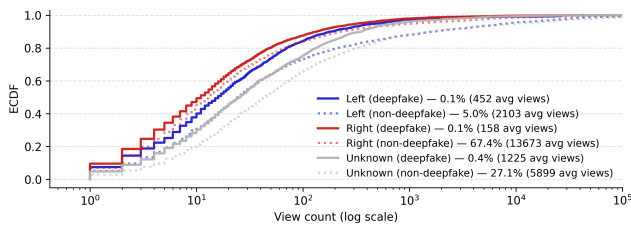
To evaluate reach, we compared view counts on X six months after posting. The empirical cumulative distribution functions (ECDFs) in Figures 4 and 5 show that deepfake posts consistently received fewer views than comparable non-deepfake posts across all political leanings. Most detected deepfakes were benign or non-political (together **49.41%** of cases), and deepfakes overall accounted for only **0.52%** of all views on X. Consequently, only **0.12%** of total views corresponded to politically harmful deepfakes. Benign and

Platform	Leaning	Total posts	Deepfakes	Share (%)
X	Left	27,306	1,761	6.45
	Right	51,764	5,022	9.70
	Unknown	42,098	2,733	6.49
Bluesky	Left	36,903	720	1.95
	Right	3,096	53	1.71
	Unknown	25,171	668	2.65
Reddit	Left	62	7	11.29
	Right	41	0	0.00
	Unknown	1,337	41	3.07

**Table 1: Deepfake prevalence by platform and inferred political leaning.** Percentages indicate the fraction of deepfakes among all collected posts within each group.

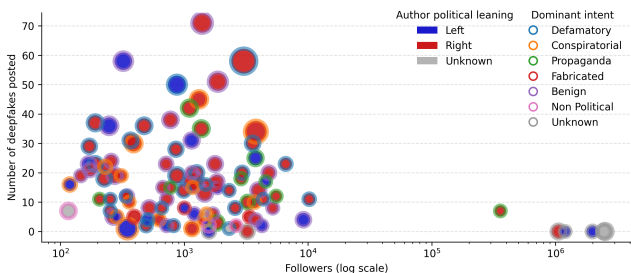


non-political synthetic images achieved slightly higher median exposure, while politically charged categories, especially *Defamatory* and *Hate*, remained concentrated in the low-view tail with minimal amplification. An important exception is the *Fabricated* category, which, although less common, received more views than most categories aside from benign and non-political content. A similar pattern held for likes, which closely followed view counts and showed equally low engagement for politically charged deepfakes. Moreover, deepfakes from accounts with unknown leaning attracted more views than those from left- or right-leaning users. Deepfake and non-deepfake posts on X were removed at nearly identical rates (13.8% vs. 13.0%), indicating that deepfakes were not disproportionately targeted for removal.



**Figure 5: View counts by political leaning and deepfakes status.** Within every political leaning, the deepfake curves rise earlier than their non-deepfake counterparts, showing that deepfake posts typically attract fewer views. The legend shows total view share and average views per post.

Figure 6 plots the number of deepfakes posted per author against follower count on X. Most prolific deepfake sharers have modest followings, indicating that the spread of deepfakes is driven by small or fringe accounts rather than influential figures. A few high-follower accounts do post deepfakes, but infrequently. The most common intent among low-volume deepfake sharers is benign, whereas several high-volume deepfake accounts predominantly share defamatory or conspiratorial content.



**Figure 6: Number of deepfakes vs. author follower count (log scale).** Each point is an author on X, colored by political leaning, sized by total posts and ring-colored by dominant deepfake use. Most deepfake-heavy users have small followings, while high-follower accounts share few deepfakes.

## 5 Discussion and Conclusion

Our results suggest that synthetic images were present during the 2025 Canadian election period but did not substantially shape online attention. Deepfakes circulated across platforms, yet most reached only small audiences and were posted by low-visibility accounts. This pattern implies that synthetic content is becoming part of

everyday online expression, but its current influence on large-scale political discourse remains limited.

A more important insight comes from which deepfakes gain traction. Highly realistic fabricated images, although relatively rare, received more engagement than most politically oriented categories. Because these visuals can resemble genuine news, they carry a higher risk of misleading users and triggering cascades of resharing. Even if the overall volume is modest, the plausibility of these images creates a disproportionate vulnerability in moments of political tension. Low-volume but high-credibility synthetic content can still sway perceptions, especially if deployed strategically or circulated within tightly connected communities. The threat does not come from a flood of deepfakes, but from targeted fabrications that appear credible enough to be taken as authentic evidence.

Our estimates are conservative, as the detector favors precision and therefore misses some synthetic images. Many items classified as non-political deepfakes are simple logo edits or overlays, and the small number of Reddit images reduces the statistical significance of its results. These caveats do not change the broader pattern but highlight the need for stronger and more accessible detection tools. As synthetic media becomes easier to create and harder to distinguish from reality, we will need reliable, publicly usable systems to flag deepfakes and preserve trust in democratic information.

## Acknowledgments

This work was supported by the CIFAR AI Chairs Program, CSDC, IVADO, and the Canada First Research Excellence Fund. We also thank Mila for financial and computational support, and Fuxiao Gao for assistance with data collection.

## References

- [1] Herbert Chang, Benjamin Shaman, Yung-Chun Chen, Mingyue Zha, Sean Noh, Chiyu Wei, Tracy Weener, and Maya Magee. 2024. Generative Memes: AI Mediates Political Information in the 2024 United States Presidential Election. Available at SSRN (2024).
- [2] Zhiyi Chen, Jinyi Ye, Beverlyn Tsai, Emilio Ferrara, and Luca Luceri. 2025. Synthetic politics: Prevalence, spreaders, and emotional reception of AI-generated political images on X. In *Proceedings of the 36th ACM Conference on Hypertext and Social Media*. 11–21.
- [3] Renee DiResta and Josh A. Goldstein. 2024. How Spammers and Scammers Leverage AI-Generated Images on Facebook for Audience Growth. arXiv:2403.12838 [cs.CY] <https://arxiv.org/abs/2403.12838>
- [4] Chiara Drolsbach and Nicolas Pröllochs. 2025. Characterizing AI-Generated Misinformation on Social Media. arXiv preprint arXiv:2505.10266 (2025).
- [5] Chiara Drolsbach and Nicolas Pröllochs. 2025. Characterizing AI-Generated Misinformation on Social Media. arXiv:2505.10266 [cs.SI]
- [6] Victor Livernoche, Akshatha Arodi, Andreea Musulan, Zachary Yang, Adam Salvail, Gaëtan Marceau Caron, Jean-François Godbout, and Reihaneh Rabbany. 2025. OpenFake: An Open Dataset and Platform Toward Real-World Deepfake Detection. arXiv:2509.09495 [cs.CV] <https://arxiv.org/abs/2509.09495>
- [7] Hana Matatov, Marianne Aubin Le Quéré, Ofra Amir, and Mor Naaman. 2025. Examining the Prevalence and Dynamics of AI-Generated Media in Art Subreddits. arXiv:2410.07302 [cs.AI] <https://arxiv.org/abs/2410.07302>
- [8] Jonas Ricker, Dennis Assenmacher, Thorsten Holz, Asja Fischer, and Erwin Quiring. 2024. AI-generated faces in the real world: A large-scale case study of Twitter profile images. In *Proceedings of the 27th International Symposium on Research in Attacks, Intrusions and Defenses*. 513–530.
- [9] Zhiyuan Luo, Taiping Yao, Shen Chen, Yandan Zhao, Xinghe Fu, Junwei Zhu, Donghao Luo, Chengjie Wang, Shouhong Ding, Yunsheng Wu, et al. 2024. Df40: Toward next-generation deepfake detection. *Advances in Neural Information Processing Systems* 37 (2024), 29387–29434.
- [10] Kaicheng Yang, Danishjeet Singh, and Filippo Menczer. 2024. Characteristics and Prevalence of Fake Social Media Profiles with AI-generated Faces. *Journal of Online Trust and Safety* 2, 4 (Sept. 2024). doi:10.54501/jots.v2i4.197
- [11] Mingjian Zhu, Hanting Chen, Qiangyu Yan, Xudong Huang, Guanyu Lin, Wei Li, Zhijun Tu, Hailin Hu, Jie Hu, and Yunhe Wang. 2023. GenImage: A Million-Scale Benchmark for Detecting AI-Generated Image. arXiv:2306.08571 [cs.CV]