



Weak Enforcement and Low Compliance in PCI DSS: A Comparative Security Study

Soonwon Park  and John D. Hastings 

The Beacom College of Computer and Cyber Sciences, Dakota State University

soonwon.park@trojans.dsu.edu, john.hastings@dsu.edu

Abstract—Although credit and debit card data continue to be a prime target for attackers, organizational adherence to the Payment Card Industry Data Security Standard (PCI DSS) remains surprisingly low. Despite prior work showing that PCI DSS can reduce card fraud, only 32.4% of organizations were fully compliant in 2022, suggesting possible deficiencies in enforcement mechanisms. This study compares PCI DSS with three data security frameworks, HIPAA, NIS2, and GDPR, to examine how enforcement mechanisms relate to implementation success. The analysis reveals that PCI DSS significantly lags far behind these security frameworks and that its sanctions are orders of magnitude smaller than those under GDPR and NIS2. The findings indicate a positive association between stronger, multi-modal enforcement (including public disclosure, license actions, and imprisonment) and higher implementation rates, and highlights the structural weakness of PCI DSS’s bank-dependent monitoring model. Enhanced non-monetary sanctions and the creation of an independent supervisory authority are recommended to increase transparency, reduce conflicts of interest, and improve PCI DSS compliance without discouraging card acceptance.

Keywords—PCI DSS enforcement and challenges, Payment card security governance, PCI compliance supervision and transparency, Cybersecurity enforcement, Security frameworks.

I. INTRODUCTION

The ease of use of credit and debit cards and their widespread acceptance by organizations (merchants) have led to the vast majority of payments today being processed by means other than cash. According to the Federal Reserve Bank of San Francisco, 57% of retail transactions are done with credit or debit cards [1]. However, the security of those transactions has been an ongoing concern. 63% of credit and debit card holders have been fraud victims, or about 134 million Americans [2].

The Payment Card Industry Data Security Standard (PCI DSS) is designed to encourage businesses to protect payment card details, and this improves security against data breaches.

Studies have shown the effectiveness of PCI DSS in reducing credit card fraud [3, 4]. However, despite the clear benefits, only 32.4% of organizations are fully PCI DSS compliant [5].

This raises a key question: How can compliance with PCI DSS be improved? Specifically, it is important to consider whether this low compliance rate is unique to PCI DSS, or if similar patterns are observed in other similar frameworks. If other data security frameworks such as HIPAA (Health Insurance Portability and Accountability Act), the Directive (EU) 2022/2555 (NIS2) and GDPR exhibit higher implementation rates, it becomes necessary to examine the factors

contributing to this disparity. One plausible explanation lies in the differences in enforcement mechanisms.

This study compares success rates of PCI DSS and other data security frameworks, namely HIPAA, NIS2, and GDPR, using implementation rates as the primary metric, with additional indicators employed when direct implementation data is unavailable. It further investigates the enforcement mechanisms in each data security framework to determine whether stronger enforcement is associated with higher compliance. The aim is to assess whether enforcement strategies influence implementation outcomes and to identify practical recommendations for improving compliance in PCI DSS.

To guide this investigation, the following primary research question is proposed.

RQ: Do weak enforcement mechanisms in PCI DSS cause a low success rate?

To support the exploration of this main question, the following three sub-questions are formulated:

RQ1: What enforcement mechanisms do these frameworks use?

RQ2: How successful is PCI DSS compared to other frameworks?

RQ3: What is the relationship between enforcement mechanisms and success rates?

II. ENFORCEMENT MECHANISM AND AUTHORITY COMPARISON (RQ1)

To address RQ1, this section compares enforcement mechanisms by examining the authorities responsible, their key characteristics, and the differences in enforcement approaches across several comparable data security frameworks.

The comparable data security frameworks are HIPAA, NIS2, and GDPR. HIPAA was included to provide a U.S. focused comparison: while PCI DSS protects cardholder data internationally including within the U.S., HIPAA specifically protects health data for U.S. citizens. NIS2 and GDPR were selected due to their supranational scope, which parallels that of PCI DSS.

A. PCI DSS

1) *Authority – PCI SSC, Acquiring Bank:* The Payment Card Industry Security Standards Council (PCI SSC) is a global forum created to develop, disseminate, and clarify standards for payment account security by Mastercard, JCB International, Discover Financial Services, and American Express

in 2006. It establishes general security requirements, approves vendors, and evaluates and certifies payment technologies.

Organizations (the merchants) that wish to accept payment cards establish a merchant relationship with an acquiring bank¹. The acquiring bank and the payment card brands enter into a contractual relationship within the payment card industry chain, which allows the bank to process card transactions on behalf of the payment card brands it partners with. When a merchant enters into a contractual relationship with an acquiring bank and wants to accept payment cards, it must undergo the acquiring bank's merchant vetting process [6].

PCI SSC does not have legal authority; however, any organization performing credit or debit card transactions is expected to comply with the PCI DSS standard [7].

2) *Penalty – \$5,000-\$100,000 per month*: PCI SSC does not publicly disclose official penalty schedules. Nevertheless, industry sources report that non-compliance penalties can range from \$5,000 to \$100,000 per month [8, 9].

B. HIPAA

1) *Authority – HHS, OCR and DOJ*: HIPAA is currently regulated by the Department of Health and Human Services (HHS) and enforced by the Office for Civil Rights (OCR) under 45 C.F.R. Parts 160 and 164, Subparts A, C, and E. OCR is responsible for investigating complaints, conducting compliance reviews, and providing education and outreach to promote adherence to the Privacy and Security Rules. If a complaint indicates a possible criminal violation of HIPAA, OCR may refer the case to the Department of Justice for further investigation (DOJ). When a covered entity fails to resolve a violation, OCR may impose civil monetary penalties [10].

2) *Penalty – Cap: \$2.1M/Year per Category (Was \$1.5M in 2018)*: Civil penalties range from \$141 to \$71,162 per violation, with a maximum of \$2.1 million per calendar year per violation category. This annual cap applies separately to each type of HIPAA requirement violated, allowing penalties to accumulate across multiple categories [11]. Certain violations of the Privacy Rule may also lead to criminal prosecution and imprisonment for the responsible individual. In addition, enforcement actions may be publicly disclosed by HHS [12], and violations may result in professional license suspension under applicable state laws [13].

The largest federal HIPAA settlement to date occurred in 2018 when Anthem Inc. paid \$16 million to OCR. This federal penalty was part of \$48.2 million in total penalties for the same 2015 data breach, which included additional state-law violations [14]. The federal penalty exceeded the \$1.5 million per-category annual cap that was in effect at the time [15] because OCR found violations across multiple HIPAA categories (at least four). Anthem's 2018 annual revenue was approximately \$91 billion [16].

¹Also referred to as 'acquirer', or colloquially as 'merchant bank', though the latter term can be ambiguous as in the UK it commonly refers to investment banks.

C. NIS2 Directive

1) *Authority – ENISA and EU member states*: In 2016, when the European Parliament wanted to assign a supranational organization to collect reports of data breaches and computer incidents on the General Data Protection Regulation (GDPR) and the Network and Information Security (NIS) Directive, it therefore chose ENISA [17].

Following the 2016 NIS1 (Directive (EU) 2016/1148), EU member states transposed NIS1 into national law, establishing the foundational cybersecurity framework that NIS2 would later build upon and replace in October 2024.

2) *Penalty – €10 million or 2% of global turnover*: The NIS2 Directive introduced revised penalties for non-compliance by organizations. If a security incident occurs or an organization refuses to cooperate with authorities, NIS2 allows states to seek an injunction. As a result, organizations can be compelled to follow the state's orders and may face fines as follows [18]:

- Essential entities face up to €10 million or 2% of global turnover.
- Important entities face up to €7 million or 1.4% of global turnover.

D. GDPR

1) *Authority – CJEU and DPAs*: The GDPR was proposed by the European Commission, adopted by the European Parliament and the Council of the European Union, and requires member states to establish supervisory authorities known as Data Protection Authorities (DPAs). DPAs are independent public authorities that monitor and supervise the application of the data protection law, with investigative and corrective powers [19].

2) *Penalty – €20 million or 4%*: A violation occurs when a security breach leads to the "accidental or unlawful destruction, loss, alteration, unauthorized disclosure of, or access to, personal data transmitted, stored or otherwise processed" [20]. Fines vary with severity [21]:

- Severe violation: Fines can reach €20 million or, for an undertaking (i.e., relevant economic entity or group), 4% of its global turnover in the previous financial year, whichever is higher.
- Minor violation: Fines can reach €10 million or, for an undertaking, up to 2% of its global turnover in the previous financial year, whichever is higher.

The largest penalty in GDPR history is the Meta case, with a fine of €1.2 billion (\$1.3 billion USD) [22]. In comparison, Meta's revenue in 2023 was \$134.902 billion [23].

III. SUCCESS RATE EVALUATION FOR EACH FRAMEWORK (RQ2)

To address RQ2, in this section, we evaluate the success rate of the PCI DSS framework compared to three alternative frameworks. The success rates for each framework are primarily calculated using the implementation rates. When the implementation rates are unavailable, an alternative metric is

used: the rate of penalty cases to the total number of expected organizations, adjusted by a weighted value.

Penalty and Success Rates calculation:

- Penalty rate: Penalty incidents \div Total number of organizations.
- Success rate: Implementation rate, if available. Otherwise calculated by weighted penalty value: $1 - (\text{penalty rate} \times 10,000)^2$

Table I summarizes the success rates calculations for each of the frameworks which are detailed in the following subsections.

TABLE I
SUCCESS RATES SUMMARY

	Implementation Rates	Alternative Implementation Rates	Success Rates
PCI DSS	32% [5]	-	32%
HIPAA	-	92%	92%
NIS2	70% [25]	-	70%
GDPR	-	87%	87%

A. PCI DSS $\approx 32\%$

According to the Verizon Payment Security Report, the implementation rate for PCI DSS has been declining overall since 2020, dropping from 43.4% to 14.3% in 2023 [5]. However, the sharp decline in 2023 is considered temporary and attributed to organizations preparing for the release of PCI DSS version 4.0. Therefore, we use the 2022 implementation rate of approximately 32% (reported as 32.4%) as the most recent representative data point for PCI DSS compliance.

B. HIPAA $\approx 92\%$

HIPAA implementation data (success rate) was calculated based on penalty rate relative to the estimated total number of organizations, resulting in a 2022 success rate around 91% to 93%. For the purposes of this report, we use the midpoint value of $\approx 92\%$ as a representative estimate. The success rate was determined using the following penalty rate calculation³:

- 2022: 91–93% (91.2–92.7%)
Penalty rate: $0.0000073\text{--}0.0000088$
 ≈ 22 penalty cases in 2022 \div 2,500,000–3,000,000 estimated number of organizations compliant with HIPAA
Implementation rate: $0.912\text{--}0.927$
 $= 1 - (0.0000073\text{--}0.0000088 \times 10,000)$
- 2023: 95–96% (94.8–95.7%)
Penalty rate: $0.0000043\text{--}0.0000052$
 ≈ 13 penalty cases in 2023 \div 2,500,000–3,000,000 estimated number of organizations compliant with HIPAA

²To enhance interpretability of rare penalty events, we scale the raw rate by 10,000, expressing the result as penalties per million organizations. This practice is commonly used in public health and risk assessment to make small event frequencies more meaningful and comparable across large populations [24].

³The data used for the number of HIPAA penalty cases and organizations can be found in Appendix A, Tables IV and V, respectively.

Implementation rate: $0.948\text{--}0.957$

$$= 1 - (0.0000043\text{--}0.0000052 \times 10,000)$$

C. NIS2 $\approx 70\%$

All EU member states were required to transpose NIS2 into national law by October 2024 [18]. NIS2 shows 15.0% initial implementation (4 out of 27 states [26]) rising to 30% by May 2025 (8 out of 27 states [27]), with projections of around 70% (19 out of 27 states) by end of 2025 [25]. For framework comparison purposes, the projected end-of-2025 implementation rate of around 70% represents NIS2's expected implementation maturity.

D. GDPR $\approx 87\%$

According to research by Talend, only 30% of organizations in 2018 and 42% in 2019 were able to respond to data subject access requests within the GDPR-mandated one-month timeframe [28, 29]. This low compliance rate contrasts sharply with later executive attitudes: between 90–92% of business leaders in 2023–2024 studies expressed the belief that companies should respect online privacy [30, 31]. Based on regulatory penalty data relative to the total number of organizations, the GDPR implementation rate is estimated to have reached 87% by 2022. The temporal progression suggests a maturation effect: the 2018 study occurred just 2–4 months after GDPR's implementation, the 2019 study at 12–18 months post-implementation, while the 2023–2024 studies reflect organizational behaviors 5–6 years after the regulation's introduction. Given the absence of comprehensive implementation data, this analysis uses the penalty-derived 87% implementation rate from 2022 as the baseline benchmark.

Success rate calculation⁴:

- 2021: 87% (86.9%)
Penalty rate: $0.0000131 \approx 463$ penalty cases in 2021 \div 35,430,241 organizations in 27 EU member states
Implementation rate: $0.869 = 1 - (0.0000131 \times 10,000)$
- 2022: 87% (86.6%)
Penalty rate: $0.0000134 \approx 493$ penalty cases in 2022 \div 36,715,077 organizations in 27 EU member states
Implementation rate: $0.866 = 1 - (0.0000134 \times 10,000)$

IV. ANALYSIS OF ENFORCEMENT METHODS AND SUCCESS RATES (RQ3)

This section analyzes the relationship between enforcement mechanisms and the success rates (RQ3), with a focus on the impact of monetary penalties. We begin by assessing the business impact of financial penalties in major violation cases. Next, we explore the hypothetical maximum penalties for each framework, using a high-revenue organization (Meta) as

⁴The actual implementation rate is expected to be higher than this figure suggests, and the penalty rate is projected to be lower, because the number of organizations required to comply with GDPR extends beyond those based in the EU. GDPR applies to any organization, regardless of location, that handles the personal data of European residents. The data used for the number of GDPR penalty cases and organizations can be found in Appendix A, Tables VI and VII, respectively.

a benchmark. Finally, we compare these penalties with the success rates evaluated in Section II and propose potential improvements for PCI DSS.

The business impact measures the financial burden of penalties relative to organizational size, calculated as the penalty amount divided by annual revenue.

Business impact calculation (%):

$$(\text{Penalty} \div \text{Annual Revenue}) \times 100$$

A. Potential Maximum Penalty and Business Impact

Even when the same monetary penalty is applied, the financial impact can vary significantly depending on the size of the organization. To standardize our comparison, we assess the potential maximum penalty for a large enterprise, using Meta (annual revenue: \$134.9 billion) as a reference point. Table II summarizes the monetary penalties under each framework.

TABLE II
HYPOTHETICAL MAXIMUM PENALTIES PER FRAMEWORK FOR AN ORGANIZATION WITH \$134.9B REVENUE

	Monetary Enforcement	Business Impact	Potential Max Penalty	Potential Business Revenue	Potential Business Impact
PCI DSS	Max \$1.2M/year (\$0.1M/month [8])	-	\$1.2M (Max penalty)	\$134.9B	0.00089% (1.2M ÷ 134.9B)
HIPAA	Max \$1.5M/year per violation type [15]	0.018%	\$8.4M (4 categories × \$2.1M)	\$134.9B	0.0062% (8.4M ÷ 134.9B)
NIS2	Max ≥€10M or 2% global turnover [18]	-	\$2.7B (2% of 134.9B)	\$134.9B	2% (Max Penalty)
GDPR	Max €20M or 4% of global turnover	0.96%	\$5.4B (4% of 134.9B)	\$134.9B	4% (Max Penalty)

B. Enforcement Methods, Maximum Penalties, and Success Rates Comparison (RQ3)

What is the relationship between enforcement methods and regulatory success?

Table III compares enforcement methods, maximum potential penalties (as business impact), and success rates (from Section II) for each framework, while Fig. 1 visualizes the correlation between monetary penalties, enforcement methods, and success rates. As illustrated, there appears to be a positive correlation between the severity of financial penalties and the success rates of enforcement. Frameworks with higher monetary penalties (such as GDPR and NIS2) generally demonstrate higher success rates, while those with lower penalties (e.g., PCI DSS) tend to show lower enforcement effectiveness.

It is worth noting, however, that HIPAA, despite its relatively low financial penalties, employs additional non-monetary enforcement mechanisms such as public disclosure, imprisonment, and license suspension. These measures may enhance its overall enforcement impact beyond what is reflected in financial terms alone.

TABLE III
COMPARISON OF ENFORCEMENT METHODS, FINANCIAL IMPACT, AND SUCCESS RATES

	Enforcement Methods	Potential Max Penalty	Potential Business Impact	Success Rates
PCI DSS	Max penalty \$1.2M/year (\$0.1M/month [8])	\$1.2M (Max penalty)	0.00089%	32%
HIPAA	Max penalty \$1.5M/year per violation type [15], public disclosure [12], imprisonment [12], license suspension [13]	\$8.4M (4 categories × \$2.1M)	0.0062%	92%
NIS2	Max penalty ≥€10M or 2% global turnover [18], imprisonment varies [18, 32, 33]	\$2.7B (2% of 134.9B)	2%	70%
GDPR	Max penalty €20M or 4% of global turnover, public disclosure [21]	\$5.4B (4% of 134.9B)	4%	87%

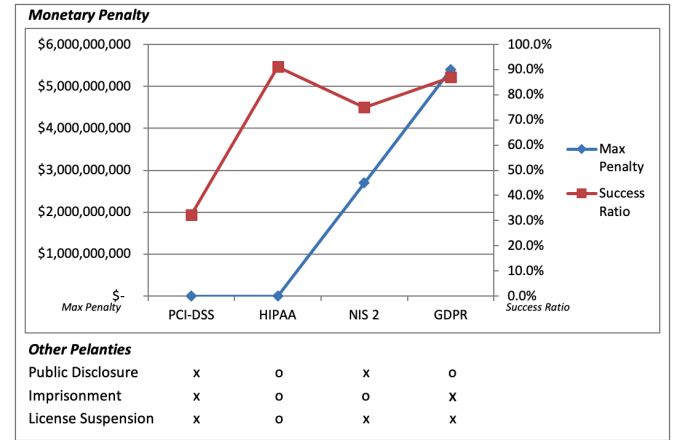


Fig. 1. Comparison of Enforcement Methods, Monetary Penalties, and Success Rates by Framework

C. Recommendations for Enhancing PCI DSS

Drawing on the findings from our analysis, we propose the following recommendations to enhance compliance with PCI DSS.

1) *Recommendation 1 — Focus on non-monetary penalties rather than higher monetary fines:* PCI DSS is not a legal regulation but a standard established by an industry working group. Because it applies only to organizations that process credit card payments, many organizations have a hard time complying with it given the already high cost. Organizations may decide not to use credit cards if the penalties are too high. Therefore, indirect market pressures, such as public disclosure, are preferable rather than high monetary penalties to encourage organizations to comply.

2) *Recommendation 2 — Establish an independent monitoring authority:* The local authority monitoring PCI DSS violations is typically the organization's acquiring bank. Because

this authority (the acquiring bank) is commercially tied to the organization, imposing severe penalties on the organization can be difficult for fear of losing clients. Therefore, an independent authority for monitoring violations could strengthen impartiality and help ensure proper PCI DSS compliance.

V. CONCLUSION

PCI DSS is a well-designed standard that contributes to protecting credit card information. However, many organizations do not comply with PCI DSS due to a lack of understanding and weak enforcement. Even when an organization and its acquiring bank are aware that the organization violated PCI DSS standards, it is feasible for them to continue accepting credit cards with only small monetary penalties.

Thus it is imperative to improve authorities' power to encourage PCI DSS. Authorities should have stronger enforcement powers and be able to provide clear guidelines for ambiguous cases. The structure of central and local authorities should be improved to apply international standards with independent monitoring power instead of using contracted acquiring banks as local authorities. It is also recommended to focus on penalties other than severe monetary ones in order to encourage PCI DSS compliance, rather than measures that risk disrupting card acceptance.

Increasing market pressure is one appropriate approach to PCI DSS enforcement. This includes disclosing PCI DSS compliance status to inform cardholder decisions, thereby potentially affecting the revenues of organizations. An independent authority in charge of this public disclosure could also monitor violations, decide public disclosure cases, respond to unclear cases, and escalate into a central authority.

A central authority could manage, educate, and monitor local authorities. It could also handle escalated cases from local authorities and adjudicate disputes between local authorities and organizations. Empowering central and local authorities appropriately will improve compliance with PCI DSS.

REFERENCES

- [1] Federal Reserve Bank of San Francisco, "2022 findings from the Diary of Consumer Payment Choice," 2022. [Online]. Available: <https://www.frbsf.org/cash/publications/fed-notes/2022/may/2022-findings-from-the-diary-of-consumer-payment-choice/> (Accessed 2025-11-14).
- [2] Security.org Team, "2025 credit card fraud report and statistics," 2025. [Online]. Available: <https://www.security.org/digital-safety/credit-card-fraud-report/> (Accessed 2025-11-14).
- [3] S. U. Syed, "Evaluating the effectiveness of cyber security regulations," M.S. thesis, Governors State University, 2023.
- [4] M. Nicho, H. Fakhry, and H. Nemati, *An integrated security governance framework for effective PCI DSS implementation*. IGI Global, 2013, pp. 177–194. doi:10.4018/978-1-4666-2050-6.ch012
- [5] Verizon Cyber Security Consulting, "2024 payment security report," Verizon Business, Tech. Rep., 2024. [Online]. Available: <https://www.verizon.com/business/resources/Tbe6/reports/2024-payment-security-report.pdf> (Accessed 2025-11-14).
- [6] Office of the Comptroller of the Currency, "Merchant processing," Comptroller's Handbook, 2014. [Online]. Available: <https://www.occ.treas.gov/publications-and-resources/publications/comptrollers-handbook/files/merchant-processing/pub-ch-merchant-processing.pdf> (Accessed 2025-11-14).
- [7] S. Hancock, *PCI DSS version 4.0: A guide to the payment card industry data security standard*. Ely, United Kingdom: IT Governance Publishing, 2024. [Online]. Available: <https://www.itgovernanceusa.com/shop/product/pci-dss-version-40-a-guide-to-the-payment-card-industry-data-security-standard>
- [8] E. Soroush, "PCI non-compliance fees: An expensive mistake," 2025. [Online]. Available: <https://www.securitycompass.com/blog/pci-non-compliance-fees/> (Accessed 2025-11-14).
- [9] M. Salihagic, "Counting the cost of PCI DSS non-compliance," 2024. [Online]. Available: <https://insights.comforte.com/counting-the-cost-of-pci-dss-non-compliance> (Accessed 2025-11-14).
- [10] U.S. Department of Health and Human Services, "How OCR enforces the HIPAA privacy & security rules," November 20, 2023. [Online]. Available: <https://www.hhs.gov/hipaa/for-professionals/compliance-enforcement/examples/how-ocr-enforces-the-hipaa-privacy-and-security-rules/index.html> (Accessed 2025-11-14).
- [11] U.S. Department of Health and Human Services, "Annual civil monetary penalties inflation adjustment (August 8, 2024)," *Federal Register*, vol. 89, p. 64815, 2024. [Online]. Available: <https://www.federalregister.gov/documents/2024/08/08/2024-17466/annual-civil-monetary-penalties-inflation-adjustment> (Accessed 2025-11-14).
- [12] U.S. Department of Health and Human Services, "Summary of the HIPAA Privacy Rule," March 14, 2025. [Online]. Available: <https://www.hhs.gov/hipaa/for-professionals/privacy/laws-regulations/index.html> (Accessed 2025-11-14).
- [13] Federation of State Medical Boards, "About physician discipline," n.d. [Online]. Available: <https://www.fsmb.org/u.s.-medical-regulatory-trends-and-actions/guide-to-medical-regulation-in-the-united-states/about-physician-discipline> (Accessed 2025-11-14).
- [14] U.S. Department of Health and Human Services, "Anthem pays OCR \$16 million in record HIPAA settlement," October 15, 2018. [Online]. Available: <https://www.hhs.gov/hipaa/for-professionals/compliance-enforcement/agreements/anthem/index.html> (Accessed 2025-11-14).
- [15] U.S. Department of Health and Human Services, "Amount of a civil money penalty," 45 C.F.R. § 160.404, 2009. [Online]. Available: <https://www.ecfr.gov/current/title-45/subtitle-A/subchapter-C/part-160/subpart-D/section-160.404> (Accessed 2025-11-14).
- [16] Anthem Inc., "Annual report pursuant to Section 13 or 15(d) of the Securities Exchange Act of 1934 for the fiscal year ended December 31, 2018," U.S. Securities and Exchange Commission, Form 10-K, 2018. [Online]. Available: <https://www.sec.gov/Archives/edgar/data/1156039/000115603919000004/antm-2018123110kq42018.htm> (Accessed 2025-11-14).
- [17] European Union, "Regulation (EU) No 526/2013 concerning the European Union Agency for Network and Information Security (ENISA)," Official Journal of the European Union, pp. 41–58, 2013. [Online]. Available: <https://eur-lex.europa.eu/eli/reg/2013/526/oj/eng> (Accessed 2025-11-14).
- [18] European Union, "Directive (EU) 2022/2555 of the European Parliament and of the Council of 14 December 2022 on measures for a high common level of cybersecurity (NIS 2 Directive)," 2022. [Online]. Available: <https://eur-lex.europa.eu/eli/dir/2022/2555/oj> (Accessed 2025-11-14).
- [19] G. Chassang, "The impact of the EU general data protection regulation on scientific research," *ecancermedicallscience*, vol. 11, 2017. doi:10.3332/ecancer.2017.709
- [20] European Data Protection Board, "Guidelines 9/2022 on personal data breach notification under GDPR," EDPB, Tech. Rep., 2023. [Online]. Available: https://www.edpb.europa.eu/system/files/2023-04/edpb_guidelines_202209_personal_data_breach_notification_v2.0_en.pdf (Accessed 2025-11-14).
- [21] European Parliament and Council, "Regulation (EU) 2016/679," pp. 1–88, Apr 27, 2016. [Online]. Available: <https://eur-lex.europa.eu/legal-content/EN/TXT/PDF/?uri=CELEX:32016R0679> (Accessed 2025-11-14).
- [22] Irish Data Protection Commission, "Data Protection Commission announces conclusion of inquiry into Meta Ireland's EU-US data transfers," Press release, May 22, 2023. [Online]. Available: <https://www.dataprotection.ie/en/news-media/press-releases/Data-Protection-Commission-announces-conclusion-of-inquiry-into-Meta-Ireland> (Accessed 2025-11-14).
- [23] Meta Platforms Inc., "Annual report pursuant to section 13 or 15(d) of the Securities Exchange Act of 1934 for the fiscal year ended December 31, 2023," U.S. Securities and Exchange Commission, Tech. Rep., February 1, 2024. [Online]. Available: <https://www.sec.gov/Archives/edgar/data/1326801/000132680124000012/meta-20231231.htm>

(Accessed 2025-11-14).

- [24] U.S. Department of Health and Human Services (CDC), “Lesson 3: Measures of risk – Section 2: Calculating rates,” Principles of epidemiology in public health practice, n.d. [Online]. Available: https://archive.cdc.gov/www_cdc_gov/csels/dsepd/ss1978/lesson3/section2.html (Accessed 2025-11-14).
- [25] Noerr, “NIS 2 update for Europe (March 2025),” *Noerr Insights*, March 17, 2025. [Online]. Available: <https://www.noerr.com/en/insights/nis-2-update-for-europe-march-2025> (Accessed 2025-11-14).
- [26] European Commission, “Commission takes action to ensure complete and timely transposition of EU directives,” Press release INF/24/5988, November 28, 2024. [Online]. Available: https://ec.europa.eu/commission/presscorner/detail/en/inf_24_5988 (Accessed 2025-11-14).
- [27] European Commission, “Commission calls on 19 member states to fully transpose the NIS2 Directive,” Press release, May 7, 2025. [Online]. Available: <https://digital-strategy.ec.europa.eu/en/news/commission-calls-19-member-states-fully-transpose-nis2-directive> (Accessed 2025-11-14).
- [28] Talend, “The majority of businesses surveyed are failing to comply with GDPR, according to new Talend research,” Press release, September 13, 2018. [Online]. Available: <https://www.talend.com/about-us/press-releases/the-majority-of-businesses-are-failing-to-comply-with-gdpr-according-to-new-talend-research/> (Accessed 2025-11-14).
- [29] Talend, “GDPR compliance rate remains low according to new Talend research,” Press release, December 3, 2019. [Online]. Available: <https://www.talend.com/about-us/press-releases/gdpr-compliance-rate-remains-low-according-to-new-talend-research/> (Accessed 2025-11-14).
- [30] Piwik Pro, “Five years into GDPR: How EU companies balance compliance and effective marketing,” Tech. Rep., September 4, 2023. [Online]. Available: <https://piwik.pro/report/five-years-into-gdpr/> (Accessed 2025-11-14).
- [31] Piwik Pro, “Harmonizing marketing and privacy: How EU organizations are developing their compliant digital marketing strategies,” Tech. Rep., September 4, 2024. [Online]. Available: <https://piwik.pro/report/harmonizing-marketing-and-privacy/> (Accessed 2025-11-14).
- [32] Belgian Federal Parliament, “7 Avril 2019. - Loi établissant un cadre pour la sécurité des réseaux et des systèmes d’information d’intérêt général pour la sécurité publique,” Apr 7, 2019, [in French]. [Online]. Available: http://www.ejustice.just.fgov.be/cgi_loi/change_lg.pl?language=fr&la=F&cn=2019040715&table_name=loi (Accessed 2025-11-14).
- [33] Belgian Federal Parliament, “7 April 2019. Law establishing a framework for the security of network and information systems of general interest for public security,” 2019, unofficial English translation. [Online]. Available: https://encavibis.uni.lu/wp-content/uploads/sites/15/8/2021/12/Belgium_Loi_NIS_Engl.pdf (Accessed 2025-11-14).
- [34] U.S. Department of Health and Human Services (OCR), “Resolution agreements,” n.d. [Online]. Available: <https://www.hhs.gov/hipaa/for-professionals/compliance-enforcement/agreements/> (Accessed 2025-11-14).
- [35] American Hospital Association, “Fast facts on U.S. hospitals, 2025,” 2025. [Online]. Available: <https://www.aha.org/statistics/fast-facts-us-hospitals> (Accessed 2025-11-14).
- [36] Association of American Medical Colleges, “U.S. physician workforce data dashboard,” Tech. Rep., 2023. [Online]. Available: <https://www.aamc.org/data-reports/data/2023-key-findings-and-definitions> (Accessed 2025-11-14).
- [37] Association of American Medical Colleges, “U.S. physician workforce data dashboard,” Tech. Rep., 2024. [Online]. Available: <https://www.aamc.org/data-reports/data/2024-key-findings-and-definitions> (Accessed 2025-11-14).
- [38] C. Luoma, “Business associate breaches,” AHA Trustee Services, n.d. [Online]. Available: <https://trustees.aha.org/articles/872-business-associate-breaches> (Accessed 2025-11-14).
- [39] Enforcement Tracker, “Statistics: Fines imposed over time,” 2023. [Online]. Available: <https://www.enforcementtracker.com/?insights> (Accessed 2025-11-14).
- [40] Hit Horizons, “Breakdown of European companies by country,” 2023. [Online]. Available: <https://www.hithorizons.com/eu/analyses/country-statistics> (Accessed 2025-11-14).

APPENDIX A DATA USED IN SUCCESS RATE CALCULATIONS

TABLE IV
HIPAA ENFORCEMENT CASE COUNTS BY THE HHS OFFICE FOR CIVIL RIGHTS (2022–2023) [34]

Year	Total	Case Breakdown
2022	22	3/28/2022 - 4 case; 7/14/2022 - 1 case; 7/15/2022 - 11 cases;
		8/23/2022 - 1 case; 9/20/2022 - 3 cases; 12/14/2022 - 1 case; 12/15/2022 - 1 case
2023	13	1/3/2023 - 1 case; 2/2/2023 - 1 case; 5/8/2023 - 1 case;
		5/16/2023 - 1 case; 6/5/2023 - 1 case; 6/15/2023 - 1 case; 6/28/2023 - 1 case; 8/24/2023 - 1 case; 9/11/2023 - 1 case; 10/30/2023 - 1 case; 10/31/2023 - 1 case; 11/15/2023 - 1 case; 11/20/2023 - 1 case

TABLE V
ESTIMATED ORGANIZATIONS SUBJECT TO HIPAA

Between 2022 and 2024, HIPAA applied to over 6,000 hospitals (6,093 in 2023) [35], 200,000–300,000 physician practices based on a growing physician workforce [36, 37], and more than 1,200 health insurers. Each hospital typically works with 250–750+ business associates [38]. Accounting for overlap, an estimated 2.0 to 3.0 million organizations—including about 460,000 covered entities and 1.5–2.5 million unique business associates—were consistently subject to HIPAA compliance during this period.

TABLE VI
GDPR PENALTY CASES [39]

Year	Total	Monthly Breakdown
2021	463	Jan-Dec = 32, 35, 48, 34, 36, 34, 47, 24, 44, 33, 39, 57
2022	493	Jan-Dec = 36, 40, 25, 51, 51, 37, 47, 41, 43, 49, 48, 68

TABLE VII
TOTAL NUMBER OF COMPANIES IN EU STATES [40]

Year	Total	Country Breakdown
2021	35,430,241	Austria - 589615; Belgium - 843146; Bulgaria - 382086; Croatia - 217553; Cyprus - 83062; Czechia - 1254110; Denmark - 291188; Estonia - 136867; Finland - 429231; France - 4827641; Germany - 3145703; Greece - 880349; Hungary - 949587; Iceland - 44278; Ireland - 368864; Italy - 4462146; Latvia - 138359; Lithuania - 300186; Luxembourg - 41841; Malta - 52095; Netherlands - 2052683; North Macedonia - 65735; Poland - 2665170; Portugal - 1231887; Romania - 934417; Serbia - 213099; Slovakia - 595131; Slovenia - 185655; Spain - 3416248; Sweden - 1031880; Türkiye - 3600429
		Austria - 583947; Belgium - 888925; Bulgaria - 394135; Croatia - 227408; Cyprus - 87707; Czechia - 1292436; Denmark - 380208; Estonia - 153907; Finland - 442264; France - 5202687; Germany - 3164855; Greece - 917441; Hungary - 976964; Iceland - 44981; Ireland - 389654; Italy - 4579525; Latvia - 145441; Lithuania - 329361; Luxembourg - 45021; Malta - 51506; Netherlands - 2204281; North Macedonia - 66577; Poland - 2675865; Portugal - 1329175; Romania - 974968; Serbia - 205316; Slovakia - 635781; Slovenia - 194876; Spain - 3487503; Sweden - 835543; Türkiye - 3806819
2022	36,715,077	