

SECURITY AND DETECTABILITY ANALYSIS OF UNICODE TEXT WATERMARKING METHODS AGAINST LARGE LANGUAGE MODELS

A PREPRINT

Malte Hellmeier ¹

¹Fraunhofer ISST, 44147 Dortmund, Germany

ABSTRACT

Securing digital text is becoming increasingly relevant due to the widespread use of large language models. Individuals' fear of losing control over data when it is being used to train such machine learning models or when distinguishing model-generated output from text written by humans. Digital watermarking provides additional protection by embedding an invisible watermark within the data that requires protection. However, little work has been taken to analyze and verify if existing digital text watermarking methods are secure and undetectable by large language models. In this paper, we investigate the security-related area of watermarking and machine learning models for text data. In a controlled testbed of three experiments, ten existing Unicode text watermarking methods were implemented and analyzed across six large language models: GPT-5, GPT-4o, Teuken 7B, Llama 3.3, Claude Sonnet 4, and Gemini 2.5 Pro. The findings of our experiments indicate that, especially the latest reasoning models, can detect a watermarked text. Nevertheless, all models fail to extract the watermark unless implementation details in the form of source code are provided. We discuss the implications for security researchers and practitioners and outline future research opportunities to address security concerns.

Keywords Digital Text Watermarking · Information Hiding · Steganography · Large Language Models · Security Evaluation

1 INTRODUCTION

Securing and identifying our data has become increasingly important in recent years, with an emerging focus on text used by large language models (LLMs). The big tech companies utilize massive public and private text data to train their models (Google, 2025a; OpenAI, 2025), which are capable of answering questions and solving complex tasks by generating new text (Zhao et al., 2023). Furthermore, it became increasingly complex to distinguish a text generated by an LLM and a text written by a human (Clark et al., 2021; Köbis and Mossink, 2021).

One possible solution to protect and secure text data lies in the use of watermarking techniques and their adjacent domains, such as information hiding and steganography (Hellmeier et al., 2023). Existing techniques to protect digital text data date back to the 20th century by simply appending an encoded set of whitespaces at the end of a text to hide a secret message or watermark inside it (Kwan, 2013). To date, various techniques have emerged, with different ones focusing especially on LLM (Liu et al., 2025). The security of those watermarking techniques is of utmost importance, as seen by a growing research interest in attacking, benchmarking, and testing existing watermarking methods (Hellmeier et al., 2025a; Yi et al., 2025).

However, little attention has been paid to the detectability and security of watermarks tested in the LLMs themselves. Are existing state-of-the-art LLMs able to detect if a text contains a watermark? Are they able to extract and access the original watermark from a protected text? If such questions can be answered with yes, the watermarking techniques fail their initial aim to safeguard and secure text assets because the LLMs can identify, extract, or remove them.

To solve this gap, the present study aims to analyze ten existing text watermarking techniques in six LLMs to analyze their detectability and security. Based on an extensive implementation testbed, we conducted three main experiments in a controlled setup to close this gap. Consequently, our work makes the following concrete contributions:

- We evaluate the detectability of ten text watermarking algorithms in six different state-of-the-art LLMs
- We evaluate the security and possibility of the same LLMs to extract and identify watermarks.
- We propose concrete suggestions for research and practice on how to improve the security of text watermarking.

Consequently, the paper is structured as follows. This Section 1 already motivated the problem domain and highlighted the concrete contributions. The necessary background information about digital text watermarking, including related work and an introduction to the chosen watermarking algorithms and LLMs for our experiments, is presented in Section 2. The experimental setup, including details of our testbed, is explained in Section 3. The gathered results are presented in Section 4. The interpretation of the results for researchers and practitioners, with its limitations and future research opportunities, is discussed in Section 5. Summarizing remarks are concluded in Section 6. Further details about our experiments are proposed in the Appendix.

2 BACKGROUND & RELATED WORK

The necessary background information required for understanding this work is introduced, along with related work, in the following section. While we focus on making a security analysis

in a real experimental setup for watermarked texts in LLMs, we first discuss digital watermarking and its adjacent domains of steganography and information hiding, and introduce ten algorithms used in our experiments. Next, the necessary background of LLMs is given with an introduction of the chosen LLMs used in the experiments.

2.1 Digital Watermarking

The main idea of *information hiding* lies in embedding data secretly inside other cover data, such as hiding information inside text, image, audio, or video (Ahvanooy et al., 2018b). Various techniques and subdomains have arisen under the umbrella of information hiding. One example is *steganography*, aiming to hide data inside a cover in an invisible way that no one can detect it (Petitcolas et al., 1999). It is often used for secret communication, for example, as a secret message hidden inside a generated cover text that itself has no meaning but serves only as a carrier medium to transfer the secret message. In contrast, *watermarking* also embeds a secret message known as a watermark inside a cover, but aims for robust embedding, copyright protection, and prevention of illegal copying (Ahvanooy et al., 2018b; Alkawaz et al., 2016). Therefore, the transitions between steganography and watermarking are fluid and often differ not in their algorithms themselves, but in their applications.

To maintain clarity, this work analyzes existing methods that can hide a text within another Unicode text, which are partly classified as information hiding, steganography, or watermarking. In this paper, we use the ‘watermark’ term for unification purposes, since it fits the initially introduced problem domain. Existing methods are often classified into the following three categories:

- **Linguistic-based:** These methods change the syntactic or semantic of the cover text by, e.g., replacing synonyms to embed the watermark (Ahvanooy et al., 2022a; Zhang et al., 2024).
- **Format-based:** These methods change the format or layout of the text instead of the semantic content itself (Liu et al., 2025; Zhang et al., 2024). Those techniques alter the font type or color, shift lines by utilizing different distances, add additional invisible characters, or replace specific characters with similar-looking ones (Ahvanooy et al., 2022a; Liu et al., 2025; Zhang et al., 2024).
- **Generation-based:** These coverless methods generate new text based on the watermark, especially relevant for LLMs because they can be integrated during the generation of the model output (Ahvanooy et al., 2022a; Liu et al., 2025).

We focus our analysis on format-based techniques that work on Unicode-encoded text because this paper aims to check the detectability and security of *existing* texts. Techniques like generation-based or linguistic-based are excluded since they either generate entirely *new* content or heavily alter existing text, making them inappropriate for the protection of semantically sensitive text like contracts, poems, or legal documents (Alkawaz et al., 2016).

2.1.1 Chosen Watermarking Algorithms

We used a set of ten related format-based text watermarking methods for our experiments, which are introduced in the follow-

ing and have been compared and implemented in our previous work (Hellmeier et al., 2025a). We focus on techniques that work with plain text, excluding format-based algorithms that make font changes, such as type or color, since LLMs are working format-independently. Those techniques mainly make use of similar-looking characters, known as *Unicode confusables* or homographs, which are defined as “a letter or string that has enough of a visual similarity to a different letter or string that the two may be confused for one another” (Holgers et al., 2006, p. 261). Other techniques use specific characters like whitespaces, control characters, or *zero-width characters* that are valid Unicode characters but invisible to humans due to a displayed width of zero (The Unicode Consortium, 2024).

Table 1: Chosen Watermarking Algorithm Overview

Name	Type	Source
AITSteg	Paper	(Ahvanooy et al., 2018a)
CovertSYS	Paper	(Ahvanooy et al., 2022b)
Innamark	Kotlin	(Fraunhofer ISST, 2025)
LookALikes	Python	(Thompson, 2021)
Rizzo	Paper	(Rizzo et al., 2019)
Sh.-Ur-Ra.	Paper	(Shazzad-Ur-Rahman et al., 2023)
Shiu	Paper	(Shiu et al., 2018)
SNOW	C	(Kwan, 2016)
StegCloak	JS	(KuroLabs, 2020)
UniSpaCh	Paper	(Por et al., 2012)

AITSteg. The proposed algorithm is built to hide and transmit a secret message inside an SMS (Ahvanooy et al., 2018a). It encodes the secret message with a timestamp and length, in our case a watermark, with zero-width characters and inserts it at the beginning of the SMS (Ahvanooy et al., 2018a).

CovertSYS. Four years after the release of AITSteg, the same research group has developed a new method by also encoding the secret message or watermark with zero-width characters, but appending it at the end of an SMS (Ahvanooy et al., 2022b). It is extended by additional mechanisms such as a one-time pad to create an encrypted bit stream (Ahvanooy et al., 2022b).

Innamark. The newest watermarking technique analyzed in this work encodes the watermark into a set of Unicode whitespaces, having similar properties as the default whitespace character (Hellmeier et al., 2025a; Hellmeier et al., 2025b). Based on a one-to-one replacement approach, the watermark is embedded multiple times through all whitespaces without increasing the number of characters (Hellmeier et al., 2025a). The algorithm is published as a Kotlin multiplatform library on GitHub (Fraunhofer ISST, 2025).

LookALikes. The core idea makes use of Unicode confusable replacement. The default configuration uses a substitution table of 23 confusable letters to embed the watermark using binary encoding (Thompson, 2021). The algorithm is published as a Python implementation on GitHub (Thompson, 2021).

Rizzo et al. Another replacement-based technique using Unicode confusables similar to LookALikes is proposed by Rizzo et al., initially published in 2016 (Rizzo et al., 2016) with an

extended fine-grain approach used in this work published in 2019 (Rizzo et al., 2019). It encodes and inserts a watermark by replacing a specific set of two symbols, 14 letters, and eight whitespaces (Rizzo et al., 2019). The watermark is additionally protected using a secret password and a hashing function (Rizzo et al., 2019).

Shazzad-Ur-Rahman et al. A similar approach to Rizzo et al. also makes use of Unicode confusables to replace similar-looking characters and whitespaces combined with an encryption technique (Shazzad-Ur-Rahman et al., 2023). While their initial version can embed five bits inside a whitespace (Shazzad-Ur-Rahman et al., 2021), the updated extended version used in this work can embed six bits per whitespace (Shazzad-Ur-Rahman et al., 2023).

Shiu et al. A completely different technique to embed a watermark is performed by appending a single whitespace at the end of a line or adding line-breaks at specific positions based on the line length (Shiu et al., 2018). The proposed technique is especially made for social media messages displayed on a mobile screen (Shiu et al., 2018), because additional line breaks are not directly noticeable there as they are on a wide screen monitor.

SNOW. One of the oldest ideas for text watermarking and steganography is SNOW, an algorithm working on ASCII text with optional compression and encryption options (Kwan, 2013). It embeds the watermark at the end of the text by appending tabs and whitespaces (Kwan, 2013). Since 2016, a C implementation has been published on GitHub (Kwan, 2016).

StegCloak. Another usage of zero-width characters is used in the open source implementation with additional compression and encryption features (KuroLabs, 2020). The watermark is encoded into a sequence of specific zero-width characters and embedded at a single position within the cover text (Mohanasundar, 2020). The algorithm is published as a JavaScript module on GitHub (KuroLabs, 2020).

UniSpaCh. The last very well-known algorithm proposed in 2011 can be considered as another major milestone in the domain after the invention of SNOW. It embeds a watermark by replacing a whitespace with a set of two small whitespaces and by filling the space at the end of paragraphs and between them with a sequence of whitespaces (Por et al., 2012).

2.2 Large Language Models

The history of *artificial intelligence* (AI) goes back to the 20th century with the main idea of creating technical machines that can replicate the intelligence of humans (Brooks, 1991). Two significant milestones where machines beat humans are rooted in the board games chess and Go. In 1997, the IBM supercomputer Deep Blue, made of 480 chess chips, won against the world champion Garry Kasparov in chess (Hsu, 1999). 19 years later, AlphaGo made by Google won against the world champion Lee Se-dol in multiple Go games in 2016 (Granter et al., 2017). The latter is often regarded as a groundbreaking example of deep learning, a specialized form of *machine learning*. The idea of a machine to learn and process raw data to be able to predict

an output y based on an input x with a simple regression forms the machine learning term as one subset of AI (Granter et al., 2017; LeCun et al., 2015). In contrast, *deep learning* is another specialization of machine learning that “allows computational models that are composed of multiple processing layers to learn representations of data with multiple levels of abstraction” (LeCun et al., 2015, p. 436). Due to the deep-layer structure of deep learning, it is beneficial to discover structures in complex data, enabling image or speech recognition use cases (LeCun et al., 2015). The classification and relationship between the terms are summarized in Figure 1.

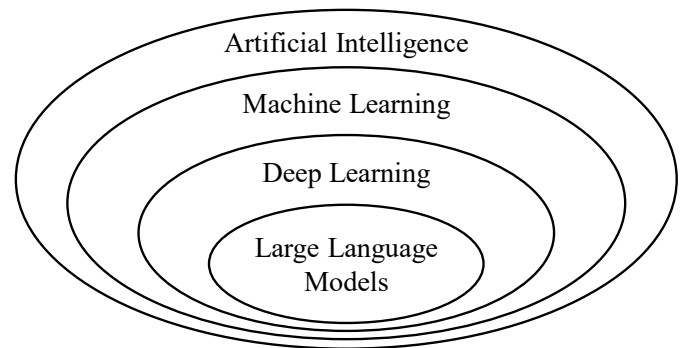


Figure 1: Relationship of AI terms (Stöffelbauer, 2023).

Researchers and practitioners started building and training different models for different tasks. One major field of interest is *natural language processing* (NLP) tasks that involve working with human text and speech in various languages, where deep learning methodologies can be applied. The invention of a *Transformer* architecture helped create dependencies between output and input, allowing for more parallelization and enabling faster training of models (Vaswani et al., 2017). This transformer architecture has led to *LLMs* as models trained on large text datasets to solve complex tasks by generating text (Zhao et al., 2023). For these tasks, *tokenization* is an essential step in NLP and especially for preprocessing during LLM training because it describes the transition of text into units of tokens based on specific tokenization schemes (Naveed et al., 2025; Webster and Kit, 1992).

Following the release of ChatGPT by OpenAI in 2022 (OpenAI, 2022), an overwhelming interest in LLMs emerged in various domains among researchers, companies, and private individuals. After the release of the first deep learning generative pre-trained transformer (GPT) from OpenAI (Radford et al., 2018) up to the latest GPT-5 model released in 2025, various alternative LLMs models arose. In this work, we base our experiments on six widely used and frequently employed LLMs, which are introduced in the following.

2.2.1 Chosen LLMs

We choose six different state-of-the-art LLMs for our experiments and analysis. While different LLM operators have published minor variants of their models, such as mini and nano versions from OpenAI (OpenAI, 2025) or a lite version from

Google Gemini (Google, 2025b), we selected the most powerful versions. All chosen LLMs are introduced in the following and shown in Table 2.

Table 2: Chosen LLMs Overview

Name	Version	System Card
GPT-5	2025-08-07	(OpenAI, 2025)
GPT-4o	2024-11-20	(OpenAI, 2024)
Teuken 7B	instruct-v0.6	(openGPT X, 2025)
Llama 3.3	70B	(Meta, 2025)
Claude Sonnet 4	20250514-v1	(Anthropic, 2025)
Gemini 2.5	Pro	(Google, 2025a)

GPT-5. The latest model from OpenAI is GPT-5 as a successor of most previous 4o, o3, and 4.1 models (OpenAI, 2025). Compared to other GPT models from OpenAI, users had to choose which model best fit their needs before the release of GPT-5, such as o3 if thinking and reasoning were relevant, or the mini models for fast and cost-efficient use cases. In comparison, GPT-5 uses an internal router to determine which model best fits the task based on the prompt, its type, and intent (OpenAI, 2025). It is trained on enormous datasets with high diversity, compared to reasoning over reinforcement learning, to cover a wide range of applications (OpenAI, 2025).

GPT-4o. The 2024 released model from OpenAI has a comparably fast response time and can handle text, images, video, and audio as an *autoregressive omni model* (OpenAI, 2024). The model is primarily trained on publicly available data from the web, code, math, and multimodal data, and also includes non-public data obtained through specific partnerships with OpenAI, with a data cutoff of October 2023 (OpenAI, 2024).

Teuken 7B. The transformer-based LLM model supporting all official 24 European languages and trained with around 60% non-English data is released as a 7B-Base version and an extended 7B-Instruct version (Ali et al., 2024). It is developed under the umbrella of the OpenGPT-X research project by the four research institutes of Fraunhofer, Forschungszentrum Jülich, TU Dresden, and the German Research Center for Artificial Intelligence DFKI (openGPT X, 2025). Due to its European focus, its strengths lie in multilingual tasks with European values across cultures, rather than focusing on specific mathematical and coding tasks (openGPT X, 2025). The data used for pretraining has a cutoff of September 2023 (openGPT X, 2025).

Llama 3.3. Another text-based LLM based on a transformer architecture supporting multiple languages was developed and released as 70B Instruct in 2024 by the American company Meta (Meta, 2025). Similar to the previous Teuken model, it is designed for text-based natural language tasks in the eight supported languages, whereas the training itself was conducted on a broader range of languages (Meta, 2025). The training data is based on publicly available datasets with a cutoff of December 2023 (Meta, 2025).

Claude Sonnet 4. The hybrid reasoning LLM focusing on complex coding tasks has been developed and released by the American company Anthropic (Anthropic, 2025). The training

data is a mix of various sources, including, among others, non-public data from contractors, third parties, users, as well as generated data, and publicly available data from the Internet with a cutoff of March 2025 (Anthropic, 2025).

Gemini 2.5. Google has released different LLMs in their Gemini 2.0 series, whereas this work uses the Gemini 2.5 Pro model, made for text, images, video, audio, and code (Google, 2025a). Due to its reasoning functionality, it is designed and intended for tasks that require coding, advanced understanding, and long contexts, given its maximum input size of 1M tokens (Google, 2025a). The data used for pre-training encompasses a wide range of formats, including publicly available web documents, images, audio, video, and code, with a cutoff date of January 2025 (Google, 2025a).

3 EXPERIMENTAL SETUP

To validate the security and detectability, we employed all the watermarking algorithms introduced in Section 2.1.1 and tested them on the current state-of-the-art LLMs described in Section 2.2.1.

One part of the algorithms has already been published in implemented versions, such as StegCloak in a JavaScript version (KuroLabs, 2020), LookALikes in a Python version (Thompson, 2021), SNOW in a C version (Kwan, 2016), or Innamark in a Kotlin version (Fraunhofer ISST, 2025). The other algorithms are presented only in text form, as described in their respective publications. To build a valid testbed, we implemented all ten text watermarking algorithms in the Java programming language, running Java version 21. For the already implemented algorithms, our Java re-implementation is based on the existing source code and their documentation. For the non-implemented algorithms, we created our own implemented versions based on all the provided information, including pseudo-code and descriptions in the papers. Some algorithms offer additional functionalities, such as encryption techniques and additional passwords. We excluded those functionalities because we aim to test the detectability and security of plain text watermarks and do not want to distort the results by testing whether current LLMs can handle cryptography.

Regarding the used LLMs, we tested the GPT models GPT-5 and GPT-4o using Azure OpenAI. As summarized in Table 2, GPT-5 is used in version 2025-08-07, while GPT-4o is used in version 2024-11-20. The other model versions used are Teuken 7B in its instruction-tuned model, Claude Sonnet 4 with reasoning in version 20250514-v1, and the Pro version of Gemini 2.5. The latter is tested in Google AI Studio¹ since it offers the possibility to configure the model parameters used. We primarily used the default configuration for all models, without making any specific changes, to ensure compatibility, as different models offer varying configurations and parameterizations. Since one part of the tested models are reasoning models, they allow for configuring the reasoning effort, mainly between the values low, medium, and high. Further, most models offer a configuration of the sampling temperature as a decimal number. If

¹Retrieved October 8, 2025, from <https://aistudio.google.com/>

those configurations exist, we set all `reasoning_effort` to `medium`² and the `temperature` to `1.0`³. Since all prompts act as user prompts, we do not configure a specific system prompt. To remain compatible between the LLMs, we used the same configuration and did not activate additional functionalities like the ‘Code execution’ in Google AI Studio for Gemini.

Our primary analysis is divided into three experimental parts, forming a three-tier attacker model, which is presented in the following.

- **Tier A:** Uninformed attacker without further watermarking knowledge (Experiment 1).
- **Tier B:** Partly informed attacker, knowing the used method (Experiment 2).
- **Tier C:** Well-informed attacker, having insider knowledge and code access (Experiment 3).

Each experiment uses a watermarked Lorem ipsum dummy text with an embedded ‘Secret Message’ watermark inside it. The first experiment aims to determine whether current LLMs can detect a watermark. In contrast, the second and third experiments aim to analyze the security by checking if the watermark can be extracted by the LLMs. For transparency and reproducibility, all prompts used during the experimental runs are provided in Appendix 6.1.2.

Experiment 1: Detectability. The first experiment aims to test the detectability of a watermarked text. It assumes a Tier A class of uninformed black-box attackers without having any information about the watermarking method used. We asked every LLM if a given watermarked text contains a watermark or not. To prevent vague answers, we forced the LLMs to either respond with a *Yes* if the text contains a watermark or a *No* if the text does not have any watermark included. Our evaluation clusters the results per-LLM and per-algorithm accuracy, whereas *Yes* is determined as correct answers for watermarked inputs and *No* as correct answers for the original input text without a watermark.

Experiment 2: Security with Name. The second experiment aims to test the security of a watermarked text by checking if the LLMs are able to find and extract the watermark from the text. It assumes a Tier B class of attackers who are aware of the watermarking method used. Therefore, we asked every LLM to extract the watermark by providing the watermarked text and the name of the algorithm or the name of the publication, along with its authors, if no specific algorithm name existed. Similar to the previous experiment, we prevent vague answers by forcing the LLMs to either respond with the extracted watermark or the word *Unsure* if an extraction is not possible. Our evaluation classifies successful outcomes when the full ‘Secret Message’ watermark is extracted, while ignoring additional explanations. Extractions like only ‘secret’ are classified as partial matches, and any other results are considered incorrect and unsuccessful extractions.

²Retrieved October 8, 2025, from <https://learn.microsoft.com/en-us/azure/databricks/machine-learning/model-serving/query-reason-models>

³Retrieved October 8, 2025, from <https://learn.microsoft.com/en-us/azure/ai-foundry/openai/reference>

Experiment 3: Security with Code. The last experiment extends the previous security experiment by additionally providing the source code of the used watermarking algorithm in the user prompt as model input. It assumes a Tier C class of attackers, possessing in-depth knowledge of the watermarking algorithm used. Every chosen watermarking algorithm is implemented in our testbed as a single class, written in the Java programming language, and adheres to a consistent structure. Consequently, every class has an `addWatermark(...)` method to embed a watermark inside a cover and a `getWatermark(...)` method to extract a watermark from a given text. Our evaluation uses the same metrics for successful and unsuccessful extractions as in the previous Experiment 2.

4 RESULTS

The results of each of the three experiments, including identified errors, are presented in the following and interpreted and explained in more detail in the upcoming discussion of Section 5.

General Errors. Even if we explicitly tell the LLMs to only answer with specific words like *Yes* or *No* in Experiment 1, and *Unsure* or the extracted watermark in experiments 2 and 3, they sometimes also answer differently. Here, we see two error classes based on the responses. First, different responses are not compliant with our described Yes-No-Unsure-Watermark format, and the LLMs respond with longer text or explanations instead. In such error cases, we manually trim the output in the upcoming tables to maintain readability. Second, the LLMs believe in having identified the correct watermark, but respond with a wrong String that does not match our ‘Secret Message’ watermark, classified as unsuccessful extraction.

Experiment 1: Detectability. The first experiment has checked if the LLMs detect that a given text contains a watermark. Figure 2 shows the results of all ten tested watermarking algorithms plus the original unwatermarked text, grouped by the LLMs. As can be seen, only GPT-5 and Gemini 2.5 Pro correctly detected all cases by answering ten times *Yes* and one time *No* for the given original unwatermarked text. Claude Sonnet 4 was not able to detect the Innamark watermark, but correctly detected all other cases. The results were significantly worse for the other three LLMs, whereas Teuken 7B was only able to detect the original unwatermarked text and the text watermarked by the StegCloak algorithm.

Figure 3 shows the results of Experiment 1 grouped by the watermarking algorithms. All six tested LLMs were able to detect that the text watermarked by the StegCloak algorithm contains a watermark and that the original text does not contain any watermark. The Innamark algorithm shows the best imperceptibility because it is only detected by GPT-5 and Gemini 2.5 Pro, but goes unnoticed for the other four LLMs.

Experiment 2: Security with Name. The second experiment asks the LLMs to extract the watermark by explicitly mentioning the watermarking algorithm used. The results are shown in Table 3. As can be seen from the table, none of the LLMs were able to extract the full ‘Secret Message’ watermark in any case successfully. Only Gemini 2.5 Pro was able to extract ‘this is a secret message’ from the watermarked text by StegCloak and

Table 3: Extracted Watermarks by the LLMs with Name (Experiment 2)

	GPT-5	GPT-4o	Teuken 7B	Llama 3.3	Claude Sonnet 4	Gemini 2.5 Pro
AITSteg	ZEZRGEPI	Unsure	Unsure	Unsure	Unsure	Unsure
CovertSYS	Unsure	Unsure	I’m sorry, ...	Unsure	Unsure	Unsure
Innamark	Unsure	Unsure	I’m sorry, ...	Innamark	Unsure	Unsure
LookALikes	Unsure	Unsure	I’m sorry, ...	Hello Im Your Father	Unsure	A1
Rizzo	Unsure	Unsure	Unsure	Rizzo, Stefano ...	Unsure	Unsure
Sh.-Ur-Ra.	Unsure	Unsure	I’m sorry, ...	Shazzad-Ur-Ra...	Unsure	Unsure
Shiu	Unsure	Unsure	I’m sorry, ...	Unsure	Hello	Unsure
SNOW	Unsure	Unsure	Unsure	Unsure	Unsure	Unsure
StegCloak	Unsure	Unsure	Unsure	Unsure	Unsure	this is a secret message
UniSpaCh	Unsure	Unsure	I’m sorry, ...	Unsure	Unsure	secret

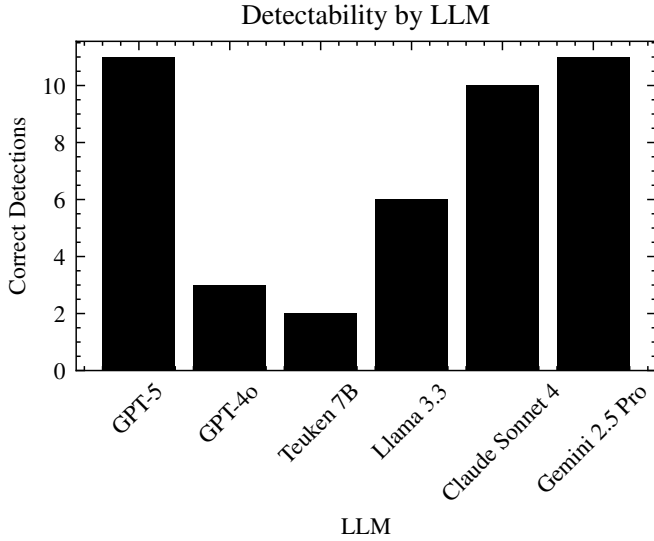


Figure 2: Detectability Analysis by LLM (Experiment 1)

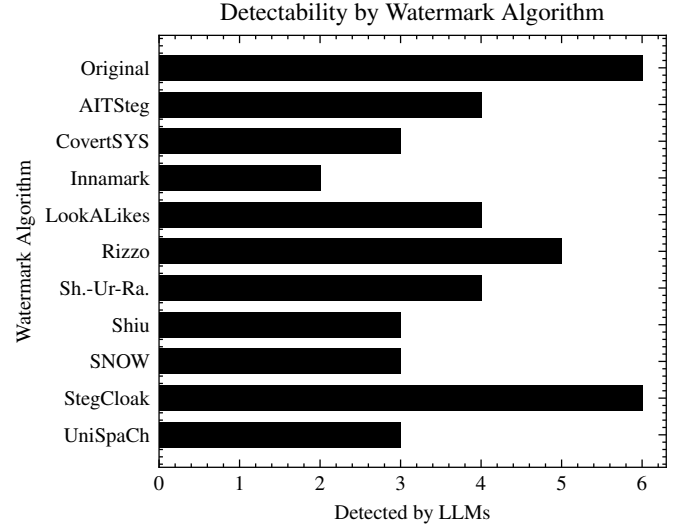


Figure 3: Detectability Analysis by Watermarking Algorithms (Experiment 1)

‘secret’ from the UniSpaCh text. Furthermore, it is noticeable that Teuken 7B was only able to answer in four cases in the given structure with the word *Unsure*. In the other six cases, the instructions were not followed; instead, an apology was issued, and a more detailed explanation was given. Furthermore, Llama 3.3 incorrectly assumed that the names of the algorithms or the authors’ names were used as a watermark in three cases. The majority of results are mostly only *Unsure* with a few exceptions such as ‘A1’ in a Gemini 2.5 Pro case, ‘Hello’ in a Claude Sonnet 4 case, ‘Hello Im Your Father’ in a Llama 3.3 case, and ‘ZEZRGEPI’ in a GPT-5 case as can be inferred from Table 3.

Experiment 3: Security with Code. The last experiment extends Experiment 2 by also passing our Java source code in the prompt to check the security against extractions. Here, we need to exclude the Teuken 7B v0.6 model from Experiment 3 because it has a maximum input size of 4,096 tokens and is therefore unable to process the long input prompt.

Table 4 shows the outputs of all execution runs in this experiment. While in the previous Experiment 2, none of the LLMs were able to extract the watermark, the source code helps the models to understand the structure and process, and they are partly able

to extract the watermark. Since GPT-4o, Llama 3.3, and Claude Sonnet 4 were not able in any case to successfully extract a watermark, GPT-5 and Gemini 2.5 Pro extracted the correct ‘Secret Message’ watermark in five cases when ignoring case sensitivity. Moreover, Claude Sonnet 4, Gemini 2.5 Pro, and GPT-5 have cases where they are able to extract a part of the watermark, like only the word ‘Secret’. It is further noticeable that Claude Sonnet 4 incorrectly assumes in seven cases that the watermark is a version of ‘Hello’ or ‘Hello World’.

5 DISCUSSION

The conducted experiments in this work analyzed the detectability and security of ten existing Unicode-based text watermarking systems in six of the latest LLMs. Digital watermarking techniques aim to protect digital assets from unauthorized copying, thereby strengthening copyright and intellectual property protection (Alkawaz et al., 2016). The now daily use of various LLMs for different tasks highlights the need to scientifically validate if existing watermarking mechanisms are still able to ensure the protection and security, or whether they will become obsolete if LLMs can recognize and extract them. Our conducted

Table 4: Extracted Watermarks by the LLMs with Code (Experiment 3)

	GPT-5	GPT-4o	Teuken 7B	Llama 3.3	Claude Sonnet 4	Gemini 2.5 Pro
AITSteg	Unsure	Unsure	Input token length too short.	Unsure	Hello	Secret Message
CovertSYS	Unsure	Unsure		Unsure	Hello World	Secret!!
Innamark	Secret Message	Unsure		Innamark	Unsure	Secret Message
LookALikes	Secret	Unsure		Hello	Hello World!	Secret Message
Rizzo	Unsure	Unsure		Watermarking extraction failed.	Hello	secret message
Sh.-Ur-Ra.	Secret Message	Unsure		Unsure	Hello World	Secret Message
Shiu	Secret Message	HelloWorld!		Unsure	Hello World!	SIVfHWa:Ilngdee
SNOW	Unsure	Unsure		SNOW	Secret	Unsure
StegCloak	Secret Message	Unsure		Unsure	Secret	Unsure
UniSpaCh	Secret Message	Unsure		Hello World	Hello World!	Unsure

experiments provide support for answering the open points. In the following, we interpret our experimental results by deriving implications for both theory and practice. Furthermore, we discuss the limitations and highlight potential future research opportunities.

5.1 Theoretical and Practical Implications

The first experiment demonstrates that the latest models with reasoning functionality, such as GPT-5 from OpenAI and Gemini 2.5 Pro, can consistently detect and distinguish watermarked text from the original text in all cases. It is reasonable to assume that such Unicode-based text watermarking techniques are not suitable for practical use cases where invisibility and unrecognizability are of great importance. A malicious attacker could process all texts by an LLM to successfully detect if it contains a watermark.

However, the extraction of the original watermark remains impossible in all cases, as shown in Experiment 2. Even if the malicious attacker knows the used watermarking method, all tested LLMs are unable to extract the original watermark successfully in all cases. Consequently, practitioners can still use those watermarking techniques without fear of getting the original watermark extracted quickly. We hypothesize that LLMs will be able to successfully extract watermarks in the near future due to the increasing research and development. Our Experiment 3 has already shown that, with the help of the implemented source code, some LLMs can understand and extract watermarks. Nevertheless, practitioners can apply upstream encryption techniques such as simple passwords or asymmetric options with public and private keys to mitigate the substantial risks of unwanted extractions.

It is further noticeable that some of the tested LLMs tend to respond in a specific way. For example, the Teuken 7B model has issues following the initial instructions to only respond with ‘Unsure’ or the extracted watermark, as shown in Experiment 2 (cf. Table 3). Further, the Claude Sonnet 4 often responded with versions of ‘Hello World’ in Experiment 3 (cf. Table 4). It is conceivable that this is related to the training and structure of the models. Since Claude Sonnet 4 specializes in coding tasks (Anthropic, 2025), it might explain the trend to ‘Hello World’ answers because it is an often-used example string in software development. This leads to specific implications for researchers to review and refine existing models to prevent such a flawed bias.

5.2 Limitations and Future Research

Nevertheless, our conducted research is not free of limitations, as discussed in this section, along with concrete suggestions for future research.

First, our experimental setup analyzes LLM outputs based on a well-defined set of user prompts in a controlled environment with the same settings. Nevertheless, LLMs are non-deterministic, which might lead to another response if the same prompt is asked again in the same setup. Therefore, the results should not be considered individually but rather indicate a general status of detectability and security.

Second, we configured all parameters between the LLMs in a similar way to create comparable results. Nevertheless, parameter tuning can potentially lead to better detectability and more accurate watermark extractions. Future work should analyze the influence of the different parameters to identify a configuration that achieves the best possible results for the watermark extraction application.

Third, we use our implemented testbed of ten text watermarking algorithms in six LLMs. Future research opportunities include extending our study to a larger testbed to compare and analyze even more watermarking methods, LLMs, input texts, and various types of watermarks. Example extensions include, on the one hand, the consideration of other text watermarking techniques, especially those used by LLMs (Liu et al., 2025) such as linguistic-based methods like SynthID used in Google Gemini (Dathathri et al., 2024). On the other hand, other LLMs can be considered and tested in a future analysis, such as the Claude Opus 4 model, which offers additional capabilities (Anthropic, 2025), or models like Qwen from the Alibaba Group (Bai et al., 2023).

6 CONCLUSIONS

We have analyzed the security and detectability of current watermarking mechanisms for digital text. We have implemented ten text watermarking algorithms in a Java testbed and analyzed them in three controlled experiments in six state-of-the-art LLMs. While the detectability and security of text watermarks are underresearched, our results fill the gap by evaluating how current LLMs can detect and extract watermarks from protected text data.

We have found that LLMs are already able to detect and distinguish between watermarked and unwatermarked texts. Nevertheless, they still struggle to extract the original watermark without further information about the initial watermark embedding process. While our results are limited to one input text with a single watermark payload in a single execution run with default settings, future research is needed to expand our analysis for other watermarking mechanisms and LLMs with optimized configurations. Furthermore, both watermarking researchers need to develop mechanisms to be undetectable and secure when a watermarked text is used in LLMs and LLM operators need to improve their models to better detect and extract watermarks.

ACKNOWLEDGEMENTS

This research was supported by the Center of Excellence Logistics and IT, funded by the Fraunhofer-Gesellschaft. We also thank Ernst-Christoph Schrewe for his efforts in supporting the development process of the watermarking testbed. During the preparation of this work, the author utilized AI-assisted tools such as Grammarly, DeepL, and OpenAI GPT models to enhance English language accuracy, including spelling, grammar, and punctuation. The content generated or corrected by these tools was thoroughly reviewed, revised, and edited by the author to ensure accuracy and originality. The author accepts full responsibility for the originality of the final content of this publication.

REFERENCES

- Ahvanooey, M. T., Li, Q., Hou, J., Dana Mazraeh, H., and Zhang, J. (2018a). AITSteg: An Innovative Text Steganography Technique for Hidden Transmission of Text Message via Social Media. *IEEE Access*, 6:65981–65995.
- Ahvanooey, M. T., Li, Q., Shim, H. J., and Huang, Y. (2018b). A Comparative Analysis of Information Hiding Techniques for Copyright Protection of Text Documents. *Security and Communication Networks*, 2018:1–22.
- Ahvanooey, M. T., Zhu, M. X., Mazurczyk, W., and Bendeche, M. (2022a). Information Hiding in Digital Textual Contents: Techniques and Current Challenges. *Computer*, 55(6):56–65.
- Ahvanooey, M. T., Zhu, M. X., Mazurczyk, W., Li, Q., Kilger, M., Choo, K.-K. R., and Conti, M. (2022b). CovertSYS: A systematic covert communication approach for providing secure end-to-end conversation via social networks. *Journal of Information Security and Applications*, 71:103368.
- Ali, M., Fromm, M., Thellmann, K., Ebert, J., Weber, A. A., Rutmann, R., Jain, C., Lübbering, M., Steinigen, D., Leveling, J., Klug, K., Buschhoff, J. S., Jurkschat, L., Abdelwahab, H., Stein, B. J., Sylla, K.-H., Denisov, P., Brandizzi, N., Saleem, Q., Bhowmick, A., Helmer, L., John, C., Suarez, P. O., Ostendorff, M., Jude, A., Manjunath, L., Weinbach, S., Penke, C., Filatov, O., Barth, F., Mirza, P., Weber, L., Wendler, I., Sifa, R., Küch, F., Hertel, A., Jäkel, R., Rehm, G., Kesselheim, S., Köhler, J., and Flores-Herr, N. (2024). Teuken-7B-Base & Teuken-7B-Instruct: Towards European LLMs. arXiv:2410.03730v3.
- Alkawaz, M. H., Sulong, G., Saba, T., Almazyad, A. S., and Rehman, A. (2016). Concise analysis of current text automation and watermarking approaches. *Security and Communication Networks*, 9(18):6365–6378.
- Anthropic (2025). System Card: Claude Opus 4 & Claude Sonnet 4. Retrieved October 8, 2025, from <https://www.anthropic.com/claude-4-system-card>.
- Bai, J., Bai, S., Chu, Y., Cui, Z., Dang, K., Deng, X., Fan, Y., Ge, W., Han, Y., Huang, F., Hui, B., Ji, L., Li, M., Lin, J., Lin, R., Liu, D., Liu, G., Lu, C., Lu, K., Ma, J., Men, R., Ren, X., Ren, X., Tan, C., Tan, S., Tu, J., Wang, P., Wang, S., Wang, W., Wu, S., Xu, B., Xu, J., Yang, Yang, H., Yang, J., Yang, S., Yao, Y., Yu, B., Yuan, H., Yuan, Z., Zhang, J., Zhang, X., Zhang, Y., Zhang, Z., Zhou, C., Zhou, J., Zhou, X., and Zhu, T. (2023). Qwen Technical Report. arXiv:2309.16609v1.
- Brooks, R. A. (1991). Intelligence without representation. *Artificial Intelligence*, 47(1-3):139–159.
- Clark, E., August, T., Serrano, S., Haduong, N., Gururangan, S., and Smith, N. A. (2021). All That’s ‘Human’ Is Not Gold: Evaluating Human Evaluation of Generated Text. In Zong, C., Xia, F., Li, W., and Navigli, R., editors, *Proceedings of the 59th Annual Meeting of the Association for Computational Linguistics and the 11th International Joint Conference on Natural Language Processing*, pages 7282–7296. Association for Computational Linguistics.
- Dathathri, S., See, A., Ghaisas, S., Huang, P.-S., McAdam, R., Welbl, J., Bachani, V., Kaskasoli, A., Stanforth, R., Matejovicova, T., Hayes, J., Vyas, N., Merey, M. A., Brown-Cohen, J., Bunel, R., Balle, B., Cemgil, T., Ahmed, Z., Stacpoole, K., Shumailov, I., Baetu, C., Goyal, S., Hassabis, D., and Kohli, P. (2024). Scalable watermarking for identifying large language model outputs. *Nature*, 634(8035):818–823.
- Fraunhofer ISST (2025). Innamark. Retrieved October 8, 2025, from <https://github.com/FraunhoferISST/Innamark>.
- Google (2025a). Gemini 2.5 Pro. Retrieved October 8, 2025, from <https://modelcards.withgoogle.com/assets/documents/gemini-2.5-pro.pdf>.
- Google (2025b). Gemini models. Retrieved October 8, 2025, from <https://ai.google.dev/gemini-api/docs/models>.
- Granter, S. R., Beck, A. H., and Papke, D. J. (2017). AlphaGo, Deep Learning, and the Future of the Human Microscopist. *Archives of Pathology & Laboratory Medicine*, 141(5):619–621. Editorial.
- Hellmeier, M., Norkowski, H., Schrewe, E.-C., Qarawlus, H., and Howar, F. (2025a). Innamark: A Whitespace Replacement Information-Hiding Method. *IEEE Access*, 13:123120–123135.
- Hellmeier, M., Pampus, J., Qarawlus, H., and Howar, F. (2023). Implementing Data Sovereignty: Requirements & Challenges from Practice. In *Proceedings of the 18th International Conference on Availability, Reliability and Security*, pages 1–9. ACM.
- Hellmeier, M., Qarawlus, H., Norkowski, H., and Howar, F. (2025b). A Hidden Digital Text Watermarking Method Using Unicode Whitespace Replacement. In Bui, T. X., editor, *Proceedings of the 58th Hawaii International Conference on System Sciences*, Proceedings of the Annual Hawaii International Conference on System Sciences, pages 7411–7420. Hawaii International Conference on System Sciences.
- Holgers, T., Watson, D. E., and Gribble, S. D. (2006). Cutting through the Confusion: A Measurement Study of Homograph Attacks. In *ATEC '06: Proceedings of the annual conference on USENIX '06 Annual Technical Conference*, pages 261–266. USENIX Association.
- Hsu, F.-H. (1999). IBM’s Deep Blue Chess grandmaster chips. *IEEE Micro*, 19(2):70–81.
- KuroLabs (2020). StegCloak. Retrieved October 8, 2025, from <https://github.com/KuroLabs/stegcloak>.
- Kwan, M. (2013). How SNOW works. Retrieved October 8, 2025, from <https://darkside.com.au/snow/description.html>.
- Kwan, M. (2016). SNOW. Retrieved October 8, 2025, from <https://github.com/mattkwan-zz/snow>.

- Köbis, N. and Mossink, L. D. (2021). Artificial intelligence versus Maya Angelou: Experimental evidence that people cannot differentiate AI-generated from human-written poetry. *Computers in Human Behavior*, 114:106553.
- LeCun, Y., Bengio, Y., and Hinton, G. (2015). Deep learning. *Nature*, 521(7553):436–444.
- Liu, A., Pan, L., Lu, Y., Li, J., Hu, X., Zhang, X., Wen, L., King, I., Xiong, H., and Yu, P. (2025). A Survey of Text Watermarking in the Era of Large Language Models. *ACM Computing Surveys*, 57(2):1–36.
- Meta (2025). Llama 3.3 Model Card. Retrieved October 8, 2025, from https://github.com/meta-llama/llama-models/blob/main/models/llama3_3/MODEL_CARD.md.
- Mohanasundar (2020). How to Hide Secrets in Strings—Modern Text hiding in JavaScript. Retrieved October 8, 2025, from <https://blog.bitsrc.io/how-to-hide-secrets-in-strings-modern-text-hiding-in-javascript-613a9faa5787>.
- Naveed, H., Khan, A. U., Qiu, S., Saqib, M., Anwar, S., Usman, M., Akhtar, N., Barnes, N., and Mian, A. (2025). A Comprehensive Overview of Large Language Models. *ACM Transactions on Intelligent Systems and Technology*, 16(5):1–72.
- OpenAI (2022). Introducing ChatGPT. Retrieved October 8, 2025, from <https://openai.com/index/chatgpt/>.
- OpenAI (2024). GPT-4o System Card. Retrieved October 8, 2025, from <https://cdn.openai.com/gpt-4o-system-card.pdf>.
- OpenAI (2025). GPT-5 System Card. Retrieved October 8, 2025, from <https://cdn.openai.com/gpt-5-system-card.pdf>.
- openGPT X (2025). Model Card for Teuken 7B-instruct-v0.6. Retrieved October 8, 2025, from <https://huggingface.co/openGPT-X/Teuken-7B-instruct-v0.6>.
- Petitcolas, F. A. P., Anderson, R., and Kuhn, M. G. (1999). Information Hiding – A Survey. *Proceedings of the IEEE*, 87(7):1062–1078.
- Por, L. Y., Wong, K., and Chee, K. O. (2012). UniSpaCh: A text-based data hiding method using Unicode space characters. *Journal of Systems and Software*, 85(5):1075–1082.
- Radford, A., Narasimhan, K., Salimans, T., and Sutskever, I. (2018). Improving Language Understanding by Generative Pre-Training. Retrieved October 8, 2025, from https://cdn.openai.com/research-covers/language-unsupervised/language_understanding_paper.pdf.
- Rizzo, S. G., Bertini, F., and Montesi, D. (2016). Content-preserving Text Watermarking through Unicode Homoglyph Substitution. In Desai, B. C., Toyama, M., Bernardino, J., and Desai, E., editors, *IDEAS '16: Proceedings of the 20th International Database Engineering & Applications Symposium*, pages 97–104. ACM.
- Rizzo, S. G., Bertini, F., and Montesi, D. (2019). Fine-grain watermarking for intellectual property protection. *EURASIP Journal on Information Security*, 2019:10.
- Shazzad-Ur-Rahman, M., Hosen Ornob, M. M., Singha, A., Kaiser, M. S., and Akhter, N. I. (2021). An Effective Text Steganographic Scheme Based on Multilingual Approach for Secure Data Communication. In *2021 Joint 10th International Conference on Informatics, Electronics & Vision (ICIEV) and 2021 5th International Conference on Imaging, Vision & Pattern Recognition (icIVPR)*, pages 1–8. IEEE.
- Shazzad-Ur-Rahman, M., Kaiser, M. S., Alam, M. B., and Nova, S. N. (2023). A Data Hiding Technique Combining Steganography and Cryptography for Secured Communication. In *2023 International Conference on Information and Communication Technology for Sustainable Development (ICICT4SD)*, pages 432–437. IEEE.
- Shiu, H.-J., Lin, B.-S., Lin, B.-S., Huang, P.-Y., Huang, C.-H., and Lei, C.-L. (2018). Data Hiding on Social Media Communications Using Text Steganography. In Cuppens, N., Cuppens, F., Lanet, J.-L., Legay, A., and Garcia-Alfaro, J., editors, *Risks and Security of Internet and Systems*, volume 10694 of *Lecture Notes in Computer Science*, pages 217–224. Springer International Publishing.
- Stöffelbauer, A. (2023). How Large Language Models work. Retrieved October 8, 2025, from <https://medium.com/data-science-at-microsoft/how-large-language-models-work-91c362f5b78f>.
- The Unicode Consortium (2024). *The Unicode Standard, Version 16.0.0*. The Unicode Consortium.
- Thompson, G. (2021). pyUnicodeSteganography Lookalikes. Retrieved October 8, 2025, from <https://github.com/bunnylab/pyUnicodeSteganography/blob/main/pyUnicodeSteganography/lookalikes.py>.
- Vaswani, A., Shazeer, N., Parmar, N., Uszkoreit, J., Jones, L., Gomez, A. N., Kaiser, Ł., and Polosukhin, I. (2017). Attention Is All You Need. In von Luxburg, U., Guyon, I., Bengio, S., Wallach, H., Fergus, R., Vishwanathan, S. V. N., and Garnett, R., editors, *Advances in Neural Information Processing Systems 30*, pages 6000–6010. Neural Information Processing Systems Foundation, Curran Associates Inc.
- Webster, J. J. and Kit, C. (1992). Tokenization as the Initial Phase in NLP. In Zampolli, A., editor, *Proceedings of the 14th Conference on Computational Linguistics*, volume 4, pages 1106–1110. Association for Computational Linguistics.
- Yi, X., Li, Y., Zheng, S., Wang, L., Wang, X., and He, L. (2025). Unified attacks to large language model watermarks: Spoofing and scrubbing in unauthorized knowledge distillation. *Knowledge-Based Systems*, 329:114295.
- Zhang, Y., Huang, C., Liu, S., Huang, L., Yang, T., Zhang, X., and Wu, H. (2024). Screen-shooting resistant robust document watermarking in the Discrete Fourier Transform domain. *International Journal of Network Management*, 35(1):e2278.
- Zhao, W. X., Zhou, K., Li, J., Tang, T., Wang, X., Hou, Y., Min, Y., Zhang, B., Zhang, J., Dong, Z., Du, Y., Yang, C., Chen, Y., Chen, Z., Jiang, J., Ren, R., Li, Y., Tang, X., Liu, Z., Liu, P., Nie, J.-Y., and Wen, J.-R. (2023). A Survey of Large Language Models. arXiv:2303.18223v16.

APPENDIX

6.1 Experimental Details

The following section provides additional details about the original cover text and user prompts used in our experiments, ensuring transparency and reproducibility.

6.1.1 Cover Text

We used the following two paragraph-long *Lorem ipsum* dummy text of 200 words and 1328 characters, including whitespaces, generated with <https://www.lipsum.com> for our experiments. The watermark ‘Secret Message’ was embedded by all ten watermarking algorithms (cf. Section 2.1.1) before passing the watermarked output to the LLMs.

Lorem ipsum dolor sit amet, consectetur adipiscing elit. Aliquam sagittis mattis massa eu accumsan. Quisque auctor nunc felis, at iaculis quam suscipit vel. Praesent sed nunc imperdiet, ornare lorem ut, convallis sem. Morbi mattis augue eget suscipit rhoncus. Curabitur nec malesuada dui.

Morbi eu metus ligula. Proin maximus diam nec vulputate sodales. Vivamus ultrices enim nec lacinia rutrum. Aenean varius tortor eu congue elementum. Praesent elit urna, bibendum a auctor id, vestibulum a sapien. Sed lacus felis, egestas eu lacus convallis, accumsan ullamcorper arcu. Etiam tincidunt dignissim nisi, quis ornare dolor eleifend rhoncus. Integer porta est quis lectus porttitor sodales. Donec varius congue arcu eu feugiat. In luctus nulla eu volutpat blandit. Sed tristique dolor eu sollicitudin suscipit.

Morbi quis ex neque. Fusce at vulputate dolor, pretium consectetur orci. Proin at semper ex, quis sodales nulla. In accumsan urna non pellentesque vulputate. Fusce non erat tempor, cursus tellus at, interdum lectus. Ut pretium risus dolor, at cursus turpis feugiat a. Fusce ut nisl finibus, volutpat mauris quis, dignissim nisi. Morbi id ipsum et tellus hendrerit porta ut et arcu. Nullam finibus libero vitae sem gravida, id molestie nibh commodo. Ut vitae maximus turpis. Etiam ultrices ligula id sapien interdum, eu.

The watermarked text:
`"[WATERMARKED-TEXT]"`

The Java source code:
`````  
`[JAVA-SOURCE-CODE]`  
`````

6.1.2 Prompts

We used the following prompts for our three conducted experiments.

Experiment 1: Detectability. For the first experiment, we asked the LLMs in a new conversation if our watermarked cover text [WATERMARKED-TEXT] has a watermark embedded to check its detectability.

*Does the following text contain a watermark?
 Please only answer with "Yes" or "No".*

`"[WATERMARKED-TEXT]"`

Experiment 2: Security with Name. In the second experiment, we asked the LLMs in a new conversation to extract the watermark from the text. The [ALGORITHM-NAME] is replaced with the official name of the algorithm. In cases where a paper publication lacks a public reference implementation and an application name, we replaced it with the title of the paper and the author names.

Below you will find a watermarked text using the "[ALGORITHM-NAME]" watermarking implementation. Please extract the hidden watermark from the given watermarked text. Please only answer with the extracted watermark or the word "Unsure" if you are not able to extract the watermark.

`"[WATERMARKED-TEXT]"`

Experiment 3: Security with Code. In the last experiment, we asked the LLMs in a new conversation again to extract the watermark from the text. This time, we also provided our implementation as one Java class in [JAVA-SOURCE-CODE].

Below you will find the code of our "[ALGORITHM-NAME]" watermarking implementation. Please use this knowledge to extract the hidden watermark from the given watermarked text. Please only answer with the extracted watermark or the word "Unsure" if you are not able to extract the watermark.