

MiniLingua: A Small Open-Source LLM for European Languages

Anna Aksenova*, Boris Zverkov*, Nicola Dainese,
Alexander Nikitin, Pekka Marttinen

Aalto University
pekka.marttinen@aalto.fi

Abstract

Large language models are powerful but often limited by high computational cost, privacy concerns, and English-centric training. Recent progress demonstrates that small, efficient models with around one billion parameters can deliver strong results and enable on-device use. This paper introduces MiniLingua, a multilingual open-source LLM of one billion parameters trained from scratch for 13 European languages, designed to balance coverage and instruction-following capabilities. Based on evaluation results, the instruction-tuned version of MiniLingua outperforms EuroLLM, a model with a similar training approach but a larger training budget, on summarization, classification and both open- and closed-book question answering. Moreover, it remains competitive with more advanced state-of-the-art models on open-ended generation tasks. We release model weights, tokenizer and source code used for data processing and model training.

Keywords: LLM, pre-training, supervised finetuning

1. Introduction

Large language models (LLMs) have demonstrated remarkable natural language processing and general-purpose reasoning capabilities, becoming widely used in the industry. However, several limitations hinder further research progress. First, many leading LLMs are proprietary, which makes it difficult for researchers and practitioners to reproduce results or adapt them to their own needs. Second, training data and benchmarks are still dominated by English, leading to weaker support for many other languages. Third, large models with tens or hundreds of billions of parameters require high computational cost, which limits their usability in resource-constrained settings.

To address these gaps, we introduce **MiniLingua**, a multilingual small language model trained from scratch with approximately one billion parameters. MiniLingua is designed to support 13 European languages (full list is presented in Figure 1), enabling better access for languages that are often underrepresented. The model is compact enough to allow on-device use, while still being trained with methods that enable instruction-following abilities.

Contributions. The main contributions of this work to the development of multilingual open models development are:

- Base and instruction tuned versions of open-source multilingual LLM for 13 European languages, trained from scratch with one billion parameters.¹

- Fully open source code for data cleaning, pre-training, fine-tuning, and evaluation.²
- Curated multilingual datasets with permissive licenses for research use.^{3 4}

The remainder of this paper is structured as follows. Section 2 reviews related work, followed by the description of our datasets, preprocessing pipeline, and model training procedure (Sections 3–6). Section 7 presents the evaluation setup and results. We conclude with a discussion of the main results and limitations (Sections 8–9).

2. Related Work

LLMs have predominantly been trained with a focus on English; however, recent efforts have led to the emergence of more multilingual models. Some of these models are adaptations of existing monolingual architectures. This approach works best when languages use similar scripts, while distant scripts or rich morphology often reduce transfer quality (Conneau et al., 2020; Malkin et al., 2022). Other works instead focus on training models on multilingual corpora (Martins et al., 2024).

In continued pre-training, tokenization remains a persistent challenge. Subword methods such as BPE and SentencePiece (Sennrich et al., 2016; Kudo and Richardson, 2018) often split words in morphologically rich or non-Latin-script languages into several pieces, leading to longer sequences, higher costs, and uneven performance across

* Equal contribution.

¹<https://huggingface.co/minilingua-ai>

²<https://huggingface.co/minilingua-ai/MiniLingua-1b-Instruct>

³<https://huggingface.co/datasets/minilingua-ai/mcqa-minilingua-sft>

⁴https://github.com/MiniLingua-ai/training_artifacts/tree/main/data

languages (Rust et al., 2021; Velayuthan and Sarveswaran, 2024).

Training the model from scratch, on the other hand, allows for training a tokenizer on a multilingual corpus, facilitating more balanced language representation from the early stages.

For European languages, several small multilingual models have been introduced. LLaMA 3.2-1B (Grattafiori et al., 2024) and Granite-1B (Granite Team, 2024) primarily serve high-resource languages. Aya-8B (Dang et al., 2024), EMMA-500 (Ji et al., 2025), and Apertus (Hernández-Cano et al., 2025) extend coverage, though with uneven quality or larger parameter count. The recent EuroLLM project (Martins et al., 2024) offers the most comprehensive EU coverage, with a tokenizer specifically adapted to European linguistic diversity. However, it is primarily designed for machine translation. In contrast, our work introduces a small multilingual model designed for instruction following, a direction largely unexplored for small model scale and European languages.

Finally, some high-performing multilingual models have recently been released by industry. Gemma-3-1B (Gemma Team et al., 2025), developed by Google DeepMind, is trained on an undisclosed 2T-token dataset. It heavily relies on knowledge distillation from larger models during both pre-training and fine-tuning, and is subsequently aligned using reinforcement learning from human feedback (RLHF) (Ouyang et al., 2022) and additional automated feedback for mathematical and reasoning tasks. SmoLLM2-1.7B (Allal et al., 2025), from Hugging Face, is instead trained on a corpus of 11T tokens through a multi-stage pre-training process, followed by instruction tuning and RLHF; both the dataset and the code are open-sourced. While these industry-developed models represent the current standard, they are either partially closed, or require substantial computational resources. Our work focuses instead on open, reproducible multilingual modeling within academic resource limits.

3. Data

To train MiniLingua, we used several datasets and data sources. Generally, they could be grouped as web pre-training data, high-quality pre-training data, and data for supervised fine-tuning. The relative data distribution for each of these datasets is presented in Figure 1. Although English still accounts for the largest part of the data, it never exceeds 40%, which is significantly smaller compared to other models with which we compare (e.g. 50% for EuroLLM).

3.1. Pre-training data

For general **web data**, we selected the FineWeb-2 corpus (Penedo et al., 2024a), a comprehensive and high-quality dataset covering more than 1000 languages. This corpus outperformed other multilingual datasets such as CC-100 (Wenzek et al., 2020), mC4 (Xue et al., 2021), CulturaX (Nguyen et al., 2024), and HLPT (de Gibert et al., 2024) in various evaluation tasks (Penedo et al., 2024c). The FineWeb-2 dataset was derived from 96 Common Crawl snapshots, collected from summer 2013 through April 2024, processed using the Datatrove data processing library, resulting in approximately 8 terabytes of compressed text containing nearly 3 trillion words (Penedo et al., 2024c).

In addition, we manually collected **high-quality datasets** – news, books, subtitles, encyclopedias, government documents and speech transcripts – for each language in proportions that match our language distribution for training. The source attribution of those datasets is presented in Appendix A.

The **code data** was instead sourced from The Stack v2, a dataset with more than three billion files covering more than 600 programming languages, derived from the Software Heritage archive (Lozhkov et al., 2024). The dataset facilitates training in code generation and programming reasoning.

All the datasets that were used for model training had to go through various cleaning steps depending on the data source. The full flow of the **data cleaning pipeline** is shown in Figure 2. It includes:

1. Language filter with Fasttext language identification models (Joulin et al., 2016).
2. A set of heuristic-based filtering such as too short or too long documents, percentage of bullet lines, percentage of non-alphanumeric characters etc. suggested by Rae et al. (2022).
3. Repetition filter for documents with highly repetitive symbols, words or n-grams (Rae et al., 2022).
4. Use of a multilingual blacklist of inappropriate terms, built from LDNOOBW. In addition, we translated the list of bad words from datatrove (Penedo et al., 2024b) using Google Translate and manually extended and reviewed it with the help of native speakers.
5. Deduplication of documents with high line or paragraph overlap (Rae et al., 2022).
6. Deduplication across training and evaluation datasets using Jaccard similarity to prevent data leakage and ensure fair downstream assessment.

For FineWeb 2, only the obscenity filter and evaluation data deduplication steps were applied due

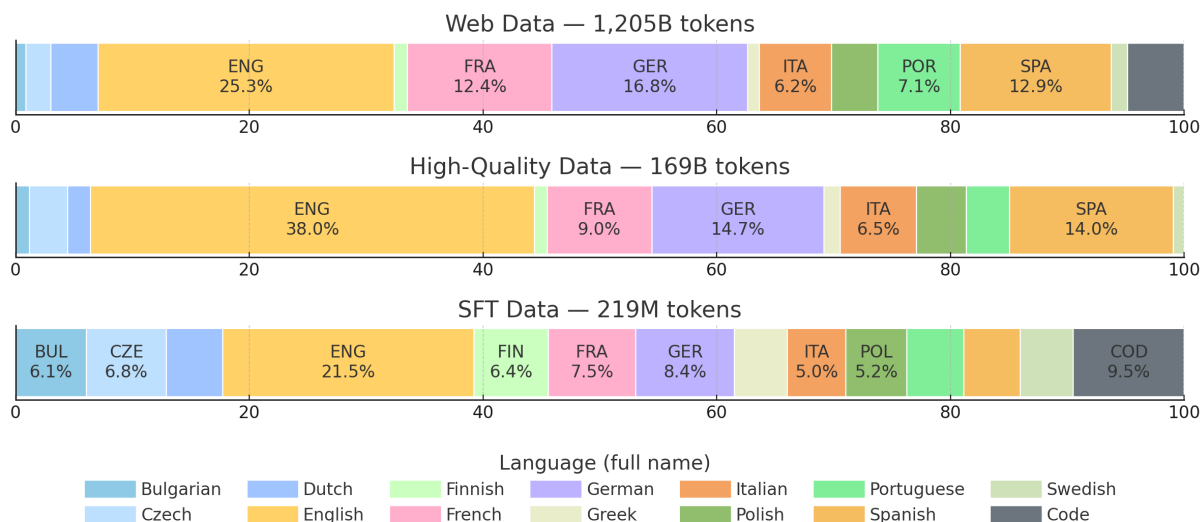


Figure 1: Data distribution per dataset after preprocessing. For all datasets English remains the dominant language, but never exceeds 40% of the data.




Figure 2: Data cleaning pipeline steps. Steps 4 and 6 were applied to Web dataset, all steps were applied to high-quality data, steps 1 and 6 were applied to SFT data.

to the fact that it was rigorously cleaned beforehand. The high quality dataset went through the entire cleaning pipeline, while the Stack went only through the last step.

The pipeline had to be adjusted for different languages following the resulting filtering percentage of the data. Overall, we aimed at keeping 80% of the collected dataset as that was the share we obtained for English data following Gopher guidelines (Rae et al., 2022). More details on preprocessing can be found in the released codebase.

3.2. SFT Data

Because MiniLingua is designed for multilingual and multimodal instruction following, we combined several public instruction-tuning datasets with curated multilingual QA resources to ensure broad coverage and diverse answer formats. From large-scale sources, we used Aya (Singh et al., 2024), Bactrian-X (Li et al., 2023), and LIMA (Zhou et al., 2023), while for code reasoning we adopted Self-OSS-Instruct Code 50k (Wei et al., 2024).

In addition to publicly available instruction-tuning corpora, we curated a multilingual question-answering (QA) dataset to better support instruction following in multiple languages and diverse answer formats. We sourced QA examples from a range of datasets, including grade-school science questions, frequently asked questions, and more. Source datasets are listed in Appendix A.1.

Based on these sources, we used GPT-4o to generate instruction-response pairs with various prompting strategies. For each QA item, we generated instruction-tuning examples by varying *four main factors*: the instruction language (20% English vs 80% the target language), instruction variation (e.g., rewordings), expected answer format (letter, number, or full answer), and output formatting style. This resulted in a wide set of naturalistic and linguistically diverse instruction formats.

Each SFT training instance was wrapped as follows:

- The entire sample begins with the `<|start_of_sequence|>` token.
- The instruction section is enclosed between `<|im_start|>` and `<|im_end|>`.
- If a separate input (i.e., context or supporting information) is present, it follows the instruction text directly before `<|im_end|>`.
- The output (reference response) appears immediately after `<|im_end|>` and continues until the `<|end_of_sequence|>` token.

For example:

```
<|start_of_sequence|><|im_start|>
  Instruction <|im_end|> Response
  <|end_of_sequence|>
```

Instances that exceeded the maximum sequence length of the model were filtered out. This includes both excessively long instructions and completions, which would otherwise be truncated or split inconsistently during training, potentially degrading model performance.

We applied additional heuristics to detect and remove examples that were too short to be meaningful (e.g., one-word replies or instructions like "Say hi"). Language detection was also performed to ensure that both the instruction and response matched the intended language tag. Pairs with mismatches or low classifier confidence (class logit probability) were discarded to avoid introducing noisy supervision (Grave et al., 2018).

4. Tokenizer

To ensure that tokenization is optimized for our target set of languages, we train a tokenizer from scratch.

Vocabulary size. We experiment with four vocabulary sizes, 32K, 64K, 96K and 128K, and train tokenizers on cleaned subsets of the FineWeb corpus. The lower end (32K) is typical for monolingual models of moderate size (under 10B parameters), while the higher end (128K) is commonly used in multilingual models, to accommodate the increased diversity in scripts and morphology. Additionally, prior work has shown that having a vocabulary size divisible by 8 can positively influence training stability and optimization performance, due to tensor layout compatibility in common hardware accelerators (Tao et al., 2024). Consequently, we follow this recommendation in our work.

Evaluation metrics. For evaluation, we use 10% of the data as a validation set and compute the **Normalised Sequence Length (NSL)**, defined as the token per word ratio (lower is better). We further consider two multi-lingual variants of it: the **average NSL**, obtained by averaging per-language NSL scores, and the **weighted NSL**, where each language score is weighted by its dataset size. The former captures *language-agnostic* performance, whereas the latter reflects tokenizer performance under a *real-world language distribution*.

Data mixtures. In multilingual applications, selecting the training data for a tokenizer involves a trade-off between maximizing pre-training efficiency and ensuring balanced performance across languages, regardless of their relative representation. We therefore train tokenizers under four data distributions: *Balanced*, where English accounts for only 20% of the data and no language falls below 3%; *Intermediate*, where English is still downsampled, but low-resource languages make up at least 1%; *Original*, which preserves the pre-cleaning language distribution of the web data; and *Train*, which reflects the post-cleaning distribution.

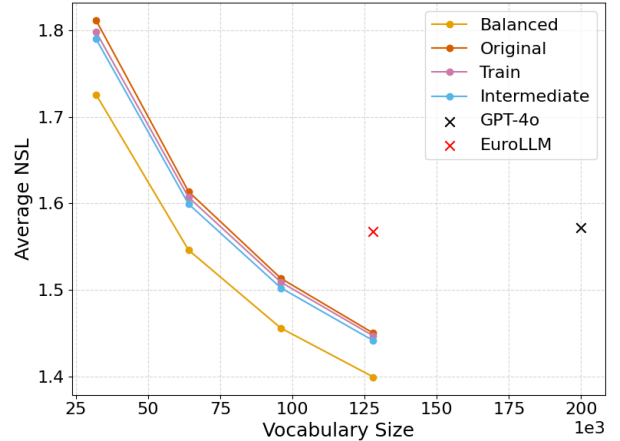


Figure 3: Comparison of NSL for target languages between our tokenizers of varying data mixtures and size with GPT-4o and EuroLLM.

Results. Figure 3 shows the **average NSL** as a function of vocabulary size for different data mixtures. Our best tokenizers consistently outperform both GPT-4o and EuroLLM, despite being trained on significantly smaller datasets. Notably, our largest tokenizers achieve lower NSL than EuroLLM across all data mixtures, even though both use a 128K vocabulary. Compared to GPT-4o, which employs a much larger vocabulary (OpenAI, 2025), our 128K models still deliver better compression for all languages considered, except code and English. The *Balanced* configuration, in par-

ticular, shows strong performance even with only 64K tokens, indicating that proper data mixture design can have a greater effect than vocabulary size alone. Due to its overall superior performance, we adopt the 128K *Balanced* tokenizer for all further experiments.

Figure 4 compares the **NSL across languages** using our trained tokenizer, as well as the tokenizers from EuroLLM, Gemma, and GPT-4o. Overall, our tokenizer achieves the best compression across nearly all evaluated languages. Notably, our tokenizer achieves significantly better compression for lower-resource European languages, particularly Greek, Bulgarian, Finnish, and Czech, while maintaining competitive compression efficiency for English (lower NSL score compared to EuroLLM). These results show that our tokenizer improves coverage for underrepresented languages without compromising performance on high-resource ones.

5. Pre-training

This section outlines the architecture of MiniLingua pre-training. MiniLingua adopts a decoder-only transformer design, following the LLaMA family (Grattafiori et al., 2024). The model integrates modern components such as SwiGLU activations, grouped query attention, rotary positional embeddings, and RMSNorm.

Component	Configuration
Depth	32 decoder layers
Hidden size	1536
FFN size	6144 (SwiGLU)
Attention heads	24 total, 6 key-value (GQA)
Positional encoding	Rotary embeddings (RoPE)
Vocabulary	128,008 tokens
Embedding	Tied input and output layers
Normalization	RMSNorm
Precision	bfloat16
Optimizer	AdamW, $\beta_1 = 0.9$, $\beta_2 = 0.95$, wd=0.01
LR schedule	Warmup–Stable–Decay

Table 1: MiniLingua architecture and training configuration.

The architecture prioritizes depth over width, aligning with recent findings that deeper small models generalize better (Liu et al., 2024; Allal et al., 2025). Grouped Query Attention (GQA) reduces inference costs while maintaining performance (Ainslie et al., 2023; Shazeer, 2019). Rotary Position Embeddings (RoPE) embed positional information directly into queries and keys, improving extrapolation (Su et al., 2023). Shared input-output embeddings lower memory use (Press and Wolf, 2017), and RMSNorm stabilizes training at scale (Zhang and Sennrich, 2019; Touvron et al., 2023). Training is carried out in bfloat16 precision, using AdamW with gradient clipping. It consists of three

consecutive phases: a warmup phase, a stable phase, and a decay phase (Loshchilov and Hutter, 2019; Hägele et al., 2024; Bergsma et al., 2025).

5.1. Small Scale Experiments

We conducted two series of small-scale experiments for estimating the expected loss and effective learning rate and batch size.

We trained three smaller autoregressive transformer models of approximately 30M, 60M, and 110M non-embedding parameters on a representative multilingual web corpus. These models were architecturally aligned with our target 1B parameter model, differing only in depth and width. The detailed configurations are provided in Table 9 of the appendix.

To approximate the scaling law, we fitted a bivariate power-law function to the observed validation losses as a function of model size N (non-embedding parameters) and dataset size D (tokens seen during training) (Hu et al., 2024). The fitted scaling law is defined as:

$$\mathcal{L}(N, D) = L_{\infty} + A_N \cdot N^{-\alpha} + A_D \cdot D^{-\beta} \quad (1)$$

where:

- $\mathcal{L}(N, D)$ is the predicted loss for model size N and dataset size D ,
- L_{∞} is the irreducible loss for an infinite-size model and infinite dataset,
- A_N, A_D are scaling coefficients for model and data dimensions, respectively,
- α, β are the corresponding scaling exponents.

Fitting the scaling law requires training multiple smaller models and evaluating their performance as a function of training FLOPs (Appendix B). The loss curve for the 1B model, predicted via the scaling law, is presented in Figure 5. The results of the scaling law experiments are consistent with the observed training loss. However, given the relatively small model size and limited compute budget, the accuracy of the fit could be improved by training a larger number of models with greater compute.

The second small-scale experiment series was conducted to determine optimal learning rate and batch size configurations for models of varying parameter sizes. This follows recent recommendations to explore hyperparameters on small models (Zhang et al., 2022) and to jointly optimize model and training setup under a fixed compute budget (Hoffmann et al., 2022).

Each model was trained using a constant per-device local batch size that optimizes GPU utilization. The global batch size (GBS) was then increased by distributing training over multiple GPUs. We explored global batch sizes ranging from 32K to 2M tokens, corresponding to 1 to 32 nodes in a

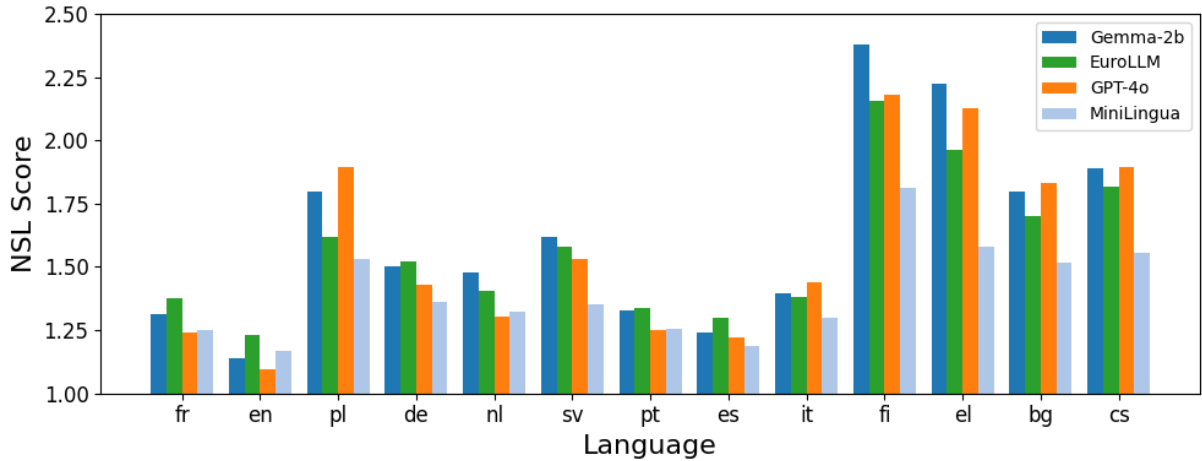


Figure 4: Comparison of NSL per language for MiniLingua (Balanced tokenizer with vocabulary size of 128K), GPT-4o, Gemma and EuroLLM. Our tokenizer shows the most optimal compression rate for the majority of languages without sacrificing performance on English.

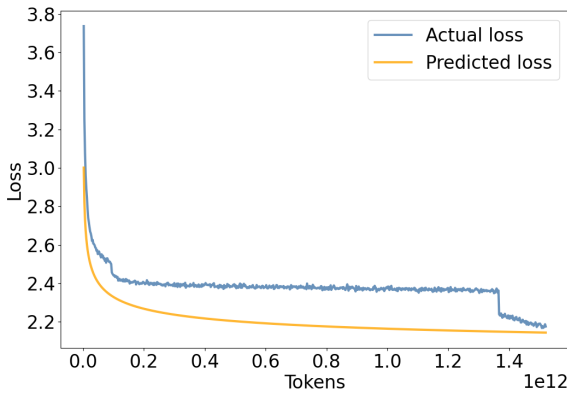


Figure 5: Actual training loss and loss predicted by scaling law formula for one billion size model.

distributed training setting. Learning rates were varied across a grid: 0.0005, 0.001, 0.0025, 0.004, 0.005. Validation loss was measured after a fixed training budget for each configuration.

As a result, global batch size of 2M tokens and learning rate of 5×10^{-5} for the stable stage were selected.

5.2. Training Run

The pre-training phase of our language model lasted approximately 12 days and was executed on 32 nodes with four AMD MI200X GPUs each from the LUMI supercomputer⁵ Training was performed using Megatron-LM framework optimized for AMD architecture. Over this period, the model processed 715,000 training iterations, summing up to approximately 1.2×10^{12} FLOPs.

We followed a Warmup-Stable-Decay (WSD)

(Wen et al., 2024) learning rate schedule: during the warmup stage, the learning rate was linearly increased to 0.0025 over 6000 training steps. In the stable stage, it was held constant at 0.0025 for 40,000 training steps, after which it was reduced to 0.0005 due to declining improvements in performance. In the final 10% of pre-training, the learning rate was linearly decayed to zero.

For the decay stage, we ran some preliminary experiments with different data mixtures. As a result, we adopted a mixture of 30% of high-quality data, and the remaining share of web data distributed as in the stable pre-training stage. More details on experimental mixtures can be found in Appendix C.

Figure 6 shows the training and validation loss curves, with the learning rate indicated by the green dashed line. Several gradient spikes appeared during pre-training, but since they did not lead to divergence and training recovered quickly, we considered them benign. The sharp drop in loss observed during the decay phase is due to the upsampling of high-quality data in this stage, naturally resulting in a lower language modeling loss.

6. Supervised Fine-tuning

To examine the impact of multilingual imbalance, we experimented with three different sampling strategies during fine-tuning: **Original distribution** – using the pre-cleaning web data distribution (see Table 8 in Appendix); **Train distribution** – matching the initial Web Data pre-training proportions (see Figure 1); **Equal distribution** – uniformly sampling with repetition across all languages for equal token count.

After comparison, we selected the **equal distribution** strategy for the final supervised fine-tuning

⁵<https://www.lumi-supercomputer.eu/about-lumi/>

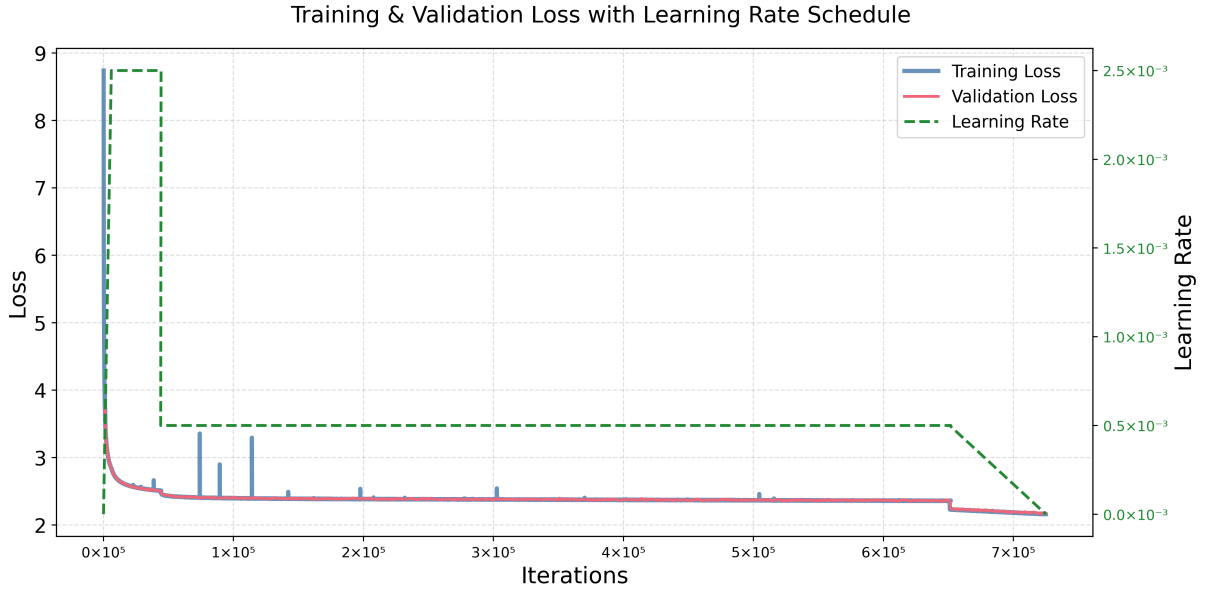


Figure 6: Training and validation loss curves. Loss values were smoothed using a sliding window of 100 steps. Learning rate value corresponding to each iteration is presented in green.

stage. The final run lasted approximately 25 hours on four H200 GPUs and used one epoch over the equally sampled dataset, using repeated samples from underrepresented languages to balance the corpus. The maximum effective batch size was 256. We fixed the learning rate to 2×10^{-5} after preliminary experiments showed that smaller values caused early stagnation, while larger ones led to overfitting. Following common SFT practice, we applied output-token-only loss, masking instruction tokens and training the model solely to predict response tokens.

7. Evaluation

We empirically evaluated MiniLingua against two categories of multilingual language models of approximately the same size.

First, we included **EuroLLM-1.7B**, which follows a similar training setup to ours — pre-training followed by supervised fine-tuning — and was developed under academic settings with a larger overall data and compute budget. This first comparison highlights differences mainly due to dataset composition and basic training methodology.

Second, we compared MiniLingua with industry-developed models **Gemma-3-1B** (Gemma Team et al., 2025) and **SmoLLM2-1.7B** (Allal et al., 2025), from Google DeepMind and Hugging Face respectively, both trained on substantially larger corpora and compute budgets, and aligned with RLHF. This second comparison allowed us to explore the influence of a larger pre-training dataset and the inclusion of an additional alignment stage.

We evaluate both the base and instruction-tuned versions of the models on four benchmarks, and consider an additional one for the instruction-tuned models: **FLORES-200** (Team et al., 2022), a 200-language translation benchmark with 3,001 parallel sentences; **Belebele** (Bandarkar et al., 2024), a 122-language open-book QA dataset with multiple-choice questions; **MMLU-X** (Thellmann et al., 2024), a machine-translated extension of the MMLU benchmark (Hendrycks et al., 2021), covering 57 knowledge domains; **SIB-200** (Adelani et al., 2024), a 200+ language topic classification benchmark from FLORES-200; **MassiveSumm (MSum)** (for instruction-tuned models only), a multilingual summarization benchmark (Varab and Schluter, 2021) with 28.8M news articles in 92 languages.

Evaluation protocol. For multiple-choice question answering and classification datasets, we evaluated the base model by computing the log-probabilities of the candidate answer tokens. For the instruction-tuned models, we instead compared the generated outputs to the expected answers using fuzzy string matching, allowing variation in whitespace and punctuation, but requiring the exact answer to be present. For open-ended generation tasks, we report COMET scores for translation on FLORES (Rei et al., 2020) and ROUGE scores for summarization on MassiveSum (Lin, 2004).

Results. The results for **base model evaluation** are summarized in Table 2. Despite using smaller compute budget and training dataset (up to 5 and 7 times smaller respectively), MiniLingua per-

Table 2: Base model evaluation across multilingual benchmarks using zero-shot prompting.

Model	FLORES \uparrow	Belebele \uparrow	SIB \uparrow	MMLU \uparrow	Data (tokens)	GPU Hours
MiniLingua-1b (ours)	0.343	0.230	0.248	0.240	1.5T	75K
EuroLLM-1.7b	0.360	0.250	0.230	0.250	4T	500K
Gemma-3-1b-pt	0.319	0.220	0.230	0.200	2T	\sim 300K
SmolLM2-1.7b	0.367	0.320	0.240	0.320	11T	– ¹

¹ Training compute is not reported in SmolLM paper.

Table 3: Instruction-tuned model evaluation across multilingual benchmarks with English-language prompts.

Model	FLORES \uparrow	Belebele \uparrow	SIB \uparrow	MMLU \uparrow	MSum \uparrow
MiniLingua-1b-Instruct (ours)	0.681	0.262	0.149	0.245	0.187
EuroLLM-1.7b-Instruct	– ²	0.216	0.124	0.205	0.0138
Gemma-3-1b-it	0.494	0.366	0.558	0.311	0.001
SmolLM2-1.7b-Instruct	0.496	0.369	0.613	0.271	0.015

² EuroLLM results on FLORES are omitted since it was trained on the dataset dev set.

forms competitively with larger and more compute-intensive models. On FLORES-200, our model achieves a COMET score of 0.343, outperforming Gemma-3-1b and approaching EuroLLM-1.7b. In classification and QA tasks such as SIB-200 and MMLU-X, our model surpasses both Gemma and EuroLLM, with 0.248 and 0.240 accuracy, respectively. While SmolLM2-1.7b remains the strongest model overall due to its significantly larger training dataset (11T tokens), our results suggest that with careful data curation, multilingual balancing, and an optimized training strategy, the base model is competitive with the state of the art.

Table 3 reports results of **instruction-tuned models** on multilingual benchmarks using English prompts. The strongest overall model in this comparison is SmolLM2-1.7b-Instruct, followed by Gemma-3-1b-it. Both models benefit from training on larger corpora, as well as alignment through RLHF. In addition, Gemma-3-1b-it SFT phase included distillation of a 27b parameter model. In contrast, MiniLingua-1b-Instruct and EuroLLM-1.7b-Instruct were fine-tuned without human feedback, which explains their weaker performance on strict question answering and classification tasks.

A closer look at task types reveals more nuance. For QA and classification tasks, which require single-letter answers (e.g., Belebele, SIB, MMLU), MiniLingua underperforms compared to aligned models, largely due to incorrect format generation. However, for generation tasks that require to produce open-ended answers in the target language, such as translation (FLORES, in English-to-target) and summarization (MassiveSum), MiniLingua achieves the highest score. Instead, Gemma and SmolLM both fail to consistently output the right

language, defaulting to English and thus achieving a lower score.

Importantly, when comparing to a model of similar scale and resources such as EuroLLM-1.7b-Instruct, MiniLingua consistently performs better across all tasks. This indicates that our focus on balanced multilingual coverage and careful data preparation leads to better outcomes than scaling alone. In other words, MiniLingua is not designed to outperform highly resourced models like SmolLM or Gemma, but rather to provide an open, efficient, and well-documented alternative that delivers strong results for its size and training budget.

8. Conclusions

This work presented the design, development and evaluation of MiniLingua, a multilingual large language model, from data collection and preprocessing to model pre-training and instruction tuning. Even with constrained computational resources, we demonstrated that careful design decisions such as training a balanced tokeniser and curating the dataset can yield competitive results.

Despite its smaller size and reduced training budget, MiniLingua matches or outperforms the larger EuroLLM-1.7B across both base and instruction-tuned settings.

To promote transparency and facilitate further research, we openly release the models, a detailed list of used datasets including licenses, training curves, training configuration files, and evaluation scripts under permissive licenses. We hope that these assets will improve future work on resource-efficient multilingual language models, especially in low- and mid-resource European languages.

9. Limitations

This work has several limitations. First, we did not perform systematic ablation studies on data cleaning strategies or tokenizer vocabulary size. Both were fixed early in the pipeline due to computational constraints. The work was done under tight compute budget of 100K GPU hours, which limited the scope of model variants and experiments we could conduct. Furthermore, our pipeline lacks an explicit alignment stage such as RLHF due to the absence of high-quality multilingual preference data. Furthermore, our evaluations relied largely on translated, English-centric benchmarks, which may introduce cultural bias and reduce generalizability. Finally, we cover only 13 European languages, while there are more languages used in Europe. Future work with broader compute resources and community-driven dataset efforts could help address these limitations.

10. Acknowledgements

We thank Yu Tian and Simo Tuomisto for their assistance with the cluster setup, and Risto Luukkonen for sharing his experience and the ROCm adaptation of the Megatron-LM library. We are also grateful to the native speakers who contributed to the analysis of multilingual data.

We acknowledge CSC – IT Center for Science for granting access to the LUMI supercomputer, owned by the EuroHPC Joint Undertaking, and hosted by CSC (Finland) and the LUMI consortium through Finland.

The supervised fine-tuning and data processing were performed using the computational resources of the Triton supercomputer provided by the Aalto University School of Science “Science-IT” project.

This work was supported by the Research Council of Finland (Flagship programme: Finnish Center for Artificial Intelligence FCAI, and grants 352986, 358246) and EU (H2020 grant 101016775 and NextGenerationEU).

11. Bibliographical References

David Ifeoluwa Adelani, Hannah Liu, Xiaoyu Shen, Nikita Vassilyev, Jesujoba O. Alabi, Yanke Mao, Haonan Gao, and Annie En-Shiun Lee. 2024. [Sib-200: A simple, inclusive, and big evaluation dataset for topic classification in 200+ languages and dialects](#).

Joshua Ainslie, James Lee-Thorp, Michiel de Jong, Yury Zemlyanskiy, Federico Lebrón, and Sumit Sanghai. 2023. [Gqa: Training generalized multi-query transformer models from multi-head checkpoints](#).

Loubna Ben Allal, Anton Lozhkov, Elie Bakouch, Gabriel Martín Blázquez, Guilherme Penedo, Lewis Tunstall, Andrés Marafioti, Hynek Kydlíček, Agustín Piqueres Lajarín, et al. 2025. [SmolLM2: When smol goes big – data-centric training of a small language model](#).

Lucas Bandarkar, Davis Liang, Benjamin Muller, Mikel Artetxe, Satya Narayan Shukla, Donald Husa, Naman Goyal, Abhinandan Krishnan, Luke Zettlemoyer, and Madian Khabsa. 2024. [The belebele benchmark: a parallel reading comprehension dataset in 122 language variants](#). In *Proceedings of the 62nd Annual Meeting of the Association for Computational Linguistics*, pages 749–775. Association for Computational Linguistics.

Shane Bergsma, Nolan Dey, Gurpreet Gosal, Gavia Gray, Daria Soboleva, and Joel Hestness. 2025. [Straight to zero: Why linearly decaying the learning rate to zero works best for llms](#).

Alexis Conneau, Kartikay Khandelwal, Naman Goyal, Vishrav Chaudhary, Guillaume Wenzek, Francisco Guzmán, Edouard Grave, Myle Ott, Luke Zettlemoyer, and Veselin Stoyanov. 2020. [Unsupervised cross-lingual representation learning at scale](#).

John Dang, Shivalika Singh, Daniel D’souza, Arash Ahmadian, Alejandro Salamanca, Madeline Smith, Aidan Peppin, Sungjin Hong, Manoj Govindassamy, et al. 2024. [Aya expand: Combining research breakthroughs for a new multilingual frontier](#).

Ona de Gibert, Graeme Nail, Nikolay Arefyev, Marta Bañón, Jelmer van der Linde, Shaoxiong Ji, Jaume Zaragoza-Bernabeu, Mikko Aulamo, Gema Ramírez-Sánchez, et al. 2024. [A new massive multilingual dataset for high-performance language technologies](#).

Gemma Team, Aishwarya Kamath, Johan Ferret, Shreya Pathak, Nino Vieillard, Ramona Merhej, Sarah Perrin, Tatiana Matejovicova, Alexandre Ramé, Morgane Rivière, et al. 2025. [Gemma 3 technical report](#).

IBM Granite Team. 2024. [Granite 3.0 language models](#).

Aaron Grattafiori, Abhimanyu Dubey, Abhinav Jauhri, Abhinav Pandey, Abhishek Kadian, Ahmad Al-Dahle, Aiesha Letman, Akhil Mathur, Alan Schelten, et al. 2024. [The llama 3 herd of models](#).

Edouard Grave, Piotr Bojanowski, Prakhar Gupta, Armand Joulin, and Tomas Mikolov. 2018. Learning word vectors for 157 languages. In *Proceed-*

- ings of the International Conference on Language Resources and Evaluation (LREC 2018).*
- Dan Hendrycks, Collin Burns, Steven Basart, Andy Zou, Mantas Mazeika, Dawn Song, and Jacob Steinhardt. 2021. Measuring massive multitask language understanding. *Proceedings of the International Conference on Learning Representations (ICLR)*.
- Alejandro Hernández-Cano, Alexander Hägele, Allen Hao Huang, Angelika Romanou, Antoni-Joan Solergibert, Barna Pasztor, Bettina Messmer, Dhia Garbaya, Eduard Frank Āurech, et al. 2025. [Apertus: Democratizing open and compliant llms for global language environments](#).
- Jordan Hoffmann, Sebastian Borgeaud, Arthur Mensch, Elena Buchatskaya, Trevor Cai, Eliza Rutherford, Diego de Las Casas, Lisa Anne Hendricks, Johannes Welbl, et al. 2022. [Training compute-optimal large language models](#).
- Shengding Hu, Yuge Tu, Xu Han, Chaoqun He, Ganqu Cui, Xiang Long, Zhi Zheng, Yewei Fang, Yuxiang Huang, et al. 2024. [Minicpm: Unveiling the potential of small language models with scalable training strategies](#).
- Alexander Hägele, Elie Bakouch, Atli Kosson, Loubna Ben Allal, Leandro Von Werra, and Martin Jaggi. 2024. [Scaling laws and compute-optimal training beyond fixed training durations](#).
- Shaoxiong Ji, Zihao Li, Indraneil Paul, Jaakko Paavola, Peiqin Lin, Pinzhen Chen, Dayyān O'Brien, Hengyu Luo, Hinrich Schütze, et al. 2025. [Emma-500: Enhancing massively multilingual adaptation of large language models](#).
- Armand Joulin, Edouard Grave, Piotr Bojanowski, and Tomas Mikolov. 2016. [Bag of tricks for efficient text classification](#).
- Taku Kudo and John Richardson. 2018. [Sentencepiece: A simple and language independent subword tokenizer and detokenizer for neural text processing](#).
- Haonan Li, Fajri Koto, Minghao Wu, Alham Fikri Aji, and Timothy Baldwin. 2023. [Bactrian-x: Multilingual replicable instruction-following models with low-rank adaptation](#).
- Chin-Yew Lin. 2004. [ROUGE: A package for automatic evaluation of summaries](#). In *Text Summarization Branches Out*, pages 74–81, Barcelona, Spain. Association for Computational Linguistics.
- Zechun Liu, Changsheng Zhao, Forrest Iandola, Chen Lai, Yuandong Tian, Igor Fedorov, Yunyang Xiong, Ernie Chang, Yangyang Shi, et al. 2024. [MobileLLM: Optimizing sub-billion parameter language models for on-device use cases](#).
- Ilya Loshchilov and Frank Hutter. 2019. [Decoupled weight decay regularization](#).
- Anton Lozhkov, Raymond Li, Loubna Ben Allal, Federico Cassano, Joel Lamy-Poirier, Nouamane Tazi, Ao Tang, Dmytro Pykhtar, Jiawei Liu, et al. 2024. [StarCoder 2 and the stack v2: The next generation](#).
- Dan Malkin, Tomasz Limisiewicz, and Gabriel Stanovsky. 2022. [A balanced data approach for evaluating cross-lingual transfer: Mapping the linguistic blood bank](#). In *Proceedings of the 2022 Conference of the North American Chapter of the Association for Computational Linguistics: Human Language Technologies*, pages 4903–4915, Seattle, United States. Association for Computational Linguistics.
- Pedro Henrique Martins, Patrick Fernandes, João Alves, Nuno M. Guerreiro, Ricardo Rei, Duarte M. Alves, José Pombal, Amin Farajian, Manuel Faysse, et al. 2024. [EuroLLM: Multilingual language models for europe](#).
- Thuat Nguyen, Chien Van Nguyen, Viet Dac Lai, Hieu Man, Nghia Trung Ngo, Franck Dernoncourt, Ryan A. Rossi, and Thien Huu Nguyen. 2024. [CulturaX: A cleaned, enormous, and multilingual dataset for large language models in 167 languages](#). In *Proceedings of the 2024 Joint International Conference on Computational Linguistics, Language Resources and Evaluation (LREC-COLING 2024)*, pages 4226–4237, Torino, Italia. ELRA and ICCL.
- OpenAI. 2025. tiktoken: A fast bpe tokenizer for openai models. <https://github.com/openai/tiktoken>. Version v0.12.0, accessed 2025-10-17.
- Long Ouyang, Jeffrey Wu, Xu Jiang, Diogo Almeida, Carroll Wainwright, Pamela Mishkin, Chong Zhang, Sandhini Agarwal, Katarina Slama, Alex Ray, et al. 2022. Training language models to follow instructions with human feedback. *Advances in neural information processing systems*, 35:27730–27744.
- Guilherme Penedo, Hynek Kydlíček, Loubna Ben allal, Anton Lozhkov, Margaret Mitchell, Colin Raffel, Leandro Von Werra, and Thomas Wolf. 2024a. [The fineweb datasets: Decanting the web for the finest text data at scale](#).
- Guilherme Penedo, Hynek Kydlíček, Alessandro Cappelli, Mario Sasko, and Thomas Wolf. 2024b. [Datatrove: large scale data processing](#).

- Guilherme Penedo, Hynek Kydlíček, Vinko Sabolčec, Bettina Messmer, Negar Foroutan, Martin Jaggi, Leandro von Werra, and Thomas Wolf. 2024c. [Fineweb2: A sparkling update with 1000s of languages](#).
- Ofir Press and Lior Wolf. 2017. Using the output embedding to improve language models. In *Proceedings of the 15th Conference of the European Chapter of the Association for Computational Linguistics: Volume 2, Short Papers*, pages 157–163, Valencia, Spain. Association for Computational Linguistics.
- Jack W. Rae, Sebastian Borgeaud, Trevor Cai, Katie Millican, Jordan Hoffmann, Francis Song, John Aslanides, Sarah Henderson, Roman Ring, et al. 2022. [Scaling language models: Methods, analysis & insights from training gopher](#).
- Ricardo Rei, Craig Stewart, Ana C Farinha, and Alon Lavie. 2020. [Comet: A neural framework for mt evaluation](#).
- Phillip Rust, Jonas Pfeiffer, Ivan Vulić, Sebastian Ruder, and Iryna Gurevych. 2021. [How good is your tokenizer? on the monolingual performance of multilingual language models](#). In *Proceedings of the 59th Annual Meeting of the Association for Computational Linguistics and the 11th International Joint Conference on Natural Language Processing (Volume 1: Long Papers)*, pages 3118–3135, Online. Association for Computational Linguistics.
- Rico Sennrich, Barry Haddow, and Alexandra Birch. 2016. [Neural machine translation of rare words with subword units](#). In *Proceedings of the 54th Annual Meeting of the Association for Computational Linguistics (Volume 1: Long Papers)*, pages 1715–1725, Berlin, Germany. Association for Computational Linguistics.
- Noam Shazeer. 2019. [Fast transformer decoding: One write-head is all you need](#).
- Shivalika Singh, Freddie Vargus, Daniel Dsouza, Börje F. Karlsson, Abinaya Mahendiran, Wei-Yin Ko, Herumb Shandilya, Jay Patel, Deividas Matciunas, et al. 2024. [Aya dataset: An open-access collection for multilingual instruction tuning](#).
- Jianlin Su, Yu Lu, Shengfeng Pan, Ahmed Murtadha, Bo Wen, and Yunfeng Liu. 2023. [Roformer: Enhanced transformer with rotary position embedding](#).
- Chaofan Tao, Qian Liu, Longxu Dou, Niklas Muenighoff, Zhongwei Wan, Ping Luo, Min Lin, and Ngai Wong. 2024. [Scaling laws with vocabulary: Larger models deserve larger vocabularies](#).
- NLLB Team, Marta R. Costa-jussà, James Cross, Onur Çelebi, Maha Elbayad, Kenneth Heafield, Kevin Heffernan, Elahe Kalbassi, Janice Lam, et al. 2022. [No language left behind: Scaling human-centered machine translation](#).
- Klaudia Thellmann, Bernhard Stadler, Michael Fromm, Jasper Schulze Buschhoff, Alex Jude, Fabio Barth, Johannes Leveling, Nicolas Flores-Herr, Joachim Köhler, René Jäkel, and Mehdi Ali. 2024. [Towards cross-lingual llm evaluation for european languages](#).
- Hugo Touvron, Louis Martin, Kevin Stone, Peter Albert, Amjad Almahairi, Yasmine Babaei, Nikolay Bashlykov, Soumya Batra, Prajwal Bhargava, et al. 2023. [Llama 2: Open foundation and fine-tuned chat models](#).
- Daniel Varab and Natalie Schluter. 2021. [MassiveSumm: a very large-scale, very multilingual, news summarisation dataset](#). In *Proceedings of the 2021 Conference on Empirical Methods in Natural Language Processing*, pages 10150–10161, Online and Punta Cana, Dominican Republic. Association for Computational Linguistics.
- Menan Velayuthan and Kengatharaiyer Sarveswaran. 2024. [Egalitarian language representation in language models: It all begins with tokenizers](#).
- Yuxiang Wei, Zhe Wang, Jiawei Liu, Yifeng Ding, and Lingming Zhang. 2024. [Magicoder: Empowering code generation with oss-instruct](#).
- Kaiyue Wen, Zhiyuan Li, Jason Wang, David Hall, Percy Liang, and Tengyu Ma. 2024. [Understanding warmup-stable-decay learning rates: A river valley loss landscape perspective](#).
- Guillaume Wenzek, Marie-Anne Lachaux, Alexis Conneau, Vishrav Chaudhary, Francisco Guzmán, Armand Joulin, and Edouard Grave. 2020. [CCNet: Extracting high quality monolingual datasets from web crawl data](#). In *Proceedings of the 12th Language Resources and Evaluation Conference*, pages 4003–4012, Marseille, France. European Language Resources Association.
- Linting Xue, Noah Constant, Adam Roberts, Mihir Kale, Rami Al-Rfou, Aditya Siddhant, Aditya Barua, and Colin Raffel. 2021. [mT5: A massively multilingual pre-trained text-to-text transformer](#). In *Proceedings of the 2021 Conference of the North American Chapter of the Association for Computational Linguistics: Human Language Technologies*, pages 483–498, Online. Association for Computational Linguistics.

Biao Zhang and Rico Sennrich. 2019. [Root mean square layer normalization](#).

Susan Zhang, Stephen Roller, Naman Goyal, Mikel Artetxe, Moya Chen, Shuohui Chen, Christopher Dewan, Mona Diab, Xian Li, et al. 2022. [Opt: Open pre-trained transformer language models](#).

Chunting Zhou, Pengfei Liu, Puxin Xu, Srini Iyer, Jiao Sun, Yuning Mao, Xuezhe Ma, Avia Efrat, Ping Yu, Lili Yu, Susan Zhang, Gargi Ghosh, Mike Lewis, Luke Zettlemoyer, and Omer Levy. 2023. [Lima: Less is more for alignment](#).

A. Appendix

A.1. Additional Dataset Details

In this subsection we report additional details on the datasets employed in this work. In Table 5 and Table 6 we present the details of the web and code datasets used for pre-training. Then, in Table 7 we report the details for the high-quality datasets by language, while the full list of high-quality datasets with their licenses can be found in Table 10. Finally, in Table 8, the details for the pre-existing supervised fine-tuning datasets.

For our **multilingual question-answering (QA) dataset**, we sourced QA examples from a range of datasets, including grade-school science questions in English from AI2 ARC⁶, frequently asked questions from Swedish authorities via SweFAQ⁷, a Czech translation of the TruthfulQA dataset⁸, and multilingual QA resources from CohereLabs Include-base-44⁹ and ExamsQA¹⁰.

B. Scaling Law Fitting Procedure

To estimate a scaling law for the loss function of our final model, we trained several smaller models with a similar protocol of the final run, and then fitted a power law to them.

The models varied in terms of parameter count (26.5M, 62.9M, and 110.6M) and effective dataset sizes (5.8×10^{10} , 8.9×10^{10} , and 1.1×10^{11} tokens). Each model was trained under the same WSD learning rate regime, using the same data mixtures of the final model. Notably, this includes a decay stage for the last 10% of each training run,

⁶https://huggingface.co/datasets/allenai/ai2_arc

⁷<https://spraakbanken.gu.se/en/resources/swefaq>

⁸https://huggingface.co/datasets/CIIRC-NLP/truthful_qa-cs

⁹<https://huggingface.co/datasets/CohereLabs/include-base-44>

¹⁰<https://github.com/mhardalov/exams-qa>

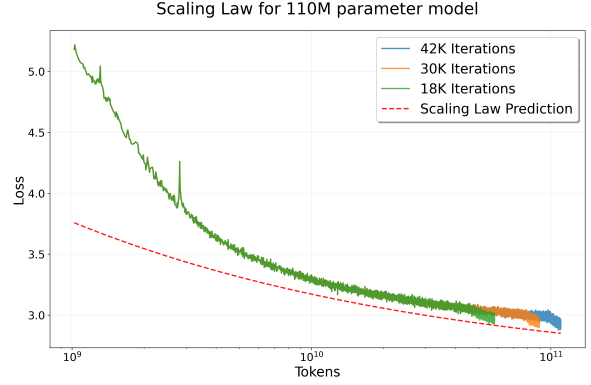


Figure 7: Example of scaling law fitting for 110M parameter model in logarithmic scale.

using the mixture with upsampled high-quality data described in the main text. For each configuration, we recorded the final validation loss after the decay stage, and used those values as fitting targets.

We fitted the parameters $(L_\infty, A_N, \alpha, A_D, \beta)$ using nonlinear least squares optimization with the `scipy.optimize.curve_fit` function. Both model size N and dataset size D were provided as joint inputs, allowing a simultaneous fit of the two scaling dimensions. We constrained the parameters to physically meaningful ranges:

- $L_\infty \in [1, 10]$
- $A_N, A_D > 100$
- $\alpha, \beta \in [0.3, 0.5]$

The fitting was initialized with a moderate learning rate and allowed up to 30,000 function evaluations to ensure convergence. The example of the fitted scaling law for 110M model based on observations is illustrated in Figure 7.

While the overall fit captured the empirical trend, the limited number of data points and narrow model size range naturally constrain precision. Increasing the diversity of training runs (especially larger models and longer training schedules) would further improve the robustness of the estimated exponents α and β .

C. Decay stage data mixture

We experimented with varying percentage of high quality data and upsampling of low resource languages by repeating samples. As shown in Table 4, the best result is obtained by increasing the high-quality data share, while not changing the language distribution. All experiments were conducted for one billion parameter model.

Table 4: **Data mixtures for decay stage.** Effect of data distribution strategies on validation loss and perplexity.

Sampling strategy	High-quality data (%)	Test loss
Pre-train distribution	10	2.30
Upsampled low-resource	10	2.28
Pre-train distribution	30	2.16
Upsampled low-resource	30	2.17

Table 5: **Pre-training web data details.** FineWeb-2 token count and percentage share (over total web data) for each language before cleaning.

Language	Token Count	Percentage
English	325B	30.69%
German	213B	20.12%
Spanish	177B	16.73%
French	177B	16.75%
Italian	78B	7.41%
Dutch	62B	5.90%
Portuguese	107B	10.11%
Polish	50B	4.76%
Swedish	22B	2.16%
Czech	30B	2.86%
Finnish	20B	1.89%
Bulgarian	11B	1.08%
Greek	12B	1.18%
Total	1,292B	100%

Table 7: **High-quality pre-training data details.**

Token counts (rounded to billions) and percentage shares (over total high-quality data) for each language.

Language	Token Count	Percentage
English	71B	34.50%
German	51B	24.64%
Spanish	19B	9.43%
French	26B	12.84%
Italian	10B	4.83%
Dutch	3B	1.50%
Portuguese	6B	2.88%
Polish	5B	2.42%
Swedish	3B	1.22%
Czech	5B	2.24%
Finnish	2B	0.84%
Bulgarian	2B	1.14%
Greek	3B	1.52%
Total	206B	100.00%

Table 6: **Pre-training code data details.** Token count and percentage share (over total code data) for the selected programming languages from the Stack dataset.

Language	Token Count	Percentage
C	5B	10.00%
JSON	12B	25.00%
Markdown	7B	15.00%
Python	5B	10.00%
Shell	1B	2.00%
SQL	5B	10.00%
TeX	4B	8.00%
YAML	5B	10.00%
XML	5B	10.00%
Total	50B	100%

Table 8: **Supervised fine-tuning data details.**

Number of instructions, relative percentage share and token count for each language.

Language	Instruction Count	Percentage	Token Count
Spanish	83,753	6.52%	10M
English	300,113	23.38%	47M
German	98,150	7.65%	18M
French	90,247	7.03%	16M
Finnish	99,795	7.77%	13M
Polish	84,938	6.61%	11M
Portuguese	82,334	6.41%	11M
Italian	84,684	6.60%	11M
Bulgarian	86,279	6.72%	13M
Czech	95,872	7.47%	15M
Greek	67,789	5.28%	10M
Dutch	80,714	6.29%	11M
Swedish	78,930	6.14%	10M
Code	50,644	3.94%	20M
Total	1,3M	100.00%	229M

Table 9: **Model configurations.** Model configurations used for MiniLingua in the scaling law experiments and in the final model.

Model	Layers	Model Dim	FFN Dim	Heads	Seq Len	KV Heads	Head Dim	Params (non-emb)
MiniLingua-30M	12	384	1536	6	2048	3	64	26.6M
MiniLingua-60M	16	512	2048	8	2048	4	64	62.9M
MiniLingua-110M	18	640	2560	10	2048	5	64	110.6M
MiniLingua-1B	32	1536	6144	24	2048	8	64	1.11B

Table 10: **High-quality datasets and licenses.** Dataset name and license for the 35 datasets used in our high-quality multi-lingual dataset for the last phase of pre-training.

Dataset	License
EMEA-V3	Attribution 4.0 International
Europarl	No known copyright restrictions
Opus Books	Copyright-free books
Eurovoc	Creative Commons CC0
News Commentary	Apache License 2.0
Eac_tm	Creative Commons Attribution 4.0 (CC BY 4.0)
Academic Texts CLARIN	MIT License
Opus_100	MIT License
Chitanka (HF)	Apache 2.0
MOSEL	CC BY 4.0
Wikipedia	CC BY-SA 3.0
News	CC BY-NC-ND 4.0
BNC (1951–2021)	CC BY-NC-SA 3.0
CS Academic Abstracts	CC BY 4.0
Academic Texts	CC BY 4.0
Literaturbanken	CC BY 4.0
Poems	CC BY 4.0
SVT News 2022	CC BY 4.0
CLEAR Drugs and Notes	CC BY 4.0
Multilingual Medical Corpus	Apache 2.0
OpenSubtitles	Apache 2.0
Academic Texts 2	CC BY 4.0
Swedish Books	CC BY 4.0
WMT17	CC BY 4.0
Yle News	CC BY
CurliCat Polish Corpus (ELRC-SHARE)	CC BY-SA 4.0
Clarin-PL Corpus	CC BY 4.0
European Language Grid Corpus	CC BY 4.0
Czech SYN2015	Academic use
ParlSpeechv2	CC0 1.0
Ylilauta (Kielipankki)	CC BY-NC
JRC-Acquis	Public domain (JRC-Acquis license)
Suomi24 (2018-2020)	ACA+NC
BG News	CC BY 4.0
OpenCulture	CC0 1.0