

# Video Reality Test: Can AI-Generated ASMR Videos fool VLMs and Humans?

Jiaqi Wang<sup>1\*</sup> Weijia Wu<sup>2\*</sup> Yi Zhan<sup>1</sup> Rui Zhao<sup>2</sup> Ming Hu<sup>1</sup>  
James Cheng<sup>1</sup> Wei Liu<sup>3</sup> Philip Torr<sup>4</sup> Kevin Qinghong Lin<sup>4</sup>✉

<sup>1</sup>CUHK <sup>2</sup>NUS <sup>3</sup>Video Rebirth <sup>4</sup>University of Oxford

<https://video-reality-test.github.io/>

## Abstract

Recent advances in video generation have produced vivid content that are often indistinguishable from real videos, making AI-generated video detection an emerging societal challenge. Prior AIGC detection benchmarks mostly evaluate video without audio, target broad narrative domains, and focus on classification solely. Yet it remains unclear whether state-of-the-art video generation models can produce immersive, audio-paired videos that reliably deceive humans and VLMs. To this end, we introduce Video Reality Test, an ASMR-sourced video benchmark suite for testing perceptual realism under tight audio-visual coupling, featuring the following dimensions: (i) **Immersive ASMR video-audio sources**. Built on carefully curated real ASMR videos, the benchmark targets fine-grained action-object interactions with diversity across objects, actions, and backgrounds. (ii) **Peer-Review evaluation**. An adversarial creator-reviewer protocol where video generation models act as creators aiming to fool reviewers, while VLMs serve as reviewers seeking to identify fakeness. Our experimental findings show: The best creator Veo3.1-Fast even fools most VLMs: the strongest reviewer (Gemini 2.5-Pro) achieves only 56% accuracy (random 50%), far below that of human experts (81.25%). Adding audio improves real-fake discrimination, yet superficial cues such as watermarks can still significantly mislead models. These findings delineate the current boundary of video generation realism and expose limitations of VLMs in perceptual fidelity and audio-visual consistency.

## 1. Introduction

Recent advances in video generation models [10, 19, 38] such as Sora2 [39] and Veo3.1 [8] have demonstrated remarkable progress in producing visually coherent and tem-

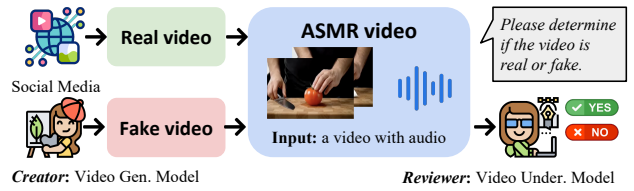


Figure 1. **Illustration of Video Reality Test**. An ASMR video with audio is sourced either from a real social-media creator or a video generation model (creator), and the reviewer (a video understanding model or human) must decide whether the video is real or AI-generated.

porally consistent videos that are increasingly indistinguishable from real-world videos. Notably, these models [14, 20, 30, 46] further support synchronized audio, delivering fully immersive experiences. This rapid progress underscores the urgent need for robust methods to differentiate AI-generated videos from real ones.

Existing video generation and understanding benchmarks [5, 15, 32] target fine-grained object-activity interactions, emphasizing physical-law violations [5, 15, 33], temporal consistency [37], or creative theme control [4]. While these aspects aim to make fakes appear more realistic, they largely overlook the fundamental question of *real vs. fake* i.e. whether generated videos can truly deceive human audience or VLMs. By contrast, AIGC detection benchmarks [4, 6, 36, 52] aim to judge real vs. fake but underplay audio like its temporal alignment with visual actions and its contribution to immersion. These cues dominate **Autonomous Sensory Meridian Response (ASMR)** style videos that convincingly mimic human activities (e.g., cutting or tapping), which are carefully produced for engagement and highly sensitive to perceptual authenticity, thus even minor visual or auditory artifacts break the sensory effect, helping explain why such content readily deceives viewers on social media. Hence, ASMR offers an ideal testbed for real-fake video detection.

To this end, we propose **Video Reality Test**, an AIGC benchmark for evaluating whether frontier video generators

\*Equal Contribution.

✉Corresponding Author.

Table 1. **Comparison of Video Reality Test and existing benchmarks.** Ours is (i) the unified benchmark containing real and fake pair videos, (ii) for evaluating both VLMs and VGMs, (iii) the first peer-review evaluation prototype, and (iv) multi-modality containing text description about video content, start-frame image along with the audio. MCQ stands for multiple-choice question.

Category	Benchmark	Video Source			Participants			Eval. Prototype	Multi-Modal Inputs		
		Real	Fake	Pair	VLM	VGM	Human		Text	Image	Audio
Video Generation	VBench [15]	✗	✗	✗	✗	✓	✓	Acc.	✗	✗	✗
	VideoPhy [5]	✗	✗	✗	✗	✓	✓	Acc.	✗	✗	✗
	PhyGenBench [32]	✗	✗	✗	✗	✓	✓	VLM-as-Judge	✗	✗	✗
Video Understanding	SEED-Bench [21]	✓	✗	✗	✓	✗	✓	MCQ, Acc.	✓	✗	✗
	MV-Bench [23]	✓	✗	✗	✓	✗	✗	MCQ, Acc.	✓	✗	✗
	TempCompass [28]	✓	✗	✗	✓	✗	✓	VLM-as-Judge, Acc.	✓	✗	✗
AIGC Detection	GenVideo [6]	✓	✓	✗	✓	✗	✗	Acc.	✗	✗	✗
	LOKI [52]	✓	✓	✓	✓	✗	✓	VLM-as-Judge, MCQ, Acc.	✓	✗	✗
	IPV-Bench [4]	✓	✓	✗	✓	✓	✓	VLM-as-Judge, MCQ, Acc.	✓	✗	✗
	<b>Video Reality Test (Ours)</b>	✓	✓	✓	✓	✓	✓	<b>Peer Review</b>	✓	✓	✓

can produce ASMR videos that fool top-performing VLMs and humans. We collect 1,400 high-quality ASMR videos from social media and curate 149 diverse real samples covering duration, objects, actions, and backgrounds. For fake videos, each generator contributes its own outputs, producing a dataset of size  $149 \times (1 + K)$ . This makes our benchmark a dynamic competitive *arena* of continuously updated synthetic samples. We also categorize each video as easy or hard: easy clips feature short, single-step actions in uniform scenes, whereas hard clips involve longer, multi-step activities with diverse materials in complex environments.

To jointly characterize the capability boundary of video generation models (VGM) as well as the limitations of video understanding models, we introduce a **Peer-Review evaluation**: *VGMs act as creators* aiming to fool all reviewers, while *VLMs act as reviewers* detecting fakes. As illustrated in Fig. 1, video generators are evaluated by how well they fool VLMs, and VLMs are ranked by their accuracy in distinguishing real from generated content. This reciprocal design establishes a coupled, adversarial framework for jointly benchmarking video generation and video understanding models.

Build on top of our Video Reality Test benchmark, our evaluation reveals key insights that (i) even state-of-the-art VLMs fall short on Video Reality Test, with Gemini-3-Pro achieving an average accuracy of only 76.27 across seven VLMs, far behind the human score of 89.11; while VGMs like Veo3.1-fast generate highly realistic videos, with only 12.54% detected as fake by VLMs, demonstrating strong ability to deceive state-of-the-art detectors. (ii) We also observe a strong bias for VLMs to classify videos as real rather than fake, with up to 71% of videos labeled real across both real and generated samples. (iii) Moreover, incorporating audio generally improves performance by approximately 5 points, as audio generated by current video generation models is often poorly aligned with visual content (e.g., Sora2 produces human voices instead of continuous ASMR sounds, whereas Veo3.1-fast generates more action-specific audio.) (iv) Watermarks further bias the evaluation: top VLMs take the Sora2 watermark as the shortcut

reaching 95.43 detection accuracy on watermarked videos, but dropping to 52.4—barely above random chance—after watermark removal, demonstrating that high accuracy can largely stem from superficial cues rather than genuine perceptual understanding. In summary, our contributions are three-folds:

- **Video Reality Test benchmark.** We curate a first ASMR-sourced benchmark emphasizing tight audio–visual coupling and perceptual fidelity: 149 real clips carefully selected with diversity in duration, objects, actions, and backgrounds, plus easy and hard splits.
- **Peer-Review Evaluation.** We introduce a novel “creator-reviewer” protocol that jointly benchmarks video generation and understanding: video generators act as creators aiming to fool reviewers; VLMs act as reviewers identifying fakes. Generators are scored by fooling rate; reviewers by real and fake accuracy.
- **Extensive findings and insights.** We benchmark frontier models and reveal limits of current VLMs: the best creator (Veo3.1-Fast) reduces the strongest reviewer (Gemini 2.5-Pro) to 56% accuracy (chance 50%), trailing human experts at 81.2%; audio consistently improves discrimination, yet superficial cues (e.g. watermarks) still mislead models—exposing gaps in perceptual fidelity and audio–visual consistency.

## 2. Related Work

### 2.1. AI-Generated Video Detection

The rapid advancement of generative models has produced highly realistic videos, raising concerns about misinformation and content authenticity [17], which has motivated research on detecting AI-generated or manipulated videos [26]. Early efforts on AI-generated video detection primarily targeted facial forgeries, with benchmarks such as FaceForensics++ [41], DFDC [9], and Celeb-DF [24] driving progress in detecting spatial artifacts. Subsequent studies leveraged frequency-domain inconsistencies [29, 48], temporal dynamics [35, 56], and audio–visual cues [18] to enhance generalization. As diffusion-based generators produce videos with unprecedented realism and temporal co-

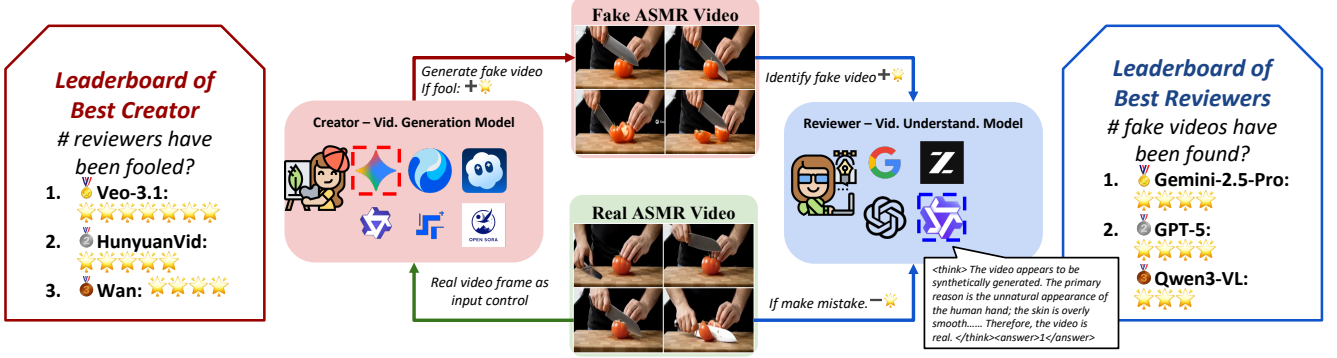


Figure 2. **An overview of Peer-Review framework for ASMR video reality testing.** Video generation models (“creators”) attempt to synthesize fake ASMR videos that can fool multimodal reviewers, while video-understanding models (“reviewers”) aim to detect fakes. Leaderboards on both sides highlight which creators deceive the most reviewers and which reviewers identify the most fake videos, revealing a competitive peer-review process between generation and detection.

herence, recent works [31, 45, 54] have begun exploring motion-level inconsistencies and high-order temporal statistics, while complementary efforts such as SynthID [11] address provenance and traceability. Unlike previous works, Video Reality Test jointly assesses audio–visual realism and models detection as an adversarial process between generation and understanding.

## 2.2. Video-Audio Understanding and Generation

**Joint Video–Audio Understanding.** Joint video–audio understanding poses advanced requirement beyond vision. Early works leveraged natural audio and visual synchrony for self-supervision—transferring visual knowledge to audio [2], learning audio–visual correspondence [1, 34], and advancing sound source separation and event localization [44, 53]. Recent omni-modal foundation models ([50, 51]) emphasize unified video–audio perception and reasoning, and arrive with new audio-visual evaluation suites [13, 22, 25]. Whereas most benchmarks center on real-world video samples, our suite complements this space by introducing AI-generated videos with synthetic audio, enabling holistic evaluation on both *real* and *fake* content. Tab. 1 presents a comprehensive comparison of Video Reality Test and existing benchmarks, highlighting their relationships and key differences. We then outline the primary objectives of existing video understanding and generation benchmarks in each domain.

**Joint Video-Audio Generation.** Recent studies have advanced joint audio–video synthesis through diffusion and transformer frameworks. MM-Diffusion [42] first established cross-modal denoising for synchronized audio–visual generation, followed by AV-DiT [47], which achieves efficient joint modeling via shared DiT backbones. MMDiCo [12] introduces a discriminator-guided cooperative diffusion, while a “simple but strong baseline” adapts pre-trained uni-modal diffusers for synchronized outputs. Synchronization-focused methods such as

SyncFlow [27] and KeyVID [49] further enhance temporal alignment through dual diffusion and keyframe-aware mechanisms. On the evaluation side, VBench [15] and VideoPhy [5] assess perceptual and physical realism but remain limited to visual aspects. In contrast, Video Reality Test (Video Reality Test) provides the first unified and scalable benchmark for evaluating both video understanding and generation, using high-fidelity ASMR videos to measure content authenticity (real vs. AI-generated).

## 3. Video Reality Test

We introduce Video Reality Test, a AIGC video detection benchmark sourced from ASMR videos. Finally, we introduce our task formulation for Peer-Review setup in §3.1. Next, we describe our data collection and curation process in §3.2. We then present a comprehensive data analysis, including statistics across multiple dimensions, in §3.3.

### 3.1. Task Definitions

As illustrated in Fig. 2, Video Reality Test as a two-player game between a *creator* by a video generation model  $\mathcal{G}$  and a *reviewer* by a video understanding model  $\mathcal{U}$ . Let  $\mathcal{V}_{\text{real}}$  denote a real ASMR video and  $\mathcal{V}_{\text{fake}} = \mathcal{G}(\mathcal{I}, \mathcal{T})$  a fake video generated by  $\mathcal{G}$ , conditioned on at least one of the two inputs: a referred image frame  $\mathcal{I}$  or a text description  $\mathcal{T}$ .

(i) For reviewer, each model  $\mathcal{U}$  outputs a boolean judgement  $\mathcal{R} = \mathcal{U}(\mathcal{V}) \in \{0, 1\}$ , where 0 indicates a fake video and 1 a real video. We then evaluate the VLM by its accuracy over all videos  $\mathcal{V}_{\text{full}} = \{\mathcal{V}_{\text{real}}\} \cup \{\mathcal{V}_{\text{fake}}\}$ ,  $\text{Acc}_{\mathcal{U}} = \frac{1}{|\mathcal{V}|} \sum_{\mathcal{V} \in \mathcal{V}_{\text{full}}} \mathbf{1}[\mathcal{U}(\mathcal{V}) = y(\mathcal{V})]$ , where  $y(\mathcal{V})$  is the ground truth equal to 1 for real and 0 for fake.

(ii) For creator, we score each generation model  $\mathcal{G}$  by its rate of being detected as fake,  $\text{Fakeness}_{\mathcal{G}} = \frac{1}{|\mathcal{V}_{\text{fake}}|} \sum_{\mathcal{V}_{\text{fake}}} \mathbf{1}[\mathcal{U}(\mathcal{V}_{\text{fake}}) = 0]$ .

To sum up, a higher  $\text{Acc}_{\mathcal{U}}$  indicates a stronger understanding model, while a lower  $\text{Fakeness}_{\mathcal{G}}$  indicates a more realistic generative model.

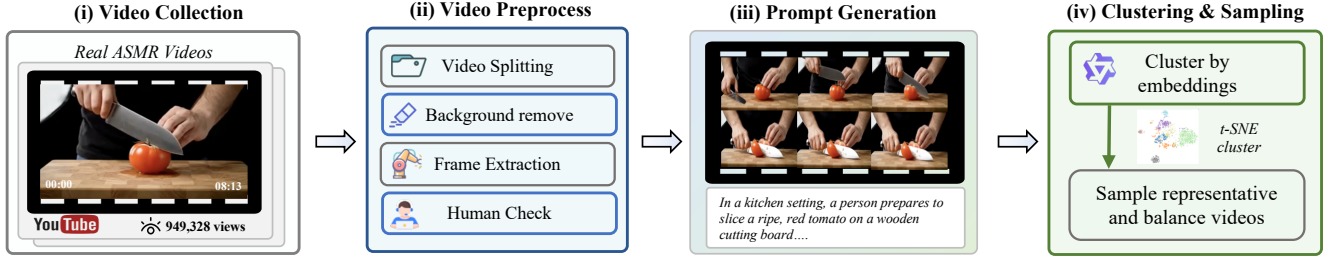


Figure 3. **Illustration of Video Reality Test creation pipeline**, encompassing four phases: (i) Popular ASMR videos are manually collected, (ii) Preprocess the raw videos by splitting and removing backgrounds, then extract the first frame, (iii) Get the text description by Gemini-2.5-pro given the video, (iv) Clustering the videos by Qwen3-embedding-4B with maximum silhouette score, and then sampling the representative ones to alleviate class unbalance.

### 3.2. Benchmark Construction

**Uniqueness by ASMR Videos.** ASMR videos possess a unique form of intrinsic authenticity because: (i) they rely on tightly coupled audio–visual stimulation to evoke genuine sensory responses; (ii) they feature fine-grained hand–object interactions and subtle, deliberate motions, making them highly sensitive to perceptual fidelity; and (iii) even minor artifacts—whether visual glitches or unnatural audio cues—can easily break immersion and disrupt the intended ASMR effect.

**Real Video Collection.** Moreover, their widespread *popularity* on social media, measured by views and likes, provides a practical proxy for successful sensory elicitation, allowing us to empirically define high-quality videos for benchmark construction. To begin with, we select the real ASMR videos with view counts exceeding 900k from YouTube, as such engagement metrics reflect stronger human immersion and preferences, indicating that these videos are more realistic in terms of aligning with human sensory experiences, neural patterns.

**Data Curation.** The Video Reality Test creation pipeline is illustrated in Fig. 3. For each ASMR short video compilation, (i) *Data preprocessing and noise removal.* We preprocess the raw ASMR videos by (a) extracting short segments using frame color histograms and Bhattacharyya distance to detect scene transitions (threshold 0.5), (b) removing filled backgrounds—including some with watermarks—via automated detection of content boundaries from grayscale column changes, and (c) verify each preprocessed short video contains only a single ASMR theme by human and extract the first frame image of each cropped video for subsequent video generation, ensuring quality and relevance. (ii) *Automated annotation.* We use Gemini-2.5-Pro to generate storyboards for each short video based on eight video frames using the ASMR video description prompt details. (iii) *Clustering & Representative Selection* We use Qwen3-embedding-4B to cluster the descriptive texts into eight classes. To avoid class imbalance, we selected an equal number of high-quality images (12–13 per class, totaling 100) as representative samples for subsequent video gener-

ation models. The prompts and the quality of the generated videos were evaluated through human assessment.

### 3.3. Data Analysis

Overall, as shown in Fig. 4, Video Reality Test comprises 149 real ASMR videos selected from an initial pool of 1,400 candidates. We categorize them into two difficulty levels: *easy* (49 videos) and *hard* (100 videos). Notably, unlike prior work that pre-computes fake samples, we let video generation models produce their own outputs. This yields a dynamic dataset of size  $149 \times (1 + K)$ , where  $K$  is the number of video generation models tested.

**Diversity** The video difficulty level is determined by the distinct variances across four key dimensions: *Time Diversity*, *Object Diversity*, *Action Diversity*, and *Background Diversity*. Easy-level videos are typically short (3 ~ 5 seconds in Fig. 4c), featuring simple, single-step actions (e.g. cutting foo) set against visually consistent, minimal backgrounds (e.g. dark indoor settings), and involving a limited variety of uniform objects. In contrast, hard-level videos are substantially longer (up to over 20 seconds), incorporating more complex and multi-step actions (e.g. squeezing, peeling, pumping, crushing with detailed in Fig. 4a). Furthermore, they exhibit highly diverse backgrounds, ranging from indoor environments (e.g. garages, factories) to expansive outdoor scenes (e.g. forests, rivers), and interact with a wide variety of objects that include both solids (e.g. soap, plastic, dolls) and liquids (e.g. paint, water).

## 4. Experiments

In this section, we conduct experiments on various VLMs and VGMs to evaluate their abilities based on our Video Reality Test via our peer-review criteria. Mainly, we design the experiments to study the following key questions:

**Q1:** Which is the best, or worst, in term of VLMs? How do audios influence the detection ability? Is our Video Reality Test challenging to them?

**Q2:** Which is the best, or worst, in terms of VGMs? How do different generation settings influence the video quality?






Figure 4. **Detailed analysis of Video Reality Test.** (a) is the example of Video Reality Test across different dimensions, (b) is the statistic of the distribution of Video Reality Test on easy and hard level, (c) upper is the action statistics of Video Reality Test and the bottom is the video time distribution and comparison of easy-level and hard-level on Video Reality Test.

**Q3:** What factors influence the peer-review results and ranking (e.g., watermarks, different reasoning and prompt settings, inherit bias within the VLMs)?

#### 4.1. Setup

**Models** We evaluate mainstream video generation models (VGMs), including the latest open-source (Wan2.2-I2V-A14B, Wan2.2-T2V-A14B, and Wan2.2-TI2V-5B [46]; Opensora-V2 [40]; HuyuanVideo-I2V and HuyuanVideo-T2V [20]; StepVideo-T2V [30]) and closed-source models (Sora2, Veo3.1-fast). For the closed-source models, we cannot access the API as they are the latest versions. Instead, we manually upload the image and prompt to the official websites and download the generated videos. We evaluate a range of popular video understanding models (VLMs), encompassing both latest open-source (Qwen2.5-VL-7B, Qwen3-VL-8B-Instruct, Qwen3-VL-30B-A3B-Instruct, Qwen2.5-VL-72B-Instruct, Qwen3-VL-235B-A22B-Instruct, GLM-4.5V [43].) and proprietary models (Gemini-2.5-Pro and Flash [7], GPT-4o and GPT-4o-mini [16], GPT-5).

**Evaluation Details** To ensure a balanced evaluation, the dataset maintains a 1:1 ratio of synthetic to real-world videos for the video understanding task. We conduct our experiments based on 8 frames sampled equally interleaved from the initial videos following [4]. For human evaluation, we randomly sample 10 videos per generated-video setting, with details provided in the appendix. In total, 100 videos are used, including 30 real ones. The videos are presented in a randomized order, and humans are asked to identify the real and fake videos without being informed of the correct answers beforehand.

For **video understanding**, we evaluate VLMs under multiple controlled settings: (i) input modality: visual-only vs. visual+audio; (ii) synthetic video type: with watermark vs. without watermark; (iii) preference judgment: given one real and one generated video, the model must identify the real one; (iv) reasoning style: prompting VLMs to provide chain-of-thought before answering vs. giving a direct answer; (v) varying the number of input frames to study how temporal coverage affects reality detection.

For **video generation**, VGM models are required to produce videos conditioned on the start-frame image and the text description provided in Video Reality Test. We then ask VLM reviewers to identify the fake video and compute the accuracy of correctly detected fakes. A lower detection rate indicates that the generated videos are harder to distinguish from real ones, reflecting stronger generation capability. We additionally explore three generation settings: (i) start-frame image + detailed text description of the video content; (ii) start-frame image only, with the prompt “Generate the video as real as possible”; (iii) detailed text description only, without providing the start frame.

#### 4.2. Evaluation for Video Understanding

**Q1-1. Are current VLMs good enough for detecting real or generated videos?** Tab. 2 reports a comprehensive evaluation of 11 VLMs on Video Reality Test, along with human and random baselines as the upper and lower bounds. We use 7 VGMs as peer reviewers to generate fake videos under the same image-text setting. Overall, proprietary VLMs show stronger performance than most open-source models, with Gemini-3-pro achieving the best results and Gemini-2.5-pro following closely. Yet their ability to reliably distinguish real from fake videos remains limited:

Table 2. **Performance comparison on Video Reality Test for video understanding.** Gold, silver, and bronze denote the best, second, and third performers. Generation type is ImgText2Vid consistently.

Model	Veo3.1-Fast [8]	Sora2 [39]	Wan2.2-A14B [46]	Wan2.2-5B [46]	OpenSora-V2 [55]	HunyuanVideo [20]	StepVideo [30]	Avg. (↑)	Rank
Random	50	50	50	50	50	50	50	50	13
Human	81.25	91.25	86.25	91.25	91.25	91.25	91.25	89.11	1
<i>Open-source Models</i>									
Qwen3-VL-8B	57.79	87.69	55.56	56.28	51.50	54.50	83.84	63.88	5
Qwen3-VL-30B-A3B	51.08	51.35	49.44	54.74	47.09	49.74	81.68	54.87	12
Qwen2.5-VL-72B	49.50	71.07	51.05	51.00	54.50	53.50	81.50	58.87	10
Qwen3-VL-235B-A22B	56.53	80.75	53.89	52.66	50.79	48.19	90.53	61.91	8
GLM-4.5V [43]	54.64	63.75	54.90	57.59	66.24	61.01	87.13	63.61	6
<i>Proprietary Models</i>									
GPT-4o-mini [16]	52.50	51.78	53.68	50.50	53.00	50.50	89.00	57.28	11
GPT-4o [16]	51.50	51.27	55.26	55.50	56.50	56.50	95.00	60.22	9
GPT-5	54.55	95.43	55.26	57.50	56.78	56.50	93.97	67.14	4
Gemini-2.5-Flash [7]	47.72	87.56	53.55	55.44	55.15	53.06	78.63	61.59	7
+ Audio	52.55	93.65	53.55	55.44	55.15	53.06	78.63	63.15	8
Gemini-2.5-Pro [7]	51.56	84.49	59.09	60.21	62.30	65.76	87.98	67.34	3
+ Audio	56.00	87.72	59.09	60.21	62.30	65.76	87.98	68.44	3
Gemini-3-Pro-Preview [7]	77.89	89.90	57.67	73.87	65.83	80.90	87.94	76.27	2

Table 3. **Performance comparison on Video Reality Test of video generation models** on different generate types. image means the start-frame image and text means the text description.

Inputs	Image	Text	GPT-4o-mini	GPT-4o	Gemini-2.5-Flash	Gemini-2.5-Pro	Avg. (↓)	Rank
<i>OpenSora-V2 [40]</i>								
Text2Vid	✗	✓	14.00	10.00	28.72	39.18	22.98	8
ImgText2Vid	✗	✓	12.00	15.00	30.21	35.16	23.59	9
Text2Img2Vid	✓	✓	14.00	18.00	45.36	43.75	30.28	10
<i>Wan2.2 [46]</i>								
Text2Vid-A14B	✗	✓	12.00	13.00	24.47	21.74	17.80	5
ImgText2Vid-A14B	✓	✓	8.89	7.78	23.53	26.19	16.10	3
ImgText2Vid-5B	✓	✓	7.00	13.00	30.53	33.33	20.97	6
<i>HunyuanVideo [20]</i>								
Text2Vid	✗	✓	8.00	7.00	25.51	18.56	14.77	2
ImgText2Vid	✓	✓	7.00	15.00	26.53	42.39	22.73	7
<i>Sora2 [39]</i>								
Text2Vid	✗	✓	16.00	9.00	100.00	97.89	55.72	12
ImgText2Vid	✓	✓	8.25	3.09	95.79	79.17	46.58	11
+ Audio	✓	✓	8.25	3.09	97.89	88.66	49.47 +2.89	11
- Watermark	✓	✓	8.25	6.19	25.00	24.74	16.55	4
<i>StepVideo [30]</i>								
Text2Vid	✗	✓	84.00	92.00	73.68	86.81	83.62	13
<i>Veo-3.1-fast [8]</i>								
ImgText2Vid	✓	✓	11.00	5.00	16.16	17.00	12.54	1
+ Audio	✓	✓	11.00	5.00	19.20	25.00	15.05 +2.51	1

the top score across all VLMs is only 76.27, far below the human score of 89.11. Most open-source models perform poorly, indicating substantial room for improvement.

**Q1-2. Combined Audio increases the VLM performance to detect the real or fake videos.** Tab. 2 shows that incorporating audio improves real-or-AI detection performance in the best Gemini family models.<sup>⊠</sup> Further analysis in Fig. 5(b), where we conduct experiments on Video Reality Test *using audio in addition to visual and text inputs, resulting in an overall increase in detection accuracy*, with an average improvement of 5 points. This improvement is likely because audio generated by current video generation models is often poorly aligned with the video content. Specifically, we observe that audios from Sora2 contain human voices rather than immersive, continuous ASMR sounds, whereas Veo3.1-fast better generates action-specific sounds without human speech. Visualization exam-

<sup>⊠</sup>GPT-4o and Qwen2.5/3-omni APIs do not support input image, text and audio at the same time. Open-source VGMs can't generate audio along with the image.

ples with the reasoning process are provided in Supp.

### 4.3. Evaluation for Video Generation

**Q2-1. Can current video generation models effectively fool the VLMs?** Overall, video generation models can produce high-quality, lifelike videos, giving them substantial ability to mislead VLMs. Tab. 3 shows that *the proprietary model Veo3.1-Fast performs best, with only 12.54% of its videos detected as fake*. The open-source models HunyuanVideoI2V and Wan2.2-A14B follow with scores of 14.77 and 16.10, respectively, both outperforming the latest closed-source Sora2 (with or without watermark), indicating that the performance gap between proprietary and open-source models is narrowing. In summary, within our Video Reality Test, the strongest VGM is Veo3.1-Fast (12.54), while the best-performing VLM is Gemini-2.5-Pro (68.44), yet Veo3.1-Fast surpasses Gemini-2.5-Pro by generating highly realistic videos that successfully fool the VLMs.

**Q2-2. Different factors influence the realism and quality of generated videos.** As seen in Tab. 3, adding audio increases the likelihood of being detected as fake, with the detection rate rising from 12.54 to 15.05 for Veo3.1-Fast and from 46.58 to 49.47 for Sora2, likely due to mismatches between visual and auditory artifacts. Moreover, in Tab. 3, different video generation types (*e.g.*, Image2Video, TextImage2Video, Text2Image2Video) have limited impact on Video Reality Test performance. The three configurations of OpenSora-V2 consistently rank between 8th and 10th, and the two Sora2 settings are tightly grouped at 11th and 12th. However, *model scale has a substantial impact: larger models generally achieve better results*. For example, within Wan2.2, the A14B variant outperforms the 5B version, demonstrating that increasing model size improves performance.

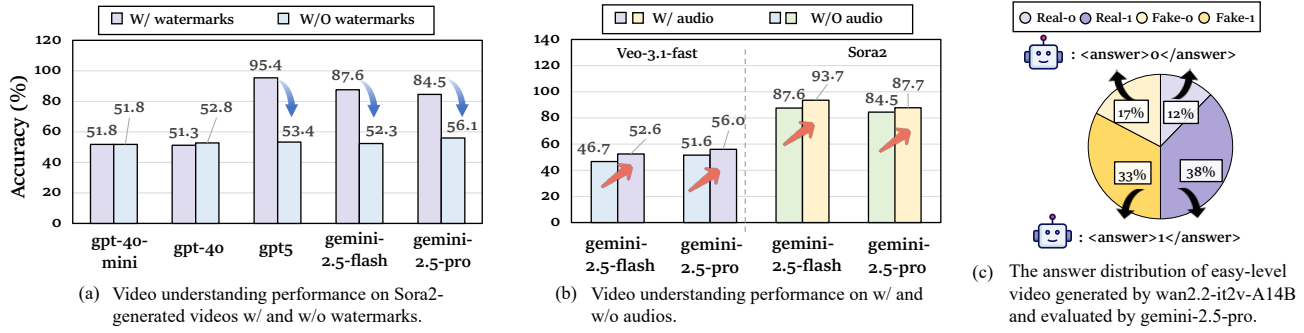


Figure 5. **Key Ablation and Analysis.** (a) shows that SoTA VLMs’ performance drops after the sora watermark removal, showing that they rely on the watermark as a shortcut rather than true video quality. (b) shows that incorporating audio along with visual inputs generally improves reality detection accuracy. (c) highlights the bias of models toward classifying videos as real rather than fake, demonstrating the challenge posed by Video Reality Test in the reality test.

Table 4. The accuracy distribution on easy-level for real/generated videos between (i) **answer with thinking** ✓ and (ii) **directly answer** ✗; generate videos with (i) video content text (*with text*) and (ii) “generate the video as real as possible” (*without text*). VLMs prone to predict real than fake.

Eval	think?	real	Wan2.2-A14B [46]		Opensora-v2 [40]	
			without text	with text	without text	with text
Qwen2.5-VL-7B [3]						
Judgement	✗	98.0	6.1	0.0	10.2	2.0
	✓	100.0	4.1	0.0	6.1	0
GPT-4-turbo [3]						
Judgement	✗	73.5	49.0	40.8	42.9	28.6
	✓	89.8	16.3	12.2	22.4	8.2
Gemini-2.5-pro [3]						
Judgement	✗	71.4	51.0	32.7	69.4	53.1
	✓	75.5	53.1	34.7	75.5	51.0

#### 4.4. Key Ablations

**Q3-1. Watermarks act as a detection shortcut, particularly for models with strong video understanding capabilities.** Tab. 2 shows abnormally high authenticity accuracy for Sora2 videos, for example, 93.65 for Gemini-2.5-Flash, 95.43 for GPT-5, and even 87.69 for the smaller open-source VLM Qwen3-VL-8, which is unusually high compared to the average of around 55 for other VGMs such as Wan or OpenSora-V2. Further analysis shows that the SoTA VLMs tend to detect the Sora2 watermark during their reasoning process and directly label the video as fake even though we did not include it in the prompt, since our videos were downloaded directly from the Sora2 website, where the watermark is present by default. Further analysis shows that **these VLMs are prone to detecting the Sora2 watermark during their reasoning process** and directly labeling the video as fake since our videos are directly download from the Sora2 website with the watermark as default. Specifically, *we observe that GPT-4 is not overfitting to watermarks, whereas Gemini-2.5 and GPT-5, despite higher overall performance on Video Reality Test, tend to rely on them.* To verify this, we remove the default water-

Table 5. Different evaluation diagram on easy-level with Qwen2.5-VL-7B. “Pair” uses the same real video as source; “pair shuffle” uses a different one. Preference evaluation is easier than judgment.

Eval	think?	Wan2.2-A14B [46]		Opensora-v2 [40]	
		without text	with text	without text	with text
Pair	✗	43.8	47.9	58.3	52.1
Pair shuffle	✗	58.3	52.1	50.0	54.2
Pair	✓	56.2	56.2	77.1	68.8
Pair shuffle	✓	56.2	56.2	62.5	66.7

mark from Sora2-generated videos and re-evaluate them using our proposed Video Reality Test under the same settings in Fig. 5(a). Results show that GPT-4o and GPT-4o-mini remain largely unchanged, whereas GPT-5 and Gemini-2.5-Pro/Flash drop substantially, *e.g.* from 95.4 to 53.4 with an average decrease of 30 points, which is align with the result in Tab. 3 where Sora2 ranking improves from 11-th to 4-th. These findings confirm that GPT-4o are less influenced by watermarks, while Gemini-2.5 and GPT-5 overfit to them despite the better performance.

#### Q3-2. Fake videos are highly realistic and VLMs tend to classify them as real rather than fake.

We observe that most VLMs are more likely to judge a video as real than fake. By analyzing the percentage of real-or-fake predictions across different models, we find a consistent bias toward predicting real (`<answer>1</answer>`) across all VLMs on the high-quality generated videos from Sora2 and Wan. For example, Fig 5(c) shows that among 100 fake videos generated by Wan2.2 and 100 real videos from our benchmark, the models classify 71% videos as real (33% fake + 38% real) and only 29% as fake. Similar trends are observed across other VLMs on the easy-level cases of Video Reality Test, as detailed in Table 4. For instance, real videos can be correctly identified 100%, while videos generated by Wan are all misclassified as real by less capable models such as Qwen2.5-VL-7B. This suggests that VLMs are inclined to consider videos as genuine rather than fake,



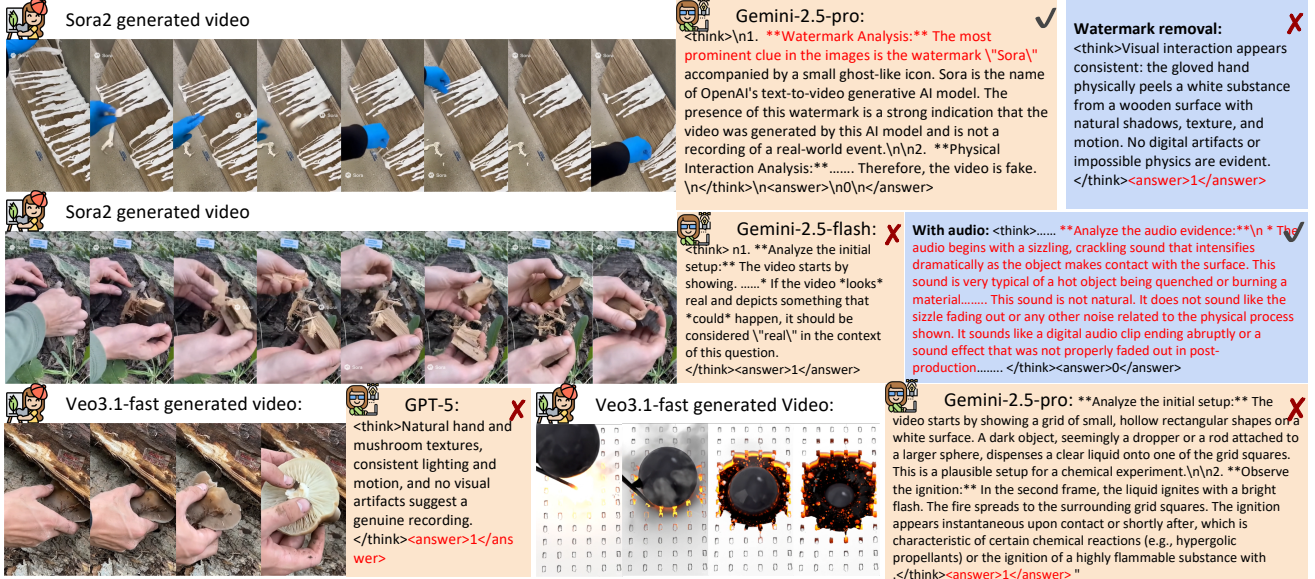


Figure 6. **Qualitative Results on Video Reality Test**, where the top one shows that the 1st VLM Gemini-2.5-pro selected by Video Reality Test, uses the Sora2 watermark as a shortcut for reality detection, but classifies the video as real once the watermark is removed; the middle one shows that incorporating audio enhances the model’s ability to detect fake videos. Gemini-2.5-Flash successfully identifies fakes when both visual and auditory cues are present but is misled when relying solely on visual information; and the bottom one shows that Veo3.1-fast generates high-quality videos that successfully deceive GPT-5.

likely due to their inherent conservative bias towards classifying all videos as real.

**Q3-3. Different prompts and reasoning processes influence.** We further explore different evaluation settings beyond the direct judgment task. Tab. 4 shows the accuracy distribution in real videos (real) and fake videos (wan2.2, opensora2), we find that *think before answering prompt format improves performance for stronger VLMs such as Gemini-2.5-pro, but provides little or no benefit for weaker models like Qwen2.5-VL-7B, likely due to hallucinations introduced during the reasoning process that negatively affect the final judgement.* Moreover, we test two settings: one providing detailed video context and another with only the instruction to “generate the video as realistically as possible.” We observe that video quality is comparable in both real and fake evaluations, with only slight differences between the two videos.

**Q3-4. Preference comparison is easier than the single video judgement.** Despite our default setting, where the model is prompted to directly classify videos as real or fake, we also test a preference setting in which the model is given two videos, one real and one fake. Tab. 5 reports the results of this preference evaluation, where the model is prompted to identify the real video from a real-fake pair by answering “1” if the first video is real and “2” if the second is real. We test this on two settings: “Pair,” where the fake video is generated from the same real video, and “Pair Shuffle,”

where it is generated from a different real video. Results show that this preference task is easier for video understanding models, while the pair and pair-shuffle settings have little impact. For example, Qwen2.5-VL-7B reaches 66.7 accuracy on the preference task, compared with 55 on direct judgment, with similar improvements observed across other video generation models.

## 4.5. Qualitative Results

In Fig. 6, we visualize representative model behaviors and failure cases. In the top example, Gemini-2.5-Pro correctly detects the “Sora2 watermark” and identifies the video as fake. However, once the watermark is removed, the model classifies the video as real. In the middle, videos generated by Sora2 are initially classified as real by Gemini-2.5-Flash; however, after including audio in the inputs, the VLM correctly detects them as fake. In contrast, in the bottom example, a video generated by Veo3.1-Fast appears highly realistic in terms of hand motion, object interaction, and lighting consistency, causing GPT-5 and Gemini-2.5-Pro to mistakenly classify it as real.

## 5. Conclusion

In this work, we introduce Video Reality Test, an ASMR-based benchmark that provides a AIGC testbed for evaluating video understanding and generation. Unlike prior evaluations reliant on manually crafted rules, our benchmark directly targets the core question of whether a video is real or fake. We further propose a novel peer-review frame-



work in which VLMs and VGMs compete and rank one another. Our experiments show that top-performing VLMs still struggle with reality assessment, displaying issues such as watermark sensitivity and agreement bias. These results reveal concrete failure modes and highlight the need for stronger audio–visual reasoning and more realism-aware perception in future.

**Limitations.** Our current benchmark focuses on ASMR videos. Future work will expand the data scale and extend the evaluation to broader, more natural video domains.

## References

- [1] Relja Arandjelovic and Andrew Zisserman. Look, listen and learn. In *Proceedings of the IEEE International Conference on Computer Vision (ICCV)*, 2017. 3
- [2] Yusuf Aytar, Carl Vondrick, and Antonio Torralba. Soundnet: Learning sound representations from unlabeled video. *Advances in neural information processing systems*, 29, 2016. 3
- [3] Shuai Bai, Keqin Chen, Xuejing Liu, Jialin Wang, Wenbin Ge, Sibao Song, Kai Dang, Peng Wang, Shijie Wang, Jun Tang, Humen Zhong, Yuanzhi Zhu, Mingkun Yang, Zhao-hai Li, Jianqiang Wan, Pengfei Wang, Wei Ding, Zheren Fu, Yiheng Xu, Jiabo Ye, Xi Zhang, Tianbao Xie, Zesen Cheng, Hang Zhang, Zhibo Yang, Haiyang Xu, and Junyang Lin. Qwen2.5-vl technical report, 2025. 7
- [4] Zechen Bai, Hai Ci, and Mike Zheng Shou. Impossible videos. *arXiv preprint arXiv:2503.14378*, 2025. 1, 2, 5
- [5] Hritik Bansal, Zongyu Lin, Tianyi Xie, Zeshun Zong, Michal Yarom, Yonatan Bitton, Chenfanfu Jiang, Yizhou Sun, Kai-Wei Chang, and Aditya Grover. Videophy: Evaluating physical commonsense for video generation. *arXiv preprint arXiv:2406.03520*, 2024. 1, 2, 3
- [6] Haoxing Chen, Yan Hong, Zizheng Huang, Zhuoer Xu, Zhangxuan Gu, Yaohui Li, Jun Lan, Huijia Zhu, Jianfu Zhang, Weiqiang Wang, et al. Demamba: Ai-generated video detection on million-scale genvideo benchmark. *arXiv preprint arXiv:2405.19707*, 2024. 1, 2
- [7] Gheorghe Comanici, Eric Bieber, Mike Schaekermann, Ice Pasupat, Noveen Sachdeva, Inderjit Dhillon, Marcel Blisstein, Ori Ram, Dan Zhang, Evan Rosen, et al. Gemini 2.5: Pushing the frontier with advanced reasoning, multimodality, long context, and next generation agentic capabilities. *arXiv preprint arXiv:2507.06261*, 2025. 5, 6
- [8] deepmind. Introducing veo 3, our video generation model with expanded creative controls – including native audio and extended videos. <https://deepmind.google/models/veo/>, 2025. 1, 6
- [9] Brian Dolhansky, Joanna Bitton, Ben Pfau, Jikuo Lu, Russ Howes, Menglin Wang, and Cristian Canton Ferrer. The deepfake detection challenge (dfdc) dataset. *arXiv preprint arXiv:2006.07397*, 2020. 2
- [10] Yu Gao, Haoyuan Guo, Tuyen Hoang, Weilin Huang, Lu Jiang, Fangyuan Kong, Huixia Li, Jiashi Li, Liang Li, Xiaojie Li, Xunsong Li, Yifu Li, Shanchuan Lin, Zhijie Lin, Jiawei Liu, Shu Liu, Xiaonan Nie, Zhiwu Qing, Yuxi Ren, Li Sun, Zhi Tian, Rui Wang, Sen Wang, Guoqiang Wei, Guohong Wu, Jie Wu, Ruiqi Xia, Fei Xiao, Xuefeng Xiao, Jiangqiao Yan, Ceyuan Yang, Jianchao Yang, Runkai Yang, Tao Yang, Yihang Yang, Zilyu Ye, Xuejiao Zeng, Yan Zeng, Heng Zhang, Yang Zhao, Xiaozheng Zheng, Peihao Zhu, Jiaxin Zou, and Feilong Zuo. Seedance 1.0: Exploring the boundaries of video generation models, 2025. 1
- [11] Google DeepMind. Watermarking ai-generated text and video with synthid. Blog, 2024. 3
- [12] Akio Hayakawa, Masato Ishii, Takashi Shibuya, and Yuki Mitsufuji. Mmdisco: Multi-modal discriminator-guided co-operative diffusion for joint audio and video generation. *arXiv preprint arXiv:2405.17842*, 2024. 3
- [13] Jack Hong, Shilin Yan, Jiayin Cai, Xiaolong Jiang, Yao Hu, and Weidi Xie. Worldsense: Evaluating real-world omnimodal understanding for multimodal llms. *arXiv preprint arXiv:2502.04326*, 2025. 3
- [14] Haoyang Huang, Guoqing Ma, Nan Duan, Xing Chen, Changyi Wan, Ranchen Ming, Tianyu Wang, Bo Wang, Zhiying Lu, Aojie Li, et al. Step-video-ti2v technical report: A state-of-the-art text-driven image-to-video generation model. *arXiv preprint arXiv:2503.11251*, 2025. 1
- [15] Ziqi Huang, Yinan He, Jiashuo Yu, Fan Zhang, Chenyang Si, Yuming Jiang, Yuanhan Zhang, Tianxing Wu, Qingyang Jin, Nattapol Chanpaisit, et al. Vbench: Comprehensive benchmark suite for video generative models. In *Proceedings of the IEEE/CVF Conference on Computer Vision and Pattern Recognition*, pages 21807–21818, 2024. 1, 2, 3
- [16] Aaron Hurst, Adam Lerer, Adam P Goucher, Adam Perelman, Aditya Ramesh, Aidan Clark, AJ Ostrow, Akila Welihinda, Alan Hayes, Alec Radford, et al. Gpt-4o system card. *arXiv preprint arXiv:2410.21276*, 2024. 5, 6
- [17] Achhardeep Kaur, Azadeh Noori Hoshyar, Vidya Saikrishna, Selena Firmin, and Feng Xia. Deepfake video detection: challenges and opportunities. *Artificial Intelligence Review*, 57(6):159, 2024. 2
- [18] H Khalid, S Tariq, M Kim, and SS Woo. Fakeavceleb: A novel audio-video multimodal deepfake dataset. *arXiv preprint arXiv:2108.05080*, 2021. 2
- [19] KLING. Kling ai: Next-generation ai creative studio, 2025. 1
- [20] Weijie Kong, Qi Tian, Zijian Zhang, Rox Min, Zuozhuo Dai, Jin Zhou, Jiangfeng Xiong, Xin Li, Bo Wu, Jianwei Zhang, et al. Hunyuanvideo: A systematic framework for large video generative models. *arXiv preprint arXiv:2412.03603*, 2024. 1, 5, 6
- [21] Bohao Li, Rui Wang, Guangzhi Wang, Yuying Ge, Yixiao Ge, and Ying Shan. Seed-bench: Benchmarking multimodal llms with generative comprehension. *arXiv preprint arXiv:2307.16125*, 2023. 2
- [22] Caorui Li, Yu Chen, Yiyang Ji, Jin Xu, Zhenyu Cui, Shihao Li, Yuanxing Zhang, Jiafu Tang, Zhenghao Song, Dingling Zhang, et al. Omnivideobench: Towards audio-visual understanding evaluation for omni mllms. *arXiv preprint arXiv:2510.10689*, 2025. 3
- [23] Kunchang Li, Yali Wang, Yinan He, Yizhuo Li, Yi Wang, Yi Liu, Zun Wang, Jilan Xu, Guo Chen, Ping Luo, et al.

- Mvbench: A comprehensive multi-modal video understanding benchmark. In *Proceedings of the IEEE/CVF Conference on Computer Vision and Pattern Recognition*, pages 22195–22206, 2024. 2
- [24] Yuezun Li, Xin Yang, Pu Sun, Honggang Qi, and Siwei Lyu. Celeb-df: A large-scale challenging dataset for deepfake forensics. In *Proceedings of the IEEE/CVF conference on computer vision and pattern recognition*, pages 3207–3216, 2020. 2
- [25] Yizhi Li, Ge Zhang, Yinghao Ma, Ruibin Yuan, Kang Zhu, Hangyu Guo, Yiming Liang, Jiaheng Liu, Zekun Wang, Jian Yang, et al. Omnibench: Towards the future of universal omni-language models. *arXiv preprint arXiv:2409.15272*, 2024. 3
- [26] Li Lin, Neeraj Gupta, Yue Zhang, Hainan Ren, Chun-Hao Liu, Feng Ding, Xin Wang, Xin Li, Luisa Verdoliva, and Shu Hu. Detecting multimedia generated by large ai models: A survey. *arXiv preprint arXiv:2402.00045*, 2024. 2
- [27] Haohe Liu, Gael Le Lan, Xinhao Mei, Zhaoheng Ni, Anurag Kumar, Varun Nagaraja, Wenwu Wang, Mark D Plumbley, Yangyang Shi, and Vikas Chandra. Syncflow: Toward temporally aligned joint audio-video generation from text. *arXiv preprint arXiv:2412.15220*, 2024. 3
- [28] Yuanxin Liu, Shicheng Li, Yi Liu, Yuxiang Wang, Shuhuai Ren, Lei Li, Sishuo Chen, Xu Sun, and Lu Hou. Tempcompas: Do video llms really understand videos? *arXiv preprint arXiv:2403.00476*, 2024. 2
- [29] Yuchen Luo, Yong Zhang, Junchi Yan, and Wei Liu. Generalizing face forgery detection with high-frequency features. In *Proceedings of the IEEE/CVF conference on computer vision and pattern recognition*, pages 16317–16326, 2021. 2
- [30] Guoqing Ma, Haoyang Huang, Kun Yan, Liangyu Chen, Nan Duan, Shengming Yin, Changyi Wan, Ranchen Ming, Xiaoni Song, Xing Chen, et al. Step-video-t2v technical report: The practice, challenges, and future of video foundation model. *arXiv preprint arXiv:2502.10248*, 2025. 1, 5, 6
- [31] Long Ma, Zhiyuan Yan, Qinglang Guo, Yong Liao, Haiyang Yu, and Pengyuan Zhou. Detecting ai-generated video via frame consistency. *arXiv preprint arXiv:2402.02085*, 2024. 3
- [32] Fanqing Meng, Jiaqi Liao, Xinyu Tan, Wenqi Shao, Quanfeng Lu, Kaipeng Zhang, Yu Cheng, Dianqi Li, Yu Qiao, and Ping Luo. Towards world simulator: Crafting physical commonsense-based benchmark for video generation. *arXiv preprint arXiv:2410.05363*, 2024. 1, 2
- [33] Fanqing Meng, Wenqi Shao, Lixin Luo, Yahong Wang, Yiran Chen, Quanfeng Lu, Yue Yang, Tianshuo Yang, Kaipeng Zhang, Yu Qiao, et al. Phybench: A physical commonsense benchmark for evaluating text-to-image models. *arXiv preprint arXiv:2406.11802*, 2024. 1
- [34] Mathew Monfort, SouYoung Jin, Alexander Liu, David Harwath, Rogerio Feris, James Glass, and Aude Oliva. Spoken moments: Learning joint audio-visual representations from video descriptions. In *Proceedings of the IEEE/CVF Conference on Computer Vision and Pattern Recognition*, pages 14871–14881, 2021. 3
- [35] Yunsheng Ni, Depu Meng, Changqian Yu, Chengbin Quan, Dongchun Ren, and Youjian Zhao. Core: Consistent representation learning for face forgery detection. In *Proceedings of the IEEE/CVF conference on computer vision and pattern recognition*, pages 12–21, 2022. 2
- [36] Zhenliang Ni, Qiangyu Yan, Mouxiao Huang, Tianning Yuan, Yehui Tang, Hailin Hu, Xinghao Chen, and Yunhe Wang. Genvidbench: A challenging benchmark for detecting ai-generated video. *arXiv preprint arXiv:2501.11340*, 2025. 1
- [37] Munan Ning, Bin Zhu, Yujia Xie, Bin Lin, Jiaxi Cui, Lu Yuan, Dongdong Chen, and Li Yuan. Video-bench: A comprehensive benchmark and toolkit for evaluating video-based large language models. *arXiv preprint arXiv:2311.16103*, 2023. 1
- [38] OpenAI. Sora, 2025. 1
- [39] OpenAI. Sora 2 is here. <https://openai.com/index/sora-2/>, 2025. 1, 6
- [40] Xiangyu Peng, Zangwei Zheng, Chenhui Shen, Tom Young, Xinying Guo, Binluo Wang, Hang Xu, Hongxin Liu, Mingyan Jiang, Wenjun Li, et al. Open-sora 2.0: Training a commercial-level video generation model in \$200 k. *arXiv preprint arXiv:2503.09642*, 2025. 5, 6, 7
- [41] Andreas Rossler, Davide Cozzolino, Luisa Verdoliva, Christian Riess, Justus Thies, and Matthias Niessner. Faceforensics++: Learning to detect manipulated facial images. In *Proceedings of the IEEE/CVF international conference on computer vision*, pages 1–11, 2019. 2
- [42] Ludan Ruan, Yiyang Ma, Huan Yang, Huiguo He, Bei Liu, Jianlong Fu, Nicholas Jing Yuan, Qin Jin, and Baining Guo. Mm-diffusion: Learning multi-modal diffusion models for joint audio and video generation. In *Proceedings of the IEEE/CVF Conference on Computer Vision and Pattern Recognition*, pages 10219–10228, 2023. 3
- [43] GLM-V Team, :, Wenyi Hong, Wenmeng Yu, Xiaotao Gu, Guo Wang, Guobing Gan, Haomiao Tang, Jiale Cheng, Ji Qi, Junhui Ji, Lihang Pan, Shuaiqi Duan, Weihang Wang, Yan Wang, Yean Cheng, Zehai He, Zhe Su, Zhen Yang, Ziyang Pan, Aohan Zeng, Baoxu Wang, Bin Chen, Boyan Shi, Changyu Pang, Chenhui Zhang, Da Yin, Fan Yang, Guoqing Chen, Jiazheng Xu, Jiale Zhu, Jiali Chen, Jing Chen, Jinhao Chen, Jinghao Lin, Jinjiang Wang, Junjie Chen, Leqi Lei, Letian Gong, Leyi Pan, Mingdao Liu, Mingde Xu, Mingzhi Zhang, Qinkai Zheng, Sheng Yang, Shi Zhong, Shiyu Huang, Shuyuan Zhao, Siyan Xue, Shangqin Tu, Shengbiao Meng, Tianshu Zhang, Tianwei Luo, Tianxiang Hao, Tianyu Tong, Wenkai Li, Wei Jia, Xiao Liu, Xiaohan Zhang, Xin Lyu, Xinyue Fan, Xuancheng Huang, Yanling Wang, Yadong Xue, Yanfeng Wang, Yanzi Wang, Yifan An, Yifan Du, Yiming Shi, Yiheng Huang, Yilin Niu, Yuan Wang, Yuanchang Yue, Yuchen Li, Yutao Zhang, Yuting Wang, Yu Wang, Yuxuan Zhang, Zhao Xue, Zhenyu Hou, Zhengxiao Du, Zihan Wang, Peng Zhang, Debing Liu, Bin Xu, Juanzi Li, Minlie Huang, Yuxiao Dong, and Jie Tang. Glm-4.5v and glm-4.1v-thinking: Towards versatile multi-modal reasoning with scalable reinforcement learning, 2025. 5, 6

- [44] Yapeng Tian, Jing Shi, Bochen Li, Zhiyao Duan, and Chenliang Xu. Audio-visual event localization in unconstrained videos. In *Proceedings of the European conference on computer vision (ECCV)*, pages 247–263, 2018. [3](#)
- [45] Danial Samadi Vahdati, Tai D Nguyen, Aref Azizpour, and Matthew C Stamm. Beyond deepfake images: Detecting ai-generated videos. In *Proceedings of the IEEE/CVF Conference on Computer Vision and Pattern Recognition*, pages 4397–4408, 2024. [3](#)
- [46] Team Wan, Ang Wang, Baole Ai, Bin Wen, Chaojie Mao, Chen-Wei Xie, Di Chen, Feiwu Yu, Haiming Zhao, Jianxiao Yang, et al. Wan: Open and advanced large-scale video generative models. *arXiv preprint arXiv:2503.20314*, 2025. [1](#), [5](#), [6](#), [7](#)
- [47] Kai Wang, Shijian Deng, Jing Shi, Dimitrios Hatzinakos, and Yapeng Tian. Av-dit: Efficient audio-visual diffusion transformer for joint audio and video generation. *arXiv preprint arXiv:2406.07686*, 2024. [3](#)
- [48] Sheng-Yu Wang, Oliver Wang, Richard Zhang, Andrew Owens, and Alexei A Efros. Cnn-generated images are surprisingly easy to spot... for now. In *Proceedings of the IEEE/CVF conference on computer vision and pattern recognition*, pages 8695–8704, 2020. [2](#)
- [49] Xingrui Wang, Jiang Liu, Ze Wang, Xiaodong Yu, Jialian Wu, Ximeng Sun, Yusheng Su, Alan Yuille, Zicheng Liu, and Emad Barsoum. Keyvid: Keyframe-aware video diffusion for audio-synchronized visual animation. *arXiv preprint arXiv:2504.09656*, 2025. [3](#)
- [50] Jin Xu, Zhifang Guo, Jinzheng He, Hangrui Hu, Ting He, Shuai Bai, Keqin Chen, Jialin Wang, Yang Fan, Kai Dang, et al. Qwen2. 5-omni technical report. *arXiv preprint arXiv:2503.20215*, 2025. [3](#)
- [51] Jin Xu, Zhifang Guo, Hangrui Hu, Yunfei Chu, Xiong Wang, Jinzheng He, Yuxuan Wang, Xian Shi, Ting He, Xinfa Zhu, et al. Qwen3-omni technical report. *arXiv preprint arXiv:2509.17765*, 2025. [3](#)
- [52] Junyan Ye, Baichuan Zhou, Zilong Huang, Junan Zhang, Tianyi Bai, Hengrui Kang, Jun He, Honglin Lin, Zihao Wang, Tong Wu, et al. Loki: A comprehensive synthetic data detection benchmark using large multimodal models. *arXiv preprint arXiv:2410.09732*, 2024. [1](#), [2](#)
- [53] Hang Zhao, Chuang Gan, Andrew Rouditchenko, Carl Vondrick, Josh McDermott, and Antonio Torralba. The sound of pixels. In *Proceedings of the European conference on computer vision (ECCV)*, pages 570–586, 2018. [3](#)
- [54] Chende Zheng, Ruiqi Suo, Chenhao Lin, Zhengyu Zhao, Le Yang, Shuai Liu, Minghui Yang, Cong Wang, and Chao Shen. D3: Training-free ai-generated video detection using second-order features. In *Proceedings of the IEEE/CVF International Conference on Computer Vision*, pages 12852–12862, 2025. [3](#)
- [55] Zangwei Zheng, Xiangyu Peng, Tianji Yang, Chenhui Shen, Shenggui Li, Hongxin Liu, Yukun Zhou, Tianyi Li, and Yang You. Open-sora: Democratizing efficient video production for all. *arXiv preprint arXiv:2412.20404*, 2024. [6](#)
- [56] Bojia Zi, Minghao Chang, Jingjing Chen, Xingjun Ma, and Yu-Gang Jiang. Wilddeepfake: A challenging real-world dataset for deepfake detection. In *Proceedings of the 28th ACM international conference on multimedia*, pages 2382–2390, 2020. [2](#)

# Appendix

## Contents

6. Different prompt for video reality test	12
7. Prompt to get the text description of the ASMR video	13
8. Visualization Examples.	13
9. Detailed experiments	13
9.1. Evaluation metric . . . . .	13
9.2. Hard-level results for Video Reality Test . . .	13

## 6. Different prompt for video reality test

We use the following prompt as the default prompt for the experiments in the main paper:

### Prompt for detecting real or fake.

Given the following video, please determine if the video is real or fake. First, think about the reasoning process, and then provide the answer. The reasoning process should be enclosed within `<think></think>` tags, and the answer should be enclosed within `<answer></answer>` tags. Respond with “1” for real and “0” for fake. For example: `<think>reasoning process here <think><answer>answer here </answer>`. `<video >`

### Prompt for Detailed Judgement

You are given the frames evenly sampled from an ASMR video.

`<video>`

Your task is to determine whether this video is a **real human-recorded ASMR video** or a **synthetically generated one**.

Carefully analyze the frames for:

1. **Visual realism** — look at lighting consistency, texture fidelity, material reflection, and naturalness of motion cues.
2. **Human or object authenticity** — whether skin, hands, tools, or surfaces appear physically plausible rather than rendered or overly smooth.
3. **Acoustic plausibility (implied)** — infer if the scene’s visual rhythm and tactile context align with realistic ASMR sound production (*e.g.* brushing, tapping, slicing, pouring).
4. **Temporal coherence** — whether transitions between frames follow a physically continuous process or show artifacts of generation (*e.g.* warping, unstable geometry, or inconsistent textures).

After reasoning, output the answer in the following strict format:

`<think>`(Write 2–4 sentences summarizing why you believe the video is real or generated.)  
`</think>`

`<answer>`

0

`</answer>`

where **0** = generated (fake), **1** = real (authentic human-captured video).

### Prompt for Judgement without reasoning

Given the following video, please determine if the video is real or fake. Respond with “1” for real and “0” for fake. Provide the answer directly within `<answer></answer>` tags, like this: `<answer>answer here </answer>`.

`<video >`



#### Prompt for *Preference Comparison* with reasoning

<video><video>Based on the previous two videos, please identify which one is real. Respond with "1" if the first video is real and "2" if the second video is real. First, think about the reasoning process, and then provide the answer. The reasoning process should be enclosed within <think></think>tags, and the answer should be enclosed within <answer></answer>tags. Respond with "1" for real and "0" for fake. For example: <think>reasoning process here </think><answer>answer here </answer>.

#### Prompt for *Preference Comparison* without reasoning

<video><video>Given the following video, please determine if the video is real or fake. Respond with "1" for real and "0" for fake. Provide the answer directly within <answer></answer>tags, like this: <answer>answer here </answer>.

## 7. Prompt to get the text description of the ASMR video

#### Prompt for getting storyboard of AMSR video

Given 8 frames evenly sampled from an ASMR video, describe the overall scene in a single, continuous paragraph. Integrate information about the visual environment (background, lighting, textures, mood), the main subjects or objects, their actions and temporal dynamics, and the corresponding auditory sensations (e.g. crisp cutting, gentle tapping, soft brushing, fluid pouring). Use concise yet immersive language that evokes sight, touch, and sound simultaneously. Avoid enumeration or structural markers—produce one coherent cinematic paragraph. <video>

## 8. Visualization Examples.

Below we show the video frames and the reasoning process along with the answers for qualitative analysis, including:

- Figure 7: Veo3.1-fast generated videos with and without audio evaluation, where with audio is detected to be generated, while without audio is real.
- Figure 8: Sora2 generated videos with and without audio evaluation, where with audio is detected to be generated, while without audio is real.

## 9. Detailed experiments

### 9.1. Evaluation metric

For the video understanding model  $f$ , it predict the answer given  $n$  real videos and it induced  $n$  generated fake videos. We extract the number within the <answer>number </answer>by regular pattern match.


$$accuracy = \frac{\text{correct detected answers number}}{\text{total valid answers number}}$$

For the video generation model  $g$ , it predict  $n$  generated videos based on Video Reality Test  $n$  real videos. We do not need to consider the real videos, just focus on the fake one and calculate how many they can fool the video understanding model  $\{$ . We extract the number within the <answer>number </answer>by regular pattern match.

$$accuracy = \frac{\text{detected as fake numbers}}{\text{total valid answers number}}$$

### 9.2. Hard-level results for Video Reality Test

Tables 6-16 are the hard-level reality evaluation results across mainstream video understanding models and generation models.



↙ Gemini-2.5-pro ↘ With audio 

<think>\n1. \*\*Analyze the initial setup:\*\* The video starts by showing a grid of small, hollow rectangular shapes on a white surface. A dark object, seemingly a dropper or a rod attached to a larger sphere, dispenses a clear liquid onto one of the grid squares. This is a plausible setup for a chemical experiment.\n2. \*\*Observe the ignition:\*\* In the second frame, the liquid ignites with a bright flash. The fire spreads to the surrounding grid squares. The ignition appears instantaneous upon contact or shortly after, which is characteristic of certain chemical reactions (e.g., hypergolic propellants) or the ignition of a highly flammable substance with a hidden heat source. The fire's color and brightness look realistic.\n3. \*\*Analyze the melting process:\*\* The heat from the initial fire causes the large black sphere to be lowered onto the grid. The grid itself starts to melt and glow orange, consistent with a material like plastic being subjected to intense heat. The sphere also begins to melt and deform. Smoke is generated, which is expected when burning plastic or similar materials.\n4. \*\*Examine the fluid dynamics:\*\* The black sphere melts into a large pool of viscous black liquid. The way the liquid spreads, bubbles, and interacts with the melting grid appears physically consistent. The liquid has a glossy, reflective surface, which accurately reflects the light from the burning edges. There are glowing embers or bubbles within the dark liquid, suggesting an ongoing exothermic reaction or the material continuing to burn from within.\n5. \*\*Observe the final state:\*\* As the reaction subsides, the bubbling stops, and the glowing embers fade. The liquid settles into a dark, irregularly shaped puddle, conforming to the boundaries of the melted area. The cooling process and the final appearance of the solidified or cooled liquid seem natural.\n6. \*\*Check for signs of digital manipulation:\*\* There are no obvious signs of CGI. The lighting from the fire realistically illuminates the smoke and the melting objects. The reflections on the black liquid are consistent with its surroundings. The melting and deformation of the grid are detailed and don't look like a pre-rendered animation overlaid on the scene. The interaction between the fire, the smoke, the grid, and the melting sphere is complex and appears to follow the laws of physics.\n7. \*\*Conclusion:\*\* The sequence of events depicts a plausible chemical reaction or physical change under heat. The visual evidence of fire, smoke, melting, fluid behavior, and lighting is consistent and appears authentic. It looks like a real experiment, possibly involving a flammable liquid, a plastic grid, and a block of a substance like tar, bitumen, or a specific polymer that melts and reacts dramatically when heated. Therefore, the video is likely real. </think>\n<answer>

<think>\n1. **\*\*Analyze the visual evidence:** The frames depict a black, spherical object being lowered onto a white grid-like surface.\n \*\*\*Frame 1:\*\* The setup is shown. A black sphere is held by what looks like tongs, positioned above a white surface with a grid of square holes.\n \*\*\*Frame 2:\*\* The sphere makes contact, and there is a bright flash of light and fire, indicating an intense heat reaction. The surface around the sphere begins to glow and melt.\n \*\*\*Frame 3:\*\* The sphere sinks into the surface, which is now clearly on fire and melting. Smoke is visible.\n \*\*\*Frame 4:\*\* The sphere is now embedded in a pool of molten material. The edges of the molten area are glowing orange, suggesting extreme heat.\n \*\*\*Frames 5-8:\*\* The molten material bubbles, then cools down. The orange glow subsides, leaving a black, solidified mass that has melted through several squares of the grid.\n\n2. **\*\*Evaluate the physical plausibility of the visuals:** The sequence of events (a very hot object melting a plastic-like material) is physically plausible. The way the material melts, burns, bubbles, and then cools appears consistent with real-world physics. However, the visuals are very clean and the sphere is a perfect, featureless black orb. This could be indicative of a real, polished object like a ball bearing, but it could also be a sign of a 3D computer-generated rendering. The lighting and reflections on the molten substance look quite realistic, but modern rendering software is capable of this. There are no definitive visual artifacts that scream \"fake!\" on their own, but the perfection of the scene is slightly suspicious.\n\n3. **\*\*Analyze the audio evidence:** **\*\*The audio begins with a sizzling, crackling sound that intensifies dramatically as the object makes contact with the surface. This sound is very typical of a hot object being quenched or burning a material. It aligns perfectly with the visual action.** **\*\*The sizzling and crackling continue as the material melts.** **\*\*Crucially, at the very end of the audio clip (around the 00:07-00:08 mark), there is an abrupt, artificial electronic tone or cut-off sound. This sound is not natural. It does not sound like the sizzle fading out or any other noise related to the physical process shown. It sounds like a digital audio clip ending abruptly or a sound effect that was not properly faded out in post-production.**\n\n4. **\*\*Synthesize visual and audio analysis:** **\*\*The visuals are physically plausible but have a \"too perfect\" quality that is common in CGI.** **\*\*The initial audio syncs well with the visuals and sounds realistic for the depicted event.** **\*\*The final sound in the audio track is a major red flag. This artificial tone strongly suggests that the audio is not a genuine recording of the event shown. It is likely a stock sound effect or a digitally created sound that was edited into the video.** **\*\*When a video's audio contains such a clear and unnatural artifact, it casts serious doubt on the authenticity of the entire presentation. It's highly probable that the audio is manipulated or fabricated, the video itself is also fabricated (i.e., CGI). The combination of slightly-too-clean visuals and a definitively fake sound element points towards the video being a digital creation.**\n\n5. **\*\*Conclusion:** **\*\*The presence of the artificial electronic tone at the end of the audio is the most conclusive piece of evidence. It breaks the illusion of a real-world recording. Therefore, the video is very likely fake/CGI.** </think>\n<answer>0</answer>

Table 6. Prediction statistics of Qwen3-VL-8B-Instruct on real and generated videos.

Source (real/Video Gen Model)	Valid Total Answer Number	Predict = Fake	Predict = Real
Real	100	23	77
Veo3.1-fast	99	37	62
Sora2	95	94	1
Hunyuan	100	32	68
OpenSora (i2v)	100	26	74
Wan (it2v)	99	35	64
Wan (i2v)	89	28	61
StepVideo (t2v)	98	89	9



## Sora2 Generated Video:



Without audio ❌

"<think>The user wants me to determine if the video is real or fake based on the provided image series.\n\nThe video shows someone picking up a piece of wood from a tree stump and breaking it apart.\n\nHere's my reasoning process:\n\n1. **Analyze the object and action:** The video shows a hand manipulating a piece of wood that appears to be part of a rotting or old tree stump. The wood is breaking apart, revealing different textures (some solid, some splintered, some darker/decayed). This is a plausible action for an old piece of wood.\n\n2. **Examine the details of the wood:** The way the wood splinters and breaks seems consistent with natural wood fibers. There are no obvious signs of artificial materials or CGI artifacts in the wood itself.\n\n3. **Examine the hands:** The hands appear natural, with skin texture, nails, and movement consistent with human hands.\n\n4. **Examine the environment:** The background shows a natural outdoor setting with dirt, leaves, and other debris around the stump. This also looks natural.\n\n5. **Look for inconsistencies/anomalies:** I don't see any obvious visual glitches, unnatural physics, or strange textures that would suggest it's fake. The way the light reflects, the movement, and the breaking of the wood all appear consistent with reality.\n\n6. **Consider the "Sora" watermark:** The "Sora" watermark indicates that this video might have been generated by OpenAI's Sora model. However, the presence of a watermark from an AI model does not automatically mean the "content" depicted is fake or impossible in the real world. Sora aims to create realistic videos. The question is whether the "depicted scene" itself is real or fake, not whether the "video file" was AI-generated. If Sora creates a perfectly realistic video of a real-world action, then the action itself could be considered "real" in terms of its depiction. In the context of "real or fake" for the "content" of the video, I should evaluate if the events shown could plausibly happen in reality.\n\n7. **Re-evaluate based on Sora:** Given that Sora is designed to generate highly realistic video, if a video "looks" real and doesn't exhibit any clear inconsistencies, it's possible Sora has done a good job. My task is to judge the "content" as real or fake, not the "source" as AI or human camera. The action of breaking wood from a stump is entirely plausible and looks realistic in this sequence.\n\nConclusion: The action of a person breaking apart wood from a stump looks entirely consistent with real-world physics and materials. There are no visual cues to suggest it's fake, other than the Sora watermark, which indicates the "method of creation" rather than the "plausibility of the depicted event". If the question is "Is the event depicted" real or fake?", then the event itself is plausible and looks real. If the question implies "Was this 'filmed' in the real world?", then the Sora watermark suggests it was generated. However, without further context, "real or fake" usually refers to the realism of the "depiction" of the event. The video depicts an action that could realistically happen.\n\n<think>The video shows a person's hands breaking apart a piece of wood from what appears to be an old tree stump.\n\n1. **Visual Realism:** The textures of the wood, the way it splinters and breaks, and the appearance of the hands all seem highly realistic. There are no obvious visual artifacts, distortions, or unnatural movements.\n\n2. **Physical Plausibility:** Breaking off decaying wood from a stump by hand is a common and physically plausible action. The force applied and the resulting breakage appear consistent with real-world physics.\n\n3. **Environment:** The background shows a natural outdoor setting with dirt and plants, which also looks authentic.\n\n4. **Sora Watermark:** The "Sora" watermark indicates that this video was generated by OpenAI's Sora model. However, the question asks whether the "video is real or fake", implying whether the "content depicted" is realistic or fabricated in a way that couldn't happen. Sora's purpose is to generate highly realistic videos of events that could occur in the real world. While the video itself is AI-generated, the "event it depicts" is entirely consistent with reality. If the video accurately simulates a real-world event without any inconsistencies, then the depicted action itself is "real" in its plausibility, even if the video file was not captured by a physical camera.\n\nGiven that the visual details and physics appear consistent with reality, the "depicted event" can be considered real/plausible, even if the video was AI-generated. I am assessing the realism of the content, not the origin of the video recording. If the video "looks" real and depicts something that "could" happen, it should be considered "real" in the context of this question.\n\n<think><answer>1</answer></think>

With audio ✅

"<think>\n\n1. **Analyze the Visual Evidence:**\n\n**Watermark:** The most prominent clue is the watermark "Sora" visible in every frame. Sora is a text-to-video AI model developed by OpenAI. Its presence is a direct label indicating that the video was generated by this AI.\n\n**Object Physics and Consistency:** The video shows a pair of hands breaking a piece of wood. The outer layer of the wood appears dark and rotted, while the inside is light-colored and splinters like fresh, dry wood. While it's possible for wood to rot on the outside and be sound on the inside, the transition here is somewhat unnatural. The way the splinters form and the pieces deform exhibits a slight "softness" or lack of rigid physics, which is a common artifact in current AI-generated videos. The interaction between the hands and the object doesn't always seem perfectly grounded in real-world physics.\n\n**Background Elements:** The background includes a small sign that says "ODDLY SATISFYING." This is a common trope in real "satisfying" videos, which AI models like Sora would have been trained on. Its inclusion is consistent with an AI trying to replicate a popular video genre.\n\n**Hand Appearance:** The hands look largely realistic, but like many AI-generated videos, they can sometimes have subtle inconsistencies in movement or texture upon close inspection.\n\n2. **Analyze the Audio Evidence:**\n\n**The audio consists of crackling, crunching, and splintering sounds that are appropriate for the action of breaking wood.** The sounds are well-synched with the visual actions. However, audio can be easily added to a video. In the context of AI-generated video, it's common to either have the AI generate the audio or to dub real audio over the generated visuals to enhance realism. The audio itself doesn't confirm or deny the authenticity of the visuals.\n\n3. **Synthesize and Conclude:**\n\n**The definitive piece of evidence is the "Sora" watermark. This explicitly identifies the video's origin as an AI generator.** Supporting this conclusion are the subtle visual artifacts, such as slightly unnatural physics and object interactions, which are characteristic of AI-generated content.\n\nTherefore, the video is not a recording of a real-world event but an artificial creation. It is fake.\n\n<think>\n\n<answer>0</answer></think>

Figure 8. Gemini-2.5-flash on sora2 generated videos, with and without audio. After adding the audio, the VLM detects the video to be fake.

Table 7. Prediction statistics of Qwen3-vl-235b-Instruct on real and generated videos.

Source (real/Video Gen Model)	Valid Total Answer Number	Predict = Fake	Predict = Real
Real	95	7	88
Veo3.1-fast	96	19	77
Sora2	92	63	29
Hunyuan	98	5	93
OpenSora (i2v)	94	8	86
Wan (it2v)	93	11	82
Wan (i2v)	85	9	76
StepVideo (t2v)	95	84	11

Table 8. Prediction statistics of Qwen2.5-vl-72B-Instruct on real and generated videos.

Source (real/Video Gen Model)	Valid Total Answer Number	Predict = Fake	Predict = Real
Real Videos	95	7	88
Veo3.1-fast	100	17	83
Sora2 (IT2V)	92	63	29
Hunyuan (IT2V)	98	5	93
OpenSora (I2V)	94	8	86
Wan (IT2V)	93	11	82
Wan (I2V)	85	9	76
StepVideo (T2V)	95	84	11

Table 9. Prediction statistics of GPT5 on real and generated videos.

Source (real/Video Gen Model)	Valid Total Answer Number	Predict = Fake	Predict = Real
Real Videos	100	2	98
Veo3.1-fast	99	11	88
Sora2 (IT2V)	97	90	7
Hunyuan (IT2V)	100	15	85
OpenSora (T2V)	99	16	83
OpenSora (I2V)	99	15	84
Wan (IT2V)	100	17	83
Wan (I2V)	90	7	83
StepVideo (T2V)	99	89	10

Table 10. Prediction statistics of Qwen3-VL-30B on real and generated videos.

Source (real/Video Gen Model)	Valid Total Answer Number	Predict = Fake	Predict = Real
Real Videos	94	19	75
Veo3.1-fast	90	20	70
Sora2 (IT2V)	91	20	71
Hunyuan (IT2V)	95	19	76
OpenSora (I2V)	95	14	81
Wan (IT2V)	96	29	67
Wan (I2V)	86	14	72
StepVideo (T2V)	97	81	16

Table 11. Prediction statistics of GLM-4V on real and generated videos.

Source (real/Video Gen Model)	Valid Total Answer Number	Predict = Fake	Predict = Real
Real Videos	80	15	65
Veo3.1-fast	77	20	57
Sora2 (IT2V)	80	37	43
Hunyuan (IT2V)	79	32	47
OpenSora (I2V)	77	39	38
Wan (IT2V)	78	26	52
Wan (I2V)	73	19	54
StepVideo (T2V)	91	84	7



Table 12. Prediction statistics of Gemini-2.5-pro on real and generated videos.

Source (real/Video Gen Model)	Valid Total Answer Number	Predict = Fake	Predict = Real
Real Videos	92	10	82
Veo3.1-fast	99	16	83
Sora2 IT2V	95	76	19
Sora2 T2V	96	93	3
Hunyuan T2V	97	18	79
Hunyuan IT2V	92	39	53
OpenSora T2I2V	96	42	54
OpenSora T2V	97	38	59
OpenSora I2V	91	32	59
Wan I2V	84	22	62
Wan IT2V	99	33	66
Wan T2V	92	20	72
StepVideo T2V	91	79	12

Table 13. Prediction statistics of Gemini-2.5-flash on real and generated videos.

Source (real/Video Gen Model)	Valid Total Answer Number	Predict = Fake	Predict = Real
Real Videos	98	20	78
veo3.1-fast	100	5	95
Sora2 IT2V	95	91	4
Sora2 T2V	96	96	0
Hunyuan IT2V	98	26	72
Hunyuan T2V	98	25	73
OpenSora T2I2V	97	44	53
OpenSora T2V	94	27	67
OpenSora I2V	96	29	67
Wan IT2V	95	29	66
Wan T2V	94	23	71
Wan I2V	85	20	65

Table 14. Prediction statistics of GPT-4o on real and generated videos.

Source (real/Video Gen Model)	Valid Total Answer Number	Predict = Fake	Predict = Real
Real Videos	100	2	98
veo3.1-fast	100	11	89
Sora2 IT2V	97	3	94
Sora2 T2V	100	9	91
Hunyuan IT2V	100	15	85
Hunyuan T2V	100	7	93
OpenSora T2I2V	100	18	82
OpenSora T2V	100	10	90
OpenSora I2V	100	15	85
Wan IT2V	100	13	87
Wan T2V	100	13	87
Wan I2V	90	7	83
StepVideo T2V	100	92	8

Table 15. Prediction statistics of GPT-4o-mini on real and generated videos.

Source (real/Video Gen Model)	Valid Total Answer Number	Predict = Fake	Predict = Real
Real Videos	100	6	94
veo3.1-fast	100	17	83
Sora2 IT2V	97	8	89
Sora2 T2V	100	16	84
Hunyuan IT2V	100	7	93
Hunyuan T2V	100	8	92
OpenSora T2I2V	100	14	86
OpenSora T2V	100	14	86
OpenSora I2V	100	12	88
Wan IT2V	100	7	93
Wan T2V	100	12	88
Wan I2V	90	8	82
StepVideo T2V	100	84	16

Table 16. Human evaluation statistics on real and generated videos

model	real total	predict=fake	predict=real	fake toal	predict=fake	predict=real	score
Veo3.1-Fast	40	7	33	10	8	2	0.8125
Sora2	40	7	33	10	10	0	0.9125
Wan2.2-A14B	40	7	33	10	9	1	0.8625
Wan2.2-5B	40	7	33	10	10	0	0.9125
Opensora-V2	40	7	33	10	10	0	0.9125
Hunyuan Video	40	7	33	10	10	0	0.9125
StepVideo	40	7	33	10	10	0	0.9125