

SPARS: A Reinforcement Learning-Enabled Simulator for Power Management in HPC Job Scheduling

Muhammad Alfian Amrizal^a, Raka Satya Prasasta^b, Santana Yuda Pradata^a, Kadek Gemilang Santiyuda^{c,d}, Reza Pulungan^{a,*}, Hiroyuki Takizawa^e

^aDepartment of Computer Science and Electronics, Universitas Gadjah Mada, Yogyakarta 55281, Indonesia

^bFaculty of Industrial Technology, Universitas Ahmad Dahlan, Yogyakarta 55191, Indonesia

^cPascasarjana, Institut Bisnis dan Teknologi Indonesia, Bali 80225, Indonesia

^dDepartment of Industrial Management, National Taiwan University of Science and Technology, Taiwan 106335, Taiwan

^eCyberscience Center, Tohoku University, Sendai 9800845, Japan

Abstract

High-performance computing (HPC) clusters consume enormous amounts of energy, with idle nodes as a major source of waste. Powering down unused nodes can mitigate this problem, but poorly timed transitions introduce long delays and reduce overall performance. To address this trade-off, we present SPARS, a reinforcement learning-enabled simulator for power management in HPC job scheduling. SPARS integrates job scheduling and node power state management within a discrete-event simulation framework. It supports traditional scheduling policies such as First Come First Served and EASY Backfilling, along with enhanced variants that employ reinforcement learning agents to dynamically decide when nodes should be powered on or off. Users can configure workloads and platforms in JSON format, specifying job arrivals, execution times, node power models, and transition delays. The simulator records comprehensive metrics—including energy usage, wasted power, job waiting times, and node utilization—and provides Gantt chart visualizations to analyze scheduling dynamics and power transitions. Unlike widely used Batsim-based frameworks that rely on heavy inter-process communication, SPARS provides lightweight event handling and consistent simulation results, making experiments easier to reproduce and extend. Its modular design allows new scheduling heuristics or learning algorithms to be integrated with minimal effort. By providing a flexible, reproducible, and extensible platform, SPARS enables researchers and practitioners to systematically evaluate power-aware scheduling strategies, explore the trade-offs between energy efficiency and performance, and accelerate the development of sustainable HPC operations.

Keywords: High-performance computing, scheduling, reinforcement learning, power management, energy efficiency.

Code metadata

Table 1: Code metadata.

No.	Code metadata description	Information
C1	Current code version	v1
C2	Permanent link to code/repository used for this code version	https://github.com/RakaSP/SPARS-Pub
C3	Legal code license	MIT license
C4	Code versioning system used	git
C5	Software code languages, tools, and services used	Python
C6	Compilation requirements, operating environments & dependencies	Python 3.11.13, gymnasium 1.2.0, torch 2.5.1+cu121, torchvision 0.23.0+cpu, CUDA drivers in OS, etc.
C7	If available link to developer documentation/manual	https://github.com/RakaSP/SPARS-Pub/blob/main/README.md
C8	Support email for questions	pulungan@ugm.ac.id

*Corresponding author.

Email addresses: muhammad.alfian.amrizal@ugm.ac.id (Muhammad Alfian Amrizal), 2200018273@webmail.uad.ac.id (Raka Satya Prasasta), santanayudapradata@mail.ugm.ac.id (Santana Yuda Pradata), gemilang.santiyuda@instiki.ac.id (Kadek Gemilang Santiyuda), pulungan@ugm.ac.id (Reza Pulungan), takizawa@tohoku.ac.jp (Hiroyuki Takizawa)

1. Motivation and significance

High-performance computing (HPC) systems play an important role in various fields such as scientific simulation [1, 2, 3, 4, 5, 6], artificial intelligence [7, 8, 9, 10, 11, 12, 13], and forecasting of weather/disasters [14, 15, 16]. As computational needs grow, the power consumption of HPC systems has increased [17], leading to higher energy use. HPC energy consumption is estimated to have reached approximately 140 billion kWh in 2020, equivalent to the annual output of 50 power plants [18]. To make matters worse, these energy costs tend to double every five years [19]. HPC carbon emissions in the US itself were projected to reach 100 million metric tons per year by 2020 [18, 20], a threshold that has likely been surpassed as of today. This trend triggers significant economic, ecological, and technical challenges, including increased operational costs and greater environmental impact [21]. This situation indicates that optimizing HPC usage is critical for reducing carbon footprint, suppressing energy consumption, and extending the lifespan of HPC systems.

Idle HPC nodes (active but not running computations) are among the primary sources of energy waste in HPC. Therefore, it is crucial to power off idle nodes whenever possible to avoid this energy waste. However, across various HPC systems, the process of shutting down and powering on nodes often takes a very long time, typically 10–15 minutes [22], and in extreme cases can reach 30–45 minutes [23]. This causes newly submitted jobs to wait for a long time for nodes to power on if they are currently off. Therefore, an optimal strategy for turning nodes on and off is needed to minimize energy waste due to idle nodes and job waiting time.

Designing effective power state management and scheduling strategies in HPC is important, as it requires balancing energy savings from powering nodes down with the performance penalties of long transition times. Exploring this trade-off directly on production systems is impractical due to scale, cost, and the risk of disrupting ongoing workloads. Therefore, a dedicated simulator is essential: it enables controlled experimentation with diverse workloads, machine configurations, and power-transition policies. Through simulation, researchers can evaluate the consequences of different scheduling and power management strategies, quantify their impact on both energy efficiency and job performance, and iteratively refine approaches before deployment on actual HPC infrastructures.

Batsim [24] is one of the most widely used simulation frameworks for evaluating Power State Management (PSM) policies. It supports modeling job arrivals, resource allocation, and job execution in HPC systems. However, our study reveals several limitations that can affect the reliability and efficiency of simulations:

- Platform dependence and IPC overhead: Batsim depends on GNU/Linux and incurs additional communication overhead due to its reliance on Message Queues for Inter-Process Communication (IPC).
- Same-time event batching issue: When multiple events occur at the same simulation timestamp, Batsim may deliver them to the scheduler as multiple ZeroMQ messages rather than a single atomic batch (Figure 1). A similar behavior has been reported upstream [25], where the maintainers noted that this is expected under the current REQ/REP design and closed the report (issue #67) without changes.
- Incorrect energy accounting: In a run with a 600-second timeout applied to the last 20% of jobs from the NASA Ames iPSC/860 workload trace, restricted to the three-month period from October to December 1993 [26], the sum of per-state durations and their corresponding energy contributions is 25,008,216,299 joules, whereas Batsim reports a total energy of only 24,981,680,699 joules.

Figure 1 illustrates the impact of the same-time event batching issue on a simple workload consisting of four jobs on a two-node system. At time t_0 , Jobs 1 and 2 are single-node jobs that are currently running and scheduled to complete simultaneously. At the same time, Job 3 (a two-node job) and Job 4 (a single-node job) are queued and waiting to be scheduled. In the expected (normal) behavior, the completions of Jobs 1 and 2 are batched into a single event, so the scheduler observes two nodes becoming free simultaneously and immediately launches Job 3 on both nodes, avoiding additional idle time. Under the buggy behavior, the two completion events are delivered in separate messages: after receiving the first completion, the scheduler sees only one free node and, following the backfilling policy, decides to start Job 4; when the second completion is finally processed, only one node remains available for Job 3, which is therefore delayed by one time step and executed through a different sequence of node states. This difference in event batching alone leads to divergent schedules, utilization patterns, and energy traces for logically equivalent simulations. These limitations can negatively impact the development, evaluation, and comparison of schedulers and PSM policies in HPC systems.

In addition to these simulator-level limitations, the scheduler frameworks commonly used with Batsim also introduce practical challenges. Batsim delegates scheduling decisions to external components through a message-based protocol, and several scheduler frameworks implement this interface. Two of such frameworks are *Batsched*, a C++ collection of scheduling policies distributed with Batsim (used in works such as [27, 28]), and *Batsim-py*, a Python library that wraps Batsim and exposes a higher-level API (used in works such as [23, 29]). While *Batsched* supports various scheduling policies, its documentation is outdated and sparse, which makes it difficult to customize. *Batsim-py* offers a more accessible Python-based interface and includes built-in support for common scheduling algorithms, such as First Come First Served (FCFS) and EASY Backfilling (i.e., FCFS with backfilling), along with a timeout-based energy-saving policy. However, this policy suffers from several critical flaws: (1) it powers off nodes prematurely, even when they will soon be needed, due to poor

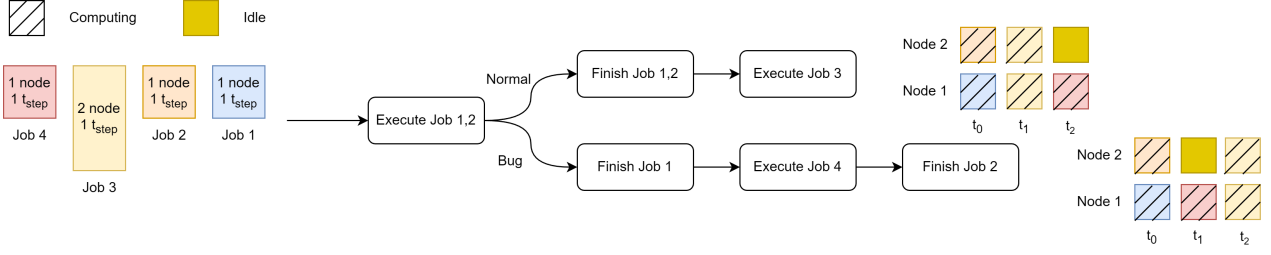


Figure 1: Batsim event processing inconsistency.

prediction of upcoming job starts; (2) it lacks proactive node reactivation, causing jobs to wait unnecessarily for powered-off nodes to become available; and (3) it rigidly binds jobs to specific nodes without reevaluating assignments based on real-time resource availability, which can lead to execution order violations and fairness issues.

To overcome the limitations of Batsim, this paper proposes SPARS (Simulator for Power-Aware Reinforcement Scheduling), a simulator designed to avoid IPC overhead, improve event-processing consistency, and fix existing energy-calculation bugs. One of the key innovations of SPARS is its support for Reinforcement Learning (RL), which is well-suited for solving power-aware scheduling problems modeled as PSM and formulated as Markov decision processes (MDPs) [30]. SPARS includes a scheduler that enables the training of Artificial Intelligence (AI)-based models, with learning updates triggered after each event. To facilitate this, it supports integration with scheduling logic inspired by the EASY Backfilling algorithm [31, 32].

The SPARS simulator introduced in this work directly contributes to the development of the Power State-Unaware Scheduler (PSUS), Power State-Aware Scheduler (PSAS) with Auto Switch On (PSAS (Auto On)), and PSAS + Intelligent Power Manager (IPM) (PSAS+IPM) schedulers described in [33].

2. Software description

SPARS is a Python-based discrete-event simulator designed to model, analyze, and optimize job scheduling dynamics within HPC environments *in continuous time*. Its primary purpose is to enable researchers and system designers to evaluate scheduling algorithms under configurable workloads and platform settings without relying on real-world HPC deployments.

The simulator operates through an event-driven workflow in which job arrivals, executions, completions, and node state transitions are processed in chronological order. Users define workloads and platforms, then select scheduling policies from built-in options such as FCFS, EASY Backfilling, or their own customized scheduling and PSM policy. During simulation, SPARS tracks energy consumption, job waiting times, node utilization, resource waste metrics, and the data needed to visualize scheduling results in a Gantt chart, providing comprehensive insights into the effectiveness of scheduling algorithms.

2.1 Software architecture

The core architecture of SPARS, depicted in Figure 2, consists of an event-driven HPC simulator coupled with an external scheduler. The simulator is organized into four main components: the Jobs Manager, which maintains the job queue and dispatches jobs; Platform Control, which applies state transitions to the simulated machines (e.g., powering nodes on or off, changing operating states); the Metrics Collector, which records runtime statistics; and the Simulated Machines model. The scheduler observes the current job queue and machine states exported by the simulator and replies with scheduling decisions encoded as events (e.g., job start, cancellation, or node-state changes). SPARS provides several built-in scheduler implementations, including FCFS, EASY Backfilling, and custom policies, and also allows users to plug in their own schedulers.

The components highlighted with dashed borders in Figure 2 are optional and implement the RL extension of SPARS. When enabled, the simulator periodically sends metrics to the GYM module, which performs feature extraction, reward calculation, and RL training. An RL Model interacts with a Memory that stores features, actions, and rewards, and outputs high-level actions. The Action Translator converts these actions into simulator events, such as switching machines on or off or modifying their operating state, which are then injected into the simulation. If the RL and GYM components are disabled, SPARS reduces to a conventional HPC simulator plus scheduler, and the simulator-scheduler loop can be executed without any RL functionality.

2.2 Software functionalities

SPARS is a Python-based discrete-event simulator for power-aware HPC job scheduling. It unifies workload and platform modeling, scheduling execution, and energy accounting in continuous time. Users define jobs and machines using

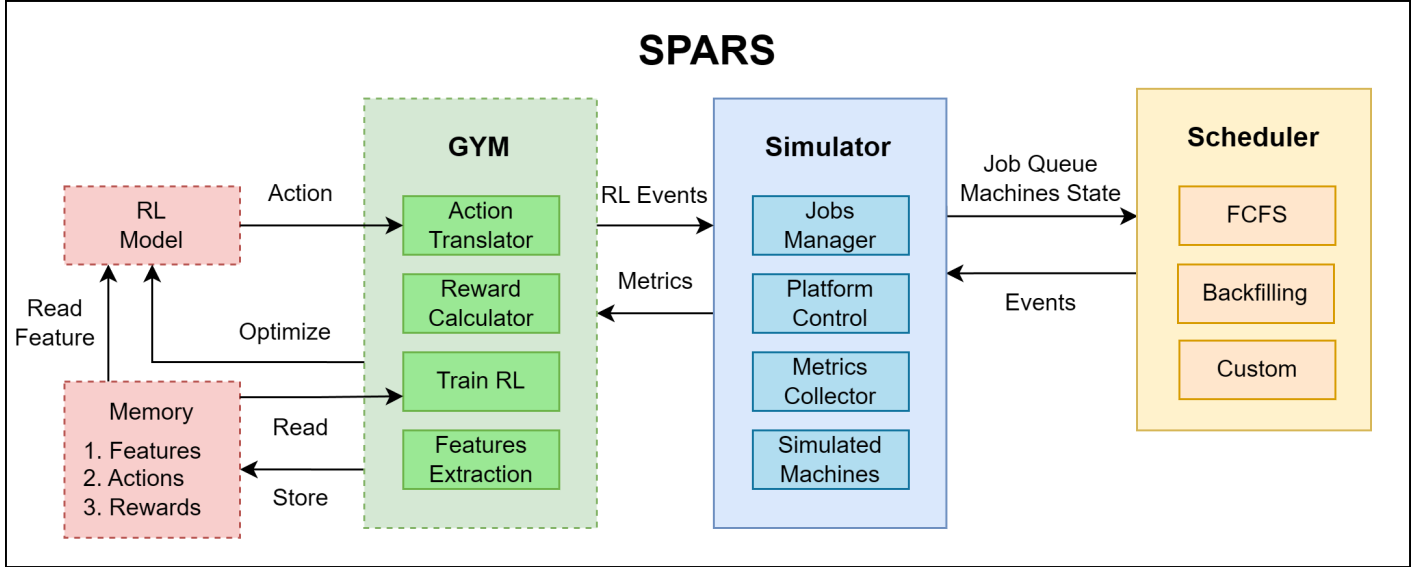


Figure 2: SPARS software architecture.

JSON files that specify attributes such as arrival times, job sizes, durations, node requirements, state transition delays, and power models. Experiments can then be conducted using pluggable schedulers, including FCFS, EASY Backfilling with variants such as PSAS+IPM, PSUS, and PSAS (Auto On) [33], or RL-based power-state management [23, 29] via a GYM-style interface. During a run, the engine processes arrivals, dispatches, completions, and on/off transitions while tracking energy in active, idle, sleep, and transition states. SPARS writes CSV logs for jobs and node states, reports utilization, mean waiting time, total energy, and wasted energy, and renders Gantt charts to visualize scheduling and power behavior. A modular architecture lets researchers swap scheduling logic, feature extractors, reward functions, and learning algorithms without changing the core, which makes policy comparisons reproducible and extensions straightforward.

2.3 Basic usage of SPARS

This section provides a guide to basic SPARS usage. A more comprehensive user guide is available in the simulator’s GitHub repository.

2.3.1. Instantiating a problem case

To simulate a scheduling scenario in SPARS, users must define the platform and the workload. Both are described in a JSON file. The platform describes the hardware specifications of the HPC system, including the number of compute nodes, the node state transition time, and the energy consumption in each state. The platform configuration enables simulation of diverse hardware environments. The `platform.json` file contains a list of nodes, with the fields summarized in Table 2.

Table 2: Structure of `platform.json`.

Field (JSON key)	Description
Node ID (<code>id</code>)	Unique identifier of the machine.
DVFS profiles (<code>dvfs_profiles</code>)	Mapping from DVFS modes to pairs of nominal power and normalized compute speed.
DVFS mode (<code>dvfs_mode</code>)	Default DVFS profile used by the node.
Power-state model (<code>states</code>)	Set of power states (<code>active</code> , <code>sleeping</code> , <code>switching_on</code> , <code>switching_off</code>), where each state specifies (i) power/energy consumption rate, (ii) compute speed (possibly inherited from the DVFS profile), and (iii) allowed transitions to other states with associated transition times.

The workload defines the set of jobs that will be submitted and scheduled. Each job includes information such as its submission time, the number of compute nodes required, the expected runtime, and a unique job identifier. The `workload.json` file specifies the job stream with the fields summarized in Table 3.

Users should turn their real problem cases into these formats by encoding the target platform in a `platform.json` file and the job stream in a `workload.json` file. Additionally, SPARS includes a workload generator that can be configured

Table 3: Structure of `workload.json`.

Field (JSON key)	Description
Total resources (<code>nb_res</code>)	The maximum number of compute nodes a job could request.
Job ID (<code>job_id</code>)	Unique identifier of the job.
Requested resources (<code>res</code>)	Number of resources (e.g., nodes) requested by the job.
Submission time (<code>subtime</code>)	Job submission time.
User ID (<code>user_id</code>)	Identifier of the user submitting the job.
Requested wall-time (<code>reqtime</code>)	Maximum runtime requested by the user.
Actual runtime (<code>runtime</code>)	Realized execution time of the job.
Profile (<code>profile</code>)	Identifier of the job’s execution profile.

to produce a JSON file of workloads with tunable characteristics. Users can control how frequently jobs arrive (arrival rate), the average execution time and its variability, the minimum and maximum number of nodes requested per job, and the number of jobs.

2.3.2. Configurations

The simulator’s behavior is controlled through configuration files, allowing experiments to be changed without modifying the source code. A runtime YAML file (`simulator_config.yaml`) governs the main options—workload, platform, output path, scheduling algorithm, and timing policies. For instance, the `timeout` parameter sets the decision cadence, the `overrun_policy` specifies whether late jobs are terminated or continued, and the start time can be defined either as an epoch or a timestamp (including “now”). RL can be enabled or disabled, and when active, its control mode can be discrete or continuous with a given step size. Devices and hyperparameters are also defined here, ensuring experiments can be reproduced with or without RL under comparable settings.

The snippet below shows one example of a `simulator_config.yaml` used in our experiments:

```
paths:
  workload: "workloads/nasa-20-back.json"
  platform: "platforms/platform-nasa-128.json"
  output: "results"

run:
  algorithm: "easy_psas"
  overrun_policy: "terminate"
  timeout: 300          # decision interval (Int) or null for event-driven
  start_time: 0         # can be integer or "now"

rl:
  enabled: false
  learn: false
  type: "discrete"      # "discrete" | "continuous"
  dt: 1800              # required when type == "discrete"
  device: "cuda"        # "cpu" | "cuda" | "auto"
  epochs: 1
  num_nodes: 128
  checkpoint: null

agents:
  spars:
    class: "RL_Agent.SPARS.agent:ActorCritic"
    params:
      obs_dim: 6
      device: "cuda"
    optimizer:
      class: "torch.optim.Adam"
      params:
        lr: 0.0003

  assign: "spars"

logging:
  level: "TRACE"
  file: "results/simulation.log"
```

A second layer, defined in `Config.py`, controls the GYM interface. This includes registries for feature extractors, action translators, rewards, and learners. Each entry can be swapped at runtime by editing the configuration dictionary, allowing experimentation with different observation spaces, reward definitions, or learning algorithms without modifying the simulator core. Together, these configuration layers make it easy to explore alternative policies and objectives in a reproducible manner.

2.3.3. Running the simulation

The main entry point for executing experiments is a driver script (e.g., `runner.py`) that loads `simulator_config.yaml`, constructs the `Simulator`, and then either runs a standard (non-RL) simulation or wraps the simulator in a GYM environment for RL-based node power management. A simplified version of this control flow is shown below:

```
cfg = _load_config("simulator_config.yaml")
rl_enabled = bool(cfg["rl"]["enabled"])

if rl_enabled:
    # Build simulator and environment
    simulator = Simulator.from_config(cfg, rl_kwargs=...)
    env = HPCGymEnv(simulator, device)
    model, model_opt = _build_agent(...)

    if learn:
        learn()
    else:
        model.eval()
        env.simulator.start_simulator()
        observation = env.get_observation()
        while env.simulator.is_running:
            action, _ = get_action(model, observation)
            observation, _, _ = env.step(action)
else:
    # Non-RL simulation
    simulator = Simulator.from_config(cfg)
    run_simulation(simulator, output_path)
```

In the non-RL case, the simulation is executed via `run_simulation()`, which initializes the selected workload, platform, and scheduler inside the `Simulator` class and then repeatedly calls its `proceed()` method to advance event by event, handling job submissions, executions, completions, and node-state changes, and invoking the chosen scheduling algorithm at each decision point.

When RL is enabled, the same `Simulator` is wrapped by `HPCGymEnv`, exposing the scheduling and node power-management problem as a GYM-compatible environment. The RL agent observes the current system state, selects actions that control node power-state transitions, and steps the environment until the simulation terminates. During training, the environment uses a reward function defined by the user to compute feedback for the agent. The default implementation captures trade-offs between energy usage and performance (e.g., job waiting time), but this can be customized. During evaluation, the learned policy is applied without further updates, and the underlying EASY Backfilling-based scheduler operates on the node states chosen by the RL agent.

In both modes, SPARS produces the same family of CSV outputs, including job execution logs, node state traces, and aggregate statistics such as total energy consumption, energy waste in idle and transitional states, and waiting-time summaries.

2.4 Software setup

To set up SPARS, users can first clone the source code from the GitHub repository using the following command:

```
git clone https://github.com/RakaSP/SPARS-Pub.git
```

Users on both Windows and Linux should then create and activate a Python virtual environment, then install the required packages. Detailed setup instructions for each operating system are available in the project’s GitHub repository.

3. Illustrative examples

To demonstrate SPARS’ capabilities, we present simulation experiments conducted on a representative workload and platform configuration. The job workload and HPC platform were generated using the configuration code provided in Section 2, ensuring that results are directly reproducible by other researchers. The hardware-specific simulation parameters were configured to approximate typical NASA HPC systems, which are frequently used as benchmarks in scheduling and energy-efficiency studies [23, 29]. The detailed parameters used in this simulation are summarized in Table 4.

The simulator was executed with six schedulers developed in [33]: FCFS and EASY Backfilling, each with three variants—PSUS, PSAS (Auto On), and PSAS+IPM. Each scheduler was evaluated on identical workloads and platform parameters to ensure a fair comparison.

3.1 Scheduler analysis and performance metrics

One of the most direct ways to analyze scheduling performance in SPARS is through Gantt chart visualization. Gantt charts provide a temporal view of job execution across compute nodes, making it possible to inspect utilization efficiency, resource fragmentation, and the effects of scheduling and power-state decisions on performance and energy usage. They reveal when nodes are executing jobs, when they are idle, and when they are in transition between on and off states.

Table 4: Representative HPC platform and workload parameters used in the illustrative example.

Parameter	Value
Number of compute nodes	128
Compute speed	1
Node active power	190 W
Transition-on power	190 W
Transition-on time	45 minutes
Transition-off power	9 W
Transition-off time	30 minutes
Sleeping power	9 W
Workload size	3614 jobs
Maximum job size	128 nodes

Figure 3 presents a Gantt chart produced by SPARS for a workload of 200 jobs executed on 16 nodes under the EASY Backfilling scheduler. The horizontal axis represents simulation time, while the vertical axis corresponds to compute nodes. Each colored block indicates the execution of a job; idle periods appear as blank gaps, and transitional states are shown as shaded bands. This explicit representation of transitions is important because, in real HPC systems, transition periods contribute to both energy consumption and job waiting times.

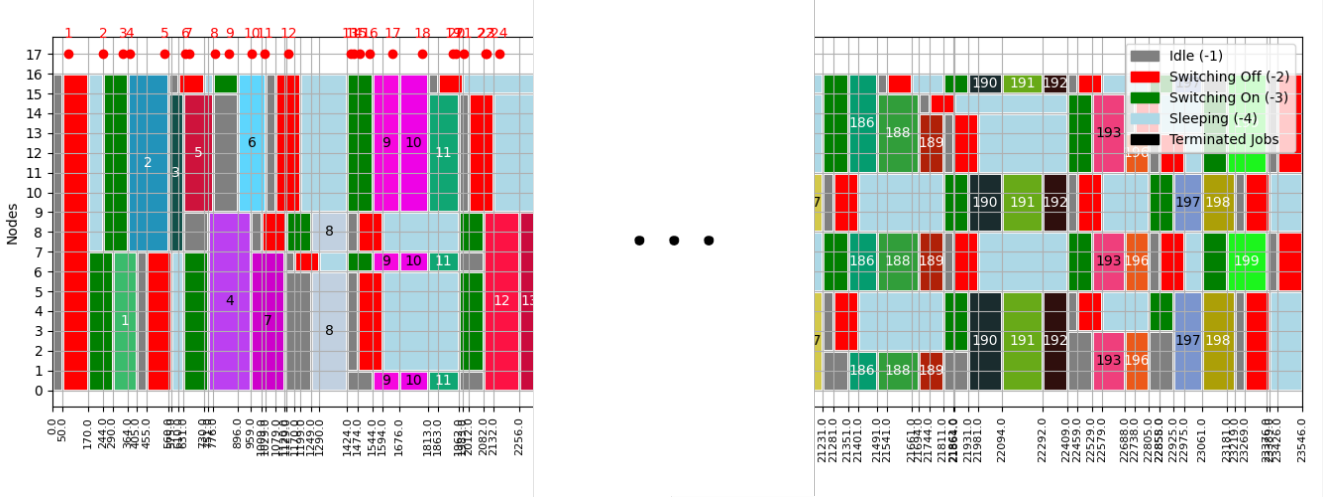


Figure 3: Example Gantt chart produced by SPARS for a workload of 200 jobs on 18 nodes, using the EASY Backfilling scheduler with the terminate overrun policy.

Figure 4 summarizes the cumulative energy consumption and average job waiting time for the six aforementioned schedulers implemented in SPARS. To assess SPARS’s reliability as a simulator, we compare its implementation of the EASY Backfilling scheduler using the PSUS policy with the same policy implemented in the Batsim simulator (referred to as EASY Batsim). The results show only a 0.69% deviation in total energy consumption. This deviation may be due to the previously discussed issues in Batsim, such as inconsistent event processing and its energy-accounting bug.

Although the numerical deviation of total energy consumption between Batsim and SPARS remains below 1%, SPARS delivers a major improvement in simulation speed. We compare the end-to-end simulation runtime of SPARS against Batsim across timeouts from 5 to 60 minutes for the EASY Backfilling PSUS scheduling policy. We report the results in Table 5. In every configuration, SPARS is consistently faster: its runtime is only about 16–23% of Batsim’s runtime (runtime ratio 0.162–0.231), corresponding to a speedup of roughly $4.3\times$ – $6.2\times$. Averaged over all 12 timeout values, SPARS reduces runtime by 54.1 s per run and achieves an average runtime ratio of 0.205, i.e., about a $4.88\times$ speedup compared to Batsim. Since both frameworks execute the same EASY-PSUS configuration, these results indicate that SPARS can evaluate this scheduling policy substantially more efficiently than Batsim. Such efficiency is due to the lightweight design of SPARS, which eliminates the IPC overhead found in Batsim, resulting in substantially faster runtimes. This is particularly valuable in RL contexts that demand repeated simulations. A full analysis of scheduler behavior and trade-offs using SPARS is presented in our companion study [33].

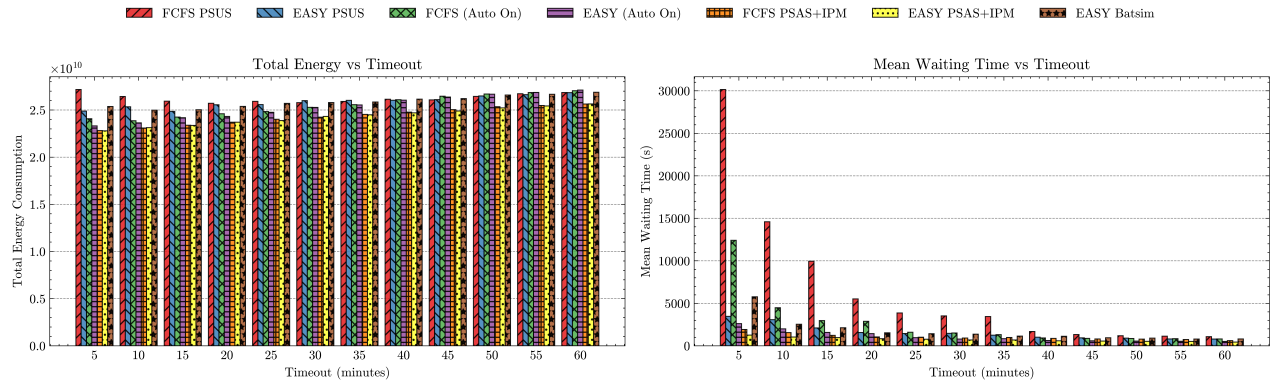


Figure 4: Comparison of cumulative energy consumption and average job waiting time across six schedulers.

Table 5: Runtime comparison between Batsim and SPARS for the EASY PSUS scheduling policy. *Difference* is defined as SPARS – Batsim, while *Ratio* as SPARS/Batsim.

Timeout (m)	Batsim (s)	SPARS (s)	Difference (s)	Ratio
5	99.83	16.21	−83.61	0.162
10	75.78	15.22	−60.55	0.201
15	75.39	14.56	−60.83	0.193
20	72.10	14.27	−57.83	0.198
25	66.15	13.90	−52.26	0.210
30	66.02	13.54	−52.48	0.205
35	63.26	14.02	−49.24	0.222
40	62.16	14.36	−47.80	0.231
45	62.11	12.66	−49.45	0.204
50	60.19	13.18	−47.01	0.219
55	56.35	12.67	−43.68	0.225
60	57.04	12.52	−44.52	0.219

3.2 Reproducibility and extensibility

The configuration files, source code, and plotting scripts used to produce the above figures are publicly available in the project’s GitHub repository. This ensures that all experiments can be replicated and extended. Users may adapt the workload and platform JSON files to model alternative systems, such as larger-scale exascale systems or domain-specific workloads (e.g., AI training, weather forecasting). By modifying only the input configurations, researchers can benchmark new scheduling strategies under diverse system assumptions.

These illustrative examples confirm that SPARS is capable of (i) accurately reproducing the dynamics of HPC workloads, (ii) visualizing scheduling decisions for interpretability, and (iii) quantitatively comparing scheduling policies with respect to both performance and energy efficiency.

4. Impact

SPARS is a simulator designed for studying power-aware scheduling in HPC systems. It integrates continuous-time simulation, reinforcement learning, scheduling policies, and consistent event processing within a unified, lightweight framework. These capabilities enable researchers to explore realistic scheduling scenarios that combine job management, power-state transitions, and energy-aware decision-making.

SPARS addresses a critical gap in the HPC job scheduling community: the lack of a lightweight, reproducible, and extensible simulator for analyzing trade-offs between energy efficiency and job performance. Its flexibility allows researchers to prototype and evaluate new scheduling and power management policies in a controlled environment without requiring access to real supercomputing infrastructure. This makes SPARS well-suited for enabling complex, detailed research, as well as for teaching and experimentation.

4.1 Research opportunities

The extensibility of SPARS makes it a powerful platform for researchers to investigate the interaction between job scheduling, node power-state management, and system-level performance in large-scale HPC environments. By modifying

the workload and platform configuration files—or by extending the scheduler module—researchers can simulate diverse HPC. This flexibility enables exploration of several open research directions:

- **Energy-performance trade-offs:** SPARS allows systematic evaluation of how different policies balance energy efficiency with job waiting time, enabling the design of schedulers that are both sustainable and responsive.
- **Reinforcement learning in scheduling:** With its built-in RL-based node state management, SPARS provides a foundation for experimenting with adaptive policies modeled as continuous-time MDPs, a promising research area for real-time, dynamic HPC systems.
- **Scheduler innovation:** Researchers can implement new scheduling heuristics or extend existing ones (e.g., priority-aware backfilling, topology-aware scheduling), then benchmark them against FCFS, EASY Backfilling, or other policies.
- **Scalability studies:** By scaling workloads and node counts, SPARS can be used to investigate the behavior of scheduling strategies under exascale conditions, offering insights into how policies must evolve for future supercomputing infrastructures.

4.2 Practical applications & real world impacts

SPARS can be extended to incorporate detailed hardware characteristics such as node-level power curves, cooling overheads, and dynamic voltage and frequency scaling (DVFS) profiles. This enables adaptive scheduling strategies that consider both job requirements and system-level energy constraints, enabling proactive node-state management and power capping. By modeling these features, SPARS helps explore how energy-aware scheduling can reduce operational costs, extend hardware lifespan, and promote environmentally sustainable supercomputing practices.

Beyond its role as a research platform, SPARS provides practical benefits to industries and institutions that rely on HPC clusters for critical workloads. By simulating real-world conditions—such as fluctuating workloads, sudden bursts of job submissions, and node failures—users can evaluate scheduling strategies under stress before deploying them in production systems. This helps avoid costly trial-and-error experiments on real clusters and accelerates the adoption of more efficient scheduling solutions.

The detailed simulation capabilities of SPARS are particularly valuable in application domains where both performance and sustainability are mission-critical, such as climate and weather forecasting [14, 16], large-scale artificial intelligence training [7, 8], and disaster prediction or response planning [15]. By refining scheduling and power management strategies under these scenarios, SPARS enables improved system responsiveness, reduced energy costs, and enhanced reliability.

In practice, SPARS serves not only as a tool for designing new algorithms but also as a platform for system administrators, hardware architects, and application scientists to evaluate the real-world impacts of different scheduling policies. By bridging the gap between theoretical research and practical deployment, SPARS advances sustainable, reliable, and high-performance HPC operations across both academic and industrial contexts.

5. Conclusion

SPARS provides a versatile and powerful tool for simulating job scheduling and power state management in high-performance computing environments. The software enables the systematic evaluation of scheduling algorithms under diverse workloads and platform configurations, with a focus on balancing energy efficiency and job performance. Its extensible architecture, support for reinforcement learning, and continuous-time event processing make SPARS adaptable to a wide range of research and practical needs. By lowering the barrier to reproducible experimentation, SPARS serves as both a research framework and a practical testing ground for advancing sustainable and efficient HPC operations.

Acknowledgements

This work is partly supported by Universitas Gadjah Mada’s Program Asistensi Riset 2025 no. 4588/UN1.P4/Dit-Lit/PT.01.03/2025.

CRedit authorship contribution statement

M. A. Amrizal: Conceptualization, Formal analysis, Investigation, Methodology, Software, Supervision, Validation, Visualization, Writing – original draft, Writing – review & editing. **R. S. Prasasta:** Formal analysis, Investigation, Methodology, Software, Visualization, Writing – original draft, Writing – review & editing. **S. Y. Pradata:** Formal analysis, Investigation, Methodology, Writing – original draft, Writing – review & editing. **K. G. Santiyuda:** Formal analysis, Methodology, Validation, Writing – review & editing. **R. Pulungan:** Conceptualization, Formal analysis, Funding acquisition, Methodology, Resources, Supervision, Validation, Writing – review & editing. **H. Takizawa:** Formal analysis, Methodology, Validation, Writing – review & editing.

Declaration of competing interest

All authors declare that they have no known competing financial interests or personal relationships that could have appeared to influence the work reported in this paper.

Data and implementation

We have created a repository to store the source code and data in <https://github.com/RakaSP/SPARS-Pub>.

References

- [1] E. Altman, K. R. Brown, G. Carleo, L. D. Carr, E. Demler, C. Chin, B. DeMarco, S. E. Economou, M. A. Eriksson, K.-M. C. Fu, M. Greiner, K. R. Hazzard, R. G. Hulet, A. J. Kollár, B. L. Lev, M. D. Lukin, R. Ma, X. Mi, S. Misra, C. Monroe, K. Murch, Z. Nazario, K.-K. Ni, A. C. Potter, P. Roushan, M. Saffman, M. Schleier-Smith, I. Siddiqi, R. Simmonds, M. Singh, I. Spielman, K. Temme, D. S. Weiss, J. Vučković, V. Vuletić, J. Ye, M. Zwierlein, Quantum simulators: Architectures and opportunities, *PRX Quantum* 2 (2021) 017003. doi:10.1103/PRXQuantum.2.017003.
- [2] O. Hennigh, S. Narasimhan, M. A. Nabian, A. Subramaniam, K. Tangsali, Z. Fang, M. Rietmann, W. Byeon, S. Choudhry, NVIDIA SimNet™: An AI-accelerated multi-physics simulation framework, in: M. Paszynski, D. Kranzlmüller, V. V. Krzhizhanovskaya, J. J. Dongarra, P. M. Sloot (Eds.), *Computational Science – ICCS 2021*, Springer International Publishing, Cham, 2021, pp. 447–461. doi:10.1007/978-3-030-77977-1_36.
- [3] A. J. Daley, I. Bloch, C. Kokail, S. Flannigan, N. Pearson, M. Troyer, P. Zoller, Practical quantum advantage in quantum simulation, *Nature* 607 (7920) (2022) 667–676. doi:0.1038/s41586-022-04940-6.
- [4] J. Collins, S. Chand, A. Vanderkop, D. Howard, A review of physics simulators for robotic applications, *IEEE Access* 9 (2021) 51416–51431. doi:10.1109/ACCESS.2021.3068769.
- [5] C. W. Bauer, Z. Davoudi, A. B. Balantekin, T. Bhattacharya, M. Carena, W. A. de Jong, P. Draper, A. El-Khadra, N. Gemelke, M. Hanada, D. Kharzeev, H. Lamm, Y.-Y. Li, J. Liu, M. Lukin, Y. Meurice, C. Monroe, B. Nachman, G. Pagano, J. Preskill, E. Rinaldi, A. Roggero, D. I. Santiago, M. J. Savage, I. Siddiqi, G. Siopsis, D. Van Zanten, N. Wiebe, Y. Yamauchi, K. Yeter-Aydeniz, S. Zorzetti, Quantum simulation for high-energy physics, *PRX Quantum* 4 (2023) 027001. doi:10.1103/PRXQuantum.4.027001.
- [6] M. Bayat, W. Dong, J. Thorborg, A. C. To, J. H. Hattel, A review of multi-scale and multi-physics simulations of metal additive manufacturing processes with focus on modeling strategies, *Additive Manufacturing* 47 (2021) 102278. doi:10.1016/j.addma.2021.102278.
- [7] E. O. Pyzer-Knapp, J. W. Pitera, P. W. Staar, S. Takeda, T. Laino, D. P. Sanders, J. Sexton, J. R. Smith, A. Curiñi, Accelerating materials discovery using artificial intelligence, high performance computing and robotics, *npj Computational Materials* 8 (1) (2022) 84. doi:10.1038/s41524-022-00765-z.
- [8] E. Kasneci, K. Sessler, S. Küchemann, M. Bannert, D. Dementieva, F. Fischer, U. Gasser, G. Groh, S. Günnemann, E. Hüllermeier, S. Krusche, G. Kutyniok, T. Michaeli, C. Nerdel, J. Pfeffer, O. Poquet, M. Sailer, A. Schmidt, T. Seidel, M. Stadler, J. Weller, J. Kuhn, G. Kasneci, ChatGPT for good? on opportunities and challenges of large language models for education, *Learning and Individual Differences* 103 (2023) 102274. doi:10.1016/j.lindif.2023.102274.
- [9] Y. Chang, X. Wang, J. Wang, Y. Wu, L. Yang, K. Zhu, H. Chen, X. Yi, C. Wang, Y. Wang, W. Ye, Y. Zhang, Y. Chang, P. S. Yu, Q. Yang, X. Xie, A survey on evaluation of large language models, *ACM Transactions on Intelligent Systems and Technology* 15 (3) (Mar. 2024). doi:10.1145/3641289.
- [10] J. Jumper, R. Evans, A. Pritzel, T. Green, M. Figurnov, O. Ronneberger, K. Tunyasuvunakool, R. Bates, A. Žídek, A. Potapenko, A. Bridgland, C. Meyer, S. Kohl, A. Ballard, A. Cowie, B. Romera-Paredes, S. Nikolov, R. Jain, J. Adler, D. Hassabis, Highly accurate protein structure prediction with AlphaFold, *Nature* 596 (2021) 583–589. doi:10.1038/s41586-021-03819-2.
- [11] P. Xu, X. Ji, M. Li, W. Lu, Small data machine learning in materials science, *npj Computational Materials* 9 (1) (2023) 42. doi:10.1038/s41524-023-01000-z.
- [12] Z. Li, J. Yoon, R. Zhang, F. Rajabipour, W. V. Srubar III, I. Dabo, A. Radlińska, Machine learning in concrete science: applications, challenges, and best practices, *npj Computational Materials* 8 (1) (2022) 127. doi:10.1038/s41524-022-00810-x.

- [13] B. Dou, Z. Zhu, E. Merkurjev, L. Ke, L. Chen, J. Jiang, Y. Zhu, J. Liu, B. Zhang, G.-W. Wei, Machine learning methods for small data challenges in molecular science, *Chemical Reviews* 123 (13) (2023) 8736–8780. doi:10.1021/acs.chemrev.3c00189.
- [14] K. P. Selvam, M. Brorsson, Performance modeling of weather forecast machine learning for efficient HPC, in: 2022 IEEE 42nd International Conference on Distributed Computing Systems (ICDCS), 2022, pp. 1268–1269. doi:10.1109/ICDCS54860.2022.00127.
- [15] L. Kornyei, Z. Horvath, A. Ruopp, A. Kovacs, B. Liszkai, Multi-scale modelling of urban air pollution with coupled weather forecast and traffic simulation on HPC architecture, in: The International Conference on High Performance Computing in Asia-Pacific Region Companion, HPCAsia '21 Companion, Association for Computing Machinery, New York, NY, USA, 2021, p. 9–10. doi:10.1145/3440722.3440917.
- [16] N. Manubens, T. Quintino, S. D. Smart, E. Danovaro, A. Jackson, DAOS as HPC storage: a view from numerical weather prediction, in: 2023 IEEE International Parallel and Distributed Processing Symposium (IPDPS), 2023, pp. 1029–1040. doi:10.1109/IPDPS54959.2023.00106.
- [17] B. Li, R. Basu Roy, D. Wang, S. Samsi, V. Gadepally, D. Tiwari, Toward sustainable HPC: Carbon footprint estimation and environmental implications of HPC systems, in: Proceedings of the International Conference for High Performance Computing, Networking, Storage and Analysis, SC '23, Association for Computing Machinery, New York, NY, USA, 2023. doi:10.1145/3581784.3607035.
- [18] J. Whitney, P. Delforge, [Data center efficiency assessment](#), Issue Paper IP:14-08-a, Natural Resources Defense Council (NRDC) (2014).
URL <https://www.nrdc.org/sites/default/files/data-center-efficiency-assessment-IP.pdf>
- [19] R. Buyya, C. Vecchiola, S. T. Selvi, Mastering Cloud Computing: Foundations and Applications Programming, 1st Edition, Morgan Kaufmann Publishers Inc., San Francisco, CA, USA, 2013. doi:10.1016/C2012-0-06719-1.
- [20] V. Mathew, R. K. Sitaraman, P. Shenoy, Energy-aware load balancing in content delivery networks, in: 2012 Proceedings IEEE INFOCOM, 2012, pp. 954–962. doi:10.1109/INFOCOM.2012.6195846.
- [21] K. Li, Energy efficient scheduling of parallel tasks on multiprocessor computers, *The Journal of Supercomputing* 60 (2) (2012) 223–247. doi:10.1007/s11227-010-0416-0.
- [22] T. Ohmura, Y. Shimomura, R. Egawa, H. Takizawa, Toward building a digital twin of job scheduling and power management on an HPC system, in: Job Scheduling Strategies for Parallel Processing: 25th International Workshop, JSSPP 2022, Virtual Event, June 3, 2022, Revised Selected Papers, Springer-Verlag, Berlin, Heidelberg, 2022, p. 47–67. doi:10.1007/978-3-031-22698-4_3.
- [23] T. Budiarjo, S. Y. Pradata, K. G. Santiyuda, M. A. Amrizal, R. Pulungan, H. Takizawa, Improving the efficiency of a deep reinforcement learning-based power management system for HPC clusters using curriculum learning, in: Proceedings of the 2025 Supercomputing Asia Conference, SCA '25, Association for Computing Machinery, New York, NY, USA, 2025, pp. 1–13. doi:10.1145/3718350.3718359.
- [24] P.-F. Dutot, M. Mercier, M. Poquet, O. Richard, Batsim: A realistic language-independent resources and jobs management systems simulator, in: N. Desai, W. Cirne (Eds.), Job Scheduling Strategies for Parallel Processing, Springer International Publishing, Cham, 2017, pp. 178–197. doi:10.1007/978-3-319-61756-5_10.
- [25] M. Madon, et al., Simultaneous events sent in different Batsim messages, <https://github.com/oar-team/batsim/issues/67>, GitHub issue #67 (opened Dec 15, 2021; closed) (2021).
- [26] D. G. Feitelson, Parallel Workloads Archive: NASA Ames iPSC/860 Log, https://www.cs.huji.ac.il/labs/parallel/workload/1_nasa_ipsc/, accessed: December 7, 2025.
- [27] Y. Du, L. Marchal, G. Pallez, Y. Robert, Improving batch schedulers with node stealing for failed jobs, *Concurrency and Computation: Practice and Experience* 36 (12) (2024) e8043. doi:10.1002/cpe.8043.
- [28] R. Boëzennec, F. Dufossé, G. Pallez, Optimization metrics for the evaluation of batch schedulers in hpc, in: Job Scheduling Strategies for Parallel Processing: 26th Workshop, JSSPP 2023, St. Petersburg, FL, USA, May 19, 2023, Revised Selected Papers, Springer-Verlag, Berlin, Heidelberg, 2023, p. 97–115. doi:10.1007/978-3-031-43943-8_5.
- [29] F. R. Khasyah, K. G. Santiyuda, G. Kaunang, F. Makhrus, M. A. Amrizal, H. Takizawa, An advantage actor-critic deep reinforcement learning method for power management in HPC systems, in: H. Takizawa, H. Shen, T. Hanawa, J. Hyuk Park, H. Tian, R. Egawa (Eds.), Parallel and Distributed Computing, Applications and Technologies, Springer Nature Switzerland, Cham, 2023, pp. 94–107. doi:10.1007/978-3-031-29927-8_8.

- [30] R. S. Sutton, A. G. Barto, Reinforcement Learning: An Introduction, A Bradford Book, Cambridge, MA, USA, 2018.
- [31] D. Carastan-Santos, R. Y. De Camargo, D. Trystram, S. Zrigui, One can only gain by replacing EASY backfilling: A simple scheduling policies case study, in: 2019 19th IEEE/ACM International Symposium on Cluster, Cloud and Grid Computing (CCGRID), 2019, pp. 1–10. [doi:10.1109/CCGRID.2019.00010](https://doi.org/10.1109/CCGRID.2019.00010).
- [32] D. Feitelson, A. Weil, Utilization and predictability in scheduling the IBM SP2 with backfilling, in: Proceedings of the First Merged International Parallel Processing Symposium and Symposium on Parallel and Distributed Processing, 1998, pp. 542–546. [doi:10.1109/IPPS.1998.669970](https://doi.org/10.1109/IPPS.1998.669970).
- [33] R. S. Prasasta, S. Y. Pradata, K. G. Santiyuda, M. A. Amrizal, R. Pulungan, H. Takizawa, Co-design of a power state-aware scheduler and an intelligent power manager for energy-efficient HPC systems, in: Proceedings of the 6th Energy Efficient High Performance Computing State of the Practice Workshop (EE HPC SOP 2026), in conjunction with SCA/HPCAsia 2026, ACM, Osaka, Japan, 2026, pp. 1–8, in press.