

Know Your Users! Estimating User Domain Knowledge in Conversational Recommenders

Ivica Kostrić¹, Ujwal Gadiraju², and Krisztian Balog¹

¹ University of Stavanger, Stavanger, Norway
`{ivica.kostrić,krisztian.balog}@uis.no`

² Delft University of Technology, Delft, Netherlands
`u.k.gadiraju@tudelft.nl`

Abstract. The ideal conversational recommender system (CRS) acts like a savvy salesperson, adapting its language and suggestions to each user’s level of expertise. However, most current systems treat all users as experts, leading to frustrating and inefficient interactions when users are unfamiliar with a domain. Systems that can adapt their conversational strategies to a user’s knowledge level stand to offer a much more natural and effective experience. To make a step toward such adaptive systems, we introduce a new task: estimating user domain knowledge from conversations, enabling a CRS to better understand user needs and personalize interactions. A key obstacle to developing such adaptive systems is the lack of suitable data; to our knowledge, no existing dataset captures the conversational behaviors of users with varying levels of domain knowledge. Furthermore, in most dialogue collection protocols, users are free to express their own preferences, which tends to concentrate on popular items and well-known features, offering little insight into how novices explore or learn about unfamiliar features. To address this, we design a game-based data collection protocol that elicits varied expressions of knowledge, release the resulting dataset, and provide an initial analysis to highlight its potential for future work on user-knowledge-aware CRS.

Keywords: Conversational Recommender Systems · User Knowledge Estimation · User Modeling · Data Collection

1 Introduction

Helping users find relevant items in vast catalogs is a key challenge that conversational recommender systems (CRS) address by engaging them in interactive dialogues, typically involving preference elicitation based on item attributes [7]. The effectiveness of CRS relies heavily on accurately capturing user preferences and interpreting their expressions about desired attributes [15].

However, most current CRS approaches typically assume that users understand item attributes clearly and can directly map them to their preferences [14, 20, 21]. In contrast, Kostrić et al. [11] propose a usage-oriented preference elicitation strategy, specifically targeting users with low-domain knowledge. In isolation, both approaches can lead to limited and inefficient interactions, as

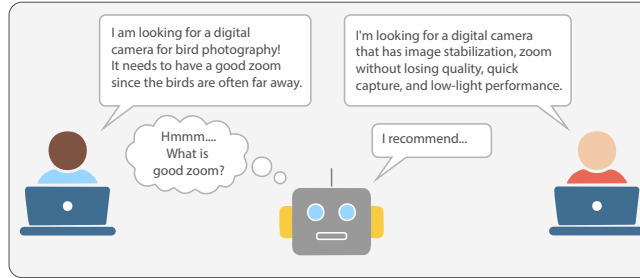


Fig. 1. An example from our collected dataset illustrating the different levels of product specification between a novice and an expert while describing their needs for a digital camera purchase. Novices tend to describe goals and contexts, whereas experts tend to specify technical constraints and components more clearly.

users differ significantly in domain knowledge, vocabulary, and preferred interaction style. As illustrated in the example in Figure 1, a novice might express their needs differently in comparison to an expert when buying a bicycle. They can particularly vary with respect to their clarity in product specification. This forces users to adapt to the system’s language, even though recent work shows that task performance and user satisfaction improve significantly when a CRS adapts its interaction style to the user’s domain knowledge [10].

To bridge this gap and create more adaptive systems, we introduce the novel task of estimating user domain knowledge from conversations, enabling a CRS to tailor its interaction strategy—from preference elicitation to the presentation of recommendations and explanations. Following prior work on modeling knowledge, we adopt a discretized representation, where users are grouped into a small number of categories [2]. Specifically, we categorize users into three relative levels of knowledge: *low*, *medium*, and *high*. Low domain knowledge is characterized by infrequent and superficial interactions with the domain, where users have limited exposure and may lack a precise technical vocabulary or jargon. In contrast, high domain knowledge corresponds to frequent, hobby-like engagement, where users are more familiar with detailed attributes and exhibit a refined understanding. Medium knowledge falls between these extremes, indicating occasional but shallow interactions.

A major obstacle in advancing this task is the lack of datasets that capture user domain knowledge within a conversational context. Existing CRS datasets rely on open-ended protocols in which participants discuss only the attributes they are comfortable with [8, 13, 16]. This approach leads to conversations focused primarily on well-known aspects of the domain, seldom encouraging users to explore areas outside their knowledge. As a result, these setups fail to capture the dynamic exchanges that naturally emerge when users encounter unfamiliar aspects in real-world scenarios. Consequently, systems trained on such data might fail to generalize or adapt to less common attribute mentions, leading to misunderstandings and lower satisfaction.

Given these challenges, a critical question is: **RQ1:** *How can we design a data collection protocol that elicits signals of domain knowledge through engaging and natural conversations?* We address this by implementing a gamified data collection protocol where participants are assigned a specific target item, presented as a concise background narrative. During the interaction, participants must guide the CRS to recommend the target item by providing preference statements, responding to elicitation prompts, and discussing the system’s recommendations.

Our second question concerns the differences in interaction patterns between users. Specifically, **RQ2:** *How can we characterize users with varying domain knowledge in their interactions with a CRS?* To answer this, we analyze the collected conversations for behavioral patterns and utterance characteristics such as length, vocabulary complexity, and the frequency of attribute mentions. We hypothesize that knowledgeable users use more precise language and more often reference specific attributes, while users with lower domain knowledge might use broader, less technical descriptions.

In summary, our contributions are as follows:

- We propose a novel task of adapting conversational recommender systems to user domain knowledge by predicting users’ familiarity with the domain during interactions.
- We design a dialogue collection protocol, **RecQuest**, that incorporates gamification, using background narratives and attribute clues to elicit natural conversations containing domain knowledge signals.
- We collect and release a novel dataset of CRS dialogues that captures these domain-specific interactions, offering a valuable resource for examining the role of knowledge in recommendation scenarios.³
- We conduct a detailed analysis of the collected dialogues to uncover behavioral and linguistic patterns that distinguish users of varying knowledge, offering insights into how domain knowledge shapes interaction.

2 Related Work

Our work is situated at the intersection of two key research areas. We first review the main paradigms of CRS, as they provide the architectural context for the system we developed for our data collection. We then critically examine existing dialogue collection methods, highlighting the gap our protocol directly addresses.

Conversational Recommender Systems. Research on CRS is broadly categorized into two main groups. *Attribute-based CRS* cast the dialogue as a slot-filling exercise [4, 12], eliciting preferences from users about items or item attributes with fixed templates. *Generation-based CRS*, in contrast, generate free-form responses while recommending items, generally utilizing an end-to-end architecture that integrates the conversation and the recommendation components [22]. Our work is relevant to both paradigms, as estimating user knowledge

³ Available at <https://github.com/iai-group/crs-knowledge>.

can, among others, help tailor the elicitation strategy and the explanatory language. Our work employs a hybrid CRS that combines attribute-based preference elicitation with natural language generation for recommendations and explanations. The system maintains an internal representation of user preferences and supports interactions entirely in natural language.

Dialogue Collection Methods. Significant effort has been dedicated to collecting datasets that capture how users interact with conversational recommenders [1, 3, 5, 8, 9, 13, 16–18]. Influential examples like ReDial [13] and INSPIRED [5] are created as a conversation between two participants, where one user (the “seeker”) states open-ended preferences and another (the “recommender”) suggests items that fit those preferences. However, these open-ended protocols often yield shallow conversations, with seekers frequently accepting recommendations uncritically. More importantly for our work, these protocols do not explicitly control for or capture user domain knowledge, making it difficult to study its effects. While other datasets use coached human-human protocols to emphasize naturalness (e.g., CCPE-M [16], MG-ShopDial [1]) or focus on human-machine settings (e.g., Schema-Guided Dialogue [17], MultiWOZ [3]), none explicitly incorporates user domain knowledge or controls for expertise.

3 Dialogue Collection Method

This section outlines the data collection protocol for a recommendation game designed to expose domain knowledge effects in CRS dialogues.

3.1 Task Overview

To elicit domain-knowledge signals in a controlled way, we design a recommendation game called **RecQuest**. Participants are given a short scenario satisfied by a single target item from a predefined collection. The goal is a natural, goal-directed discussion of items and features, allowing differences in expertise to become apparent in their free-form articulation. To cover a range of consumer product types, we focus on five domains: bicycles, laptops, digital cameras, running shoes, and smartwatches. These categories were deliberately chosen to represent both everyday items and more specialized products, enabling us to examine how interaction patterns differ across domains and various types of consumer goods.

Item Collection. For each domain, we curated an item subset from the Amazon Review Dataset (2023) [6]. We extracted metadata, structured attributes, and product descriptions, then removed duplicates and near-identical items using cosine similarity over vector representations of their descriptions. Each resulting collection contains diverse but distinguishable products with clearly defined attributes. Each item retains only non-identifying metadata (e.g., name, category, key features), ensuring all data is publicly available and suitable for research.

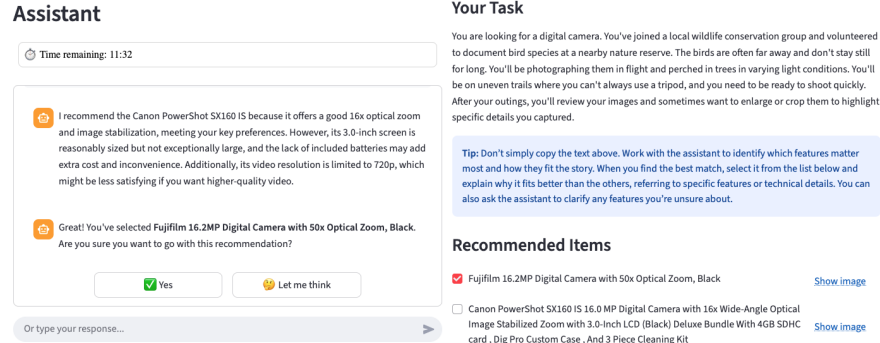


Fig. 2. Screenshot of the game in action, demonstrating a user who obtained several recommendations during the conversation and is ready to make a final selection.

3.2 Game Mechanics

Game Start. At the start, participants see a chat interface and a brief background story setting up a use scenario (Fig. 2). The story is generated from a specific item in the curated domain collection to anchor the conversation context without revealing the item itself. Each target item has two background-story variants: a concise (5 feature constraints, 80–100 words) and a more detailed version (10 feature constraints, 150–200 words). This enables us to investigate whether the richness of contextual cues affects how participants formulate preferences or describe product features. Participants are instructed to find the item that best fits the scenario by engaging in a turn-based dialogue with the CRS.

Participant Turns. Participant turns are open-ended, allowing various conversational strategies. Participants may state preferences, answer/ask questions, or critique recommendations. The ability to ask about an item's properties allows them to probe which constraints or features are satisfied—much like in real-world interactions between customers and salespeople. Feedback on recommendations is optional. Each recommendation includes an image and a brief system-generated explanation of its fit to the participant's stated needs. Participants may ask follow-up questions, refine their needs, or ignore the suggestion, using their own vocabulary.

A session requires that CRS has produced at least two recommendations, which remain visible and can be selected at any point. Selecting an item triggers a confirmation prompt, asking whether they are certain of their choice, followed by a request for a brief feature-based justification. Participants are incentivized to identify the correct item by a monetary reward, fostering realistic behavior and increasing the external validity of the data thus gathered.

CRS Turns. On each system turn, the CRS performs one of three possible actions: asking an elicitation question, answering a participant's question, or

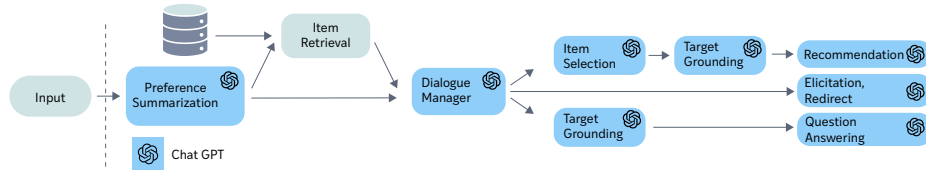


Fig. 3. CRS Architecture.

providing a recommendation. All actions are generated by a target-aware conversational agent guided by a mix of rule-based heuristics and LLM output.

- *Elicitation.* When a participant expresses several preferences at once, the CRS restricts them to at most three constraints. If more are listed, the system asks which ones are most important before continuing. This keeps early turns focused and prevents participants from giving the entire need description in a single turn. Elicitation questions are open-ended but specific to attributes present in the domain’s schema (e.g., “*Is weight or range more important for your use?*”). Thus, they maintain engagement through incremental exchanges.
- *Answering questions.* When the participant asks about item attributes or domain facts, the CRS responds directly. All factual answers are LLM-generated and framed relative to the target item when applicable, so that information indirectly guides the user toward it without revealing the item’s identity.
- *Recommendation.* A recommendation turn presents a single item from the domain’s curated collection together with an image and a short natural-language explanation. The explanation is generated through a two-step LLM procedure: (i) the system identifies key differences between the candidate item and the hidden target, and (ii) produces an explanation that highlights how those differences relate to the stated preferences (example in Fig. 2). The system may suggest a previously recommended item if new preferences align with it.

Game End. A session ends when the participant confirms a selection. The session length is a configurable parameter (limited to 15 minutes in our work). If the time expires, a soft grace period begins, allowing finalizing a selection from the recommendations already shown. On confirmation, participants provide a brief, feature-based justification, after which the dialogue concludes.

3.3 CRS Architecture

Figure 3 shows the CRS architecture and data flow between its core components. Upon each participant’s turn, the system processes the input, updates its internal state, and determines the next intent before producing a response.

Preference Summarizer. The CRS maintains a structured JSON-like representation of atomic preference statements. After each turn, an LLM-based preference summarizer updates this record by merging newly mentioned constraints with the existing ones, ensuring all active needs are captured concisely.

Item Retrieval. A retrieval step is triggered when the preference record contains at least two statements or when new ones are added. Dense vector representations of items are pre-computed and held in memory. Current preferences are encoded to retrieve relevant candidates. If ≥ 3 preferences appear in a single turn, the system defers retrieval and asks the participant to prioritize which constraints matter most before continuing. This mechanism is designed to promote multi-turn interaction, encouraging gradual refinements of needs through dialogue rather than trying to complete the task in a single turn.

Decision Module. After preference updating and retrieval, the Decision Module, implemented as an LLM augmented with heuristics, selects the next conversational intent based on the preference list, available recommendations, and last message. It chooses one of four intents: redirect, answer, recommend, or elicit. *Redirects* occur when the dialogue drifts outside the designated domain. *Answer* intents are triggered when the user asks factual or conversational questions. *Recommendation* intents occur when sufficient and new preference information is available, while *elicitation* intents are used otherwise to gather additional constraints or clarify vague statements. Once the intent is selected, the system generates a response through specialized LLM modules.

Response Generation. *Recommendation* turns involve a multi-step process: an LLM selects the best candidate from the top-10 retrieved items given the current preferences and the latest exchange. A second model performs *target grounding* by comparing the selected candidate to the hidden target item, identifying which differences are relevant to the participant’s stated needs. This ensures explanations focus on meaningful contrasts. A third model generates the final natural language response that presents the recommended item and integrates the contrastive explanation. The *Answering* intent also uses target grounding, particularly for follow-up questions about recommendeds. *Redirection* and *Elicitation* use a single generation step to produce a contextually appropriate response.

4 Study Design and Setup

RecQuest is designed to engage participants while simultaneously functioning as an effective mechanism for eliciting and measuring domain knowledge.

4.1 Study Flow

Our study consists of four sequential stages: a screening questionnaire, a domain knowledge assessment, the main task, and an exit questionnaire. This flow is designed to balance participants across domains and expertise levels while collecting both self-reported and measured indicators of domain knowledge. The self-reported knowledge categories used in our study offer structure, noting that the boundaries between them are soft, with many participants falling in the middle of the spectrum.

Screening. Participants first complete a brief self-assessment of their familiarity with each of the five domains used in this work: bicycles, laptops, digital cameras, running shoes, and smartwatches. For each domain, they classify themselves into one of three categories: *novice*, *intermediate*, or *expert*. After the screening, they are assigned a domain with the least number of participants for their expertise level at the time of choosing. Thus, the self-assessment provides a coarse estimate of knowledge, which is used to balance participation, ensuring that each expertise level is represented approximately equally across domains.

Domain knowledge questionnaire. Following the self-assessment, participants complete a short factual knowledge test in the domain to which they are assigned. This step provides us with the ground-truth estimate of their true expertise. The questionnaire adopts the certainty-in-knowledge format proposed by Vidigal [19]. Each item presents a factual statement about the domain, and participants rate its correctness using one of five options: *Definitely True*, *Probably True*, *I don't know*, *Probably False*, or *Definitely False*. This captures both accuracy and confidence, and is more informative than binary correctness.

Main Task. Participants are then presented with the instructions for **Rec-Quest** and perform the main task presented in Section 3. The assigned domain determines the item pool from which each participant is randomly assigned one of 3 target items and its corresponding background story. Each session lasts up to fifteen minutes, with the interaction process and system behavior governed by the game mechanics and dialogue flow previously outlined.

Exit questionnaire. After completing the main task, participants fill out an exit questionnaire in which they rate the quality of the interaction and provide open-ended feedback on their experience. These responses offer a subjective account of interaction satisfaction and help identify areas for improvement in both the system and the overall study design.

4.2 Participants

Participants were recruited from the Prolific platform,⁴ who were from English-speaking countries and had a $\geq 95\%$ approval rate and ≥ 1000 previous submissions. Each participant could take part in only one task to avoid repeated exposure to the experimental setup. Participants completed the study fully online. After reading the task instructions, they proceeded through the screening questionnaire, domain knowledge test, main task, and exit questionnaire. A complete session lasted for 18 minutes on average. Participants received an hourly wage of 8£, in line with the platform’s fair-wage guidelines, with a 1£ bonus awarded to those who successfully identified the target items.

⁴ <https://www.prolific.com/>

4.3 Generating Game States

Item collection. From the Amazon dataset, we extracted all items with categories related to the five chosen domains. These resulting collections ranged from 1k to 200k and included multiple (near-)duplicates differing only in brand. To clean this data and maintain sufficient item differentiation, we narrowed down the original sets to a curated collection of 50 items per domain. We achieved this by embedding the item descriptions using *Qwen/Qwen3-Embedding-0.6B* and running k-means clustering on the embeddings. We chose $k = 50$ and picked the items nearest to the cluster centroids. The same embedding model was also used for retrieval during gameplay.

Target Items. We prepared a total of 30 background stories. To do this, we selected three unique items from the curated collection for each domain, and for each created two versions: *long* and *short* stories. Each story was designed to have a fixed number of feature constraints (ten for the long version and five for the short) that would uniquely identify the target item. Leveraging ChatGPT-5, we converted these constraints into a narration without explicitly mentioning the corresponding item features (see Fig. 2 for an example).

LLMs. The CRS pipeline relies on multiple calls to an LLM, with different prompts and inputs for each component. For all LLM calls we employed *gpt-4.1-mini*, for which early tests indicated a good balance between speed and quality.

5 Results

This section analyzes the collected dataset, first addressing the success of our data collection protocol in facilitating engaging conversations (RQ1) and characterizing the interaction patterns that distinguish novices from experts (RQ2).

5.1 Collected Dataset and Subjective Perception of Participants

Overall, we collected a total of 515 high-quality conversations totaling over 10k utterances across five domains. A statistical overview of the collected data is presented in Table 1.

The feedback from the post-task questionnaire was overwhelmingly positive (mean rating of 3.89/5.0), with comments like “*I appreciated how the chatbot patiently asked clarifying questions to understand my priorities, which made the recommendations feel personalized and relevant. The detailed comparisons between different e-bikes, including specific features like battery capacity, motor type, braking system, and handling, helped me make an informed decision,*” or “*The chatbot is very friendly and human like. I enjoyed every bit.*” Negative comments focused on the study constraints, such as the limited collection (e.g., “*It could do with offering more [laptop] models.*”) or the interaction constraint

Table 1. Descriptive statistics: number of dialogues (#Dial) and utterances (#Utt) are total counts, while values for the number of turns (#Turns), preferences (#Prefs), and recommendations (#Recs) are reported as mean \pm standard deviation. Success rate (Success) is the proportion of dialogues where participants found the target item.

Domain	#Dial	#Utt	#Turns	#Prefs	#Recs	Success
Bicycle	79	1521	9.53 ± 4.71	10.00 ± 4.83	3.19 ± 1.35	60.8%
Digital Camera	79	1687	10.35 ± 4.42	10.76 ± 5.23	3.42 ± 1.72	36.7%
Laptop	98	2179	10.00 ± 4.86	10.47 ± 4.51	3.60 ± 1.27	25.5%
Running Shoes	179	3636	10.07 ± 5.37	9.90 ± 5.54	3.52 ± 1.43	21.8%
Smartwatch	80	1665	10.18 ± 3.63	9.61 ± 4.08	3.45 ± 1.19	43.8%
Total	515	10688	10.21 ± 4.81	10.10 ± 5.03	3.46 ± 1.41	34.2%

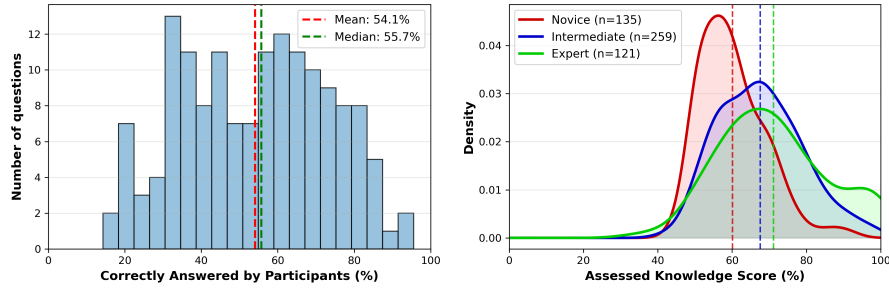


Fig. 4. (L) Distribution of questions by fraction of participants who correctly answered them. (R) Assessed knowledge density for the three self-assessed expertise groups.

that prohibits information dump and encourages conversation (e.g., “*was quite frustrating because it didn’t take into account all of my wants all at once.*”). Overall, the positive feedback on personalization and the “human-like” interaction confirms our protocol’s success in creating an engaging experience. Having established this, we now address the second, critical part of RQ1: whether this protocol was effective in *eliciting signals of domain knowledge*.

5.2 Characterizing Interaction Patterns by Domain Knowledge

To answer RQ2, we must first establish a reliable ground-truth measure for user knowledge. We then use this measure to analyze differences in interaction patterns, focusing on dialogue acts, task outcomes, and specific language use.

Assessing Domain Knowledge. As explained in detail in Section 4, to obtain ground-truth labels for the conversations, we conducted two types of assessment: self-assessment and a knowledge questionnaire. Figure 4 (Left) shows the distribution of questions by the fraction of participants that correctly answered them. We see that all questions were answered correctly by at least 15% of participants, and there are only a handful of easy questions answered correctly by almost everyone. Most questions were answered correctly by 40% to 80% of participants.

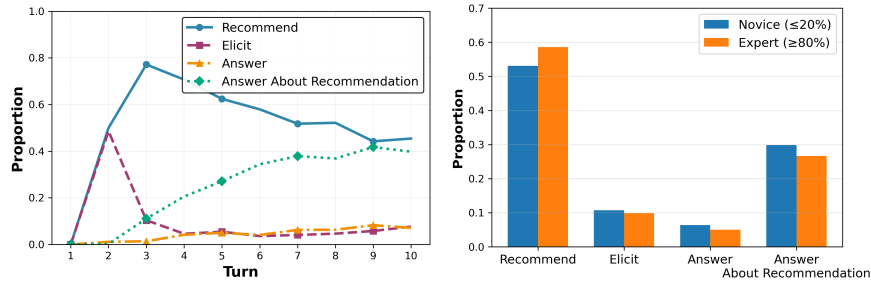


Fig. 5. (Left) Dialogue intent progression. (Right) Distribution of dialogue acts.

On the right, we have a distribution of assessed knowledge split by the self-assessed groups. It is clear that self-assessment is a noisy signal; it is therefore essential not to rely on self-assessment alone, but to include an unbiased knowledge questionnaire. In our study, the score from the knowledge questionnaire serves as the ground-truth label for user knowledge. In the following sections, we consider novices to be under the 20th percentile on the knowledge assessment and experts above the 80th percentile.

Dialogue Patterns and Task Outcomes. The dialogue intent progression (Fig. 5) shows that *Recommendation* dominates early interactions, peaking around the third turn, then gradually declines as *Answer About Recommendation* intents increase over time. While the overall progression follows a similar pattern for all groups, we observe subtle differences: experts receive slightly more recommendations, consistent with more frequent preference updates and refinements, while novices engage in more question-asking, suggesting a greater need for clarification and guidance. Beyond the flow of conversation, we also analyze *success rate*: the percentage of participants who correctly identified the target item. This rate varied, from 21.8% (running shoes) to 60.8% (bicycles), with an overall success rate of about one-third. Experts (36.3%) outperformed novices (31.9%), suggesting that greater domain knowledge helps users guide the system effectively.

Linguistic Markers of Expertise. To further answer RQ2, we first analyze basic linguistic features, such as the number of turns and utterance length. Experts engaged in slightly longer dialogues (10.68 messages on average) and used longer utterances (17.3 words) than novices (9.87 messages, 14.0 words).

Next, we compute domain-specific TF-IDF scores to quantify differences in keyword usage between the novice and expert groups. For each domain, we construct joint TF-IDF models over all documents to ensure a shared vocabulary and comparable scaling. Then, we average TF-IDF values within each group. The resulting normalized differences indicate how strongly each keyword is associated with experts versus novices (ranging from -1 to +1).

Table 2 lists representative keywords highlighting the contrasts in keyword usage. Across domains, novices tend to use more general or evaluative terms

Table 2. Discriminative keywords by domain and expertise level.

Domain	Novice ($\leq 20th$ percentile)	Expert ($\geq 80th$ percentile)
Bicycle	recommend, does, local, new, need, stay	battery, range, assist, brake, gravel, trail, motor
Digital Camera	camera, bird, look, does, zoom, stability	lens, FujiFilm, autofocus, fast, travel
Laptop	best, game, work, time, speed, smooth	power, performance, light, windows, lenovo
Running Shoes	comfort, look, breathable	trail, Salomon, grip, protect
Smartwatch	smartwatch, good, brightness	battery life, charging, appearance

(e.g., good, recommend, comfort), often reflecting subjective impressions or purchase intentions. Experts, in contrast, rely more on technical or domain-specific vocabulary (e.g., brake, autofocus, performance), focusing on detailed specifications and functional attributes. This pattern suggests that expert interactions with the CRS emphasize analytical comparison, while novices communicate in broader, more experience-based terms.

This TF-IDF analysis provides preliminary evidence and helps formulate a clear hypothesis: *experts tend to communicate using specific product attributes, while novices tend to communicate using intended usage or scenarios*. To validate this hypothesis systematically, we designed an LLM-based annotation pipeline. We prompted *gpt-4.1-mini* to analyze each user utterance and extract phrases corresponding to two distinct categories: (i) *Specific Attributes*: Mentions of technical features, components, or specifications (e.g., “disc brakes”). (ii) *Intended Usage*: Descriptions of goals, contexts, or scenarios (e.g., “for daily rides to work”). This annotation allows us to move beyond simple keyword counts and quantify the method of communication on a per-utterance basis. The results confirmed this hypothesis, especially at the conversation level. We found that experts mentioned significantly more specific attributes on average (9.01 per conversation) than novices (6.80). While experts also provided more usage-based context (5.38 vs. 4.59), their overall linguistic preference still leaned more heavily toward attributes (62.6% of expressions) compared to novices (59.8%).

6 Discussion

Before conducting the study, we considered collecting data only from clear novices and clear experts to simplify data collection and sharpen distinctions. In fact, narrowing the expertise range to users below the 10th percentile for novices and above the 90th percentile for experts illustrates how much sharper those distinctions can appear: experts average 10.1 attribute mentions per conversation, while novices do only 5.9 (compared to 9.0 vs. 6.8 under the 20th/80th percentile split). Also, attribute mentions rise to 64.1% versus 58.5% (compared to 62.6% vs. 59.8%). However, relying only on such extreme thresholds would have sacrificed ecological validity. Real users are rarely at the tails, and excluding the middle would remove the very cases that make knowledge estimation challenging and realistic. Additionally, because there is no single correct expertise threshold,

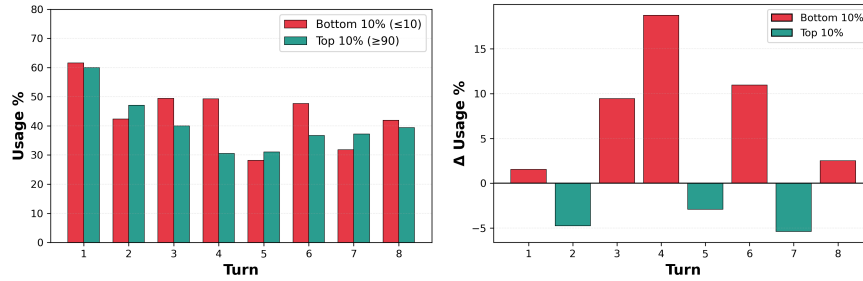


Fig. 6. Usage-based expression patterns across conversation turns for bottom 10% vs. top 10% knowledge percentile groups. (Left) Percentage of usage expressions relative to total (usage + attributes). (Right) Difference in usage percentage ($\Delta = \text{bottom} - \text{top}$). Both groups initially employ similar usage-based interaction strategies, with divergence emerging as conversations progress.

we aim to cover the full spectrum and leave it to future researchers to define and determine the thresholds appropriate to their investigations.

While we see clear distinctions between knowledge levels and interaction styles, another layer of difficulty comes from the fact that experts correspond to a broader spectrum of interaction behavior. This can be due to their ability to transition between conversational styles, and how they express or articulate themselves. Experts can freely shift between technical attributes and usage-based descriptions, depending on what feels most natural in the moment. As shown in Figure 6, both groups begin with high usage-based interaction rates, but they diverge in later turns, with lower-expertise users maintaining consistently high usage while higher-expertise users alternate between usage and attribute expressions. For illustration, consider an exchange from a high-expertise laptop seeker. The user first states a usage-oriented goal: *“I want something that is good for editing highlight reels and gaming videos for streamers.”* They then specify a concrete technical constraint: *“It needs to have multiple HDMI ports.”* After the system proposes an option that only partially satisfies their needs, the user shifts back to a usage framing: *“I also need something that is good for gaming and not bog down with demanding tasks.”* The turn concludes with an explicit attribute requirement: *“I need a more powerful GPU.”* This flexibility weakens any assumption that expert users will consistently use an attribute-driven interaction and further emphasizes the need for a CRS that adapts to both a user’s knowledge level and their preferred way of interacting, rather than relying on a single elicitation strategy.

7 Conclusion and Future Directions

In this work, we introduced the novel task of adapting conversational recommender systems to user domain knowledge. To facilitate research in this area, we designed **RecQuest**, a gamified data collection protocol, and released the

resulting dataset. Our analysis confirms the effectiveness of the protocol at capturing knowledge-based interactions in an engaging setting, revealing distinct behavioral and linguistic patterns.

Our new dataset opens several avenues for future work, providing a critical resource for benchmarking models that estimate user domain knowledge directly from dialogue. Furthermore, the data collection protocol provides a scalable framework, enabling the collection of additional, larger datasets in new domains. These resources pave the way for truly adaptive CRS that can personalize their interaction strategies—such as switching between attribute-based elicitation and usage-based guidance—to better support both novices and experts in their decision-making processes.

Bibliography

- [1] Bernard, N., Balog, K.: Mg-shopdial: A multi-goal conversational dataset for e-commerce. In: *Proceedings of the 46th International ACM SIGIR Conference on Research and Development in Information Retrieval*, pp. 2775–2785, SIGIR '23 (2023)
- [2] Brusilovsky, P., Millán, E.: User models for adaptive hypermedia and adaptive educational systems. In: *The adaptive web: Methods and strategies of web personalization*, pp. 3–53 (2007)
- [3] Budzianowski, P., Wen, T.H., Tseng, B.H., Casanueva, I., Ultes, S., Ramadan, O., Gašić, M.: Multiwoz - a large-scale multi-domain wizard-of-oz dataset for task-oriented dialogue modelling. In: *Proceedings of the 2018 Conference on Empirical Methods in Natural Language Processing*, pp. 5016–5026, EMNLP '18 (2018)
- [4] Christakopoulou, K., Radlinski, F., Hofmann, K.: Towards conversational recommender systems. In: *Proceedings of the 22nd ACM SIGKDD international conference on knowledge discovery and data mining*, pp. 815–824, KDD '16 (2016)
- [5] Hayati, S.A., Kang, D., Zhu, Q., Shi, W., Yu, Z.: Inspired: Toward sociable recommendation dialog systems. In: *Proceedings of the 2020 Conference on Empirical Methods in Natural Language Processing (EMNLP)*, pp. 8142–8152, EMNLP '20 (2020)
- [6] Hou, Y., Li, J., He, Z., Yan, A., Chen, X., McAuley, J.: Bridging language and items for retrieval and recommendation. *arXiv preprint arXiv:2403.03952* (2024)
- [7] Jannach, D., Manzoor, A., Cai, W., Chen, L.: A survey on conversational recommender systems. *ACM Computing Surveys* **54**(5), 1–36 (2022)
- [8] Joko, H., Chatterjee, S., Ramsay, A., De Vries, A.P., Dalton, J., Hasibi, F.: Doing personal laps: Llm-augmented dialogue construction for personalized multi-session conversational search. In: *Proceedings of the 47th International ACM SIGIR Conference on Research and Development in Information Retrieval*, pp. 796–806, SIGIR '24 (2024)
- [9] Kang, D., Balakrishnan, A., Shah, P., Crook, P., Boureau, Y.L., Weston, J.: Recommendation as a communication game: Self-supervised bot-play for

- goal-oriented dialogue. In: Proceedings of the 2019 Conference on Empirical Methods in Natural Language Processing and the 9th International Joint Conference on Natural Language Processing (EMNLP-IJCNLP), EMNLP '19 (2019)
- [10] Kostic, I., Balog, K., Gadiraju, U.: Should we tailor the talk? understanding the impact of conversational styles on preference elicitation in conversational recommender systems. In: 33rd ACM Conference on User Modeling, Adaptation and Personalization (UMAP '25), UMAP '25, ACM (2025)
 - [11] Kostic, I., Balog, K., Radlinski, F.: Generating usage-related questions for preference elicitation in conversational recommender systems. *ACM Transactions on Recommender Systems* **2**(2), 1–24 (2024)
 - [12] Lei, W., He, X., Miao, Y., Wu, Q., Hong, R., Kan, M.Y., Chua, T.S.: Estimation-action-reflection: Towards deep interaction between conversational and recommender systems. In: Proceedings of the 13th International Conference on Web Search and Data Mining, pp. 304–312, WSDM '20 (2020)
 - [13] Li, R., Ebrahimi Kahou, S., Schulz, H., Michalski, V., Charlin, L., Pal, C.: Towards deep conversational recommendations. In: Advances in Neural Information Processing Systems, NIPS '18, vol. 31 (2018)
 - [14] Lin, A., Zhu, Z., Wang, J., Caverlee, J.: Enhancing user personalization in conversational recommenders. In: Proceedings of the ACM Web Conference 2023, pp. 770–778, WWW '23 (2023)
 - [15] Pramod, D., Bafna, P.: Conversational recommender systems techniques, tools, acceptance, and adoption: A state of the art review. *Expert Systems with Applications* **203**, 117539 (2022)
 - [16] Radlinski, F., Balog, K., Byrne, B., Krishnamoorthi, K.: Coached conversational preference elicitation: A case study in understanding movie preferences. In: Proceedings of the 20th Annual SIGdial Meeting on Discourse and Dialogue, pp. 353–360, SIGDIAL '19 (2019)
 - [17] Rastogi, A., Zang, X., Sunkara, S., Gupta, R., Khaitan, P.: Towards scalable multi-domain conversational agents: The schema-guided dialogue dataset. *Proceedings of the AAAI Conference on Artificial Intelligence* **34**(05), 8689–8696 (2020)
 - [18] Shah, P., Hakkani-Tür, D., Liu, B., Tür, G.: Bootstrapping a neural conversational agent with dialogue self-play, crowdsourcing and on-line reinforcement learning. In: Proceedings of the 2018 Conference of the North American Chapter of the Association for Computational Linguistics: Human Language Technologies, Volume 3 (Industry Papers), pp. 41–51, NAACL '18 (2018)
 - [19] Vidigal, R.: Measuring belief certainty in political knowledge. *Political Behavior* **47**(2), 529–551 (2025)
 - [20] Zhang, G., Gao, C., Lei, W., Guo, X., Li, S., Chen, H., Ding, Z., Xu, S., Wu, L.: Vague preference policy learning for conversational recommendation. *ACM Transactions on Information Systems* p. 3717831 (2025)

- [21] Zhao, C., Yu, T., Xie, Z., Li, S.: Knowledge-aware conversational preference elicitation with bandit feedback. In: Proceedings of the ACM Web Conference 2022, pp. 483–492, WWW '22 (2022)
- [22] Zhou, K., Zhou, Y., Zhao, W.X., Wang, X., Wen, J.R.: Towards topic-guided conversational recommender system (2020)