

SACn: Soft Actor-Critic with n-step Returns

Jakub Łyskawa¹^a, Jakub Lewandowski², Paweł Wawrzyński³^b

¹Warsaw University of Technology

²Warsaw University

³IDEAS Research Institute
jakub.lyskawa@pw.edu.pl

Keywords:

Reinforcement Learning, Experience Replay, N-Step Return, Importance Sampling

Abstract:

Soft Actor-Critic (SAC) is widely used in practical applications and is now one of the most relevant off-policy online model-free reinforcement learning (RL) methods. The technique of n-step returns is known to increase the convergence speed of RL algorithms compared to their 1-step returns-based versions. However, SAC is notoriously difficult to combine with n-step returns, since their usual combination introduces bias in off-policy algorithms due to the changes in action distribution. While this problem is solved by importance sampling, a method for estimating expected values of one distribution using samples from another distribution, importance sampling may result in numerical instability. In this work, we combine SAC with n-step returns in a way that overcomes this issue. We present an approach to applying numerically stable importance sampling with simplified hyperparameter selection. Furthermore, we analyze the entropy estimation approach of Soft Actor-Critic in the context of the n-step maximum entropy framework and formulate the τ -sampled entropy estimation to reduce the variance of the learning target. Finally, we formulate the Soft Actor-Critic with n-step returns (SACn) algorithm that we experimentally verify on MuJoCo simulated environments.


1 INTRODUCTION


Reinforcement learning (RL) considers the problem of sequential decision making in a dynamic environment. The goal of RL is to learn to assign the best decision to each environment state. These decisions should account for not only their immediate results but also their further consequences. Although RL is not a new approach, dating back to the methods of dynamic programming (Bellman, 1957), its capabilities are significantly improving through the introduction of new architectures (Mnih et al., 2015; Chen et al., 2021) and the development of new algorithms (Shakya et al., 2023). As novel RL methods are created and improved, RL is applied to more domains and practical problems, such as large language models (Carta et al., 2023), healthcare (Jayaraman et al., 2024), and robotic control (Sal-

vato et al., 2021). However, real-world application of RL still faces numerous challenges, and its feasibility may be improved by introducing more efficient algorithms (Dulac-Arnold et al., 2021).

In this work, we focus on the online off-policy model-free approach to RL. Online RL methods improve the decision policy using a trial-and-error approach, interacting with an environment and learning from the experiences, continuously verifying the trained policy. Off-policy algorithms store experience in a buffer and reuse them to increase their efficiency. Model-free algorithms do not directly model the behavior of the environment, and thus, it is not required to design a suitable environment model to apply them to a new environment (Sutton and Barto, 2018).

Specifically, in this work, we extend Soft Actor-Critic (SAC) (Haarnoja et al., 2017, 2018), an online off-policy model-free algorithm with an actor-critic architecture that uses the maximum entropy framework to balance exploration and exploitation. SAC is commonly used in many prac-

^a <https://orcid.org/0000-0003-0576-6235>

^b <https://orcid.org/0000-0002-1154-0470>

tical applications (Hersi and Divya Udayan, 2024; Liang et al., 2024), making improvements to this algorithm relevant. In this work, we aim to extend the Soft Actor-Critic by combining it with the n-step returns, an approach that estimates future returns using sequences of rewards from n consecutive time steps.

The main contributions of this paper may be summarized as follows:

1. We present the n-step maximum entropy framework, expanding the soft action-value formulation of Haarnoja et al. (2017).
2. We introduce τ -sampled entropy estimation as a method to decrease the variance of Monte Carlo entropy estimation.
3. We propose a reparameterization approach for the clipping of the importance sampling weights by using a quantile of these weights within a batch to simplify hyperparameter tuning.
4. We combine the contributions 1-3 into Soft Actor-Critic with n-step Returns (SACn). We experimentally verify SACn on simulated robotic environments and show that it is robust to hyperparameter values and yields similar or better results than SAC.

2 BACKGROUND

2.1 Off-policy reinforcement learning

In this work, we consider the standard online off-policy reinforcement learning setup with continuous actions. In each time step t the environment is in a state, s_t . An agent selects an action, a_t , using a policy, $\pi(\cdot|s_t)$, where $\pi(a|s)$ denotes the value of the probability density of the action a in the state s . Based on the state s_t and action a_t , the environment changes its state in the next time step to s_{t+1} and the agent receives a reward, $r_t \in \mathbb{R}$. Each tuple $\langle s_t, a_t, r_t, s_{t+1}, \text{terminal}(s_{t+1}) \rangle$ is stored in a replay buffer. If the state s_{t+1} is terminal, which the predicate $\text{terminal}(s_{t+1})$ indicates, then the state of the environment is reset. An episode is a sequence of states, actions, and rewards from the initial environment state to the terminal state.

A sequence of consecutive experience tuples is called a trajectory. In each training step, an online off-policy reinforcement learning algorithm retrieves a batch of trajectories from the replay

buffer and uses them to adjust the decision policy π . In the simplest case, the algorithm may use trajectories of length 1. Typically, an RL algorithm aims to optimize the policy to maximize expected discounted sum of rewards

$$G_t = \sum_{i=0}^{\infty} \gamma^i r_{t+i} \quad (1)$$

in each time step.

2.2 Soft Actor-Critic

Soft Actor-Critic (Haarnoja et al., 2017, 2018) is an online off-policy deep reinforcement learning algorithm based on the maximum entropy framework that aims to simultaneously maximize both the discounted sum of rewards and the entropy of the decision policy, thereby maximizing the expected soft-value function

$$\begin{aligned} Q(a_t, s_t) &= r_t + \gamma \mathbb{E}_{s_{t+1}}[V(s_{t+1})] \\ V(s_t) &= \mathbb{E}_{a \sim \pi} Q(s_t, a) + \alpha \hat{\mathcal{H}}(\pi(\cdot|s_t)) \\ &= \mathbb{E}_{a \sim \pi} [Q(s_t, a) - \alpha \log \pi(a|s_t)] \end{aligned} \quad (2)$$

in each state, where $\hat{\mathcal{H}}$ is the entropy estimator and $\alpha > 0$ is the temperature parameter. It uses five neural network models: policy $\pi(a|s; \phi)$ parameterized by the weights vector ϕ , and four critics that estimate the soft action-value function $Q(a, s; \theta_1)$, $Q(a, s; \theta_2)$, $Q(a, s; \theta_{T,1})$, $Q(a, s; \theta_{T,2})$ parameterized by the weights vectors θ_1 , θ_2 , $\theta_{T,1}$, $\theta_{T,2}$. SAC uses two critic networks, $Q(a, s; \theta_1)$ and $Q(a, s; \theta_2)$ to mitigate positive bias in the policy improvement step (Hasselt, 2010; Fujimoto et al., 2018) and further two critic networks $Q(a, s; \theta_{T,1})$ and $Q(a, s; \theta_{T,2})$ as target networks with their weights being exponentially averaged weights θ_1 and θ_2 to further stabilize the training process (Mnih et al., 2015).

The temperature parameter α in the initial formulation of SAC was a hyperparameter (Haarnoja et al., 2017). In later work, Haarnoja et al. (2018) provided a method to compute the value of α to maximize the expected rewards by imposing a lower bound on the entropy $\mathcal{H}(\pi(\cdot|s))$.

3 RELATED WORKS

3.1 n-step returns

To significantly reduce the variance of a Monte Carlo estimation of the discounted rewards' sum

in equation 1 and to avoid the need to wait until the end of an episode to update the policy, a bootstrapping technique was introduced to estimate the value of the target return, namely

$$G_t^{(n)} = \sum_{i=0}^n \gamma^i r_{t+i} + \gamma^n v(s_{t+n}) \quad (3)$$

where $v(s_t)$ is a value-function approximation,

$$v(s) \cong \mathbb{E}_{\pi} \left(\sum_{i=0}^{\infty} \gamma^i r_{t+i} \middle| s_t = s \right) \quad (4)$$

(Sutton, 1988) However, this method introduces bias until the approximator $v(s_t)$ converges, resulting in a bias-variance trade-off based on the choice of n (Kearns and Singh, 2000). Daley et al. (2024) further show that averaging n -step returns over multiple values of n further decreases the variance of the return target. Łyskawa and Wawrzyński (2024) suggest that n -step returns may improve the training results for large discount values.

The n -step returns were successfully used in multiple deep RL methods, such as Actor-Critic with Experience Replay (Wawrzyński, 2009), Asynchronous Advantage Actor-Critic (Mnih et al., 2016), and Rainbow (Hessel et al., 2018).

3.2 SAC with n -step returns

There are prior works that approach the topic of using n -step returns with Soft Actor-Critic.

Improved Soft Actor-Critic (Shil et al., 2023) extends SAC by using n -step return estimation. Furthermore, to reduce the variance of entropy estimation, a singular policy network is replaced with dual delayed policy networks. However, the authors change the formulation of the maximum-entropy optimization by only considering the entropy of the policy in the last state in an n -step trajectory without providing any motivation for this change. Furthermore, the delayed policy network parameters are not used in Algorithm 1 listing in this paper, except for their update step, and the actor and critic parameters designations are used inconsistently across the paper. The SAC results on MuJoCo environments in this paper are significantly lower than those reported by the authors of the Soft Actor-Critic for both constant (Haarnoja et al., 2017) and variable entropy coefficient (Haarnoja et al., 2018). Given the aforementioned errors in the paper and no publicly available source code, we consider the results reported for Improved Soft Actor-Critic to be irreproducible.

3.3 Importance sampling in RL

Training RL agents using data with a distribution different than the current one introduces bias. This problem is avoided in action-value function-based off-policy algorithms such as Deep Q-Network (Mnih et al., 2015) and Soft Actor-Critic (Haarnoja et al., 2018) by using single-step return estimations and mitigated in Rainbow (Hessel et al., 2018) by using a small value of n for n -step returns. Wawrzyński (2009) solves the problem of bias introduced by using samples collected with a different policy using importance sampling (Kloek and van Dijk, 1978), a weighting method that corrects the expected value estimation. This approach was later used by prioritized experience replay methods (Schaul et al., 2016; Horgan et al., 2018; Li et al., 2024) to correct the bias introduced by the change of the probabilities of obtaining the samples in the experience buffer.

Importance sampling weights as used by Wawrzyński (2009) can achieve arbitrarily large values and result in instability of the training process. To mitigate this problem, Actor-Critic with Experience Replay clips these weights to a value specified by a hyperparameter. This approach introduces a bias to the gradient estimator, which was addressed by Wang et al. (2017) by introducing a correction term based on the estimation of the expected returns.

Adaptive N-step Bootstrapping (Wang et al., 2021) proposes an approach for combining off-policy RL methods with n -step returns calculated using policies similar to the current one. It points out the bias introduced by using trajectories obtained using old policies. To mitigate this problem, the Adaptive N-step Bootstrapping limits the value of n based on the trajectory age as an estimated measure of the difference between the old and the current policy.

High variance of importance sampling is also a challenge for the problem of stationary policy evaluation, which the authors of (Nachum et al., 2019) attempt to correct using the DualDICE method. However, such methods of correction are not designed to correct estimates used in the n -step entropy framework, focusing on state-independent step rewards.

4 SACN: SOFT ACTOR-CRITIC WITH N-STEP RETURNS

Training of the $Q(s_t, a_t; \theta_i)$ networks using target networks $Q(s_t, a_t; \theta_{T,i})$ in SAC can be formulated as minimizing the loss function

$$\mathcal{L}_t^{\text{SAC}}(\theta) = \sum_{i \in \{1,2\}} (Q(s_t, a_t; \theta_i) - R_t)^2 \quad (5)$$

where $\theta = [\theta_1^T, \theta_2^T]^T$ and R_t is the soft action-value function target.

Base SAC uses a single time step to calculate the estimate of the soft action-value function target:

$$R_t = r_t + \gamma(\alpha \hat{\mathcal{H}}(\pi(\cdot|s_{t+1})) + \min_{i \in \{1,2\}} Q(s_{t+1}, \beta^\pi(s_{t+1}); \theta_{T,i})) \quad (6)$$

where $\beta^\pi(s_{t+1})$ is an action sampled from current policy π and $\hat{\mathcal{H}}(\pi(\cdot|s_{t+1}))$ is an estimator of the entropy $\mathcal{H}(\pi(\cdot|s_{t+1}))$. Specifically, SAC estimates the entropy of the action distribution as

$$\hat{\mathcal{H}}(\pi(\cdot|s_{t+1})) = -\log \pi(\beta^\pi(s_{t+1})|s_{t+1}) \quad (7)$$

To introduce n-step returns, we may redefine the target R_t to account for a trajectory of n gathered experience samples:

$$R_t^\tau = \sum_{i=0}^{\tau-1} \gamma^i r_{t+i} + \alpha \sum_{i=1}^{\tau} \gamma^i \hat{\mathcal{H}}(\pi(\cdot|s_{t+i})) + \gamma^\tau \min_{i \in \{1,2\}} Q(s_{t+\tau}, \beta^\pi(s_{t+\tau}); \theta_{T,i}) \quad (8)$$

However, the above estimate is biased, because the actions $a_{t+1}, \dots, a_{t+\tau-1}$ that caused the environment to follow the sequence of states $s_t, \dots, s_{t+\tau}$ in off-policy algorithms such as SAC were taken according to the decision policy at that time, which may differ from the one that is being updated. To avoid bias introduced by using trajectories with actions sampled with any past policy, we apply importance sampling that allows for unbiased estimation of expected value using samples from another distribution:

$$\mathcal{L}_t^\tau(\theta) = \sum_{i \in \{1,2\}} (Q(s_t, a_t; \theta_i) - R_t^{\tau*})^2 \omega_t^\pi(t) \quad (9)$$

where the importance sampling weight $\omega_t^\pi(t)$ is the ratio between the probability of sampling the actions $a_{t+1}, \dots, a_{t+\tau-1}$ using the current policy π and the probability with which these actions were actually sampled. Assuming that the actions at different time steps are drawn independently, such as in the original SAC, the importance sampling weight takes the form

$$\omega_t^\pi(t) = \begin{cases} \prod_{i=1}^{\tau-1} \frac{\pi(a_{t+i}|s_{t+i})}{\pi_{t+i}(a_{t+i}|s_{t+i})} & \text{if } \tau > 1 \\ 1 & \text{if } \tau = 1 \end{cases} \quad (10)$$

where π_t denotes the policy applied at the time step t .

For arbitrary policy distributions and $\tau > 1$, the importance sampling weight in (10) is unbounded (see Subsection 5.2 for analysis of the distribution of action probability density ratio). To ensure the stability of the algorithm, similarly to previous works that employ importance sampling to weight out-of-distribution experience samples, we employ clipping and scaling mechanisms, as used by Wawrzyński (2009) and Schaul et al. (2016), respectively.

Specifically, we calculate the weight of a sample $w_\tau(t)$ for each time step t in batch B as

$$w_\tau(t) = \frac{\min\{\omega_t^\pi(t), b\}}{\max_{t' \in B} \min\{\omega_t^\pi(t'), b\}} \quad (11)$$

ensuring that both the weights are limited to $[0, 1]$ and that if near-infinite values of $\omega_t^\pi(t)$ occur in a batch, they do not reduce the other weights in this batch to 0.

To simplify the process of hyperparameter selection, we calculate the value of b as a quantile of order q_b of all the values of $\omega_t^\pi(t)$ for all $t \in \{1, \dots, n\}$ in a batch. We selected the quantile approach because, typically, the number of samples with large values of $\omega_t^\pi(t)$ is relatively small, quantiles are immune to the scale of the outliers, and the quantile approach ensures that only a predetermined part of the trajectories in a batch will be clipped.

We take notice that SAC uses a stochastic estimation of the policy entropy $\mathcal{H}(\pi(\cdot|s))$. Using the same form of policy entropy estimation for a trajectory of n steps would result in significantly increased variance contributed by the sum of discounted entropy estimates $\sum_{i=0}^{\tau-1} \gamma^i \alpha \hat{\mathcal{H}}(\pi(\cdot|s_{t+i+1}))$:

$$\begin{aligned} \text{Var} \left[\sum_{i=0}^{\tau-1} \gamma^i \alpha \hat{\mathcal{H}}(\pi(\cdot|s_{t+i+1})) \right] &\approx \\ &\approx \sum_{i=0}^{\tau-1} \gamma^{2i} \alpha^2 \text{Var} \left[\hat{\mathcal{H}}(\pi(\cdot|s_{t+i+1})) \right]. \end{aligned} \quad (12)$$

Assuming that $\text{Var} \left[\hat{\mathcal{H}}(\pi(\cdot|s')) \right] \approx \text{Var} \left[\hat{\mathcal{H}}(\pi(\cdot|s'')) \right]$ for different states s' and s'' ,

$$\begin{aligned} \text{Var} \left[\sum_{i=0}^{\tau-1} \gamma^i \alpha \hat{\mathcal{H}}(\pi(\cdot|s_{t+i+1})) \right] &\approx \\ &\approx \begin{cases} \tau \alpha^2 \text{Var} \left[\hat{\mathcal{H}}(\pi(\cdot|s_{t+1})) \right] & \text{if } \gamma = 1 \\ \frac{1-\gamma^{2\tau}}{1-\gamma^2} \alpha^2 \text{Var} \left[\hat{\mathcal{H}}(\pi(\cdot|s_{t+1})) \right] & \text{otherwise,} \end{cases} \end{aligned} \quad (13)$$

so the variance contributed by the policy entropy estimates is increased approximately $k(\tau)$ times when compared to the base Soft Actor-Critic, where

$$k(\tau) = \begin{cases} \tau & \text{if } \gamma = 1 \\ \frac{1-\gamma^{2\tau}}{1-\gamma^2} & \text{otherwise} \end{cases} \quad (14)$$

To reduce this variance, we propose τ -sampled entropy estimation

$$\hat{\mathcal{H}}^{(\tau)}(\cdot|\pi(s)) = \frac{1}{[k(\tau)]} \sum_{j=1}^{[k(\tau)]} -\log \pi(\beta_j^\pi(s)|s) \quad (15)$$

which uses $[k(\tau)]$ (so $k(\tau)$ rounded to the nearest integer) different independently sampled actions $\beta_j^\pi(s_{t+1})$, indexed by j , instead of just a single one, reducing its variance when compared to just using $\hat{\mathcal{H}}(\pi(\cdot|s))$:

$$\text{Var} \left[\hat{\mathcal{H}}^{(\tau)}(\pi(\cdot|s)) \right] = \frac{1}{[k(\tau)]} \text{Var} \left[\hat{\mathcal{H}}(\pi(\cdot|s)) \right] \quad (16)$$

and reducing the variance contributed by the entropy estimation (under the previous assumptions) to approximately the same value as the variance of the entropy estimation in SAC

$$\begin{aligned} \text{Var} \left[\sum_{i=0}^{\tau-1} \gamma^i \alpha \hat{\mathcal{H}}^{(\tau)}(\pi(\cdot|s_{t+i+1})) \right] &\approx \\ &\approx \frac{k(\tau)}{[k(\tau)]} \alpha^2 \text{Var} \left[\hat{\mathcal{H}}(\pi(\cdot|s_{t+1})) \right] \end{aligned} \quad (17)$$

All of the aforementioned changes result in the following loss $\mathcal{L}_t^{(n)}(\theta)$ for the SAC n

$$\begin{aligned} \mathcal{L}_t^{(n)}(\theta) &= \frac{1}{n} \sum_{\tau=1}^n \mathcal{L}_t^\tau(\theta) \\ \mathcal{L}_t^\tau(\theta) &= \sum_{i \in \{1,2\}} (Q(s_t, a_i; \theta_i) - R_t^\tau)^2 w_\tau(t) \\ R_t^\tau &= \sum_{i=0}^{\tau-1} \gamma^i \left(r_{t+i} + \gamma \hat{\mathcal{H}}^{(\tau)}(\pi(\cdot|s_{t+i+1})) \right) \\ &\quad + \gamma^\tau \min_{i \in \{1,2\}} Q(s_{t+\tau}, \beta^\pi(s_{t+\tau}); \theta_{T,i}) \end{aligned} \quad (18)$$

as a mean of all partial losses weighted by $w_\tau(t)$ over $\tau \in \{1, \dots, n\}$ to ensure sample relevance even for low values of $w_\tau(t)$ by leveraging that typically lower values of τ should result in $w_\tau(t)$ closer to 1.

Note that the replay buffer has to include the probability density $\pi_t(a_t|s_t)$ of each action at the time step of its selection t for the calculation of probability density ratio $\frac{\pi(a_t|s_t)}{\pi_t(a_t|s_t)}$.

5 EXPERIMENTAL STUDY

5.1 Setup

We performed our experiments on five environments using MuJoCo simulator (Todorov et al., 2012): Ant, HalfCheetah, Hopper, Swimmer, and Walker2d.

We used the optimized hyperparameters for SAC available in the RL Baselines3 Zoo repository (Raffin, 2020), which are the same as those used in Haarnoja et al. (2018) except for the number of timesteps. For SAC n , we kept parameters used by SAC where possible and tested five different values of n : 2, 4, 8, 16, and 32. We set $q_b = 0.75$. Full list of hyperparameters is available in appendix C.

Each run lasted 10^6 time steps. Every 10^4 time steps, the training was paused, and we measured the performance of the agent over 5 test runs. Each experiment was repeated 9 times unless noted otherwise.

We measured the values of action probability ratio $\frac{\pi(a_t|s_t)}{\pi_t(a_t|s_t)}$ for the vanilla SAC algorithm to analyze the expected behavior of SAC n and to underline the need for a well-designed stabilizing mechanism.

We also provide an experimental evaluation of the influence of different hyperparameters and components of the SAC n algorithm on its performance. We ran the experiments with q_b decreased to 0.5 and 0.25 and increased to 0.85 and 0.95 for each n in $\{2, 4, 8\}$. We also present results for SAC n without τ -sampled entropy estimation and for SAC with entropy estimation changed to the τ -sampled entropy estimation for three different values of τ : 2, 4, 8.

The source code used for experiments reported in this section is available online as a Git repository¹.

5.2 Probability density ratio measurement

We measured the probability density ratios for each batch used for training the agent during the 1000-step periods starting at the time steps 10001, 19001, 49001, 199001, 499001, and 999001 to capture the distributions of the probability ratios during different parts of the training. The aggregated values were averaged over 5 runs.

¹<https://github.com/lychanl/sacn>

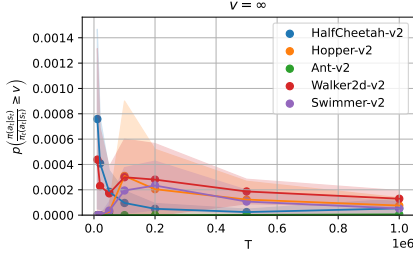


Figure 1: Part of the samples that result in infinite action probability densities due to the numerical precision of floating point numbers typically used in machine learning.

Figure 1 shows the part of the measured density ratios that, due to the precision of 32-bit floating point numbers, are infinite. These values, if used for calculating the importance sampling weights without any clipping or other stabilizing mechanism, would cause the instability of the training process. This shows the need for such safeguards in the algorithm itself.

Even if a large value of probability a weight does not exceed the numerical precision of data format, it could destabilize the training process if used without any clipping or scaling, or, with scaling, the weights of other samples would be so small that these samples would not contribute to the training process.

The occurrence of such values underlines the need for a stabilizing mechanism.

Results for different clipping values are presented in appendix A.

5.3 Results

Figure 2 presents learning curves for SAC and SAC n , averaged over all runs, which are presented together with their standard errors. Table 1 contains the results, averaged over evaluation runs during the last $3 \cdot 10^4$ time steps. This table also includes probabilities, calculated using Welch’s t-test, that results obtained by SAC n on a given environment for each n are greater than or equal to the results obtained by the base SAC algorithm.

Our method shows significant improvement over the base SAC algorithm for three out of five used environments: HalfCheetah, Swimmer, and Walker2d. For Ant and Hopper, it obtains similar results as SAC.

For most environments, as seen in the plotted learning curves, larger values of n allow SAC n to obtain better results. It is likely caused by longer trajectories being less dependent on the critic network. As the n -step approach reduces the bias

Table 1: Evaluation results averaged over last $3 \cdot 10^4$ time steps, their standard errors and the probability p that the results for SAC n are greater than or equal to the results for SAC according to the Welch’s t-test. Best scores for each environment and values of $p > 0.9$ are in boldface.

Environment	n	SAC n	p
Ant	1 (SAC)	3941 \pm 318	–
	2	3450 \pm 233	0.05
	4	3265 \pm 214	0.01
	8	3509 \pm 343	0.12
	16	3632 \pm 189	0.10
	32	3908 \pm 265	0.36
HalfCheetah	1 (SAC)	9439 \pm 147	–
	2	9804 \pm 363	0.89
	4	10325 \pm 453	0.97
	8	10016 \pm 1008	0.75
	16	10808 \pm 671	0.97
	32	9939 \pm 992	0.73
Hopper	1 (SAC)	2711 \pm 140	–
	2	2536 \pm 197	0.30
	4	2629 \pm 213	0.44
	8	2287 \pm 222	0.09
	16	2447 \pm 206	0.20
	32	2517 \pm 169	0.25
Swimmer	1 (SAC)	315 \pm 11	–
	2	316 \pm 9	0.27
	4	339 \pm 6	0.92
	8	346 \pm 6	0.97
	16	324 \pm 11	0.49
	32	354 \pm 0	1.00
Walker2d	1 (SAC)	4442 \pm 144	–
	2	4376 \pm 111	0.37
	4	4503 \pm 170	0.60
	8	5202 \pm 128	1.00
	16	5229 \pm 138	1.00
	32	5606 \pm 171	1.00

introduced by the critic estimating the returns of past policies. This is especially evident for the Swimmer environment, which has the highest discount factor of $\gamma = 0.999$ as compared to $\gamma = 0.99$ used for other environments, where even $n = 2$ allows for quicker agent training, and larger n results in faster training. However, larger values of n increase the amount of calculations required for each update step - the number of neural network forward passes is in $O(n)$, as each time step in a trajectory requires forward passes of the target critic model and the actor model. The τ -sampled entropy estimation requires sampling of n actions for each time step of a trajectory of length n (we reuse sampled actions $\beta_j^\pi(\pi(\cdot|s_t), j \in \{1, \dots, n\})$ for each entropy estimator $\hat{\mathcal{H}}^{(\tau)}(\pi(\cdot|s))$ where $j \leq \tau$),

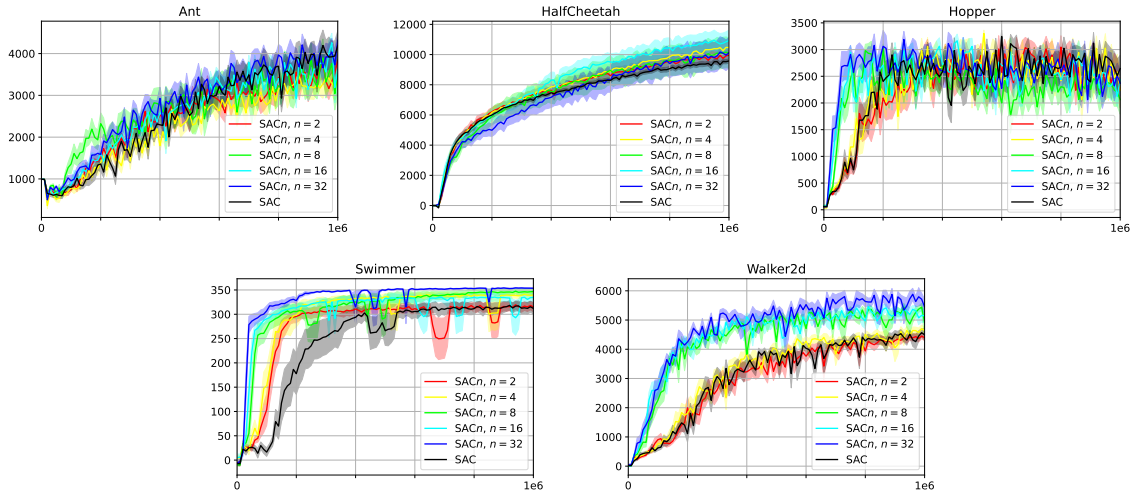


Figure 2: Results for MuJoCo environments for SACn with $n \in \{2, 4, 8\}$ and SAC.

pushing the algorithm into $O(n^2)$. However, the policy parameters may be reused between different sampled actions and for relatively small values of n , such as the ones used in this study, the amount of calculations required by $\hat{\mathcal{H}}^{(\tau)}(\pi(\cdot|s))$ is much lower than the number of calculations required by a singular forward pass of a neural network.

5.4 Ablation study

We performed an ablation study to investigate the influence of the hyperparameter q_b on the results obtained by SACn (results in Table 2) and the effects of using τ -sampled entropy estimation $\hat{\mathcal{H}}^{(\tau)}(\pi(\cdot|s))$ by running SACn without the τ -sampled entropy estimation (results in Table 3) and by running SAC with τ -sampled entropy estimation (results in 4).

We found that SACn for most environments and values of n works well for the intermediate value of $q_b = 0.75$. Results for lower values of $q_b \in \{0.25, 0.5\}$ are closer to SAC, although they offer improvement for some environment- n pairs. Similarly, setting q_b to the high values of 0.85 and 0.95 may improve the obtained results, depending on the environment. In general, we find that whether SACn achieves better results than SAC or not is, outside of a few cases, consistent. However, setting q_b to even lower values would result in the algorithm clipping all weights to a single value and failing to reduce n -step estimation bias. On the other hand, setting q_b to a value of 1 would result in loss estimations for samples

with very large values of probability density ratio dominating the averaged loss estimation for a given value of τ .

Our experiments confirmed that the influence of the variance of the entropy estimation is significant when using n -step returns. Changing the entropy estimation method for the single-step SAC to τ -sampled entropy estimation $\hat{\mathcal{H}}^{(\tau)}$ did not result in large changes to the training process. However, SACn obtains similar or lower results when using single-sample estimations, especially for the HalfCheetah environments, suggesting that removing the τ -sampled entropy estimation has a negative effect on the stability of SACn.

Overall, our ablation study confirms that a more stable entropy estimation allows for improvement of the results for n -step returns in the maximum entropy framework and shows that the improvement of the results of SACn over SAC is not caused only by the entropy estimation method. The ablation study also suggests that the q_b hyperparameter should be set to intermediate values, and although best values of q_b vary between the environment and the value of n , in most cases SACn either outperforms SAC or achieves similar scores.

Full results are presented in appendix B.

6 SUMMARY

In this paper, we have introduced SACn, Soft Actor-Critic with n -step returns, an algorithm that combines the maximum entropy framework

Table 2: Results for SAC n for different values of q_b and n . Results for base SAC are included for reference. Best values for each environment- n pair are in boldface.

Environment	q_b	$n = 2$	$n = 4$	$n = 8$	SAC
Ant	0.25	4343 \pm 298	3732 \pm 278	3832 \pm 274	3941 \pm 318
	0.5	3392 \pm 275	4990 \pm 178	3243 \pm 158	
	0.75	3450 \pm 233	3265 \pm 214	3509 \pm 343	
	0.85	3638 \pm 251	4033 \pm 239	4410 \pm 323	
	0.95	3661 \pm 288	3523 \pm 232	3483 \pm 355	
HalfCheetah	0.25	8989 \pm 400	10078 \pm 963	10519 \pm 290	9439 \pm 147
	0.5	8490 \pm 466	8419 \pm 1179	7895 \pm 1401	
	0.75	9804 \pm 363	10325 \pm 453	10016 \pm 1008	
	0.85	9718 \pm 468	9550 \pm 546	9701 \pm 1121	
	0.95	9580 \pm 417	9133 \pm 562	7558 \pm 878	
Hopper	0.25	3193 \pm 122	2799 \pm 150	2660 \pm 194	2711 \pm 140
	0.5	3196 \pm 139	2457 \pm 170	2240 \pm 141	
	0.75	2536 \pm 197	2629 \pm 213	2287 \pm 222	
	0.85	2396 \pm 270	2626 \pm 220	2859 \pm 105	
	0.95	2528 \pm 117	2774 \pm 171	2759 \pm 201	
Swimmer	0.25	322 \pm 7	322 \pm 8	333 \pm 7	315 \pm 11
	0.5	296 \pm 24	329 \pm 7	324 \pm 10	
	0.75	316 \pm 9	339 \pm 6	346 \pm 6	
	0.85	322 \pm 8	324 \pm 8	342 \pm 5	
	0.95	332 \pm 7	343 \pm 5	336 \pm 8	
Walker2d	0.25	4544 \pm 176	5399 \pm 125	4539 \pm 167	4442 \pm 144
	0.5	4412 \pm 160	4614 \pm 122	5098 \pm 122	
	0.75	4376 \pm 111	4503 \pm 170	5202 \pm 128	
	0.85	4240 \pm 202	4527 \pm 133	4697 \pm 148	
	0.95	4833 \pm 145	4545 \pm 136	4480 \pm 187	

Table 3: Results for SAC n without τ -sampled entropy estimation. Results for SAC n with τ -sampled entropy estimation and for base SAC are included for reference.

Environment	variant	$n = 2$	$n = 4$	$n = 8$	SAC
Ant	SACn without $\hat{\mathcal{H}}^{(\tau)}$	2935 \pm 109	3559 \pm 272	3947 \pm 340	3941 \pm 318
	SACn with $\hat{\mathcal{H}}^{(\tau)}$	3450 \pm 233	3265 \pm 214	3509 \pm 343	
HalfCheetah	SACn without $\hat{\mathcal{H}}^{(\tau)}$	9279 \pm 345	7616 \pm 972	7733 \pm 1274	9439 \pm 147
	SACn with $\hat{\mathcal{H}}^{(\tau)}$	9804 \pm 363	10325 \pm 453	10016 \pm 1008	
Hopper	SACn without $\hat{\mathcal{H}}^{(\tau)}$	2954 \pm 221	2752 \pm 359	2618 \pm 241	2711 \pm 140
	SACn with $\hat{\mathcal{H}}^{(\tau)}$	2536 \pm 197	2629 \pm 213	2287 \pm 222	
Swimmer	SACn without $\hat{\mathcal{H}}^{(\tau)}$	304 \pm 10	332 \pm 9	342 \pm 7	315 \pm 11
	SACn with $\hat{\mathcal{H}}^{(\tau)}$	316 \pm 9	339 \pm 6	346 \pm 6	
Walker2d	SACn without $\hat{\mathcal{H}}^{(\tau)}$	4213 \pm 185	4797 \pm 96	5005 \pm 152	4442 \pm 144
	SACn with $\hat{\mathcal{H}}^{(\tau)}$	4376 \pm 111	4503 \pm 170	5202 \pm 128	

Table 4: Results for SAC with τ -sampled entropy estimation. Results for base SAC are included for reference.

Environment	$\tau = 2$	$\tau = 4$	$\tau = 8$	SAC
Ant	3872 \pm 306	4239 \pm 282	3786 \pm 272	3941 \pm 318
HalfCheetah	8911 \pm 250	9393 \pm 267	8592 \pm 387	9439 \pm 147
Hopper	2732 \pm 180	2881 \pm 178	2905 \pm 112	2711 \pm 140
Swimmer	325 \pm 9	329 \pm 7	338 \pm 9	315 \pm 11
Walker2d	4205 \pm 89	4436 \pm 157	4465 \pm 90	4442 \pm 144

used by Soft Actor-Critic with n -step return estimation. We provided an analysis of the variance of the entropy estimator that shows the increase in the variance of the entropy estimation for n -step targets. To reduce this variance, we proposed the τ -sampled entropy estimator.

We verified experimentally the quality of the proposed solution using MuJoCo simulated robotic environments. Using Welch’s t -test, we showed that SAC n offers significant improvements for most of the used environments. Furthermore, even if SAC n does not improve the final result, it often allows an increase in the speed of training in the beginning.

We experimentally confirmed the negative effect of the increased variance of entropy estimation when using n -step returns, and we provided a modified entropy estimation method that mitigates this problem.

Overall, we recommend using SAC n instead of SAC for the environments with time-consuming environment steps, where the additional computations required by SAC n have the lowest impact on the overall time needed to train the agent, and in settings that require very large values of γ , to reduce the dependency on the target critic network and the bias introduced by the delay in its training. When using SAC n , we recommend setting its hyperparameter q_b to an intermediate value, and we showed in this work that $q_b = 0.75$ performs well in the tested environments.

ACKNOWLEDGEMENTS

We gratefully acknowledge Polish high-performance computing infrastructure PLGrid (HPC Center: CI TASK) for providing computer facilities and support within computational grant nos. PLG/2024/017232 and PLG/2024/017692.

REFERENCES

Bellman, R. (1957). *Dynamic Programming*. Dover Publications.

Carta, T., Romac, C., Wolf, T., Lamprier, S., Sigaud, O., and Oudeyer, P.-Y. (2023). Grounding large language models in interactive environments with online reinforcement learning. In Krause, A., Brunskill, E., Cho, K., Engelhardt, B., Sabato, S., and Scarlett, J., editors, *Proceedings of the 40th International Conference on Machine Learning*, volume 202 of *Proceedings of Machine Learning Research*, pages 3676–3713. PMLR.

Chen, L., Lu, K., Rajeswaran, A., Lee, K., Grover, A., Laskin, M., Abbeel, P., Srinivas, A., and Mor-datch, I. (2021). Decision transformer: Reinforcement learning via sequence modeling. In Ranzato, M., Beygelzimer, A., Dauphin, Y., Liang, P., and Vaughan, J. W., editors, *Advances in Neural Information Processing Systems*, volume 34, pages 15084–15097. Curran Associates, Inc.

Daley, B., White, M., and Machado, M. C. (2024). Averaging n -step returns reduces variance in reinforcement learning. In *Proceedings of the 41st International Conference on Machine Learning, ICML’24*. JMLR.org.

Dulac-Arnold, G., Levine, N., Mankowitz, D. J., Li, J., Paduraru, C., Goyal, S., and Hester, T. (2021). Challenges of real-world reinforcement learning: definitions, benchmarks and analysis. *Machine Learning*, 110(9):2419–2468.

Fujimoto, S., van Hoof, H., and Meger, D. (2018). Addressing function approximation error in actor-critic methods. In *International Conference on Machine Learning*.

Haarnoja, T., Zhou, A., Abbeel, P., and Levine, S. (2017). Soft actor-critic: Off-policy maximum entropy deep reinforcement learning with a stochastic actor.

Haarnoja, T., Zhou, A., Hartikainen, K., Tucker, G., Ha, S., Tan, J., Kumar, V., Zhu, H., Gupta, A., Abbeel, P., and Levine, S. (2018). Soft actor-critic algorithms and applications. *CoRR*, abs/1812.05905.

Hasselt, H. (2010). Double q-learning. In Lafferty, J., Williams, C., Shawe-Taylor, J., Zemel, R., and Culotta, A., editors, *Advances in Neural Information Processing Systems*, volume 23. Curran Associates, Inc.

Hersi, A. H. and Divya Udayan, J. (2024). Efficient and robust multirobot navigation and task allocation using soft actor critic. *Procedia Computer Science*, 235:484–495. *International Conference on Machine Learning and Data Engineering (ICMLDE 2023)*.

Hessel, M., Modayil, J., van Hasselt, H., Schaul, T., Ostrovski, G., Dabney, W., Horgan, D., Piot, B., Azar, M., and Silver, D. (2018). Rainbow: Combining improvements in deep reinforcement learning. *Proceedings of the AAAI Conference on Artificial Intelligence*, 32(1).

Horgan, D., Quan, J., Budden, D., Barth-Maron, G., Hessel, M., van Hasselt, H., and Silver, D. (2018). Distributed prioritized experience replay. In *International Conference on Learning Representations*.

Jayaraman, P., Desman, J., Sabounchi, M., Nadkarni, G. N., and Sakhuja, A. (2024). A primer on reinforcement learning in medicine for clinicians. *npj Digital Medicine*, 7(1):337.

- Kearns, M. and Singh, S. (2000). Bias-variance error bounds for temporal difference updates. In *Annual Conference Computational Learning Theory*.
- Kloek, T. and van Dijk, H. K. (1978). Bayesian estimates of equation system parameters: An application of integration by monte carlo. *Econometrica*, 46(1):1–19.
- Li, H., Qian, X., and Song, W. (2024). Prioritized experience replay based on dynamics priority. *Scientific Reports*, 14(1):6014.
- Liang, Z., Ruan, J., Wang, Z., Liu, K., and Li, B. (2024). Soft actor-critic-based ems design for dual motor battery electric bus. *Energy*, 288:129849.
- Mnih, V., Badia, A. P., Mirza, M., Graves, A., Lillicrap, T., Harley, T., Silver, D., and Kavukcuoglu, K. (2016). Asynchronous methods for deep reinforcement learning. In Balcan, M. F. and Weinberger, K. Q., editors, *Proceedings of The 33rd International Conference on Machine Learning*, volume 48 of *Proceedings of Machine Learning Research*, pages 1928–1937, New York, New York, USA. PMLR.
- Mnih, V., Kavukcuoglu, K., Silver, D., Rusu, A. A., Veness, J., Bellemare, M. G., Graves, A., Riedmiller, M., Fidjeland, A. K., Ostrovski, G., Petersen, S., Beattie, C., Sadik, A., Antonoglou, I., King, H., Kumaran, D., Wierstra, D., Legg, S., and Hassabis, D. (2015). Human-level control through deep reinforcement learning. *Nature*, 518(7540):529–533.
- Nachum, O., Chow, Y., Dai, B., and Li, L. (2019). DualDICE: behavior-agnostic estimation of discounted stationary distribution corrections. *Curran Associates Inc.*, Red Hook, NY, USA.
- Raffin, A. (2020). *RL baselines3 zoo*. <https://github.com/DLR-RM/rl-baselines3-zoo>.
- Salvato, E., Fenu, G., Medvet, E., and Pellegrino, F. A. (2021). Crossing the reality gap: A survey on sim-to-real transferability of robot controllers in reinforcement learning. *IEEE Access*, 9:153171–153187.
- Schaul, T., Quan, J., Antonoglou, I., and Silver, D. (2016). Prioritized experience replay. In Bengio, Y. and LeCun, Y., editors, *4th International Conference on Learning Representations, ICLR 2016, San Juan, Puerto Rico, May 2-4, 2016, Conference Track Proceedings*.
- Shakya, A. K., Pillai, G., and Chakrabarty, S. (2023). Reinforcement learning algorithms: A brief survey. *Expert Systems with Applications*, 231:120495.
- Shil, M., Pillai, G. N., and Gupta, M. K. (2023). Improved soft actor-critic: Reducing bias and estimation error for fast learning. In *2023 IEEE International Students’ Conference on Electrical, Electronics and Computer Science (SCEECS)*, pages 1–6.
- Sutton, R. S. (1988). Learning to predict by the methods of temporal differences. *Machine Learning*, 3(1):9–44.
- Sutton, R. S. and Barto, A. G. (2018). *Reinforcement Learning: An Introduction*. The MIT Press, second edition.
- Todorov, E., Erez, T., and Tassa, Y. (2012). Mujoco: A physics engine for model-based control. In *2012 IEEE/RSJ International Conference on Intelligent Robots and Systems*, pages 5026–5033. IEEE.
- Wang, G., Yan, D., Su, H., and Zhu, J. (2021). Adaptive n-step bootstrapping with off-policy data. *Rejected from ICLR 2021*.
- Wang, Z., Bapst, V., Heess, N., Mnih, V., Munos, R., Kavukcuoglu, K., and de Freitas, N. (2017). Sample efficient actor-critic with experience replay. In *International Conference on Learning Representations*.
- Wawrzyński, P. (2009). Real-time reinforcement learning by sequential actor-critics and experience replay. *Neural Networks*, 22(10):1484–1497.
- Łyskawa, J. and Wawrzyński, P. (2024). Acerac: Efficient reinforcement learning in fine time discretization. *IEEE Transactions on Neural Networks and Learning Systems*, 35(2):2719–2731.

A DENSITY MEASUREMENT

Figures 3 present which part of the probability density ratios are equal to or greater than given threshold values, measured for batches used for training the base SAC agent during the 1000-step periods at the time steps {10001, ..., 11000}, {19001, ..., 20000}, {49001, ..., 50000}, {99001, ..., 100000}, {199001, ..., 200000}, {499001, ..., 500000}, {999001, ..., 1000000}, to capture the distributions of the probability ratios during different parts of the training. The aggregated values were averaged over 5 runs.

The measured action probability density ratios allow to formulate the following observations:

1. Significantly below half of the samples in the buffer have a probability density ratio of 1 or greater, except during the very first steps of the training. It means that for the most of the samples in the buffer, the probability of the selected action decreased. This is likely caused by most of the explored actions resulting in suboptimal returns and the policy being fitted to match only the small of best actions.
2. During the whole training process samples with large importance sampling values keep occurring, and some of them, due to the precision of number representation, result in infinite probability density values. As the policy is likely fitted to replicate a small part of the actions selected by

Table 5: SAC and SAC n hyperparameter values as provided for SAC by Raffin (2020). S - denotes the state space.

Hyperparameter	Value
Time steps	10^6
Batch size	256
Discount (Swimmer)	0.999
Discount (other)	0.99
Learning rate	$3 \cdot 10^{-4}$
Critic hidden layers	$\langle 256, 256 \rangle$
Actor hidden layers	$\langle 256, 256 \rangle$
Critic activation function	ReLU
Actor activation function	ReLU
Learning start	10^4
Training frequency	1
Num. of training steps	1
Target network update freq.	1
Target network update coeff.	0.005
Entropy target	$-\dim(S)$

the exploration process, this underlines the need to properly handle such samples.

B ABLATION RESULTS

Figures 4, 5, and 6 contain the learning curves for the experiments whose aim is to measure the influence of specific hyperparameters and components of SAC n algorithm, presented in Subsection 5.4. Each result is averaged over last $3 \cdot 10^4$ time steps to account for large amplitudes of the learning curves for some environments and over 12 runs, and the results are presented together with their standard errors. Specifically, figure 4 contains the learning curves for different values of the q_b and n hyperparameters. Figure 5 contains the learning curves for SAC n without *tau*-sampled entropy estimation. Figure 6 contains the learning curves for SAC with *tau*-sampled entropy estimation for different values of τ .

C HYPERPARAMETER SETTINGS

In this section, we provide values of all the used hyperparameters for the experiments reported in Section 5. For SAC, we used the values provided by Raffin (2020), listed in the Table 5. For SAC n , we used the same values as for SAC where applicable. For SAC n , the default value of q_b was 0.75 and the values of n were provided for each result.

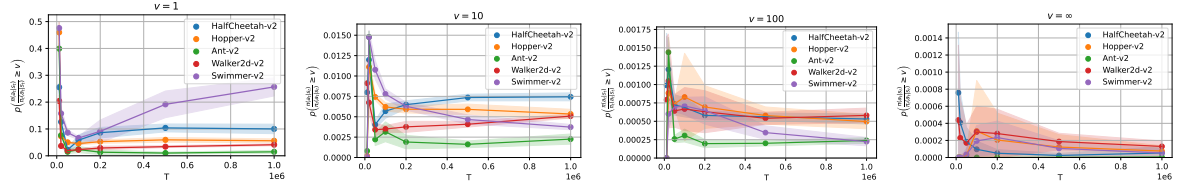


Figure 3: Part of samples that result in action probability densities equal to or exceeding given threshold value. Infinity values are the result of numerical precision of 32-bit floating point numbers typically used in machine learning.

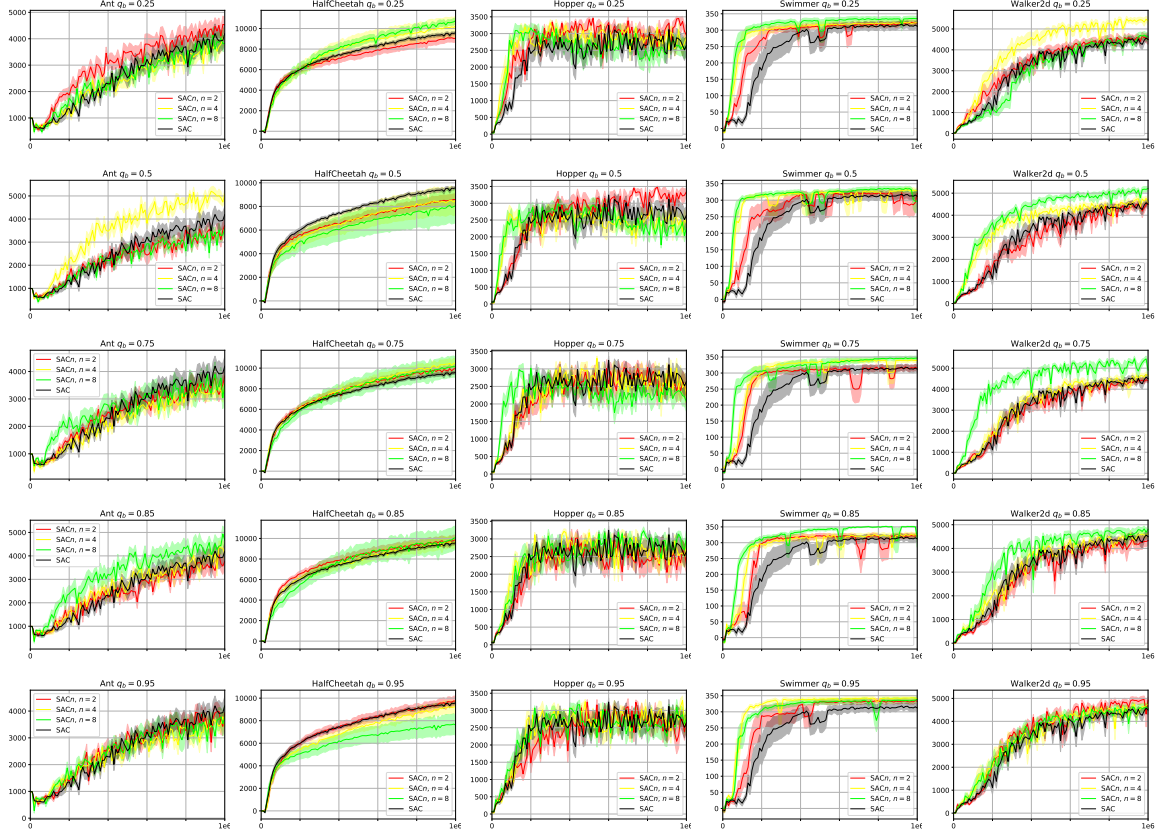


Figure 4: Learning curves for SACn with different values of q_b hyperparameter.

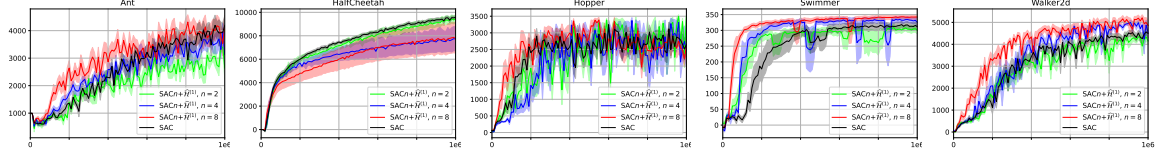


Figure 5: Learning curves for SACn without τ -sampled entropy estimation.

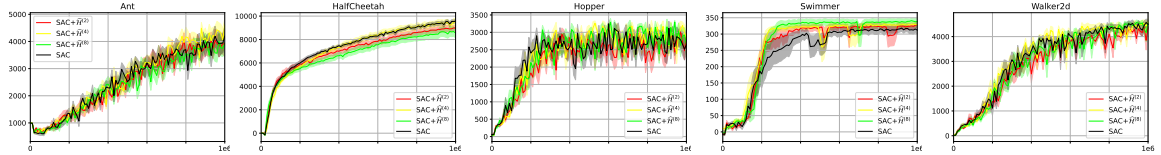


Figure 6: Learning curves for SAC with τ -sampled entropy estimation.