

ESG Integration into Corporate Strategy: Value Realization

by

LI XIAO

Ph.D. Candidate, Joint Program between UNB, CAS, and CSU, 2026

Master's Degree (Joint Program), Kunming University of Science and Technology and
Institute of Process Engineering, Chinese Academy of Sciences, 2022

Bachelor's Degree, Liaoning University of Technology, 2018

A Dissertation Submitted in Partial Fulfillment

of the Requirements for the Degree of

Doctor of Philosophy in Forestry

In the Graduate Academic Unit of Forestry and Environmental Management

Supervisor: Ashok Kuruganti, Ph.D., Forestry & Environmental Management

Zhang C, Ph.D., the Institute of Process Engineering, CAS

Examining Board: Mark Sherrard, Ph.D., Biology

Joe Nocera, PhD, Forestry and Environmental Management

Sheng Li, PhD HRA, Forestry and Environmental Management

External Examiner: Changhui Peng, Ph.D., Biological Sciences

This dissertation is accepted by the

Dean of Graduate Studies

THE UNIVERSITY OF NEW BRUNSWICK

© LI XIAO 2026

Abstract

Since China clearly defined its "dual-carbon" strategy in 2020, the concepts of green development and sustainability have gradually been widely accepted and have become a social consensus. In the integration with the strategic goals of carbon peak and carbon neutrality, the ESG concept mutually supports and promotes the deep integration of high-quality and sustainable development. To align with China's ecological civilization construction and green sustainable development strategy, enterprises should actively fulfill their social responsibilities, go beyond mere consideration of financial performance, and focus on pursuing long-term, non-financial sustainability. Enterprises need to deeply integrate the ESG concept into the core of their corporate culture, making it part of their corporate strategy, and actively promote the implementation of ESG practices in their daily operations.

In recent years, Company C has received an ESG rating of AA or above from multiple rating agencies and is at the forefront of the power battery industry in terms of ESG. Therefore, this paper takes Company C as the case study object to analyze the effectiveness of its ESG practices. Based on the stakeholder theory, sustainable development theory, and reputation theory, this paper analyzes the motivation of Company C's ESG practices, the quantity of disclosed quantitative indicators, and the richness of report content as the main references for the quality of ESG information disclosure, as well as the achievements obtained in the company's ESG practices. Then, it explores the paths through which Company C's ESG practices impact corporate performance. There are mainly four impact paths in the process of ESG practices in this paper: First, "improving product quality and safety." After statistical analysis of product

quality, safety, and the recall rate due to defects, it is found that Company C's increased attention and R & D investment in relevant aspects significantly help improve the company's performance. Second, "enhancing corporate reputation." Statistics show that the number of violation penalties for Company C has significantly decreased after ESG practices, and the company's effective control of ESG risks helps improve the company's image. Third, "seizing new market opportunities." Company C's layout in the battery recycling field contributes to the smooth expansion of the company's revenue and overseas market. Fourth, "alleviating financing constraints." Company C's full ESG information disclosure and standardized internal management provide convenience for the company to obtain financing through multiple channels and gain the support of regulatory authorities, effectively helping the company alleviate financing constraints.

The research finds that Company C's ESG practices have had a positive impact on corporate performance. In terms of non-financial performance, Company C has obtained orders for mid - to high - end models from many new energy vehicle companies with its industry - leading product quality and good corporate reputation. In addition, the price of Company C's products has been 20% higher than that of industry companies for years. This is conducive to helping the company expand its market share, is a powerful manifestation of the company's brand value enhancement, and the company's innovation ability has been significantly improved. In terms of financial performance, Company C's ESG practice performance has helped the company achieve a higher level of development, created a cost advantage for the enterprise in terms of cost and expense control, and thus improved its profitability. Company C has also improved its operational ability by strengthening supply chain management and putting intelligent production lines into use.

Finally, this paper puts forward some ESG practice suggestions from the enterprise and government levels, aiming to help more enterprises achieve a win - win situation of social and corporate interests in the process of ESG practices.

Keywords: Company C; ESG Practices; Corporate Performance; Power Battery Industry

Table of Contents

Abstract	ii
Table of Contents	错误！未定义书签。
LIST IF FIGURES	viii
Chapter 1 Introduction	xxviii
1.1 Research Background	xix
1.2 Research Significance	xxiii
1.3 Research Content and Research Methods	xxiv
1.3.1 Research Content	xxiv
1.3.2 Research Methods	xxv
Chapter 2 Literature Review and Theoretical Foundation	xxvii
2.1 Literature Review Method	xxvii
2.1.1 ESG Concept and Evaluation System	xxviii
2.1.2 Research on the Impact of ESG on Corporate Performance	xxxi
2.1.3 Research on the Impact Path of ESG Practices on Corporate Performance	xxxv
2.1.4 Literature Review	xxxvii
2.2 Theoretical Foundation	xxxviii
2.2.1 Stakeholder Theory	xxxviii
Chapter 3 Introduction to the ESG Practice Case of Company C	xxxix
3.1 Background Introduction to Company C's ESG Practices	xxxix
3.1.1 General Information of Company C	xxxix
3.1.2 Basic Situation of the Industry Company C Is In	xxxix
3.1.3 The Status of ESG Practices among Chinese Listed Companies	l
3.2 Analysis of Company C's ESG Practice Motivation	liv
3.2.1 Responding to National Development Strategies	lv
3.2.2 Meeting ESG Information Disclosure Policies	lvi
3.2.3 Meeting Power Battery Industry Regulatory Requirements	lvii
3.2.4 Aligning with Stakeholder Expectations	lviii
3.3 Company C's ESG Governance System and ESG Information Disclosure	lix
3.3.1 Company C's ESG Governance Structure	lix
3.3.2 Company C's ESG Governance Mechanism	lx
3.3.3 Company C's ESG Information Disclosure	lxii

3.4 Company C's ESG Practice Measures and Results	lxii
3.4.1 Measures and Results in the Environmental Dimension	lxii
3.4.2 Measures and Results in the Social Responsibility Dimension	lxviii
Chapter 4 Analysis of the Impact Path of C Company's ESG Practices on Corporate Performance	lxxi
4.1 Improvement of Product Quality and Safety	lxxi
4.1.1 Continuous Strengthening of R&D Investment	lxxii
4.1.2 Strict Product Quality Control	lxxiv
4.1.3 Obvious Advantages in Product Quality and Safety Performance	lxxvii
4.1.4 Little Impact from Product Recalls	lxxix
4.2 Enhancing Corporate Reputation	lxxxv
4.2.1 Effective Control of Corporate ESG Risks	lxxxv
4.2.2 Enhancing Corporate Visibility	lxxxviii
4.3 Seizing New Market Opportunities	xc
4.3.1 Layout in the Power Battery Recycling Industry	xc
4.3.2 Conducive to the Company's Overseas Operations	xcv
4.4 Alleviating Financing Constraints	c
4.4.1 Broadening Financing Channels	ci
Chapter 5 The Impact of C Company's ESG Practices on Corporate Performance	cii
5.1 The Impact of ESG Practices on Corporate Non-Financial Performance	cii
5.1.1 Expanding Market Share	cii
5.1.2 Enhancing Brand Value	ciii
5.1.3 Improving Innovation Capability	civ
5.2 Impact of ESG Practices on Corporate Financial Performance	cv
5.2.1 Improvement in Development Capability	cv
5.2.2 Improvement in Profitability	cx
5.2.3 Improvement of Operational Capability	cxxii
Chapter 6 Conclusions and Recommendations	cxxv
6.1 Research Conclusions	cxxvi
6.1.1 Impact Paths of Company C's ESG Practices on Corporate Performance	cxxvi
6.1.2 Positive Impact of Company C's ESG Practices on Corporate Performance	cxxvii
6.2 Recommendations	cxxviii
6.2.1 Enterprise Level	cxxviii

6.2.2 Government Level	cxxix
------------------------------	-------

LIST OF FIGURES

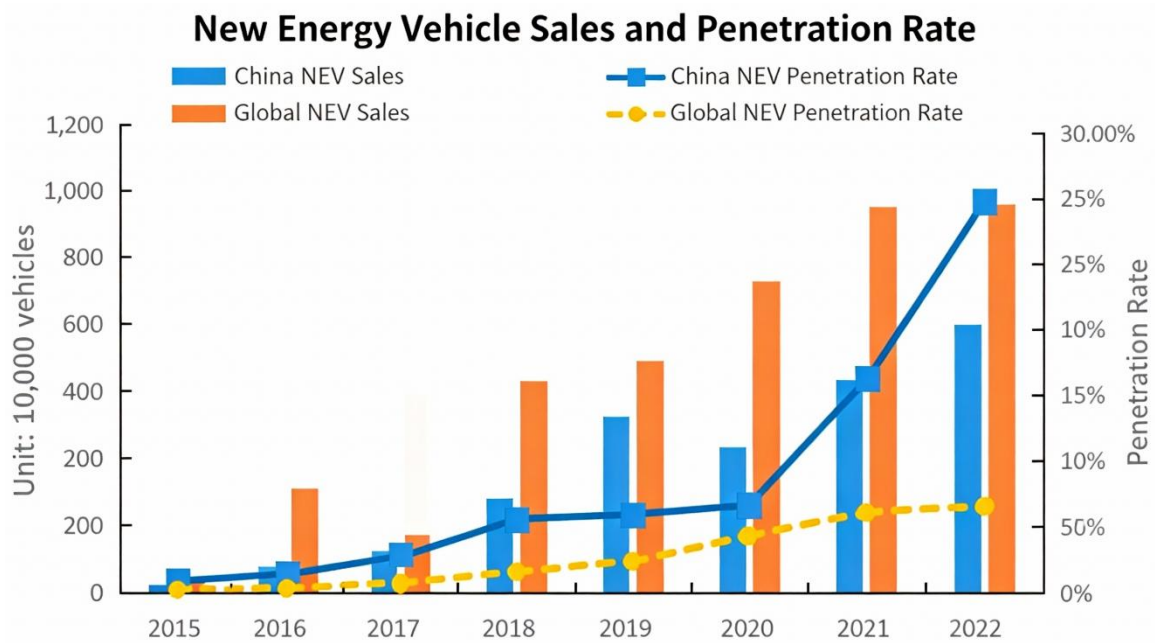


Figure 3-1 Data on New Energy Vehicle Sales and New Energy Vehicle Penetration

Rates

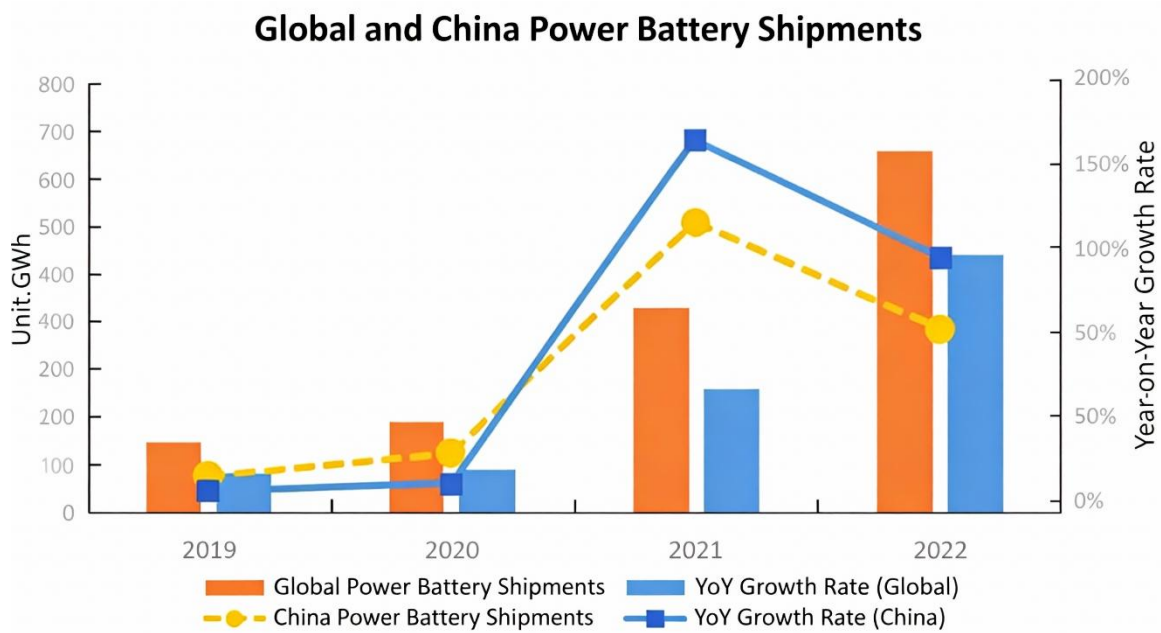


Figure 3-2 Shipments of the Global and Chinese Power Battery Market

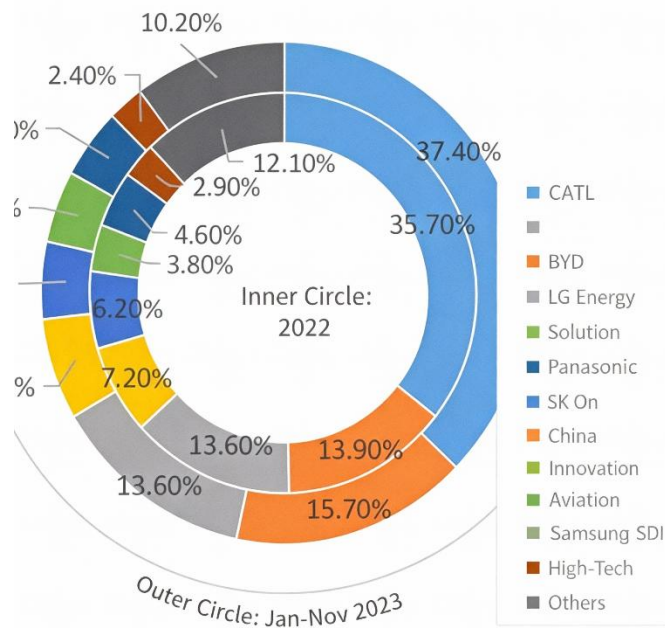


Figure 3-3 Market Share Distribution of Global Power Battery Installation Volume

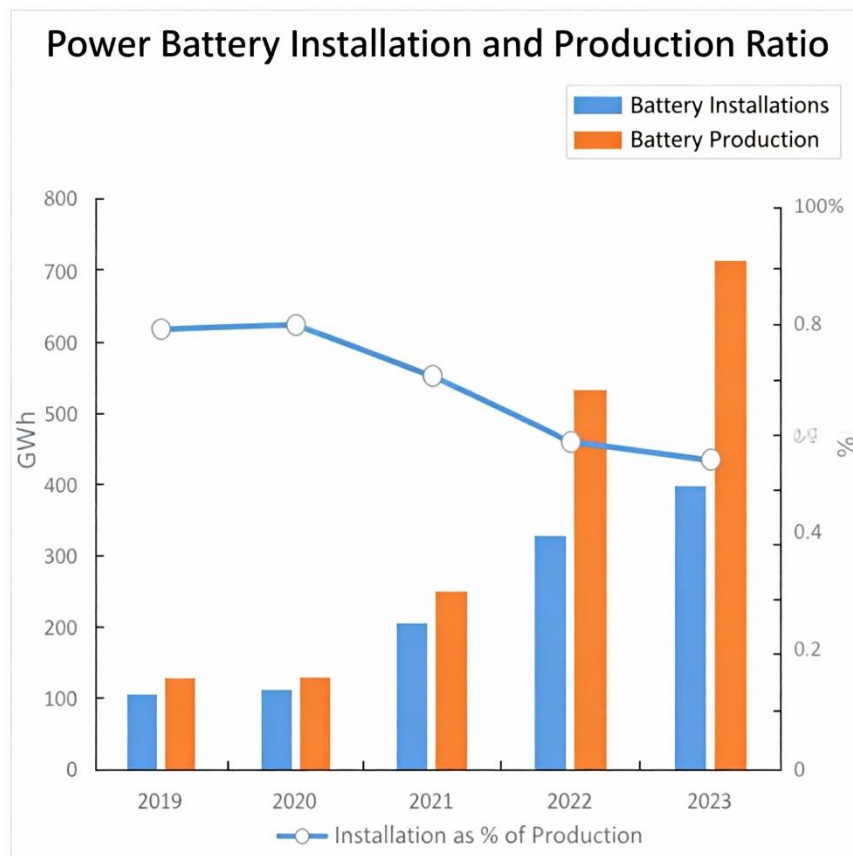


Figure 3-4 Analysis of Supply and Demand Relationship of Chinese Power Batteries
(2019-2023)

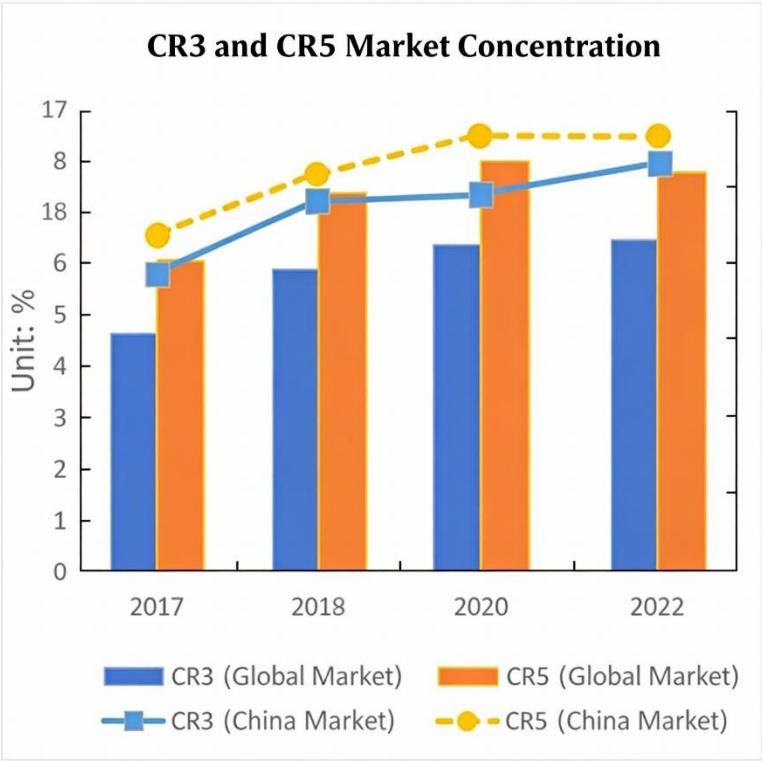


Figure 3-5 Status of Market Share Concentration in the Global and Chinese Power
Battery Markets

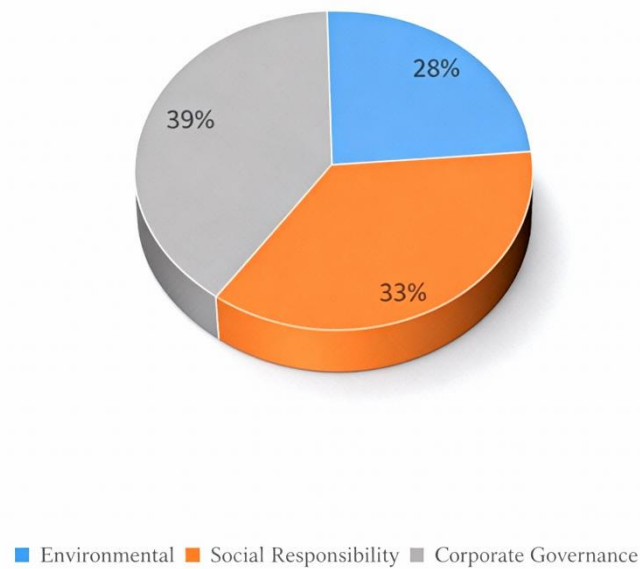


Figure 3-6 Proportion of Different Types of Negative Events Among Listed Companies

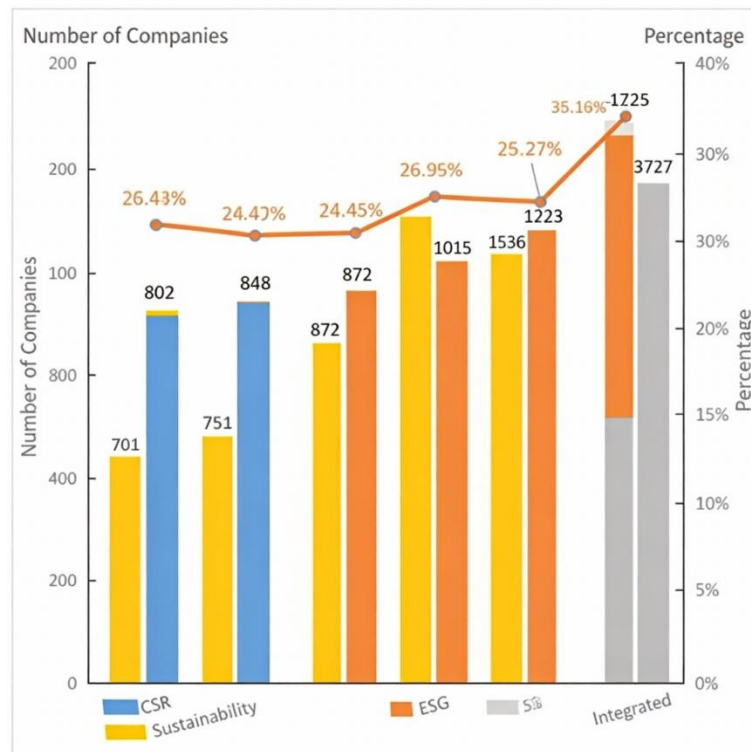


Figure 3-7 Disclosure Rate of ESG-related Reports Among Chinese Listed Companies

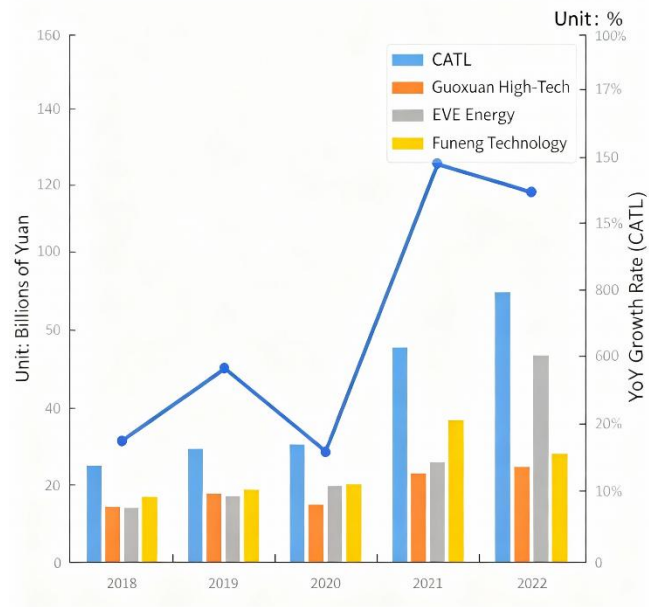


Figure 4-1 Comparison of R&D Investment Between Company C and Industry
Comparable Companies

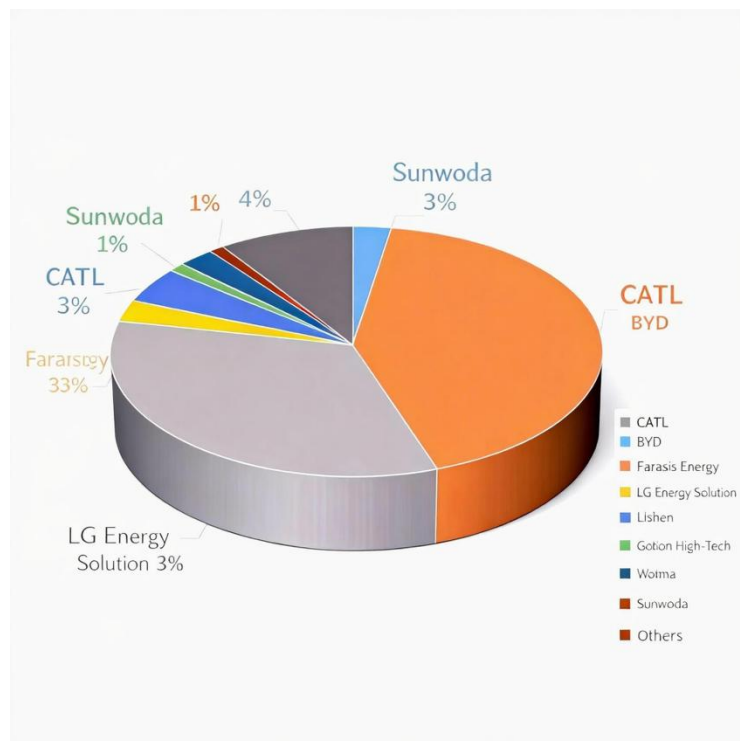


Figure 4-2 Proportion Data of Recall-Related Stored Electricity Capacity Between
Company C and Other Industry Companies

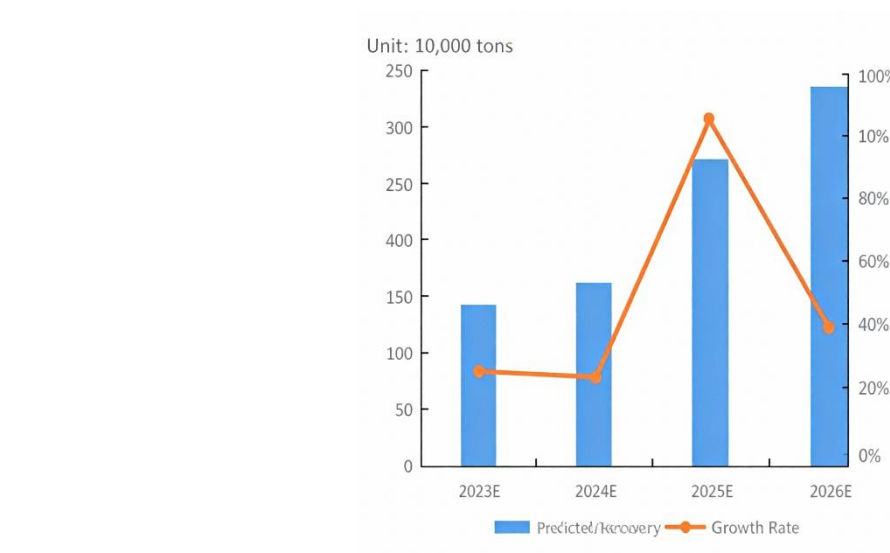


Figure 4-3 Forecast of Recycling Volume of Chinese Waste Power Batteries (2023-2026)

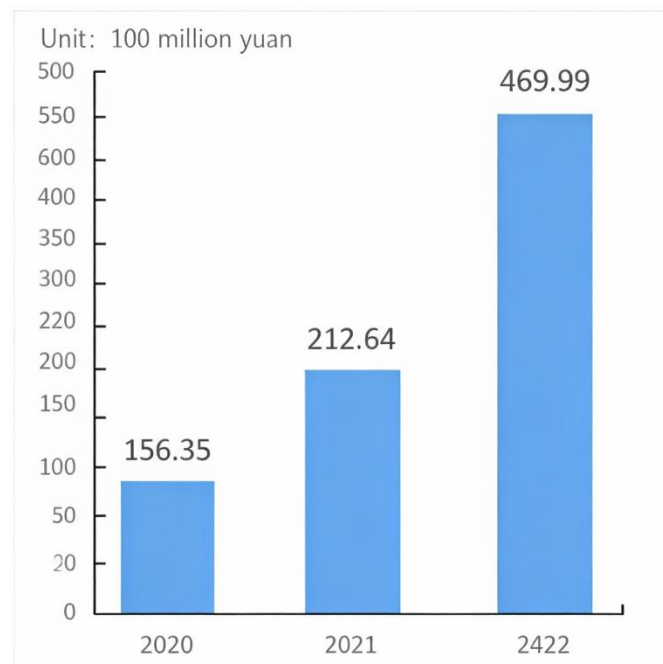


Figure 4-4 Operating Revenue Performance of Bangpu Recycling (2020-2022)

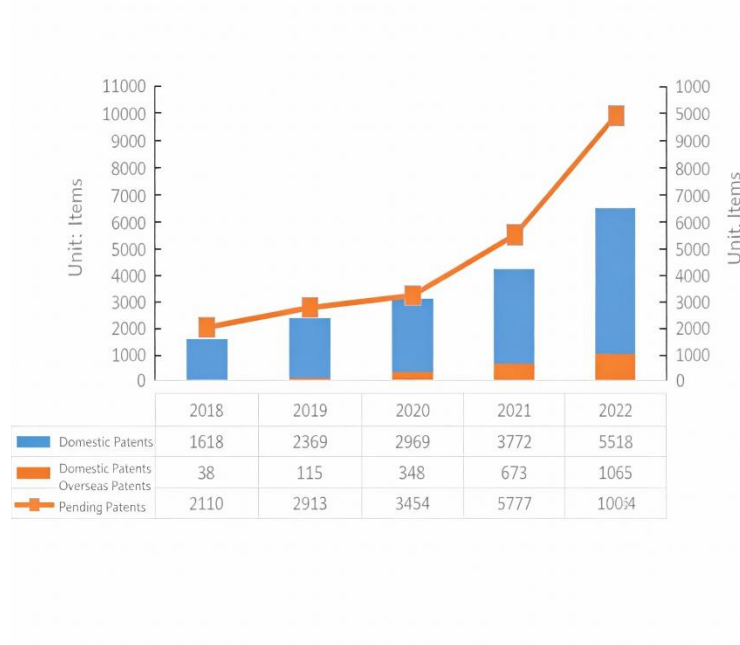


Figure 5-1 Comparison of Total

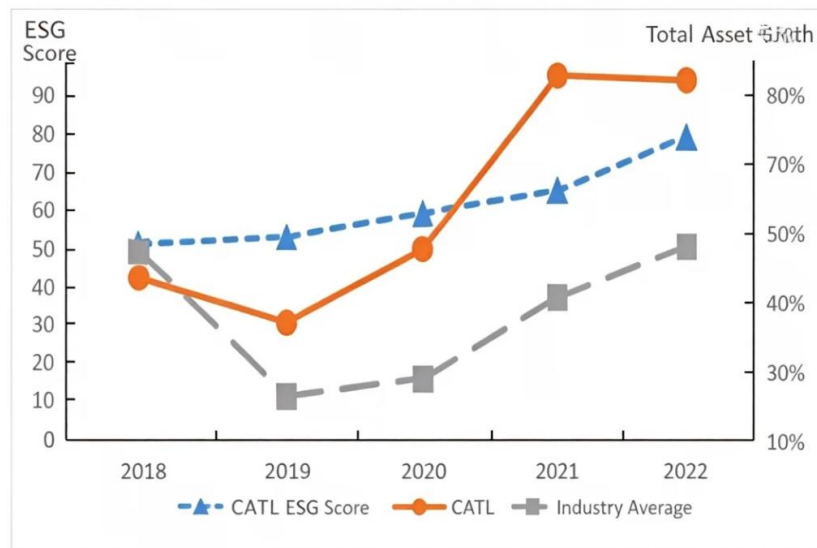


Figure 5-2 Comparison of Total Asset Growth Rate Between Company C and the Power Battery Industry

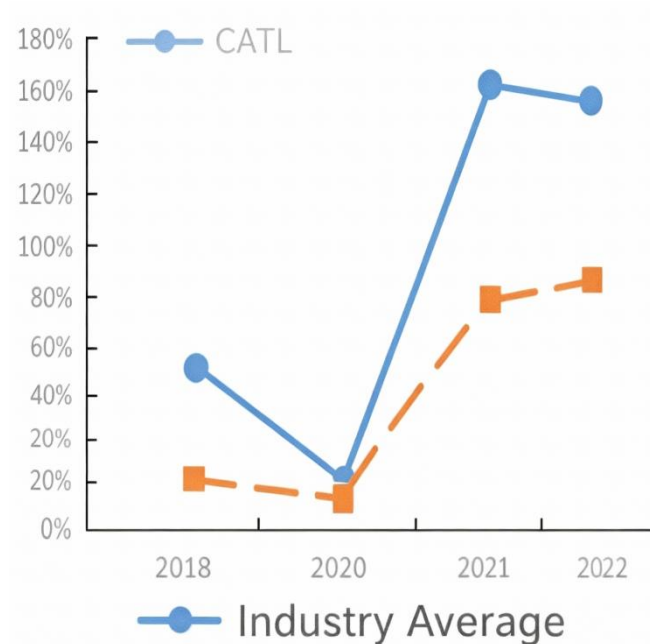


Figure 5-3 Comparison of Operating Revenue Growth Rate Between Company C and Companies in the Power Battery Industry

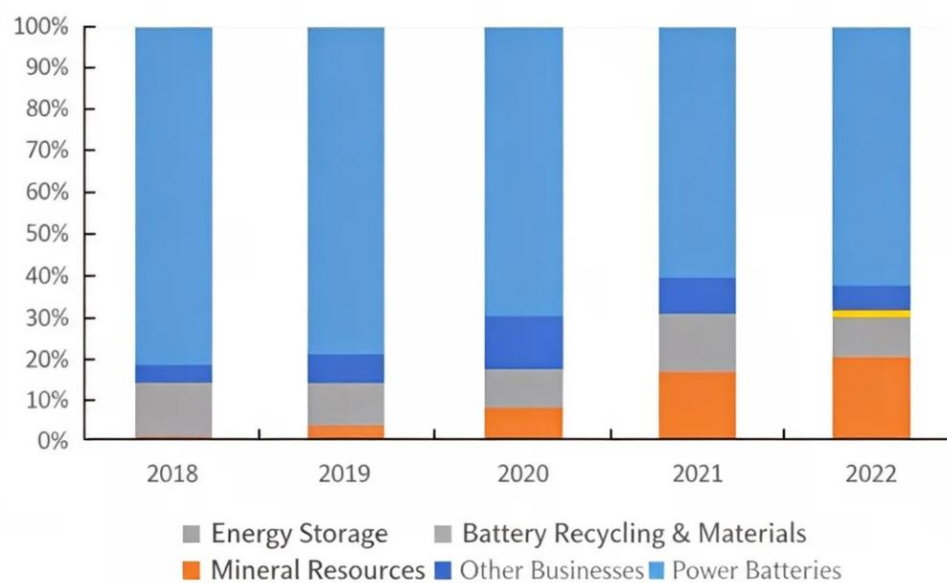


Figure 5-4 Composition and Distribution of Company C's Operating Revenue

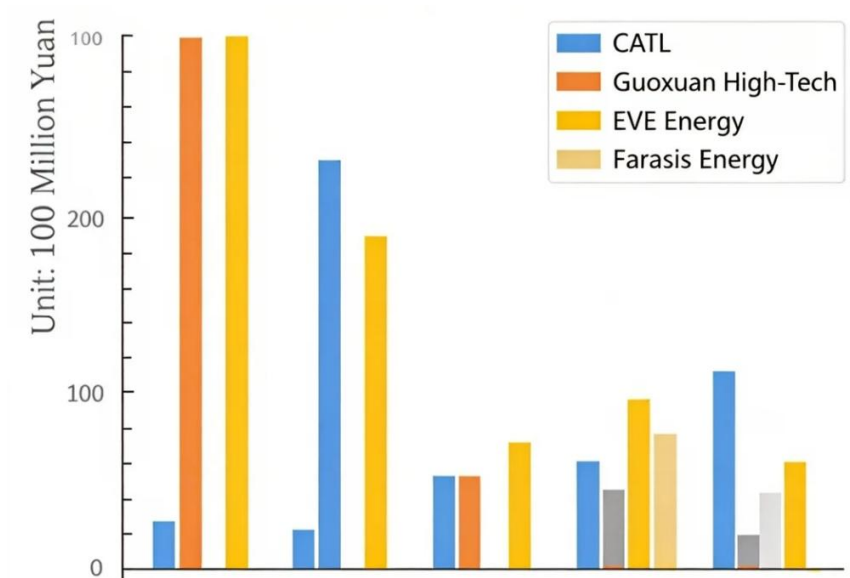


Figure 5-5 Comparison of Net Profit Data Between Company C and Industry Comparable Companies

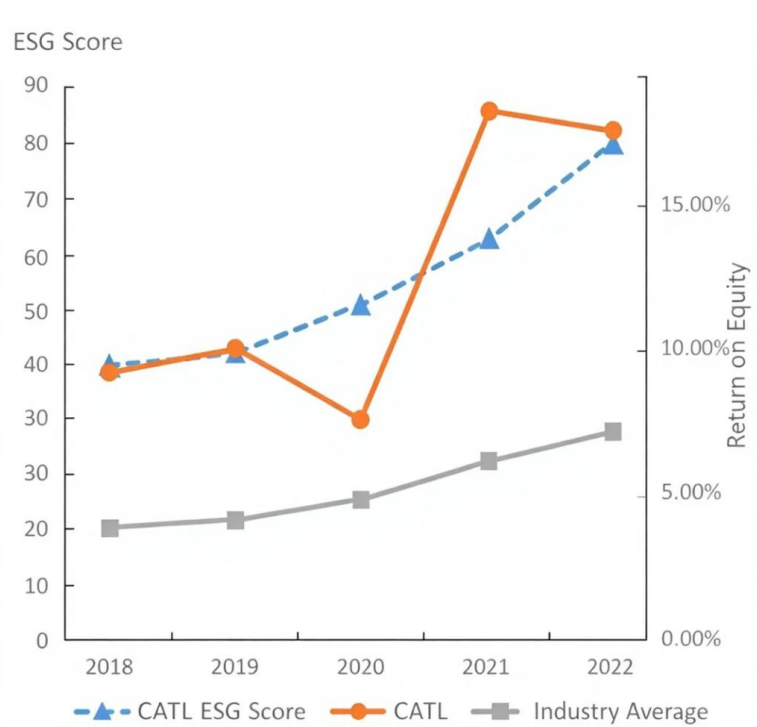


Figure 5-6 Comparison of Return on Equity (ROE) Between Company C and the Power Battery Industry

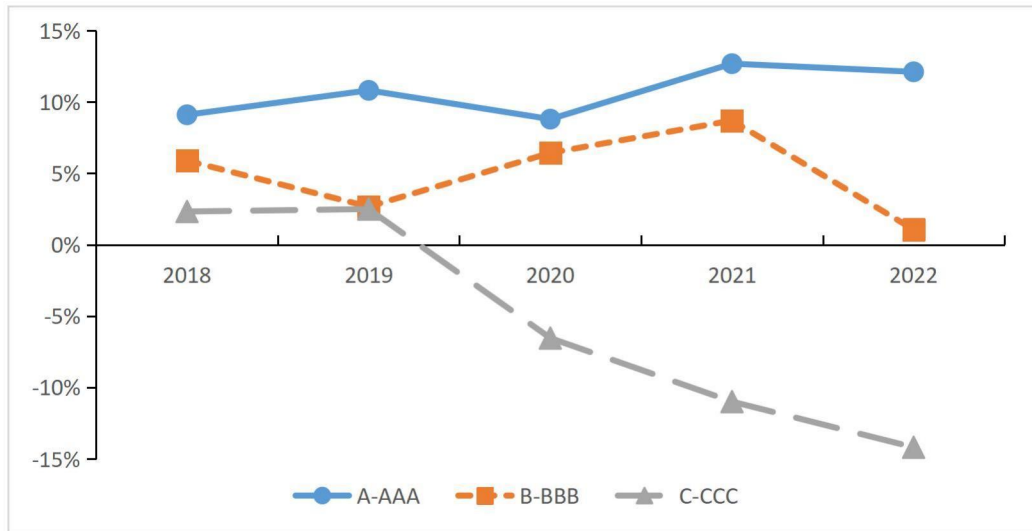


Figure 5-7 Comparison of Average Return on Equity (ROE) Among Enterprises in Different ESG Rating Segments

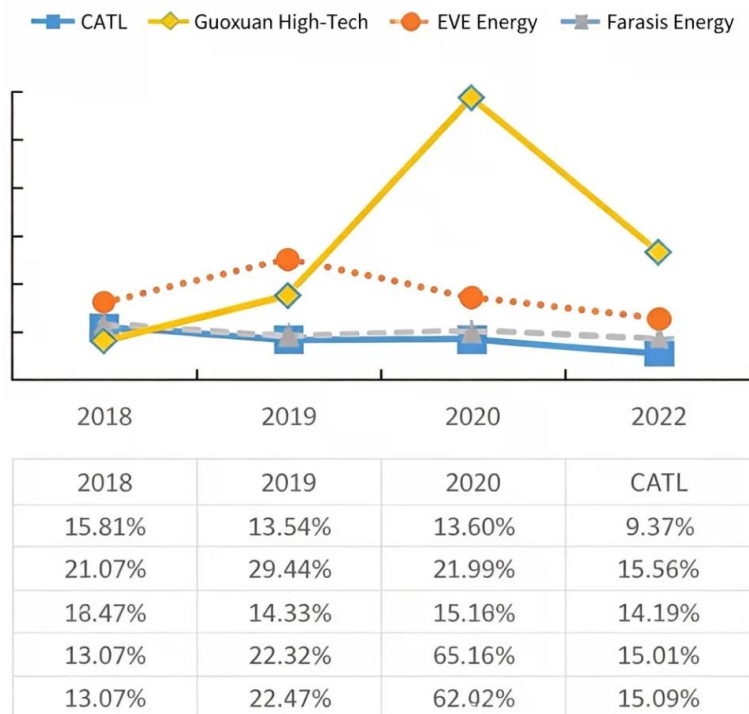


Figure 5-8 Comparison of Period Expense Rate Between Company C and Industry Comparable Companies

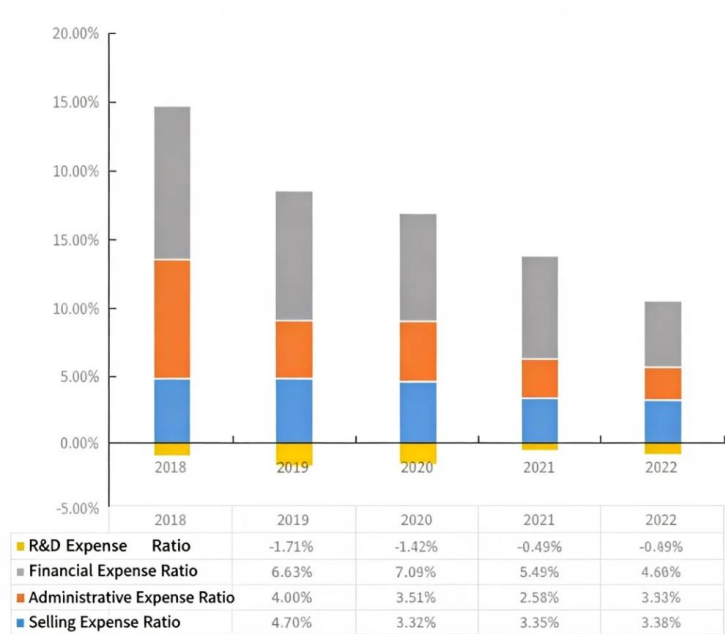


Figure 5-9 Structure of Company C's Period Expense Rate

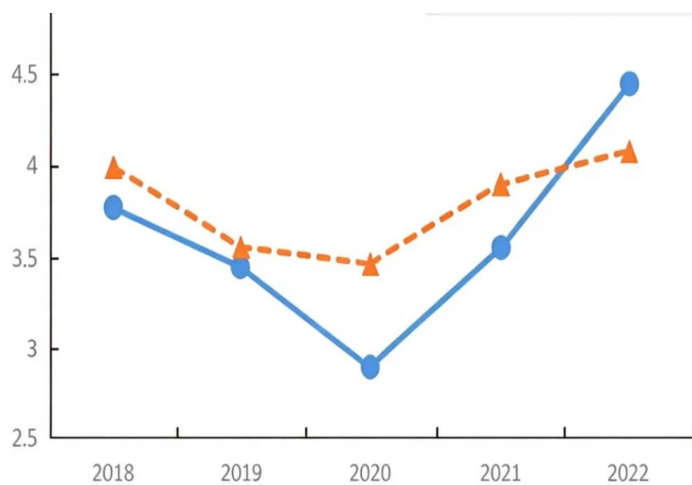


Figure 5-10 Comparison of Inventory Turnover Ratio Between Company C and the Power Battery Industry

Chapter 1 Introduction

1.1 Research Background

With the increasingly severe global climate change and environmental issues, accelerating the promotion of sustainable development has become a key issue of global social concern. From a domestic perspective in China, in order to address global climate change and demonstrate its responsibility as a major country, China has put forward the "30·60 Goals", striving to peak its carbon dioxide emissions before 2030 and achieve carbon neutrality before 2060. It has already accelerated the top - level design for sustainable development at the national level. In terms of policy measures, the Chinese government has been continuously improving the ESG information disclosure system for listed companies and vigorously promoting the ESG practice work of state - owned enterprises and listed companies. China's environmental protection department and work safety management department have also increased law enforcement inspections and supervision of enterprises, and severely punished environmental violations and dangerous production behaviors, aiming to encourage enterprises to adopt sustainable production and operation methods to reduce damage to the ecological environment, personnel, and property. From an international perspective, in April 2023, the European Parliament passed the Carbon Border Adjustment Mechanism (CBAM), and in July 2023, the European Council passed the "EU Battery and Waste Battery Regulations". It is clear that developed countries such as those in Europe have accelerated the implementation and increasingly tightened environmental protection policies and corporate social responsibility management in commodity trade. Against the backdrop of accelerating the realization of China's dual - carbon goals, strengthening production inspections, and the complication of environmental protection rules in international trade, whether to actively

respond to national policies, avoid regulatory violations, or enter overseas markets, Chinese enterprises need to adapt to policy trends in a timely manner, attach importance to their ESG practices and sustainable development levels, and promptly shift from solely pursuing their own economic interests to paying attention to both economic benefits and safeguarding the interests of stakeholders.

ESG is the abbreviation of Environment, Social, and Governance. It is an investment concept and non - financial evaluation standard that focuses on a company's comprehensive performance in environmental, social, and corporate governance aspects, measuring a company's sustainable development ability. The ESG concept helps companies shift from short - term economic profit - seeking to long - term social value realization. A company's emphasis on and practice of the ESG concept is an important supplement to the corporate development strategy centered on economic benefits. In terms of the disclosure policy for listed companies, in May 2008, the Shanghai Stock Exchange issued the "Notice on Strengthening the Social Responsibility of Listed Companies", encouraging enterprises to disclose annual social responsibility reports. In August 2012, the Hong Kong Stock Exchange issued the "Environmental, Social and Governance Reporting Guide", suggesting that listed companies voluntarily disclose ESG reports. In 2015, the Hong Kong Stock Exchange revised the "Environmental, Social and Governance Reporting Guide", expanding the scope of mandatory disclosure and comprehensively adjusting disclosure recommendations to "explain if not disclosed". In September 2018, the China Securities Regulatory Commission revised the "Corporate Governance Principles for Listed Companies", requiring listed companies to mandatorily disclose environmental and social responsibility information in accordance with relevant

requirements. In December 2020, the "Listing Rules for Science and Technology Innovation Board Stocks" of the Shanghai Stock Exchange required companies on the Science and Technology Innovation Board to disclose their social responsibility fulfillment in their annual reports. In May 2022, the State - owned Assets Supervision and Administration Commission of the State Council issued the "Work Plan for Improving the Quality of Listed Companies Controlled by Central SOEs", requiring more listed companies controlled by central SOEs to disclose ESG reports, striving to achieve full coverage of relevant special reports by 2023. It can be seen that ESG information disclosure has received attention from Chinese regulatory authorities and various exchanges, and the ESG disclosure policy is evolving from voluntary disclosure to mandatory disclosure with clearer guidance on disclosed information. As the public gradually attaches importance to the concept of sustainable development, the ESG concept has gained widespread attention and recognition from investors and society. In 2022, the total number of global ESG funds reached 7,012, with a total scale of \$249.7 billion. As society begins to pay more attention to sustainable development and the green economic transformation, the expectations of governments, regulators, enterprises, and investment and financing entities around the world are also changing. In addition to expecting high economic benefits and business sustainability from enterprises, more expectations are placed on whether enterprises assume social responsibilities during their operations and whether they damage the rights and interests of stakeholders. For stakeholders, a company's ESG practices have altruistic characteristics, so all stakeholders have expectations for a company's ESG practices. However, maximizing economic benefits remains the main goal of enterprises. Some viewpoints believe that a

company will increase its governance costs during ESG practices, and these costs will damage the company's financial performance. Therefore, whether a company can obtain core competitiveness different from its industry competitors or promote corporate performance through ESG practices has become one of the key issues for a company to spontaneously and continuously conduct ESG practices. Against this background, studying the impact of ESG practices on corporate performance has certain economic significance.

With the growing global attention to environmental protection and sustainable development, the cleanliness and sustainability of new energy have been favored by governments and society around the world. Since the 18th National Congress of the Communist Party of China, China has formed a strategic planning system for promoting the new energy revolution. The new energy industry is playing an increasingly important role in addressing climate change and environmental pollution. As a world - leading new energy industry company, Company C has been committed to the path of sustainable development and providing clean energy solutions globally. The company now holds a significant position in terms of technological innovation and market share in fields such as battery technology and energy storage devices in the new energy industry. Since its listing in 2018, Company C has continuously disclosed ESG - related information and paid attention to ESG practices. In 2019, it established a sustainable development management committee led by the board of directors, and in 2021, it separately disclosed an ESG report. However, major comparable companies in the same industry, such as Gotion High - Tech and EVE Energy, have not yet introduced an ESG management system into their corporate governance structure and have not separately disclosed ESG

reports. In this regard, Company C is a "pioneer" in ESG disclosure and ESG governance in the new energy battery industry. Company C has achieved remarkable results in ESG practices. Its Yibin factory became the world's first carbon - neutral factory in the new energy industry in 2021. In recent years, it has successively won awards such as the ESG Information Disclosure Award, the ESG Practice Award, and an A - level rating from the third - party rating agency MSCI. Under the increasingly strict environmental protection and social responsibility - related policies implemented by developed countries around the world, the proportion of Company C's overseas business revenue has continued to increase in the past three years, accounting for 15.71%, 21.38%, and 23.41% respectively, and even increased to 35.49% in the first half of 2023. Compared with companies in the same industry, Company C is undoubtedly at the leading position in ESG practices and ESG disclosures. Against this background, this paper selects Company C, a leading enterprise in the new energy battery industry, as the research object, and uses case analysis and comparative analysis methods to explore the impact of ESG practices on corporate performance and the path involved through the study of typical cases. This also provides certain reference and inspiration for enterprises to understand the ESG concept and conduct ESG practices.

1.2 Research Significance

At present, most of the domestic and international literature on the ESG field uses empirical research methods to analyze the impact of corporate ESG practices on corporate financial performance. However, case study, as a method to deeply explore the internal relationship between corporate ESG practices and corporate performance, is still relatively neglected. Empirical research methods often rely on quantitative analysis,

which may have limitations in revealing the actual operational mechanisms of ESG practices within enterprises in sufficient depth. The research based on the specific case of Company C can provide more abundant case support for the in - depth development of ESG theory. Through in - depth analysis of outstanding individual cases, it can help to clearly understand the specific impact paths of ESG practices on corporate performance, thus providing a more profound theoretical understanding for ESG research.

This paper deeply explores the motivation, implementation measures, and the path of how ESG practices affect corporate performance in Company C. Through theoretical analysis and case study, it analyzes the ESG practice activities and their impact effects in Company C. In the current social context of striving for sustainable development, the strategic goals of enterprises need to go beyond pure profit - seeking, and the interaction between a company's ESG performance and the external environment has become increasingly prominent. Given that the development of ESG in China is still in its infancy, with its basic theoretical framework and management system not yet mature, enterprises are greatly troubled by the lack of theoretical support when implementing ESG strategies. As the cornerstone of the national economy, enterprises are the core entities promoting ESG practices. This paper uses the case of Company C, a Chinese listed enterprise, to explore its positive role in ESG practices, aiming to inspire other enterprises to follow suit, provide them with practical guidelines, and thereby contribute to the realization of China's dual - carbon strategic goals.

1.3 Research Content and Research Methods

1.3.1 Research Content

This paper is mainly divided into six parts. Based on relevant theories and related materials published by scholars, it analyzes the motivations and measures of Company C's ESG practices. Aiming to study the effects of Company C's ESG practices, this paper unfolds from four impact paths: improving product quality and safety, enhancing corporate reputation, seizing new market opportunities, and alleviating constraints. Regarding whether ESG practices have a positive impact on corporate performance, the analysis is mainly carried out from two aspects: non - financial performance and financial performance. In the analysis of the impact on non - financial performance, it examines Company C's global market share in the power battery industry, as well as whether its brand value has increased, specifically from the perspectives of the mid - to high - end product installation in new energy vehicles and product premium. In the part of analyzing the impact on financial performance, Company C is horizontally compared with the industry average of the power battery industry or major comparable companies. The development ability, profitability, and operational ability of Company C are analyzed. Furthermore, based on the performance of enterprises at different ESG levels, it is further clarified whether ESG performance has a positive impact on corporate performance. On this basis, relevant conclusions and implications are drawn through the analysis of the case of Company C, with the hope of providing referable methods and suggestions for companies in the same industry and A - share listed companies to conduct ESG practices.

1.3.2 Research Methods

This paper selects Company C, a representative enterprise in the power battery industry in terms of ESG practices, for analysis. By exploring the paths through which the company's ESG performance impacts its business performance, it summarizes the

performance - creating paths of Company C's ESG practices, providing references for other enterprises to create corporate value by implementing the ESG concept.

This paper compares the actual business situation of Company C under ESG practices with the data of major comparable companies in the same industry, such as Gotion High - Tech, EVE Energy, and Farasis Energy, as well as the company's own data. From both horizontal and vertical comparison perspectives, it summarizes the process of how ESG practices impact performance through the differences in the companies' ESG performance, offering reference for other power battery industry and manufacturing enterprises that implement the ESG concept.

The innovative aspects of this paper are mainly reflected in the following points: First, currently, domestic and international scholars mainly use empirical analysis methods to conduct relevant research on large - sample data, with relatively few studies on the ESG practices of specific companies. This paper selects Company C, which has outstanding ESG performance, as a case study enterprise. By deeply exploring the internal measures of this benchmark enterprise in ESG practices and analyzing the positive impacts of ESG practices on Company C, it more intuitively demonstrates the specific impacts of ESG practices on a single enterprise compared to empirical analysis. This paper effectively combines theory with the specific operations of the enterprise, aiming to guide the battery industry or listed companies to carry out ESG practices.

Second, in the research on the impact of Company C's ESG practices on corporate performance, the innovation of this paper lies in the statistics of some indicators that can better reflect the actual business situation. Firstly, this paper counts the number of disclosed quantitative data of each company from the ESG reports in the power battery

industry, systematically evaluating the transparency and disclosure level of Company C in ESG aspects. This step helps to objectively assess the enterprise's ESG performance. Secondly, this paper counts all the new energy vehicle recall incidents disclosed on the official website of the General Administration of Quality Supervision, Inspection and Quarantine of China from 2020 to 2022. Through in - depth analysis of the battery manufacturer data, it calculates the recall ratio of manufacturers due to power battery defects, thus intuitively presenting the quality status and safety risks within the power battery industry. These statistical indicators are more specific and closer to reality when analyzing ESG performance, helping to fill the gaps in the commonly used large - sample empirical analysis in the current ESG field and enabling a more in - depth study of the impact of ESG practices on corporate performance.

Chapter 2 Literature Review and Theoretical Foundation

2.1 Literature Review Method

In existing ESG - related literature, research directions mainly focus on the impact of ESG on corporate financial performance or corporate value, with some studies concentrating on its influence on financing costs and credit ratings. Compared with the abundant research achievements of foreign scholars in the ESG field, domestic scholars' research on ESG is relatively scarce, and there are few domestic studies analyzing the impact paths of corporate ESG practices on corporate performance. Many existing studies also isolate and research only a single dimension of ESG instead of combining the three dimensions.

The academic community has not yet reached a consistent conclusion on the impact of ESG on corporate performance. The question of how a company's practices under the

guidance of the ESG concept affect its performance has always been a topic of debate. Most scholars' research findings suggest that ESG practices have a positive impact on corporate financial performance. Friede et al. (2015) statistically analyzed approximately 2,200 research papers in the fields of finance, economics, and management, and found that about 90% of the studies verified the non - negative correlation between ESG performance and corporate financial performance.

2.1.1 ESG Concept and Evaluation System

2.1.1.1 ESG Concept

ESG is the abbreviation of Environment, Social, and Governance, and it is one of the key indicators for evaluating a company's sustainable development. Traditionally, the evaluation of companies mainly focused on financial performance. However, in today's environment in China, which highly values low - carbon, green, and high - quality development, simply considering financial data can no longer fully reflect a company's overall performance. ESG indicators comprehensively consider a company's performance in environmental protection, social responsibility, and corporate governance, more comprehensively reflecting the impact of a company's business and investment activities on society and the environment.

ESG is not only a supplement to financial performance but also a more comprehensive and inclusive evaluation framework. Governments, the public, and investors are paying increasing attention to a company's ESG performance because it is directly related to the company's long - term sustainable development and the fulfillment of its social responsibilities. By examining a company's performance in environmental protection, social responsibility, and corporate governance, people can more comprehensively

understand the company's core values, brand reputation, strategic planning, and the rights and interests of employees and society. Therefore, ESG has become an important indicator for companies to demonstrate their comprehensive capabilities globally. A company's good ESG performance can not only attract the attention and funds of investors but also enhance its brand image and social status, thus laying a solid foundation for its future sustainable development. In summary, ESG is not only of great significance to the company itself but also plays a positive role in promoting the sustainable development of the entire society and the environment.

2.1.1.2 ESG Evaluation System

Evaluating and comparing companies' ESG performance requires certain quantitative methods and standards. Quantitatively evaluating a company's ESG practice performance can not only make the evaluation results more objective and accurate but also provide clear guidance and improvement directions for the company. Currently, there is no unified standard for ESG performance (Li Xiaorong and Xu Tengchong, 2022). Representative international ESG rating agencies include MSCI, S&P Global Rating under S&P, Moody's, FTSE Russell, Thomson Reuters, and KDL. In China, with the spread and implementation of the ESG investment concept, the current ESG rating system is in a period of rapid development. Mainstream representative domestic agencies include SynTao Green Finance, China Securities Index, Huazheng, WIND, and Harvest Fund. Each rating agency has differences in the importance attached to key issues, the selection of indicators, the handling of qualitative data, and the thinking framework for company risks during the ESG scoring process. Therefore, it is relatively difficult to establish a unified and objective ESG scoring standard. Gibson et al. (2019) used a

sample of S&P 500 companies from 2010 to 2017 and found that the average correlation between the ESG ratings provided by seven well - known rating agencies was approximately 0.45. Berg et al. (2019) decomposed the overall differences in ESG ratings into three sources: scope differences, measurement differences, and weight differences, and empirically found that they explained 36.7%, 50.1%, and 13.2% of the ESG rating differences respectively. In the existing literature, there are mainly three methods for selecting ESG indicator variables: The first is to use whether a company issues a social responsibility report as a dummy variable for the company's ESG performance and ESG information disclosure, with 1 if it does and 0 if it doesn't (He Xianjie et al., 2012). The second is to use the ratings of third - party agencies as proxy variables for a company's ESG performance in research (Peng Manru et al., 2023; Minutolo et al., 2019). Currently, the main evaluation method of third - party rating agencies is to construct a three - layer indicator system. The first - level indicators are all the three dimensions of environment, social responsibility, and corporate governance, but each agency has differences in the selection and weight of second - and third - level indicators according to its own considerations. For example, MSCI selects ten data items such as pollution and waste, and product liability in the second - level indicators, and further refines them into 37 third - level indicators. The SynTao Green Finance ESG rating system in China consists of 13 issues as second - level indicators and selects 127 data items in the third - level indicators. The third is to construct a rating system independently. Compared with the perfection of foreign ESG rating systems, the domestic ESG rating system develops relatively slowly with a small coverage. Some scholars can only measure a company's ESG performance by constructing an evaluation system to obtain a final comprehensive score. Li Jinglin et

al. (2021) used the equal - weight weighted average method to construct the ESG performance score. The company's environmental and social performance scores were selected from the rating database of Hexun's corporate social responsibility report, while the company's corporate governance performance score was measured by the first principal component obtained through principal component analysis based on eight corporate governance - related variables. Sun Hui et al. (2023), when constructing ESG indicators, also used the rating data from Hexun for the company's environmental and social performance scores, and the company's governance performance score was calculated using the fixed - base range entropy weight method, referring to the method of Zhou Xiaoliang and Wu Wulin (2018), and finally summed the three indicators with equal weights.

2.1.2 Research on the Impact of ESG on Corporate Performance

2.1.2.1 Positive Impact

Velte (2017) studied companies listed on the German Stock Exchange from 2010 - 2014, taking the one - year lag term of financial performance indicators as the dependent variable for analysis. It was found that an improvement in a company's ESG performance is conducive to enhancing its financial performance measured by return on total assets. Carnini Pulino et al. (2022) analyzed a sample of Italian listed companies from 2011 - 2020. They not only found that an improvement in ESG performance is beneficial to the financial performance of companies represented by earnings before interest and tax and return on equity but also discovered that the positive impacts of the environmental and social aspects on corporate performance are the most crucial. Nguyen et al. (2022) took 57 US companies in the S&P 500 index components from 2018 - 2020 as the research

object. The research results suggest that companies should pay attention to the practice of the ESG concept because an improvement in ESG performance can effectively increase a company's ROA and Tobin's Q. Companies' practice of the ESG concept can serve the interests of non - shareholder stakeholders, and these stakeholders will create better performance for the company, although this positive impact may take some time to emerge. Platnari (2023) selected a sample of 1,057 European companies from 2011 to 2021. Empirical findings showed that an increase in ESG performance has a positive correlation with both a company's financial performance and stock performance. Moreover, the more a company invests in ESG plans and related activities, the more positive impacts there are on the company's scale and liquidity. From a single - factor perspective, a company's active fulfillment of environmental protection responsibilities, improvement in social responsibility performance, and reasonable internal governance performance can all effectively enhance the company's operational level measured by accounts receivable turnover.

Existing research literature has studied listed companies in multiple regions and countries, but to a large extent, the research objects are still mainly listed companies in developed countries. Some scholars have expanded the research objects to China and other emerging countries, contributing to filling the research gap in emerging economies. Tarmuji et al. (2016) studied the data of 75 companies in Malaysia and Singapore from 2010 - 2014 and believed that an improvement in a company's ESG performance is conducive to enhancing its economic performance. Companies that disclose ESG practices in global media gain reputation benefits and thus win the trust of stakeholders. Ihsani et al. (2023) took 23 companies listed on the Indonesia Stock Exchange from 2018

- 2020 as a sample and found that ESG performance has a positive impact on a company's financial performance. Peng Manru et al. (2023) found that ESG performance has a positive impact on a company's financial performance measured by return on total assets and also found that innovation ability plays a partial mediating role. Wang Shuangjin et al. (2022) studied 405 industrial listed companies and found that the impact of ESG performance on corporate financial performance presents a U - shaped non - linear characteristic. They believed that at the beginning of ESG investment, it cannot be immediately converted into benefits. However, as the ESG responsibility performance emerges and reaches a certain level beyond the inflection point, the innovation effect of ESG responsibility fulfillment overrides the substitution effect, ultimately transforming from an initial negative impact to a symbiotic and mutually beneficial promoting relationship between financial performance and ESG. Xi Longsheng and Zhao Hui (2022) pointed out in their research that companies with good ESG performance can effectively alleviate their own financing constraints, promote the improvement of their innovation level and the reduction of corporate risks, thus effectively enhancing the sustainability of corporate earnings. Wang Bo and Yang Majia (2022) based on the stakeholder theory found that ESG practices are conducive to reducing a company's transaction costs and agency costs, thereby increasing the company's operating income and profitability and helping to reduce the company's operating costs. Jiao Ran et al. (2021) believed that a company's active implementation of ESG practices and fulfillment of social responsibilities can have an incentive effect on the company's stakeholders, which is conducive to improving the efficiency of working capital management in the

procurement, production, and marketing links and enhancing the company's cash turnover rate.

2.1.2.2 Negative Impact

Although ESG practices bring many benefits to companies, excessive focus on ESG may also lead to over - occupation of resources or investment distortion, resulting in increased costs, reduced profitability, etc., which may have a negative impact on a company's financial performance. Benlemlih (2015) found that a company's investment in ESG restricts its free cash flow, leading to the possibility that the company may have fewer resources for effective investment, thus harming its financial performance. Duque - Grisales and Aguilera - Caracuel (2021) studied the data of 104 companies in emerging Latin American countries and found that there is a significant negative correlation between the ESG performance of listed companies and their financial performance. Due to differences in institutional conditions and business environments among countries, the conclusions based on samples from developed countries cannot be simply and directly extended to Latin America or other emerging countries. Firstly, improving ESG performance requires corresponding governance costs, which impose a financial burden on the company. Secondly, companies may face significant principal - agent problems. Company managers may over - invest in the ESG field to seek reputation benefits for themselves. When the principal - agent problem is severe, it will damage the interests of shareholders and may have a negative impact on the company's long - term development and corporate performance. Liu et al. (2020) provided more evidence of over - investment in ESG. They found that companies with higher ESG ratings are likely to experience a decrease in shareholder value when dealing with negative events. For

example, when a product recall occurs, maintaining a high ESG rating requires a firm commitment from the company to provide good product value to customers. When product quality problems occur, companies with high ESG ratings tend to recall products.

2.1.3 Research on the Impact Path of ESG Practices on Corporate Performance

2.1.3.1 Enhancing Corporate Reputation

With the continuous promotion and influence of the concept of sustainable development, all sectors of society and consumers are paying increasing attention to a company's performance in environmental protection, internal governance, and social responsibility. Companies that practice the ESG concept can effectively enhance their transparency through ESG information disclosure, which can then be perceived by stakeholders, significantly enhancing the company's reputation (Sun Hui et al., 2023). Corporate reputation is related to the company's product brand image, and the improvement of the brand image helps the company expand the consumer market and increase the level of product profit - making, thus promoting the improvement of corporate performance (Zhang Tianshu and Zhang Haiming, 2020).

2.1.3.2 Alleviating Financing Constraints

Under the dual - carbon goals, financial institutions and the financial market provide more financial support to companies that actively carry out ESG practices, such as companies issuing green bonds in the bond market and applying for green loans from commercial banks. An improvement in a company's ESG performance is conducive to broadening financing channels and alleviating financing constraints (Xue Tianhang et al., 2022).

The ESG information disclosure of listed companies helps reduce the information asymmetry between the company and stakeholders, enabling investors to better assess the company's risks (Fonseka et al., 2019; Orens et al., 2010), and thus reducing the company's debt costs. The broadening of financing channels and the reduction of financing costs are conducive to the long - term development of the company and the improvement of its financial performance (Fatemi et al., 2018). Goss and Roberts (2011) studied the relationship between the ESG performance of US listed companies and bank lending rates. The results showed that companies with good ESG performance have an average financing cost 7 to 18 basis points lower than those with poor ESG performance. Eliwa et al. (2019) reached the conclusion through a sample of 6,018 companies in 15 EU countries that companies can be rewarded with a lower cost charged by lending institutions by improving their ESG performance and ESG disclosure level, thus reducing their own debt costs, which also confirms this impact channel.

2.1.3.3 Improving Operational Efficiency

In the process of a company's ESG practices, establishing a more complete employee compensation system, improving employee satisfaction, and providing better welfare benefits are important parts. Companies with good ESG performance often use various incentive means to align the interests of employees with those of the company (Chang et al., 2015; Meng Qingbin et al., 2019). A perfect wage and salary reward system and a good working environment will further attract high - quality employees, which greatly promotes employees' work efficiency and innovation efficiency. The improvement of employees' work efficiency will contribute to the increase of the company's productivity, thus having a positive impact on the company's economic performance.

2.1.3.4 Enhancing Innovation Level

During the ESG practice process, companies will invest more resources in innovative fields such as green technology. Companies with good ESG performance have a more complete internal supervision system and higher information transparency, which will support the smooth progress of the company's innovation process, thus significantly promoting the improvement of the company's green innovation level (Xue Long et al., 2023). The improvement of the innovation level helps the company maintain its core competitiveness, which is beneficial to the company's long - term development and the improvement of its financial performance. Li Jinglin et al. (2021) verified the positive impact of the innovation level. Using A - share data from 2010 - 2017, they found that an improvement in ESG performance simultaneously significantly enhances the company's innovation level and corporate performance, and also tested the mediating effect of corporate innovation through a mechanism analysis.

2.1.4 Literature Review

First, in the current research literature, there is still no consistent conclusion on the relationship between corporate ESG practices and corporate performance. The first possible reason for the research divergence is that a unified measurement standard for the ESG evaluation system has not been established. Different rating agencies have differences in the consideration of indicator selection and the processing methods of qualitative data. When scholars conduct empirical research, the selection of different ESG evaluation methods may interfere with the research results. The second possible reason is that the development status of different types of companies in different countries varies. There are certain differences in the institutional and business

environments between emerging economies and developed countries. In emerging countries, the current goals at the social and corporate levels are more focused on profitability, and investors and consumers may pay less attention to the social responsibility of companies. By reviewing the existing literature, it is found that most of the current research is based on samples from developed - country markets, and there are still few studies on emerging markets such as China. Domestic research in China mostly focuses on one aspect of environment, society, or corporate governance, and few literatures comprehensively study the paths and effects of corporate ESG practices on corporate performance.

Second, current research on the impact of corporate ESG practices on corporate performance is mostly empirical research, with few studies involving specific cases. When studying corporate ESG practices, methods such as ESG ratings and the construction of ESG evaluation indicators are often used to measure the achievements of corporate ESG practices, which is difficult to effectively guide how companies should carry out ESG practices. Therefore, this paper takes companies with excellent ESG practices as case objects for analysis, analyzes the specific ESG practice behaviors of case companies, and can provide guidance for the ESG practice behaviors of other companies.

2.2 Theoretical Foundation

2.2.1 Stakeholder Theory

The stakeholder theory was first systematically proposed by Freeman in the book "Strategic Management: A Stakeholder Approach" published in 1984. In the book, stakeholders are defined as individuals or groups that can affect or be affected by corporate goals. He believed that stakeholders include customers, employees, shareholders, suppliers,

Chapter 3 Introduction to the ESG Practice Case of Company C

3.1 Background Introduction to Company C's ESG Practices

3.1.1 General Information of Company C

Company C is an enterprise specializing in the fields of power battery systems for new energy vehicles and energy storage systems. The company focuses on the research, development, and innovation of lithium - ion power battery technology, and is committed to promoting the clean energy revolution, providing sustainable development solutions for the automotive and energy industries. Currently, Company C has grown into a global leader in power batteries and energy storage batteries. As of 2023, the company's power battery loading volume has ranked first globally for seven consecutive years, and its energy storage battery shipment volume has ranked first for three consecutive years. After years of development, Company C has established a favorable brand image of "advanced technology, standardized management, and reliable quality", possesses leading R & D and production capabilities in the power battery and energy storage fields, and holds a dominant position in the entire power battery industry chain.

3.1.2 Basic Situation of the Industry Company C Is In

Power batteries are power sources that provide power for vehicles, mainly used to drive electric vehicles, electric trains, and other transportation tools. As the core component of new energy vehicles, power batteries play a crucial role and represent an important direction for future energy transformation. Currently, power batteries mainly include several types such as lithium - ion batteries, nickel - metal hydride batteries, and fuel cells. Due to the comprehensive advantages of lithium - ion batteries, such as high working voltage, high specific energy, small size, light weight, long cycle life, and relatively mature technology, they have become the mainstream of new energy power batteries.

Under the guidance of the "dual - carbon" policy, China's new energy vehicle industry has entered a stage of large - scale and rapid development, leading the continuous increase in global new energy vehicle sales. As a key component of new energy vehicles, power batteries have achieved technological breakthroughs in recent years. The improvement in safety and cruising range has effectively promoted the rapid development of the new energy vehicle industry. At the same time, the rapid development of the new energy vehicle industry has also significantly advanced the power battery industry and provided it with a favorable market demand environment.

3.1.2.1 Large Development Space in Overseas Markets

In recent years, the sales volume and penetration rate of new energy vehicles have increased rapidly. As shown in Figure 3 - 1, in 2015, the global and Chinese new energy vehicle sales were only 523,400 and 327,200 units respectively. By 2022, the global sales volume reached 10.732 million units. The penetration rate of new energy vehicles in China increased from 1.33% in 2015 to 25.5% in 2022. During the same period, the

penetration rates of new energy vehicles in Europe, North America, and other Asian countries (excluding China) were 18.30%, 6.2%, and 1.8% respectively. In 2022, China's automobile sales reached 26.849 million units, accounting for 31.72% of global automobile sales.

The penetration rate of new energy vehicles in China has increased rapidly and is at a relatively high level. The sales volume of new energy vehicles in China accounts for a high proportion of the global total. The penetration rate of new energy vehicles overseas only increased from 0.30% in 2015 to 5.84% in 2022. The overseas penetration rate of new energy vehicles has increased slowly, and the difference from China's new energy penetration rate has rapidly expanded from 1.03% to 19.75%. There is ample development space in the overseas new energy vehicle market.

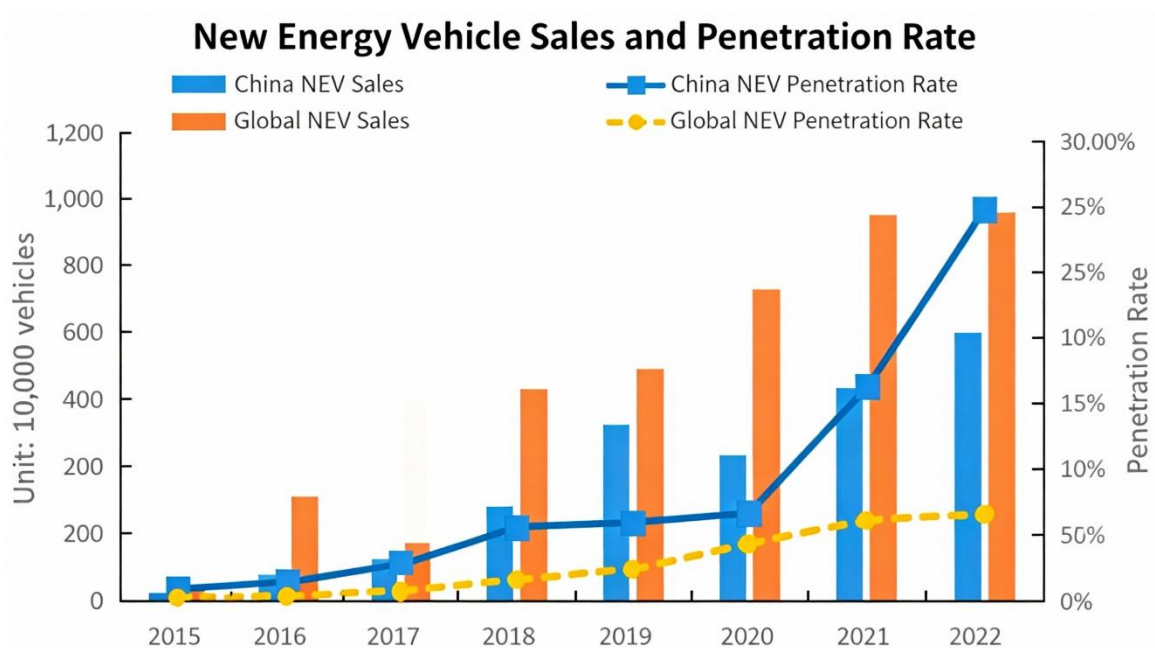


Figure 3-1 Data on New Energy Vehicle Sales and New Energy Vehicle Penetration Rates

Benefiting from the rapid increase in the sales volume and penetration rate of new - energy electric vehicles, the power - battery industry has expanded rapidly accordingly, with a sharp growth in the shipment volume and market scale of power batteries. In the global market, from 2019 to 2022, the global power - battery shipment volume increased from 125 GWh to 684.2 GWh, with an average annual compound growth rate of 76.2%. In the Chinese market, from 2019 to 2022, the power - battery shipment volume in China increased from 71 GWh to 480 GWh, with an average annual compound growth rate of 89.1%, as specifically shown in Figure 3 - 2. The scale of the power - battery industry has continued to expand rapidly and has become an industry with an output value of over one trillion yuan.

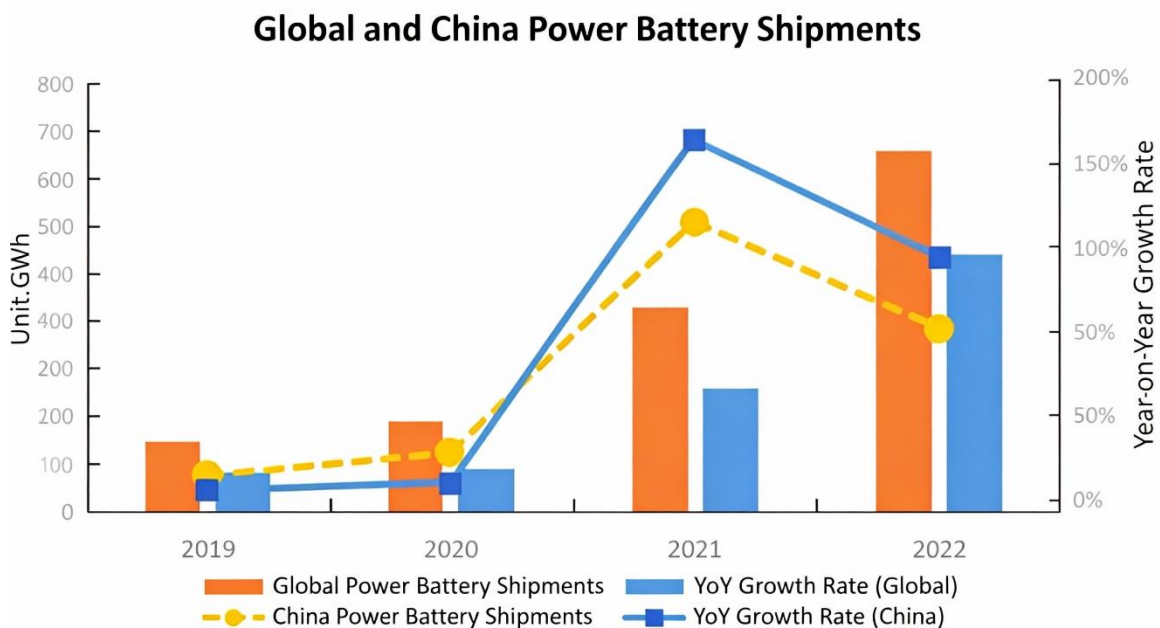


Figure 3-2 Shipments of the Global and Chinese Power Battery Market

The power battery market has broad prospects. Currently, most countries have put forward roadmaps or timetables for carbon emissions reduction, and traditional fuel - powered vehicles are a crucial part of this effort. Governments around the world have

formulated plans for carbon emissions in the automotive industry. The US government has proposed that by 2030, zero - emission vehicles, including pure electric vehicles and plug - in hybrid electric vehicles, will account for 50% of total vehicle sales. European countries have set timetables for phasing out the sale of fuel - powered vehicles, aiming for all vehicles sold to be new - energy vehicles by 2035. In China's "Energy - Saving and New - Energy Vehicle Roadmap 2.0", it is proposed that the proportion of new - energy vehicles will reach 40% by 2030 and 50% by 2035. Benefiting from the carbon - emission policies and plans of various countries, it is predicted that the market scale of power batteries will expand further.

3.1.2.2 Rapid Development of Chinese Power Battery Enterprises

The global power battery industry is mainly concentrated in China, Japan, and South Korea. In the development process of the power battery industry, Chinese enterprises have experienced a remarkable evolution of the competitive landscape. The competitive landscape of Chinese enterprises in the power battery industry has mainly gone through two stages: The first stage was before 2015. Japanese and South Korean enterprises dominated the global power battery market with their outstanding technological strength and strong manufacturing capabilities. During this stage, Chinese power battery enterprises were restricted by Japanese and South Korean counterparts. The second stage is from 2015 to the present. With the rapid development of China's new energy vehicle industry, a number of domestic battery enterprises have caught up. During this stage, the international market share of Chinese power battery enterprises has surpassed that of Japan and South Korea, ranking first in the world.

In the first stage, in 1995, Toyota's lithium - ion battery was applied in the Prius hybrid vehicle. Subsequently, Japan dominated the lithium - ion battery industry for nearly a decade, with Japanese enterprises accounting for 80% of the global market share. Subsequently, Samsung SDI and LG Chem of South Korea entered the power battery market in 2008 and 2009 respectively, which had a certain impact on Japan's leading position in the lithium - ion battery industry. In 2009, the State Council of China issued the "Automobile Industry Adjustment and Revitalization Plan", allocating funds to support the development of the new energy industry. In the same year, China launched the "Ten - City, Thousand - Vehicle Energy - Saving and New - Energy Vehicle Demonstration and Promotion Application Project", providing financial subsidies for the production and promotion of new energy vehicles. China's new energy vehicle and power battery industries officially entered the industrialization stage in 2009. Under the strong stimulation of subsidy policies and the precise protection of the power battery catalog, the power battery industry continued to develop and acquired the industrial and technological strength to compete with Japanese and South Korean enterprises. Benefiting from multiple factors such as subsidy policies in 2014, the shipments of China's new energy vehicles and domestic power batteries showed a multiple - growth trend. In 2015, China surpassed Japan and South Korea to become the leader in the global power battery industry, accounting for approximately 55% of the global market share.

In the second stage, Chinese power battery enterprises continued to grow explosively, highlighting their competitive advantages and remaining firmly ranked first in the world. Since 2015, the Ministry of Industry and Information Technology has successively issued a number of policies, strengthening market standards and winning development space for

the Chinese power battery industry, effectively ensuring the orderly development of the power battery industry. In 2015, among the top ten global power battery shipment enterprises, Chinese enterprises occupied five seats. Through continuous development, by 2022, Chinese enterprises occupied seven seats. In the global power market share, Chinese enterprises increased from 55% in 2015 to 60.4% in 2022. From January to November 2023, among the top ten global power battery installed capacity market shares, Chinese enterprises include Company C, BYD, CALB, Gotion High - Tech, EVE Energy, and Farasis Energy. The specific market shares of power battery enterprises are shown in Figure 3 - 3.

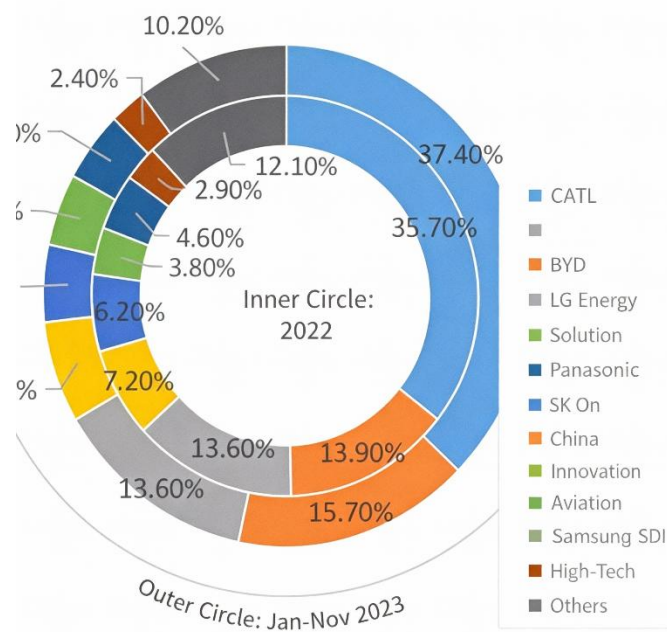


Figure 3-3 Market Share Distribution of Global Power Battery Installation Volume

3.1.2.2 Intensified Competition in the Power Battery Industry

The competitive and cooperative landscape between new energy vehicle enterprises and power battery enterprises is undergoing drastic changes. The power battery industry,

which previously faced issues of "supply shortages" and "high prices", rapidly shifted to a state of structural overcapacity in 2023. From 2020 to 2022, the power battery industry held a strong position in the new energy vehicle industry chain: as sales and penetration rates of new energy vehicles surged, power battery supplies became tight, strengthening the bargaining power of battery enterprises. However, entering 2023, with the relative imbalance between supply and demand of power batteries, competition within the industry intensified in the Chinese market. Battery enterprises have adopted various measures to stabilize their position as suppliers to automotive companies, such as product price reductions, lithium ore rebates, and strengthened cooperation. Additionally, they have expanded into overseas markets to reduce inventory.

According to data on power battery installations and production in the Chinese market, compiled by the China Automotive Power Battery Industry Innovation Alliance, power battery production surged from 85.36 GWh in 2019 to 738.88 GWh in 2023, while installations grew from 62.20 GWh in 2019 to 387.68 GWh in 2023. The ratio of installations to production dropped from a peak of 78.24% in 2020 to 52.46% in 2023, a decrease of 25.78%. This ratio, essentially reflecting industry capacity utilization, indicates an imbalance between supply and demand in the power battery industry in recent years. After a wave of 盲目 capacity expansion by enterprises, the growth in effective demand in the new energy vehicle market failed to keep pace with capacity expansion, leading to overcapacity, homogeneous product competition, and a current industry adjustment phase characterized by price declines, inventory reduction, capacity

contraction, and product structure optimization.

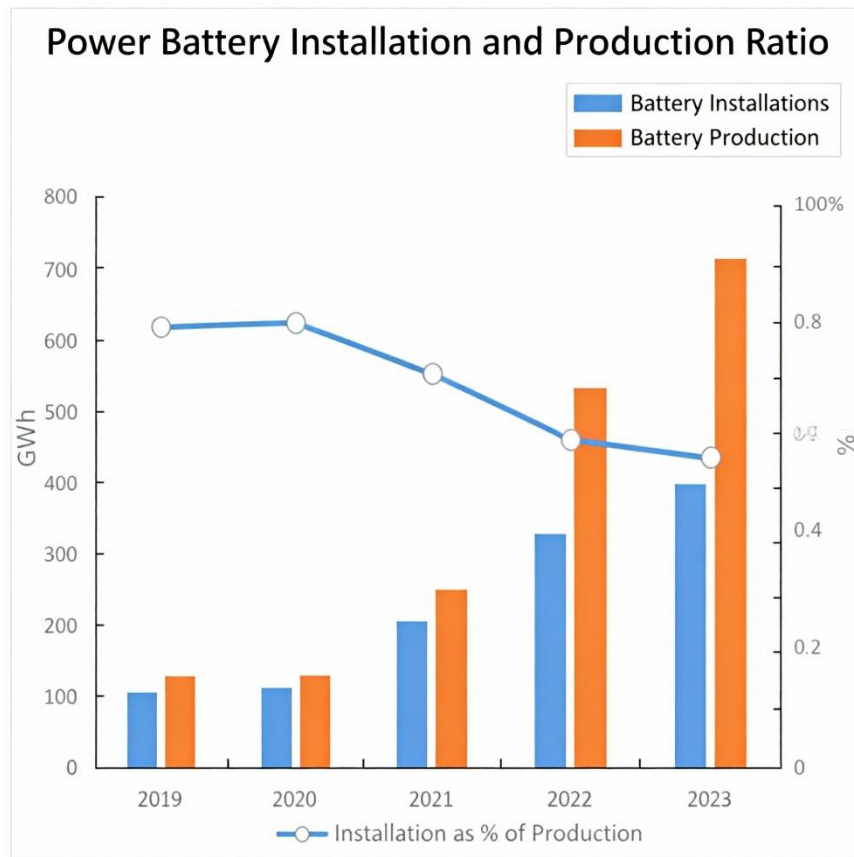


Figure 3-4 Analysis of Supply and Demand Relationship of Chinese Power Batteries
(2019-2023)

The intensification of competition in the power battery industry stems from the concentrated release of large - scale production capacity newly built in previous years. During 2020 - 2022, the high prosperity of the new energy vehicle and energy storage industries led the power battery industry to a golden development period. The enthusiasm for investment in the industrial chain was high, and many enterprises made cross - border investments. Numerous power battery manufacturers announced large - scale new projects to expand production capacity. Simultaneously with the concentrated release of newly built production capacity, new energy vehicle enterprises have set off a boom in

independent research and development of batteries. For reasons such as checking and balancing power battery enterprises, enhancing their control over the industrial chain, and building their own business competitiveness, vehicle enterprises have successively embarked on the process of independent research and development. Examples include Geely Auto's "Golden Brick Battery" and GAC AION's "YinPai Battery", which are self-developed battery brands of vehicle enterprises. While the supply of power batteries is growing rapidly, the growth rate of product demand in the new energy vehicle and energy storage industries has slowed down significantly, exacerbating the imbalance between supply and demand.

3.1.2.4 High industry concentration and intensified Matthew effect

From both the global and Chinese power battery markets, the industry shows high concentration with an increasingly prominent Matthew effect. As the market scale of power batteries continues to expand, industry competition has intensified significantly, and the concentration ratio has risen markedly. In the global power battery market, the market shares of the top three (CR3) and top five (CR5) battery enterprises in terms of installed capacity, as shown in Figure 3-5, increased from 45.9% and 62% in 2017 to 64.2% and 76.9% in 2022, up by 18.3 and 14.9 percentage points respectively.

In the Chinese market, CR3 and CR5 accounted for 47.5% and 56.8% of the industry share in 2017, while in 2022, their shares rose to 78% and 85%, increasing by 30.5 and 28.2 percentage points respectively. The market shares of the top enterprises in both global and Chinese markets have shown an obvious upward trend, and the growth rate of CR3 is higher than that of CR5, indicating that CR3 contributes the most to the growth of CR5. The combined market shares of the fourth and fifth enterprises in the global and

Chinese markets dropped from 16.1% and 9.3% in 2017 to 12.7% and 7.0% respectively, decreasing by 3.4 and 2.3 percentage points.



Figure 3-5 Status of Market Share Concentration in the Global and Chinese Power Battery Markets

The significant increase in industry concentration is mainly attributed to three reasons:

First, as new energy vehicle manufacturers have gradually raised technical requirements for power battery density and safety, the demand for high-end power batteries has continued to grow. Low-end production capacity is being phased out, allowing leading enterprises to continuously expand their market share. Second, the Chinese market is significantly influenced by national policies. With the gradual reduction of new energy vehicle subsidies in the country, which were eventually canceled in 2023, vehicle manufacturers have faced substantial cost pressures. They have transferred part of this

pressure to the power battery sector, putting small and medium-sized battery producers under greater strain. In contrast, large manufacturers have leveraged their advantages to reduce costs effectively and seize market share. Third, amid the industry's structural surplus, the problem of overcapacity in low-end products alongside insufficient high-end capacity has become prominent. Leading enterprises, with their battery products boasting advantages such as high energy density, high safety performance, and fast-charging capabilities, have intensified the squeeze on mid-to-low-end enterprises' products. This has accelerated the elimination of backward production capacity and structural adjustments in the industry, further boosting the concentration of market share.

3.1.3 The Status of ESG Practices among Chinese Listed Companies

3.1.3.1 Frequent ESG-related Negative Incidents

In recent years, Chinese listed companies have frequently been exposed to negative incidents related to environmental protection, social responsibility, and corporate governance. These incidents have had a significant adverse impact on corporate reputation and operations. As shown in Figure 3-6, according to SynTao Green Finance statistics, between June 1, 2012, and September 30, 2023, Chinese listed companies recorded a total of 40,263 ESG negative incidents. Among them, environmental negative incidents accounted for 11,215 cases, making up 28.10%; social responsibility-related negative incidents totaled 13,225 cases, accounting for 32.85%; and corporate governance-related negative incidents reached 15,723 cases, representing 39.05%. Environmental negative incidents were mainly concentrated in the processing and manufacturing industries, mostly involving environmental regulatory penalties and notifications. Social responsibility-related incidents were prevalent in the service sector,

primarily stemming from administrative penalties for business violations. Governance-related risk incidents mainly involved issues of business ethics and compliance management.

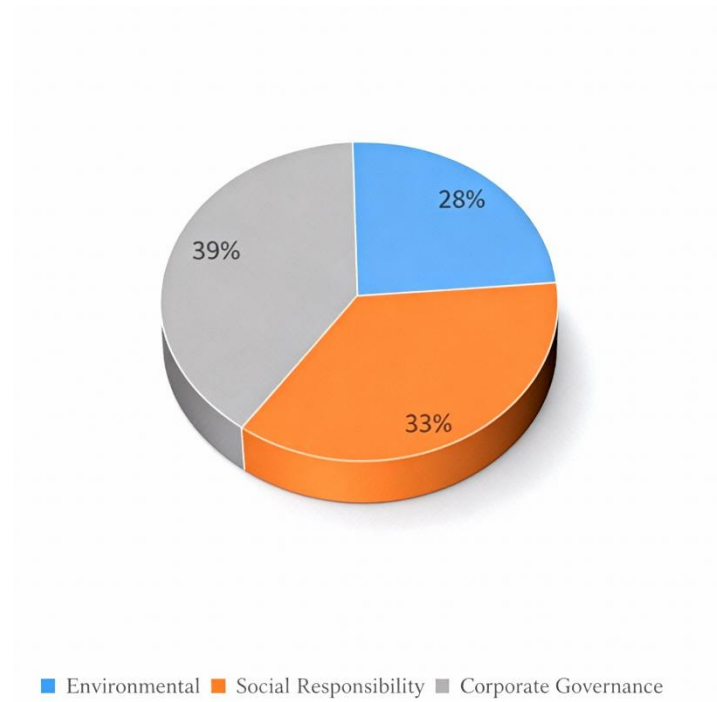


Figure 3-6 Proportion of Different Types of Negative Events Among Listed Companies

According to the above data, ESG - related negative incidents among listed companies in China still occur frequently, indicating that listed companies still lack in ESG practices. The importance of promoting more proactive ESG practices among listed companies in China is becoming increasingly evident. Relevant government regulatory authorities should also strengthen supervision and punishment, and promptly introduce corresponding guiding policies and supervision measures.

3.1.3.2 Increasing Number of Listed Companies Disclosing ESG Reports

Currently, China has not yet unified the form of ESG information disclosure, and listed companies can choose different forms for disclosing ESG information according to their own circumstances. At present, there are mainly two categories and four forms of reports for listed companies to disclose ESG information. These two categories are: listed companies issuing independent ESG-related reports, and integrating ESG information into annual reports for disclosure. Specifically, the four main forms of ESG information disclosure include "Environmental, Social and Governance (ESG) Report", "Sustainable Development (SD) Report", "Corporate Social Responsibility (CSR) Report", and annual reports. Among the ESG information disclosure methods of listed companies, issuing independent ESG-related reports usually has more advantages in information disclosure compared with integrating ESG information into annual reports, and can better reflect the initiative of enterprises in ESG practices. The reasons are mainly as follows: First, issuing independent ESG-related reports helps strengthen enterprises' publicity and communication of ESG plans. By concentrating ESG information in an independent report, enterprises can more clearly convey their ESG visions, goals and actual achievements, making it easier for stakeholders to understand and pay attention to the enterprises' efforts in sustainable operations. This accurate information transmission helps improve stakeholders' convenient access to ESG information, thereby building a better corporate ESG brand image. Second, independent ESG reports can respond to stakeholders' concerns about ESG issues more deeply and flexibly, without being restricted by the overall structure of annual reports. Within this independent and flexible framework, enterprises can present more detailed and transparent ESG data, and better convey their ESG business philosophy.

Statistics show that due to external supervision, disclosure policies, peer benchmarking pressure and the promotion of ESG concepts in the capital market, the ESG information disclosure level of listed companies in China has gradually improved. Specifically, the number of A-share listed companies voluntarily issuing independent annual ESG-related reports has increased significantly, and the disclosure rate has shown an upward trend. As shown in Figure 3-6, it increased from 751 in 2015 to 1725 in 2022. The disclosure rate of ESG-related reports from 2015 to 2021 was basically stable in the range of 24%-27%, while the disclosure rate of ESG-related reports in 2022 increased by 8.59% year-on-year to 35.16%. In addition, the form of ESG information disclosure by listed companies has also undergone rapid changes, shifting from mainly disclosing "Corporate Social Responsibility Reports (CSR)" in the past to disclosing "Environmental, Social and Governance (ESG) Reports". In the past, A-share listed companies preferred to disclose CSR reports, accounting for 90% or more. However, as the ESG concept has gradually gained popularity, the number of "Environmental, Social and Governance (ESG) Reports" among ESG-related reports grew rapidly from 2021 to 2022, increasing from 72 enterprises disclosing such reports in 2020 to 615 enterprises. Its proportion in the disclosed ESG-related reports rose sharply from 1.36% in 2016 to 35.65% in 2022.

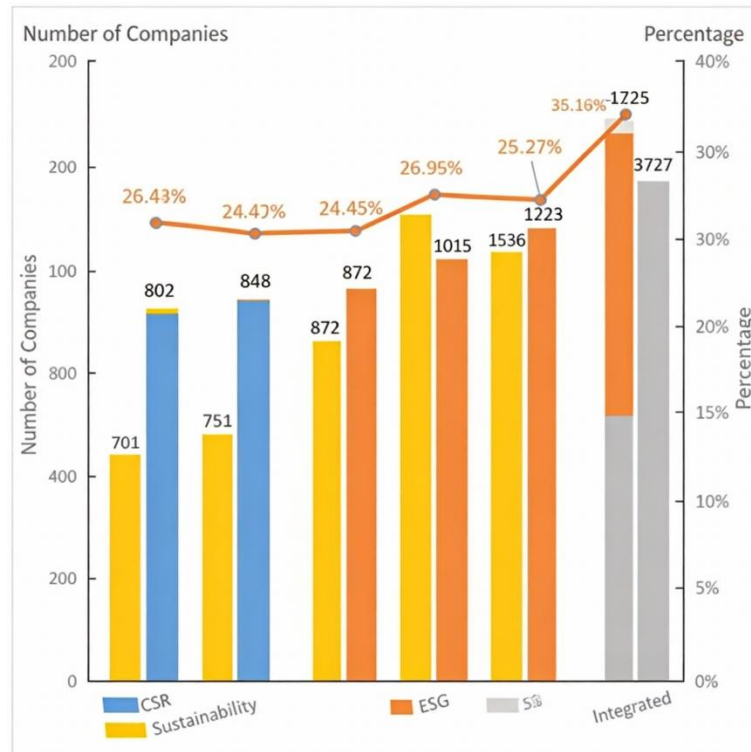


Figure 3-7 Disclosure Rate of ESG-related Reports Among Chinese Listed Companies

3.2 Analysis of Company C's ESG Practice Motivation

Company C's main business is power batteries. The power battery industry, as the core area driving the electric transportation revolution, is facing increasingly severe global environmental challenges, social responsibility requirements, and pressure for governance transparency. Company C's motivation for ESG practices mainly comes from four aspects. Firstly, it is to respond to the national development strategy. Secondly, it is due to the requirements of ESG information disclosure policies for listed companies. Thirdly, it is the need of industry management methods. Fourthly, it is to meet the expectations of stakeholders. Against this backdrop, Company C was among the first in the power battery industry to recognize the importance of ESG practices, regarding them

as crucial for ensuring sustainable development, meeting market demands, and fulfilling social responsibilities.

3.2.1 Responding to National Development Strategies

In recent years, China's economic development model has emphasized high-quality growth, with the state requiring enterprises to operate under the principles of ecological protection and green low-carbon development. The country put forward the "dual carbon" goals of reaching peak carbon emissions by 2030 and achieving carbon neutrality by 2060, which mandate that enterprises integrate green development concepts into their entire operations and attach greater importance to environmental protection and social responsibility while providing high-quality products and services. Regulatory authorities have increasingly focused on ESG, and the government has introduced a series of regulatory policies to promote enterprises' ESG practices. As a leading enterprise in the power battery industry, Company C views ESG practices as part of its response to national strategies. With China's growing emphasis on high-quality and green development, the green financial market has expanded, and enterprises that actively engage in ESG practices can benefit from green credit or green bonds, which help alleviate financing constraints and reduce costs. By the end of 2023, the balance of green credit in Chinese commercial banks exceeded 30 trillion yuan, a year-on-year increase of 36.50%. This expanding green financial market urges enterprises to prioritize ESG practices and improve their ESG performance. ESG has become a key driver of China's comprehensive green economic and social transformation and a new paradigm for corporate sustainable development in the new era. Company C's active ESG practices

effectively align with national green development strategies, facilitating access to state support for its operations.

3.2.2 Meeting ESG Information Disclosure Policies

In terms of listed companies' disclosure policies, ESG information disclosure has gained growing attention from regulatory authorities such as the central bank and the China Securities Regulatory Commission (CSRC), as well as stock exchanges. Policies are shifting from voluntary to mandatory disclosure with clearer guidelines.

- In May 2008, the Shanghai Stock Exchange issued the "Notice on Strengthening Listed Companies' Social Responsibility" to encourage annual social responsibility reports.

- In 2015, the Hong Kong Stock Exchange revised its "Environmental, Social and Governance Reporting Guide," expanding mandatory disclosure scope with a "comply or explain" approach.

- In September 2018, the CSRC revised the "Guidelines on Corporate Governance of Listed Companies," requiring mandatory disclosure of environmental and social responsibility information.

- In May 2022, the State-owned Assets Supervision and Administration Commission (SASAC) released the "Work Plan for Improving the Quality of Central Enterprise-Controlled Listed Companies," mandating ESG report disclosure for central enterprise-controlled companies, aiming for full coverage by 2023.

At the 2023 China Sustainable Investment and Free Trade Port Construction Forum, the CSRC stated it was guiding the Shanghai and Shenzhen Stock Exchanges to draft ESG disclosure guidelines for listed companies.

Under these policies, listed companies are obligated to disclose ESG-related information, including environmental impacts during production, social responsibility practices, and corporate governance structures. Company C, recognizing the necessity of ESG practices amid these policy requirements, proactively enhances its ESG performance and optimizes disclosure standards to comply with regulatory mandates. Such efforts align with policy directions, set an example for the industry, and help secure government support and incentives.

3.2.3 Meeting Power Battery Industry Regulatory Requirements

Regulatory policies for ESG management in the power battery industry have tightened both domestically and overseas, urging Chinese enterprises to improve ESG practices, upgrade production technologies toward high efficiency and low energy consumption, enhance waste battery recycling rates and technologies, and strengthen supply chain management.

Domestically, in December 2023, the Ministry of Industry and Information Technology (MIIT) drafted the "Measures for the Comprehensive Utilization of New Energy Vehicle Power Batteries (Draft for Comments)," intensifying management of power battery recycling to promote resource circulation and high-quality development of the new energy vehicle industry. The policy emphasizes full-lifecycle management, clarifying responsibilities of enterprises in production, usage, and recycling, and sets stricter environmental and safety standards while encouraging the use of recycled raw materials. This represents higher ESG management requirements for power battery enterprises compared to previous regulations.

Overseas, as domestic new energy vehicle demand slows and power battery capacity faces periodic oversupply, Chinese battery manufacturers are expanding into global markets to alleviate domestic competition. However, the EU's "Battery and Waste Battery Regulation," effective from August 2023 with full implementation starting February 18, 2024, imposes strict requirements:

- From 2025, enterprises must declare battery carbon footprints, disclosing manufacturer details, model information, raw materials, and total carbon emissions.
- From 2027, batteries exported to Europe must carry a "battery passport" containing comprehensive data on manufacturers, material composition, recyclable ratios, carbon footprints, and supply chains. This regulation, covering the entire battery lifecycle, sets high ESG standards for Company C and other Chinese power battery enterprises. While posing risks, it also creates opportunities—adapting to these requirements can help enterprises meet market access criteria, gain competitive advantages, and avoid market exclusion.

3.2.4 Aligning with Stakeholder Expectations

Stakeholders such as governments, consumers, and employees now focus not only on traditional financial performance but also on enterprises' sustainable development capabilities. ESG, as a systematic framework evaluating environmental, social, and governance factors, is increasingly valued by external investors.

By actively engaging in ESG practices, Company C effectively attracts investor attention, strengthens stakeholder recognition, and fosters harmonious external relationships. As

ESG gains societal acceptance, stakeholders demand greater transparency in ESG information, enabling them to better assess corporate performance.

Company C's emphasis on improving ESG practices aligns with stakeholder expectations, and its strong ESG performance has earned a positive reputation, enhancing brand appeal among stakeholders. This positive feedback loop reinforces ESG practices as a key driver for the company.

3.3 Company C's ESG Governance System and ESG Information Disclosure

3.3.1 Company C's ESG Governance Structure

In 2019, Company C established a Sustainable Development Management Committee led by the board of directors. The committee consists of five management personnel as members to ensure the development and implementation of the company's sustainable development work. The Sustainable Development Committee exercises supervision and decision - making power over the company's ESG matters. Company C's ESG governance structure serves as a beneficial supplement to the company's original governance structure. By establishing the Sustainable Development Committee, Company C has elevated ESG - related matters to a crucial position in the company's overall strategy.

In terms of the ESG governance system, the ESG governance structure established by Company C covers three levels: the committee, the council, and the execution level. Specifically, it includes the Sustainable Development Management Committee, the Sustainable Development Management Council, and nine execution - level departments in the governance system, which are responsible for decision - making, management, and

implementation of the company's ESG matters respectively. The Sustainable Development Management Committee has a Sustainable Development Management Council under it, with members composed of business backbones from the company's core business departments. Under the decision - making and guidance of the committee, the council is mainly responsible for the overall planning and related operations of promoting ESG - related matters. The council has nine execution systems, namely the quality management system, environmental management system, occupational health and safety management system, human rights and labor protection system, energy management system, information security management system, business ethics system, supplier guarantee system, and public relations management system. These systems cover all aspects of environment (E), society (S), and corporate governance (G). Each of the nine execution systems is composed of the management of the relevant department, serving as the responsible person for each sub - field, thus ensuring the efficient development and implementation of ESG work.

3.3.2 Company C's ESG Governance Mechanism

Company C links ESG performance indicators with the performance of relevant departments and individual employees. Through communication between the Sustainable Development Committee and the human resources department, reasonable assessment weights are set. The company will take corresponding reward or punishment measures based on the assessment results. By positively motivating the enthusiasm of management for ESG management work, Company C helps the enterprise to further carry out ESG practices. The company formulates different ESG performance targets for managers responsible for different matters according to the ESG - related issues that each business

department focuses on. This can prompt Company C's managers to pay more attention to ESG practices and effectively improve the initiative of the company's management in ESG aspects. Through the incentive mechanism, the company organically combines its sustainable development goals with the sustainable growth goals of departments and employees' performance.

ESG information disclosure is an indispensable way to convey the company's ESG practice results to stakeholders. Company C's Sustainable Development Executive Committee is responsible for the compilation work. After the ESG report is completed, it needs to be submitted to the Sustainable Development Management Committee and the board of directors for review. During the process of carrying out ESG practices, Company C identifies its ESG material issue pool by combining policy guidelines, excellent management practice cases, and external expert opinions. Then, it conducts a stakeholder questionnaire survey among eight major groups, including investors, employees, customers, government and regulatory agencies, suppliers, partners, the public, and the community. The ESG issues that stakeholders are concerned about, ranked by importance, serve as the basis for practice. Company C attaches great importance to the demands of stakeholders and hopes to understand their expectations of the company's ESG work. Therefore, Company C regularly communicates effectively with stakeholders on ESG matters through channels such as roadshows, trade unions and employee representative conferences, customer satisfaction surveys, and media interviews. Based on the expectations and demands of stakeholders, Company C promptly carries out ESG practices and regularly discloses ESG information through reports.

3.3.3 Company C's ESG Information Disclosure

Company C started disclosing ESG - related information relatively early. After going public on the Growth Enterprise Market in 2018, it released a corporate social responsibility report. With the rise of the ESG concept, the increasing attention of various stakeholders to ESG information, and the supervision of corporate social responsibility fulfillment by regulatory agencies, Company C released the first Environmental, Social, and Governance (ESG) report in the industry in 2021. Since changing from a social responsibility report to an ESG report in 2021, it has been disclosing ESG information in the form of an ESG report.

3.4 Company C's ESG Practice Measures and Results

3.4.1 Measures and Results in the Environmental Dimension

In recent years, while leading the innovative development of the new energy industry, Company C has integrated the concept of green development into all aspects of its production activities and daily operations, and has continuously achieved new results in environmental management. Starting from building an internal environmental management system, based on its commitment to environmental compliance and strict whole - process environmental control, the company has taken multiple measures, such as integrating a digital management system, to continuously improve its environmental management capabilities and reduce its carbon footprint. The environmental management achievements of Company C are mainly reflected in two aspects: resource management and carbon emission management.

Company C has established a complete environmental management system in the environmental aspect and continuously increased investment in the environmental protection field. The "Control Procedures for Environmental, Safety, and Health Objectives, Indicators, and Management Plans" have further standardized and made transparent the environmental management requirements and measures. Company C has also established a committee directly led by the chairman in the management system. The committee is responsible for reviewing and supervising the implementation and improvement of the company's environmental management policies, and incorporates indicators such as environmental compliance and the execution of key environmental management work into the performance assessment system of relevant department managers. According to the data disclosed in the ESG report, Company C's investment in environmental protection compliance and publicity, environmental technology development, and the construction and operation of environmental protection facilities increased rapidly from 218543000 yuan in 2021 to 942551000 yuan in 2022.

3.4.1.1 Improving the Company's Resource Utilization Rate

In terms of resource management, Company C manages four aspects: energy, water resources, packaging materials, and nickel - cobalt - manganese metal recycling. In energy management, Company C actively promotes energy - saving and efficiency - improving measures at the production and manufacturing end and promotes the use of green energy. Company C has formulated a complete set of energy management systems and procedures, including the "Energy Performance Parameter Objectives and Indicators Management Procedures." Since 2019, Company C has continuously carried out energy - saving and efficiency - improving measures at the production and manufacturing end. In

2019, it promoted 137 energy - saving optimization projects. From 2020 to 2022, the company added an average of nearly 100 energy - saving and emission - reduction measures each year. By 2022, Company C had carried out 418 energy - saving projects. The energy - saving projects of Company C are mainly carried out in two aspects: system support and equipment optimization. For example, in system support, it has carried out the whole - life - cycle management of power equipment from factory planning and construction to operation, promoted the Company's Factory Facility Management System (CFMS) to achieve real - time monitoring and early warning of energy consumption in production processes and facility systems, and expanded energy - saving projects to the company's bases through the Factory Information System (FIS) platform. In equipment optimization, for example, it promoted the installation of an activated resonance fuel energy - saving device to improve the efficiency of the boiler system, optimized the coating system by installing a standby program to reduce energy consumption by 8%, and achieved a 19.80% reduction in energy consumption through the energy - saving management of the standby position in the battery production capacity formation process. In addition to reducing energy consumption at the production and manufacturing end, Company C has also developed in the substitution and use of renewable energy. The renewable energy used by Company C includes distributed photovoltaics laid by the company itself, wind power, photovoltaic power, and hydropower purchased directly from the local government. In recent years, the proportion of green electricity used has rapidly increased from 18% in 2020 to 26.60% in 2022. The photovoltaic power generation of Company C was 1388 MWh in 2019 and reached 5843.59 MWh in 2022.

In terms of water resource management and packaging materials, Company C has accelerated the process of efficient water use and increased the proportion of recyclable and recycled materials in packaging materials. In water resource management, targeted water - saving measures are implanted during production and operation. Water resource utilization - related indicators are also incorporated into the performance assessment and linked to the salaries of relevant personnel in the battery - type product production base, further stimulating management initiative. In terms of packaging materials, since 2020, Company C has given priority to using recyclable or recycled packaging materials. The proportion of recyclable packaging materials has increased from a relatively low level of 28% in 2019 to 98% in 2022, basically covering the entire production process. Company C uses a large amount of packaging made of materials such as metal and high - density polyethylene for battery packs, encapsulation modules, etc. The packaging boxes made of such materials can be recycled for 3 - 7 years. Company C also attaches great importance to the systematic and visual management of packaging materials. It has developed a finished product appliance operation management system to achieve full - process tracking and real - time monitoring of relevant data in the processes of incoming, inventory, outgoing, and recycling of finished - product battery packaging appliances, improving its refined management level, and increasing the annual turnover efficiency of recyclable packaging materials by 2 - 3 times. In 2019, this figure was 4.21 times.

In terms of nickel - cobalt - manganese metal material recycling, nickel, cobalt, manganese, and other metals are the main raw materials for power batteries. Company C attaches great importance to the recycling of power battery products and continuously invests in the research and development of battery recycling technology. Because power

batteries have high recycling and utilization value, improper handling of retired waste batteries can cause serious environmental pollution, significant safety hazards, and waste of battery raw materials. Under the influence of the sustainable development concept, Company C has established a full - chain closed - loop of "product production - primary use - secondary use - recycling and resource regeneration." The subsidiary of Company C, Bump Recycling, has effectively overcome the industry - wide problem of "waste material reduction" in waste battery recycling through its unique recycling technology and system, with the total recovery rate of nickel, cobalt, and manganese metal materials reaching over 99.6%. Guangdong Bump has participated in formulating 293 relevant standards for waste battery recycling and battery materials. This is not only a vivid interpretation of Company C's emphasis on sustainable development and ESG practices but also fills the key link of recycling and resource regeneration in the ecological closed - loop envisioned by Company C. Against the background of a sharp increase in the number of retired power batteries in China, Guangdong Bump has also contributed to Company C's early layout and seizure of industry discourse power in the power battery recycling industry.

3.4.1.2 Strengthening Carbon Reduction Management and Carbon Emission Accounting

Company C has performed outstandingly in carbon emission data accounting and carbon reduction. It is the first battery enterprise in China to formally commit to the time of achieving carbon neutrality, promising to achieve carbon neutrality in core operations by 2025 and carbon neutrality across the entire value chain by 2035. Compared with important competitors such as South Korea's LG Energy Solution and Samsung SDI,

which generally aim to achieve carbon neutrality across the entire value chain by 2050, Company C's carbon neutrality target is the most aggressive among global battery enterprises, fully reflecting Company C's emphasis on carbon neutrality and the ESG concept. Meng Xiangfeng, the assistant to the chairman of Company C, said that the company's goal is not only to meet the compliance requirements of regulatory agencies but also to participate in the research and formulation of carbon - related standards and policies as an industry - leading enterprise.

In carbon emission management, Company C has three key paths to drive the realization of carbon neutrality. The first path is green energy, which increases the proportion of green electricity by building its own photovoltaic power plants and purchasing hydropower. The second path is green supply, which reduces the carbon emission footprint from the source of suppliers' mineral resources by adopting green mining technology and intelligent unmanned mines to promote carbon reduction in the upstream value chain. The third path is green manufacturing, which improves energy efficiency at the production and manufacturing end. In green manufacturing, digital production management is actively introduced. Company C fully uses the self - developed Factory Facility Management System (CFMS) intelligent management system, which includes three modules: the Building Automation Monitoring System (BA), the Energy Management System (EMS), and the Operation and Maintenance Management System (FM). In green manufacturing, energy - saving transformation at the production end is also actively carried out. The number of energy - saving and efficiency - improving projects increased from 137 in 2019 to 418 in 2022. The reduction in carbon emissions from energy - saving projects increased from 11168 tons in 2019 to 447230 tons in 2022.

The energy - saving projects are mainly carried out through equipment optimization and transformation. For example, the steam condensate water recovery system is used to replace part of the boiler's make - up water, with a condensate water recovery efficiency of 80%, and it is expected to avoid the emission of 16284 tons of carbon dioxide equivalent per year. The coating machine comprehensive energy - saving project is also carried out, which is expected to avoid the emission of 23337 tons of carbon dioxide equivalent per year.

After carrying out all - round carbon management, Company C has not only strengthened its own greenhouse gas emission measurement capabilities but also commissioned a third - party to conduct independent verification of the bases with substantial greenhouse gas emission impacts, laying a solid data foundation for energy - saving and carbon reduction and providing support for carbon data disclosure in response to the "EU Battery and Waste Battery Regulation." According to the public data of Company C, the greenhouse gas emissions per unit product of Company C gradually decreased from 17.04 kgCO₂/KWH in 2019 to 10.49 kgCO₂/KWH in 2022, a decrease of 38.44%. As of the end of October 2023, four factories of Company C have obtained carbon neutrality certifications issued by SGS, a globally renowned environmental protection agency. In 2021, the Yibin Factory of Sichuan Times of Company C was the first zero - carbon factory in the global new energy industry. In addition to the Sichuan Times Factory, the subsequent Ruiqing Times Factory, Shidai Jili Factory, and Xinjin Times Factory have also obtained carbon neutrality certification certificates.

3.4.2 Measures and Results in the Social Responsibility Dimension

3.4.2.1 Actively Protecting Employees' Interests

In terms of employees' demands, Company C protects employees' interests in terms of employees' rights and welfare, strengthening the safety production system and occupational health protection, and carrying out employee training and development activities. In terms of employees' rights, the company has established a complete human resources management system and management regulations to ensure that all employees are over 18 years old. The company signs labor contracts with all full - time employees, has no labor dispatch employees, and the social insurance payment rate for labor - contract employees is 100%. In the internal management survey, Company C mainly conducts surveys around four dimensions: employees' basic needs, management support, teamwork, and employee development. In 2022, a total of 13558 employees participated in the internal management survey, and the participation rate of engineers and above was 93.80%. The company's management promptly conducts self - inspection and self - reflection on the problems found in the survey, promotes the improvement of the management team's management level, and thus promptly solves employees' problems and protects their rights.

In terms of employees' welfare, Company C formally established a hardship mutual - assistance fund in 2015. The fund is used to help employees and their families in urgent need (such as illness, injury, and disaster), reducing the economic burden of employees in difficulty. By the end of 2022, Company C had received and reviewed 494 hardship mutual - assistance applications and paid a total of 6473900 yuan in mutual - assistance subsidies. Company C pays great attention to employees' mental health. The company regularly conducts psychological tests every year and invites psychologists to provide one - to - one psychological counseling services for employees and their immediate

family members. In 2022, 81% of employees completed psychological tests, with 269 person - times of on - site psychological counseling services and 715 person - times of remote psychological counseling services.

In terms of the safety production system and occupational health protection, Company C has established a complete safety production management system. It has established a safety production committee with the chairman as the director, set up safety management personnel in each department, and established a "four - level safety management network" to clarify the responsibilities of personnel at different levels. Company C also actively conducts safety education and drills. In 2022, more than 1 million person - times participated in safety - themed training, the participation rate of front - line employees in safety drills was 100%, and a total of 4652 emergency drills of various types were carried out. Company C provides pre - job, on - the - job, and off - the - job physical examinations for employees exposed to occupational disease - causing factors and establishes employee occupational health monitoring files. In recent years, no occupational disease cases have been found, and the company's employee lost - time injury rate is 0.04 cases per million working hours.

In terms of employee training and development, Company C strives to build a learning - oriented organization internally. The company has established a complete employee training system. The human resources department coordinates the company's training work and formulates training plans covering dimensions such as management capabilities, professional technology, industry knowledge, and professional qualities. The employee training coverage rate of Company C has increased from 93.50% in 2021 to 99.80% in 2022, and the average number of training hours per employee has increased significantly

from 19.43 hours to 51.50 hours. Company C has received high recognition from society and the government in terms of employee training and development. In December 2022, it won the honorary title of "National Outstanding Unit for Skilled Talent Cultivation" selected by the

Chapter 4 Analysis of the Impact Path of C Company's ESG Practices on Corporate Performance

4.1 Improvement of Product Quality and Safety

C Company attaches importance to product quality and safety in its ESG practices, which is reflected in multiple aspects. Firstly, C Company continuously increases investment in the R&D field and is committed to developing safer and more reliable products. Through continuous technological innovation and R&D investment, the company can provide high-quality products that meet industry standards, offering customers a better user experience. Secondly, C Company strictly controls product quality and has established a sound quality control system. Through strict quality management and testing processes, the company ensures that every product produced meets relevant quality standards, thereby guaranteeing the safety and reliability of the products. In addition, the recall rate of C Company's power battery products is relatively low, which indicates that the company's products perform well in terms of safety and have been trusted and recognized by the new energy vehicle market and consumers. Finally, C Company continuously conducts rapid product iteration to meet the ever-changing needs of consumers. By maintaining close contact with the market and obtaining timely feedback, the company can adjust product structures and functions in a timely manner to ensure that products always meet consumers' needs and expectations. In summary, C Company's emphasis on

product quality and safety in ESG practices is reflected in R&D investment, product quality control, recall rate management, and product iteration, laying a solid foundation for the company's sustainable development.

4.1.1 Continuous Strengthening of R&D Investment

In recent years, C Company has continuously increased investment in the R&D field and actively built an efficient and sustainable R&D system. By establishing five major innovative R&D centers worldwide, C Company has realized the integration and optimal allocation of global R&D resources, thereby improving R&D efficiency and innovation capability. At the same time, C Company continuously increases R&D funding, actively promotes the construction of national and provincial scientific research platforms, continuously absorbs outstanding scientific research talents, and is committed to building a high-level talent training system. In addition, in the field of power batteries, C Company has an absolutely leading number of patents, fully demonstrating its strong strength in technological innovation and intellectual property protection. This has prompted C Company to further enhance the added value of R&D technology, which is of great strategic significance for improving its bargaining power in the industrial chain, cost control capability, and core competitiveness in its operations. Meanwhile, the strong R&D capability has also provided sufficient technical support for C Company, enabling it to more confidently provide technical licensing to the outside world and have greater say in cooperation.

4.1.1.1 R&D Funding Investment

C Company attaches great importance to R&D funding investment. As shown in Figure 4-1, the company's R&D investment amount has increased significantly from 1.991

billion yuan in 2018 to 15.51 billion yuan in 2022, showing an annual upward trend. The R&D investment amount in 2022 is 7.79 times that in 2018, with year-on-year growth rates as high as 115.49% and 101.66% in 2021 and 2022 respectively. In comparison with peer companies in the same industry, the gaps in R&D investment amount between C Company and Guoxuan High-Tech, Eve Energy, and Funeng Technology were 1.498 billion yuan, 1.596 billion yuan, and 1.864 billion yuan respectively in 2018. By 2022, these gaps have rapidly expanded to 13.094 billion yuan, 13.249 billion yuan, and 14.912 billion yuan, with the gaps expanding nearly 9 times. To sum up, C Company's R&D investment intensity is far ahead of its industry peers, and the company is expected to continue the positive cycle of "prioritizing R&D to maintain brand premium—continuous shipment volume growth to improve profitability—high profits feeding back R&D".

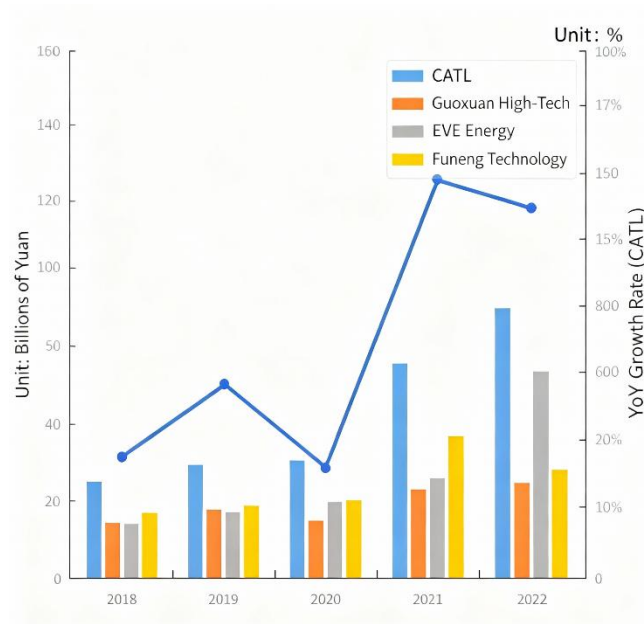


Figure 4-1 Comparison of R&D Investment Between Company C and Industry

Comparable Companies

4.1.1.2 R&D Personnel System

C Company attaches great importance to the recruitment of its R&D team and continuously introduces R&D talents to improve the company's R&D level. As shown in Table 4-1, the number of R&D personnel in the company increased rapidly from 2018 to 2022, among which the number of personnel with postgraduate education also kept increasing. By the end of 2022, the company had 16,322 R&D personnel, including 264 with doctoral degrees and 2,852 with master's degrees. The number of R&D personnel in 2022 increased by as high as 61.94% year-on-year. The large-scale R&D personnel system has effectively guaranteed the improvement of the company's R&D technical level. In addition to extensively introducing R&D talents, C Company provides leading industry salary packages to R&D talents to show its emphasis on them. The average salary of the company's R&D personnel has increased year by year from 208,500 yuan in 2018 to 376,200 yuan in 2022. In 2022, the average salaries of R&D personnel in Guoxuan High-Tech, Eve Energy, and Funeng Technology were 216,300 yuan, 243,200 yuan, and 164,800 yuan respectively. C Company's treatment for R&D personnel is significantly higher than that of its industry peers. The company also provides equity incentives to some R&D personnel, fully reflecting its emphasis on scientific research talents.

4.1.2 Strict Product Quality Control

C Company's product policy is "It is the unrelenting pursuit of all employees to exceed customer expectations with perfect quality". Through quality assurance and quality prevention, it realizes total quality management. Every battery of C Company will go through a complete and strict testing process before being delivered to customers. On the product system management side, C Company has established a complete and effective

quality management system within the organization by introducing and implementing the standards and specifications of ISO9001:2015 and IATF16949:2016 quality management systems. C Company focuses on the construction of product safety and quality management systems, carries out standardization work on product safety and reliability from all dimensions of the product life cycle, establishes a number of safety and reliability testing processes and evaluation standards, and while establishing enterprise standards, it also expects to support the formulation of industry standards. In the construction of the quality management system, C Company covers the whole life cycle quality management including project quality management, supplier quality management, process quality management, outgoing product quality management, customer quality management, employee quality training, and internal quality assessment.

4.1.2.1 Supplier and Incoming Material Quality Management

In terms of supplier management, C Company achieves quality win-win with suppliers through methods such as supplier access review and screening, fixed-point selection, production part approval process, quality performance assessment, capability training and improvement, and incentives for excellent suppliers. C Company requires suppliers to sign a "Guarantee for Not Using Prohibited Substances" to ensure that the delivered finished products comply with the EU's End-of-Life Vehicle Directive, the EU's Registration, Evaluation, Authorization and Restriction of Chemicals Regulation, and customer requirements. C Company conducts quality inspection on materials at the incoming material stage to ensure that the materials used in production meet the requirements. By the end of 2022, C Company had carried out quality training for 161 major suppliers and put forward sustainable development management goals such as

energy consumption per unit product and carbon emission intensity to suppliers, promoting the sustainable development of the industrial chain. C Company's early ESG practices have effectively responded to the relevant requirements of the EU Battery Regulation, which is conducive to ensuring the continuous and compliant development of the company's overseas markets.

4.1.2.2 Process Management

Through intelligent and digital systems and equipment, C Company established its green extreme manufacturing system architecture in 2020. The purpose of building the extreme manufacturing system is to actively respond to the company's ESG practice concept and improve the company's product quality and production efficiency.

C Company has created an industrialization and informatization integration ecological platform with the intelligent manufacturing platform as the core and in-depth interaction between multiple platforms and systems by deeply integrating the production line with AI data and cloud computing. Through extreme manufacturing, C Company continuously reduces its product defect rate and energy consumption at the production end. According to the data disclosed on C Company's official website in September 2021, through the extreme manufacturing system, the company has achieved a production speed of 1.7 seconds per battery, a defect rate at the level of one part per billion (PPB), and increased labor productivity by 75% while reducing energy consumption by 10%. In the process of active ESG practices, C Company has continuously improved its process manufacturing, resulting in a significant reduction in the defect rate of its products, while major industry peers such as Eve Energy and Funeng Technology still have cell monomer safety failure rates at the level of one part per million (PPM) in their current process technologies.

4.1.2.3 Product Inspection and Unqualified Product Management

The company has comprehensive product inspection capabilities and conducts preventive inspections on potential product quality problems in various links to ensure product quality. For newly emerging or potential quality problems, priority is given to error-proofing, fool-proofing, equipment automation and other schemes for preventive inspection.

In addition to strict product inspection, C Company has also formulated a strict "Unqualified Product Control Procedure", which standardizes the unqualified product management process from two dimensions: business process and on-site process, forming a closed-loop operation of identification, marking, isolation, review, disposal and improvement, and clarifying the responsible department for each process to strictly control quality. Before products leave the warehouse, quality control inspections are carried out to ensure that finished products meet the shipment requirements. If a defective product causes an accident, C Company will immediately take damage control measures, find out the cause of the defect and completely eliminate the problem. A special working group will carry out a review in accordance with the "Quality Incident Review and Improvement Management System", sort out technical, process and management omissions from both technical and management aspects, and make continuous improvements to avoid recurrence of quality incidents.

4.1.3 Obvious Advantages in Product Quality and Safety Performance

According to the 2023 Deloitte Global Automotive Consumer Survey, new energy vehicle consumers are most concerned about issues such as battery safety, charging time, and cruising range, which are mainly determined by the performance of power batteries. C Company actively carries out ESG practices and attaches great importance to consumers' concerns about battery product quality and safety performance. It continuously increases investment in the R&D field, providing an important foundation for improving the quality and safety of the company's products.

C Company leads the industry in various power battery segments such as lithium iron phosphate batteries, ternary lithium batteries, and sodium-ion batteries. As shown in Table 4-2, C Company's power battery products are ahead of industry products in terms of volume utilization rate, energy density, cruising range, fast charging time, and cycle life, which are related to battery quality and safety performance. The energy density of C Company's Kirin battery reaches 255Wh/kg, which is 14.90% higher than Tesla's 4680 battery, which also uses high-nickel ternary cathode materials and silicon-based anodes. The cruising range of C Company's Kirin battery reaches 1000km. The breakthrough in the cruising range of the Kirin battery has preemptively locked the market for new energy vehicles with ultra-long cruising range, helping the company to further increase its market share. The improvement of energy density and cruising range has effectively catered to the demand of new energy vehicle consumers for long cruising range, increased energy storage capacity while controlling the battery's own weight, and solved the problem of range anxiety. In terms of fast charging, the Kirin battery has achieved a breakthrough of charging from 10% to 80% in 10 minutes, saving more time in charging

duration compared with BYD's Blade Battery and Tesla's 4680 battery, and the company has targeted to solve the consumer pain point of excessively long charging time for new energy vehicles. In terms of safety and durability, the cycle life of C Company's Kirin battery reaches 10,000 times, which is about 3 times that of its industry competitors, highlighting that C Company attaches more importance to battery durability and safety performance and has formed obvious advantages in technology.

4.1.4 Little Impact from Product Recalls

In the process of actively carrying out ESG practices, C Company attaches great importance to the quality and safety of its products and always adheres to the customer-centered service concept. C Company fully considers the safety performance of products in the R&D and design stages, and the practice of ensuring product safety from the source helps to reduce the recall rate of the company's products and improve consumers' trust in the products. In the after-sales service stage, C Company attaches great importance to customer rights and interests. In the face of product quality problems and potential safety hazards, it can start the product traceability system, quickly identify potential safety hazards, and responsibly carry out the recall procedure. Compared with major competitors in the industry, C Company has performed well in terms of the recall rate of power batteries and the negative impact of recalls due to product defects.

As a core component of new energy vehicles, power battery products play a crucial role in ensuring vehicle performance and safety. In recent years, serious safety accidents such as spontaneous combustion and explosion of new energy vehicles have occurred frequently, seriously threatening and endangering the lives and property safety of passengers. Investigations into safety accidents by regulatory authorities and car

companies have found that the causes are mostly due to potential safety hazards such as overheating, short circuit, and leakage of power batteries. Faced with the frequent occurrence of problems with power battery products, the State Administration for Market Regulation will conduct defect investigations on some enterprises. In the face of investigations by regulatory authorities or self-inspection of problems, new energy vehicle companies will file recall plans and recall reasons with the State Administration for Market Regulation. The extent of recalls due to power battery product problems will have an important impact on corporate reputation, market trust, and corporate finances. Power battery enterprises with many recall times and large recall rates will not only damage their own reputation, reduce brand value and market trust, thereby affecting their sales and market share, but also increase their costs and financial burdens. Power battery enterprises involved in recalls may be subject to costs such as consumer returns, compensation, repairs, and lawsuits.

Based on the above analysis of reasons, it is valuable to count the data of new energy vehicle recall incidents caused by power battery defects. This data can fully reflect the safety and quality control level of enterprise products, and further strongly reflect the enterprise's ESG performance and its attitude towards sustainable development, protection of customer rights and interests, and assumption of social responsibilities. Therefore, this paper will comprehensively sort out the power battery-related incidents in new energy vehicle recalls in China based on the announcements on the official website of the State Administration for Market Regulation.

4.1.4.1 Product Recall Situation in the Power Battery Industry

With the rapid expansion of the new energy vehicle market, the power battery industry has ushered in vigorous growth. As shown in Table 4-3, behind the rapid expansion of the industry, the number of recalls of new energy vehicles and power battery products has risen rapidly and the recall risk has increased. Statistics on the announcements of the State Administration for Market Regulation show that from 2020 to 2022, the number of new energy vehicle recalls was 45, 59, and 47 times respectively, while the number of recalls involving power battery defects was 8, 15, and 7 times respectively, and the number of new energy vehicles recalled due to power battery defects was 10,107, 58,696, and 68,079 respectively. Compared with 2020, the number of vehicles recalled due to power battery defects in 2022 was 5.74 times that of 2020.

This paper further statistically analyzes the data of new energy vehicles recalled due to power battery defects from 2020 to 2022 and finds that among the 30 power battery recall incidents during these three years, 9 recall incidents involved commercial vehicles such as trucks and buses; 21 recall incidents involved passenger vehicles, and the new energy vehicle companies involved in the recall incidents included 20 enterprises such as BYD, BMW, BAIC, and Zhuhai Guangtong.

After comprehensively sorting out the types and brands of new energy vehicles involved from 2020 to 2022, it is necessary to further analyze the brands of power battery enterprises, the battery models carried, and the stored electricity of power batteries in the recalled vehicles. This paper inquires about the relevant information of the recalled vehicles through channels such as new energy vehicle companies' recall announcements, relevant announcements of new energy vehicle companies and power battery enterprises, the Ministry of Industry and Information Technology's "Catalogue of New Energy

Vehicle Application and Promotion Models", and China Automotive Industry Information Network. As shown in Table 4-4, according to data statistics, the vehicles recalled due to power battery defects from 2020 to 2022 mainly involve 16 power battery enterprises such as C Company, LG Energy Solution, BYD, Funeng Technology, and Lishen. Among them, the new energy vehicles involving C Company in recalls mainly include 1,947 ix3s manufactured by Brilliance BMW and a total of 1,379 Volvo XC60 and S90 manufactured by the cooperation between Volvo and Zhejiang Haoqing Manufacturing Co., Ltd.

4.1.4.2 Low Recall Ratio Involving C Company

After sorting out and counting the incidents of new energy vehicles recalled due to power battery defects announced by the State Administration for Market Regulation of China from 2020 to 2022, the total stored electricity of power batteries in the recalled vehicles is 6,846.20MWh, and the total stored electricity of power batteries involving C Company is 170.00MWh, accounting for 2.48% of the total in the industry. Among the recalled vehicles, the total stored electricity of BYD, Funeng Technology, Lishen, and LG Energy Solution is 2,898.83MWh, 2,289.40MWh, 331.76MWh, and 189.75MWh respectively, accounting for 42.34%, 33.44%, 4.85%, and 2.77% of the total in the industry respectively, as shown in Figure 4-2. Through analyzing the share of enterprises in the total recalled stored electricity in the industry, it is found that the recall ratio involving C Company is much lower than that of major competitors such as BYD, Funeng Technology, and LG Energy Solution.

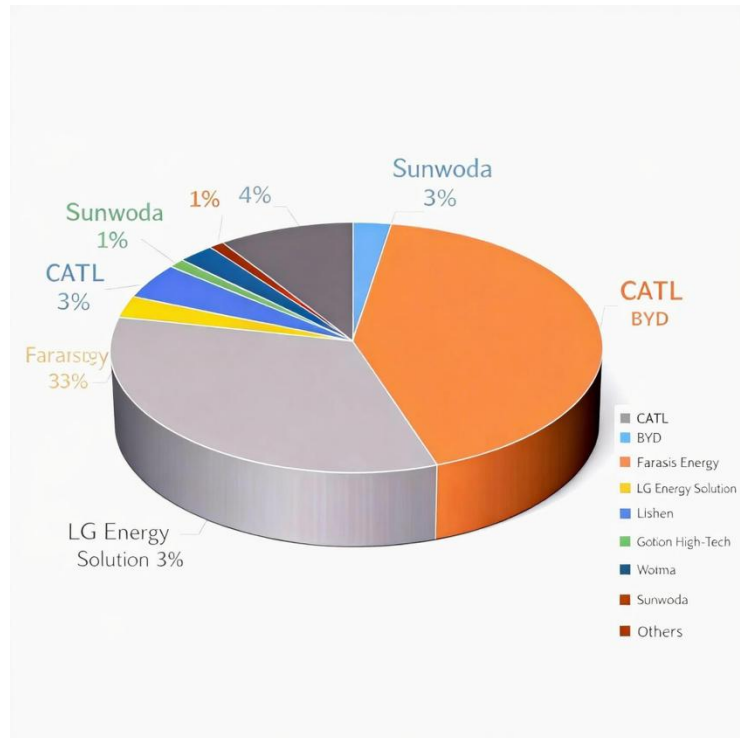


Figure 4-2 Proportion Data of Recall-Related Stored Electricity Capacity Between Company C and Other Industry Companies

4.1.4.3 Minimal Impact of Recalls Involving C Company

The two recall incidents involving C Company from 2020 to 2022 had little impact on the company, with the proportion of recalled vehicles to those equipped with C Company's batteries in the past three years being very low. This is attributed to C Company's integration of ESG concepts into its business activities, attaching great importance to safety during product R&D and design stages. The company fully considers product safety performance in the R&D process, continuously optimizes designs and material selection, improves product durability and safety, and reduces the possibility of safety hazards during product use. This approach of ensuring product safety from the source helps reduce the risk of product recalls, enhances consumers' trust in products, and is

conducive to C Company's expansion and stabilization of market share as well as continuous improvement of corporate profitability.

Major industry peers of C Company, such as LG Energy Solution and Funeng Technology, have been significantly negatively affected by power battery recall incidents, facing severe consequences including high recall costs, termination of cooperation with automakers, and declining market trust. Funeng Technology's recall incident originated from thermal runaway of battery packs equipped in its batteries, causing spontaneous combustion of BAIC and Great Wall Motors. Subsequently, the State Administration for Market Regulation launched a defect investigation, and after regulatory investigations, BAIC and Great Wall Motors were required to recall 31,963 and 16,216 vehicles respectively. According to the after-sales claim agreement in the "General Rules for Procurement of Auto Parts and Raw Materials" signed between Funeng Technology and automakers, direct costs incurred from recalls, other upgrades, rectification activities, or preventive measures fully or partially attributed to defects in Funeng Technology's power battery products, including costs of contacting consumers, parts claim fees, remuneration of after-sales service personnel, and fines from regulatory authorities, shall be borne by Funeng Technology. Funeng Technology estimated that it would bear approximately 30 to 50 million yuan for the recall of BAIC-related models. After these serious product accidents, Funeng Technology's corporate reputation and brand trust were severely damaged, accelerating significant changes in its customer structure. According to Funeng Technology's public data, its top three customers in 2019 were BAIC Group, Great Wall Motors, and Shanghai Ruimei, accounting for 44.98%, 23.04%, and 16.60% of sales respectively. By 2022, the sales share of these three major customers had dropped

significantly, and Funeng Technology accelerated the loss of major customers under the impact of numerous recall incidents.

As of the end of 2022, LG Energy Solution was the world's second-largest power battery supplier, second only to C Company. Due to internal faults in its power battery products causing fire risks in new energy vehicles, from 2020 to 2021, automakers such as Mercedes-Benz, General Motors, and Hyundai Motor launched recall plans for LG Energy Solution's power battery issues. As shown in Table 4-5, up to 150,000 vehicles were involved in the recalls. Among them, LG Energy Solution was significantly affected by the recall incidents of General Motors and Hyundai Motor. General Motors recalled 69,000 Chevrolet Bolt electric vehicles worldwide. In October 2020, LG Energy Solution reached an agreement with General Motors, agreeing to pay 1.9 billion US dollars to compensate for the recall costs and expenses of Chevrolet Bolt due to battery fire risks. In the recall incident between LG Energy Solution and Hyundai Motor, Hyundai Motor recalled KONA and IONIQ models equipped with LG Energy Solution's power batteries three times in 2020, involving a total of 81,701 vehicles. The KONA model was Hyundai's best-selling vehicle, and this recall was the world's first large-scale recall involving battery replacement. In March 2021, LG Energy Solution and Hyundai Motor reached an agreement, with LG Energy Solution bearing 70% of the recall costs, amounting to nearly 980 billion won (approximately 650 million US dollars). After the recall incident, LG Energy Solution's share as a supplier to Hyundai Motor decreased, and C Company partially replaced LG's supply with its excellent product performance.

4.2 Enhancing Corporate Reputation

4.2.1 Effective Control of Corporate ESG Risks

C Company attaches great importance to compliance in its operations and has established a strict compliance management system. The company actively conducts information disclosure and values the transparency of corporate information. C Company also regularly conducts ESG risk assessments and adopts risk management policies, training and education, and other response methods for ESG risk control.

C Company has been subject to two penalty violations from 2018 to 2023. The first was that Longyan Sikang New Materials Co., Ltd., a holding company, was fined 15,000 yuan by the Shanghang County Emergency Management Bureau in September 2019 for violating the "Measures for the Administrative Penalty of Work Safety Violations" and having work safety violations related to hazardous chemicals. The second was that Hunan Bangpu Recycling Technology Co., Ltd., a holding company, failed to strictly implement the main responsibility for work safety and fire safety, and the lack of management measures for hazardous waste temporary storage warehouses led to a safety accident, resulting in a fine of 499,800 yuan by the Ningxiang Emergency Management Bureau.

C Company began to further enhance its awareness of ESG practices in 2021 and timely disclosed its 2021 ESG report in 2022. The report made multi-dimensional quantitative information disclosure, fully demonstrating the company's determination in ESG practices. C Company continuously improves its internal control and risk management system, which comprehensively controls corporate ESG risks through risk investigation and assessment, risk prevention and response, risk improvement and supervision, and the establishment of a risk information database and plans. C Company has clearly identified nine key areas requiring focus, such as compliance risks, information security risks, and production safety risks, and further refined 73 risk items with timely improvement

measures. For example, in terms of production safety risk control, after a safety accident in 2021, the company actively reformed its work safety system and quickly established a Work Safety Committee, with the chairman serving as the director. The Work Safety Committee organized environmental protection identification, compliance management, internal audits, and management reviews at the company's production bases, and incorporated indicators such as environmental compliance and work safety into the performance appraisal system of relevant department managers. The company quickly carried out ESG risk control from multiple aspects, including management systems and management responsibilities, to reduce corporate violations and safety issues.

Compared with C Company's gradually improved internal control system, as shown in Table 4-6, Guoxuan High-Tech, Eve Energy, and Funeng Technology have frequent penalty violations from 2021 to 2023, showing a continuous increasing trend. Guoxuan High-Tech is deficient in ESG risk control, with penalty violations involving regulatory agencies such as the Emergency Management Bureau, Environmental Protection Bureau, Transportation Bureau, Tax Bureau, China Securities Regulatory Commission, and Shenzhen Stock Exchange. It was penalized 5 times by the Emergency Management Bureau from 2019 to 2023, mainly for irregular production management. During the same period, Guoxuan High-Tech was penalized 5 times by the Environmental Protection Bureau, mainly for illegal discharge of wastewater and waste gas; the company was also penalized by the Tax Bureau for failing to file tax returns and submit materials within the specified time, and by the Shenzhen Stock Exchange for delayed information disclosure and illegal occupation of funds. Eve Energy was penalized multiple times by the Safety Administration Bureau, Customs, Shenzhen Stock Exchange, and China Securities

Regulatory Commission, involving violations such as smuggling, underpayment of taxes, work safety hazards, and failure to fulfill information disclosure obligations.

In summary, power battery companies should promptly pay attention to their internal ESG practices, rather than merely staying at the level of disclosing relevant reports to achieve "greenwashing". They should attach importance to the construction of internal control systems and control ESG risks before accidents occur. C Company values ESG practices and has effectively improved its risk control capabilities by building corporate systems, assigning risk management responsibilities to management and production departments, and conducting timely relevant education and training activities. Effective ESG risk control has reduced the company's negative public opinion and is conducive to further enhancing the company's reputation and image.

4.2.2 Enhancing Corporate Visibility

According to stakeholder theory, corporate operations rely on effective interactions with multiple stakeholders such as shareholders, employees, consumers, and the ecological environment. Corporate reputation, as a scarce and irreplaceable unique resource that can continuously create value for enterprises, ESG practices essentially represent enterprises' fulfillment of social obligations, aiming to meet the expectations of various stakeholders regarding corporate responsibilities. Active ESG implementation by enterprises not only helps meet these expectations but also plays a key role in accumulating corporate reputation capital, thereby promoting their sustainable development and value creation.

In recent years, C Company has continuously carried out ESG practices, and its performance in the three aspects of ESG can effectively meet the expectations and demands of stakeholders. The continuous improvement of the company's ESG ratings

and scores, leading the industry in all aspects, is a strong manifestation. This is a high recognition of C Company's ESG management performance by the capital market and rating agencies, which has had a positive impact on the company's reputation. As shown in Table 4-7, in addition to the improvement of ESG ratings, C Company and its chairman have received many honors in recent years. In 2022, it was selected into Time magazine's list of the 100 most influential companies and won the Enterprise ESG Practice Award from Shanghai United Media Group. It also won the Five-Star Gold Award for Social Responsibility of China's Manufacturing Listed Companies in 2022 and 2023, fully affirming the company's product quality and social responsibility. In 2023, Zeng Yuqun, chairman of C Company, was awarded the Special Contribution Award by the Nobel Sustainability Foundation in recognition of his outstanding contributions to promoting global transportation electrification and energy structure innovation. This honor highlights C Company's outstanding leadership in the battery technology field and its significant influence and unremitting efforts in the global energy transition process.

Through actively carrying out ESG management activities and fully disclosing its ESG information, C Company has conveyed its good sense of social responsibility to the outside world. By improving its operational transparency, actively participating in public welfare activities, and engaging in national poverty alleviation and rural revitalization, the company has established a good corporate image and effectively enhanced its social reputation. This will help the company gain the trust and cooperation willingness of the government and suppliers in its operations, as well as win consumers' brand favor. Other power battery enterprises should also carry out practices in multiple ESG dimensions,

effectively control their own ESG risks, improve product quality, and establish a good image for China-made power battery brands.

4.3 Seizing New Market Opportunities

4.3.1 Layout in the Power Battery Recycling Industry

The widespread application and manufacturing of power batteries have promoted the development of new energy vehicles and clean energy. However, battery manufacturers cannot ignore their responsibility for power battery recycling. Power battery enterprises' engagement in power battery recycling is necessary from the perspectives of social safety and environmental protection. Because waste power batteries contain heavy metals such as nickel, cobalt, and manganese, organic pollutants such as electrolytes and fluorine-containing organic compounds, and packaging materials such as plastics. As shown in Table 4-8, if the metal materials in batteries are not effectively recycled and treated, they will pollute soil and water quality and threaten biological health. In addition, improper operations in the recycling, dismantling, and treatment of waste power batteries may lead to various problems such as fires and explosions, heavy metal pollution, and emissions of organic waste gas. Therefore, proper treatment and standardized operation of waste power batteries are necessary from the perspectives of environmental protection and social safety.

4.3.1.1 Obvious Advantages in C Company's Power Battery Recycling Capability

Under the practice of ESG concepts, C Company's layout in the power battery recycling field is ahead of its industry peers. The company's battery recycling business is mainly carried out through Guangdong Bangpu Recycling Technology Co., Ltd. (Bangpu

Recycling). C Company acquired and increased its holdings in Bangpu Recycling in 2013 and 2022 respectively, and now holds 64.80% of Bangpu Recycling's shares. As shown in Table 4-9, C Company began to layout in the power battery recycling industry by acquiring enterprises as early as 2013, while some major peers such as Guoxuan High-Tech, Eve Energy, and Funeng Technology started related business development only in 2021. C Company's early and in-depth layout in the power battery recycling field highly reflects its sense of social responsibility.

Bangpu Recycling, a subsidiary of C Company, is an important part of the company's battery industry ecosystem. They jointly build a battery full-life cycle management system with complementary upstream and downstream resources, relying on an effective recycling network and innovative dismantling technology to efficiently extract reusable metals, non-metals, and polymer materials from battery components. Bangpu Recycling focuses on adopting the company's unique reverse engineering design and directional recycling strategy, integrating recycled raw materials into the original production process, thereby driving the green and sustainable growth of the new energy vehicle industry. With its innovative directional recycling technology, Bangpu Recycling took the lead in solving the industry-wide problem of "waste reduction" in the global waste battery recycling field.

Bangpu Recycling not only has an extensive and comprehensive battery recycling network but also has large-scale processing capabilities. Leveraging C Company's huge advantages in the lithium battery industry chain, especially the utilization of in-process waste, Bangpu Recycling's recycling and reproduction capacity has reached 120,000 tons/year, maintaining high operational efficiency, with lithium recycling reaching about

10,000 tons LCE, making it currently the largest power battery recycling company in China. Bangpu Recycling has joined hands with upstream and downstream enterprises in the power battery industry chain to build 221 battery recycling outlets together with battery factories, vehicle dismantling factories, vehicle manufacturers, operators, distributors, and echelon comprehensive utilization enterprises. The company covers the property rights transfer throughout the battery life cycle, enabling traceability of waste power battery transfer, and its comprehensive recycling ratio of waste batteries in the country reaches 50.40%. In addition to the 120,000 tons of capacity already built, C Company announced in October 2021 and January 2023 that it would invest 32 billion yuan and 23.8 billion yuan in Yichang, Hubei, and Foshan, Guangdong, respectively, to build Bangpu battery recycling integration projects with 300,000 tons and 500,000 tons of capacity. At the same time, C Company is also planning battery recycling and disposal projects in Liyang, Jiangsu, and Europe. Bangpu Recycling's battery recycling and disposal capacity has been laid out at the 1 million tons level.

Bangpu Recycling, a subsidiary of C Company, has obvious advantages in recycling and processing capabilities and has become a major participant in formulating and revising industry standards for power battery recycling. Bangpu Recycling has established a recycling network covering the entire battery life cycle. In 2023, it conducted more than 100,000 waste battery recycling operations, successfully reusing 13,000 tons of lithium carbonate, with a comprehensive recycling ratio of waste batteries in the country as high as 50.40%. As shown in Table 4-10, the total recovery rate of nickel, cobalt, and manganese metal materials of the company reaches over 99.6%, surpassing major

companies in the recycling industry. By the end of 2023, Bangpu Recycling had applied for 4,527 patents related to battery recycling, new materials, and mineral resources at home and abroad, including 1,246 Chinese invention patents, 684 Chinese utility model patents, and 591 foreign patents. In the field of standard formulation, Bangpu Recycling has participated in formulating and revising 369 standards related to waste power battery recycling and battery materials, including 92 national standards and 193 industry standards, with 259 standards issued, and took the lead in formulating the first 5 national standards for new energy vehicle power battery recycling.

4.3.1.2 Layout in Power Battery Recycling is Conducive to Supporting C Company's Development

With the continuous improvement of new energy vehicle penetration, the installed capacity of power batteries has increased year by year, and power batteries will enter a large-scale retirement stage. As shown in Figure 4-3, according to the data in "White Paper on the Development of China's Waste Lithium-ion Battery Recycling, Dismantling and Echelon Utilization Industry (2023)", it is predicted that the theoretical recycling volume of waste lithium-ion batteries in China will reach 2.312 million tons in 2026. China's power battery recycling market will develop rapidly, and Bangpu Recycling, as a leading enterprise in the power battery recycling industry, is expected to grow rapidly in this fast-developing market, which will contribute to C Company's market share in power battery recycling and its financial performance.

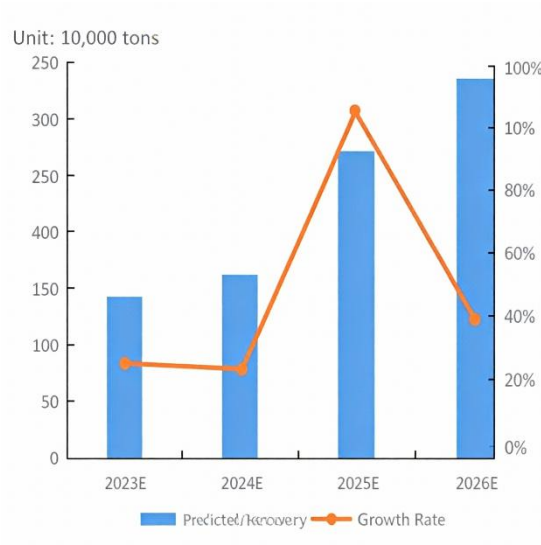


Figure 4-3 Forecast of Recycling Volume of Chinese Waste Power Batteries (2023-2026)

Against the backdrop of the rapid growth in the number of retired power batteries in recent years, Bangpu Recycling has achieved rapid development. As shown in Figure 4-4, the company's operating revenues from 2020 to 2022 reached 15.635 billion yuan, 21.264 billion yuan, and 46.999 billion yuan respectively, which constitute an important part of C Company's operating revenue. During its rapid development, Bangpu Recycling ranked 33rd in the 2022 List of Operating Revenues of Non-ferrous Metal Enterprises and 17th in the 2022 Foshan Top 100 Enterprises.

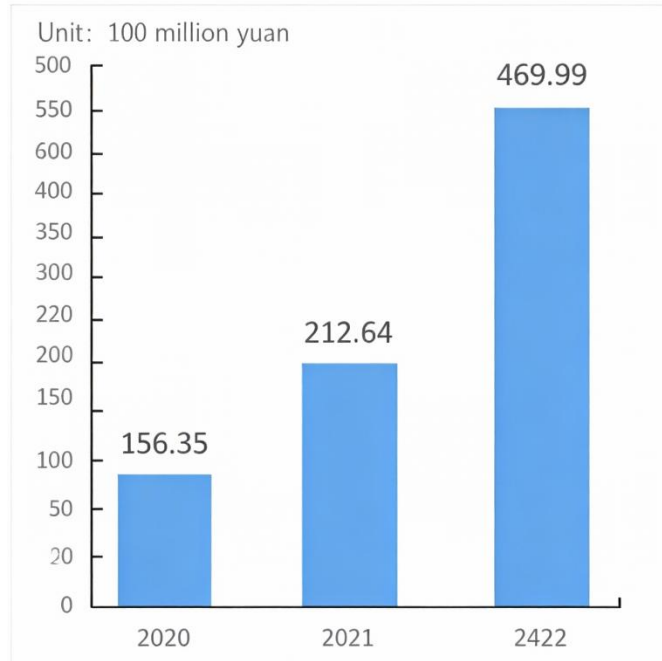


Figure 4-4 Operating Revenue Performance of Bangpu Recycling (2020-2022)

4.3.2 Conducive to the Company's Overseas Operations

In recent years, Company C has been conducting its business activities under continuous ESG practices. The company has taken a leading position in the power battery industry in terms of carbon emission accounting, carbon emissions per unit product, application of battery recycling materials, and requirements for suppliers' sustainable development. In August 2023, the EU's "Regulation on Batteries and Waste Batteries" formally came into effect. Against this policy background, China's power batteries are facing stricter and higher access thresholds and regulatory requirements. Company C's previous active ESG practices, as well as the high quantitative indicators and information transparency in its disclosed ESG reports, have provided strong support and guarantee for the enterprise in responding to regulatory changes and continuously exploring the international market.

4.3.2.1 Meeting the Requirements of the "EU Regulation on Batteries and Waste Batteries"

Major foreign countries and regions have introduced a number of policies and regulations from the perspective of reducing carbon emissions and promoting efficient resource recycling, aiming to protect local automobile enterprises and reshape the advantages of the automobile and power battery industries. As shown in Figure 4-5, in 2019, the EU proposed the "European Green Deal" with the goal of building a low-carbon and sustainable economic system in an all-round way. On December 10, 2020, under the framework of the "European Green Deal", the European Commission put forward the "Regulation on Batteries and Waste Batteries", which set strict access requirements for new energy vehicle power batteries in terms of carbon footprint, material recycling, and information management. On July 28, 2023, the European Commission officially published the "Regulation on Batteries and Waste Batteries" (EU) 2023/1542 in the "Official Journal of the European Union". The regulation formally came into effect on August 17, 2023, replacing the "EU Battery Directive" implemented since 2006.

To maintain the competitiveness of their local automobile industries and promote the innovation and development of the automobile and related battery industries, many overseas countries and regions have successively implemented a series of policy measures aimed at reducing carbon emissions and promoting efficient resource recycling from the perspective of environmental protection and resource efficiency improvement. Specifically, as shown in Figure 4-6, in 2019, the EU strongly launched the significant proposal of the "European Green Deal", whose core goal is to comprehensively build an environmental-friendly, low-carbon, and sustainable economic framework. On December

10, 2020, following the introduction of the "European Green Deal", the European Commission formulated the "Regulation on Batteries and Waste Batteries", which emphasizes the carbon emission control, resource recycling, and detailed information management standards for power batteries used in new energy vehicles. After nearly three years of revision, the "EU Regulation on Batteries and Waste Batteries" (EU) 2023/1542 was officially published in the "Official Journal of the European Union" on July 28, 2023. On August 17, 2023, this new battery management regulation was formally implemented, strongly replacing the "Battery Directive" that had been in effect within the EU since 2006.

The "EU Regulation on Batteries and Waste Batteries Management" consists of three chapters, 96 articles, and 15 additional documents, with a total of 143 strict provisions. The regulation emphasizes strict standards for batteries in terms of sustainability, safety, and standardization, with special attention to the fulfillment of green responsibilities throughout the entire production and circulation process. The new regulation mandates that battery manufacturers implement a comprehensive carbon emission tracking system, introduce digital product identification, and improve waste management standards. It clearly stipulates that economic actors must fulfill strict due diligence obligations in the process of putting batteries on the market or putting them into use. The new regulations introduce the concept of a "battery passport", emphasizing the hierarchical disclosure of battery information, whose core purpose is to strengthen the clear presentation of environmental protection standards.

In terms of carbon footprint, the total amount of greenhouse gas emissions from batteries throughout their life cycle is quantified into clear values, usually measured in carbon

dioxide equivalents. According to EU regulations, all manufacturers of power batteries sold within the EU and used in new energy vehicles must submit detailed carbon emission reports by February 2025, which should include battery carbon footprint data and basic information of the manufacturers. The European Commission will subsequently formulate regulatory standards for carbon emission efficiency based on the actually submitted data, divide clear performance grades, and set upper limits on the carbon footprint of batteries throughout their life cycle. All power battery manufacturers must submit detailed technical documents to prove that the carbon footprint of their products is below the legal threshold set by the EU; otherwise, such batteries will face a sales ban in the EU market.

In terms of material recycling and material recycling rates, the regulation requires that the recycling rates of four metal materials, namely cobalt, copper, lead, and nickel, need to reach 90% by the end of 2027, while the recycling rate of lithium is set to reach 50%. To improve the material recycling rate, the regulation mandates that starting from August 2031, power battery manufacturers must incorporate a specified amount of recycled cobalt, lead, lithium, and nickel materials in the production of new battery products.

The European market is one of the important regions for the sales of China's power battery enterprises. However, the strict constraints of the newly implemented "Regulation on Batteries and Waste Batteries" in the EU will have a direct impact on China's exports of power batteries and new energy vehicle complete vehicles. At present, the number of enterprises in China's power battery industry that publicly disclose carbon footprint reports and are deeply involved in battery recycling and metal material recycling is relatively small.

Company C began to continuously layout in the field of power battery and metal material recycling in 2013 and has been continuously promoting ESG management for the company and its suppliers since 2021. Currently, the company takes a leading position in the industry in terms of carbon footprint disclosure and application of metal materials. Facing stricter access thresholds and regulatory requirements in the EU, Company C can more easily meet industry regulatory requirements to achieve market access conditions, which helps the company successfully develop European customers.

4.3.2.2 Rapid Expansion of the Company's Overseas Market

Company C continues to maintain a leading position in the global market, and its outstanding low-carbon and environmental-friendly production as well as excellent product safety performance have provided important help for the company to expand cooperation. As shown in Table 4-12, especially since the introduction of European environmental protection policies in 2020, Company C has taken advantage of its outstanding advantages in environmental-friendly production to seize opportunities and effectively promoted the process of expanding cooperation with overseas customers. In recent years, the company has carried out all-round cooperation with overseas automobile enterprises such as Volkswagen, Jaguar Land Rover, BMW, Mercedes-Benz, and Tesla. The joint development with overseas customers has provided important support for the rapid growth of Company C's overseas revenue from 2020 to 2022.

In the distribution of overseas markets, the European market is an important part. Benefiting from the company's extensive cooperation with European automobile enterprises since 2018 or even earlier, in recent years, the company has further deeply bonded with European automobile enterprises and built local supply capacity in Europe.

In addition to the German factory that is already in production, the Hungarian factory with a production capacity of 100GWh obtained the local government's construction permit at the beginning of 2023. The company has significantly increased its overseas production capacity to ensure the smooth development of overseas business.

Company C has actively expanded its business globally. As shown in Figure 4-6, Company C's overseas operating revenue has rapidly increased from 788 million yuan in 2018 to 76.923 billion yuan in 2022, and the proportion of overseas operating revenue in the total revenue has increased from 2.66% to 23.41% in 2022. Relying on its outstanding product safety performance and excellent ESG performance in carbon emissions and battery recycling, the company has effectively expanded overseas customers, achieved smooth progress in overseas markets, and gained first-mover advantages. Overseas business has made an important contribution to the growth of the company's operating revenue.

4.4 Alleviating Financing Constraints

According to the reputation theory and information asymmetry theory, in the process of actively carrying out ESG practices and continuously optimizing ESG information disclosure, Company C is not only conducive to minimizing the information asymmetry between the company and capital providers but also helps to convey to the outside world that the enterprise has excellent corporate governance capabilities and good development potential. This has improved Company C's own reputation, shaped a good image, and helped investors better evaluate the company's risks, thus obtaining more financial support from investors and lending institutions. This paper analyzes from two aspects: broadening financing channels and reducing the level of financing constraints.

4.4.1 Broadening Financing Channels

4.4.1.1 Commercial Credit

Commercial credit refers to the behavior of enterprises occupying funds of other enterprises through delayed payment for goods in the process of trading goods and services. Commercial credit can become an important short-term alternative financing method for Company C, which can effectively alleviate the company's financing constraints, improve the efficiency of capital allocation, and play an important role in the company's production and operation. With the optimization of the content and mechanism of Company C's ESG information disclosure, suppliers and customers have obviously perceived the continuous improvement of Company C's ESG performance. In the process of ESG practice, Company C has also strengthened the market competitiveness of its products, improved corporate reputation, reduced the level of information asymmetry between enterprises by disclosing more financial and ESG information, thus enhancing the company's information transparency, and strengthened external supervision, all of which have effectively maintained the cooperative relationship between Company C and its suppliers and customers, making it easier to obtain commercial credit financing from suppliers and customers. The provision of commercial credit is also closely related to the company's credit level and its position in the supply chain.

Drawing on the research of Lu Zhengfei and Yang Deming (2011), this paper uses the ratio of the sum of accounts payable, notes payable, advances from customers, and contract liabilities to total assets to measure the level of corporate commercial credit financing. As shown in Table 4-13, Company C's commercial credit financing level has

rapidly increased from 26.75% in 2018 to 40.47% in 2022, showing an overall upward trend, with the notes payable item in commercial credit financing increasing at a relatively fast speed. This means that in recent years, Company C has been able to obtain support from suppliers at a low cost due to its excellent performance in supply chain status, product competitiveness, and good credit.

However, the other three comparable companies in the same industry show a stable or slightly upward trend in commercial credit financing level. In terms of commercial credit financing level, Company C's ESG performance and supply chain status show obvious advantages. The specific situation of commercial credit financing is shown .

Chapter 5 The Impact of C Company's ESG Practices on Corporate Performance

5.1 The Impact of ESG Practices on Corporate Non-Financial Performance

5.1.1 Expanding Market Share

In recent years, C Company has attached great importance to and increased investment in product quality and service levels. Benefiting from advantages such as leading product technology, high safety, and a good corporate reputation in the industry, C Company's share in the global power battery market has shown a continuous upward trend, highlighting the company's strong development capability. As shown in Table 5-1, C Company's market share continued to increase from 2018 to 2022, reaching 37.0% in the global market in 2022, and the gap in market share with major overseas competitors LG Energy Solution and Panasonic has widened significantly.

The significant increase in C Company's market share is highly related to its active ESG practices. In the process of actively carrying out ESG practices, the company attaches

great importance to product performance and safety. Battery products represented by Kirin Battery and Shenxing Battery lead the industry in terms of endurance and cycle life. In recent years, there have been few negative incidents of new energy vehicle accidents caused by power battery defects, and the proportion of product recalls involved is low, which all provide support for improving the company's own reputation and attracting customers to carry out cooperation.

5.1.2 Enhancing Brand Value

C Company's active ESG practices have effectively enhanced its brand value and established a good image in the power battery market. In 2022, C Company was awarded the title of "Top 10 National Brands of Light at the China Brand Power Ceremony" issued by China Central Television (CCTV). This is the recognition of C Company's brand value by official organizations represented by CCTV, affirming that C Company, with its burgeoning innovation, has led domestic brands to emerge prominently in the high-tech field and expanded new areas for Chinese brands.

In the 2023 China's Top 500 Brand Value Report released by Brand Finance, a world-leading brand valuation company, C Company ranked 30th, following Huawei and TSMC, and was the third in the technology field. Both domestic official organizations and international well-known brand institutions have highly recognized the improvement of C Company's brand value.

Further analysis shows that the outstanding performance of C Company in ESG practices in enhancing brand value is mainly reflected in the following two aspects in the consumer market: First, in the terminal field of new energy vehicles, C Company's Kirin Battery and Shenxing power battery products are widely used in mid-to-high-end models,

demonstrating the recognition of new energy vehicle enterprises for C Company's high-quality products and providing strong support for C Company's high brand value. C Company's battery products help customers such as Li Auto, Zeekr, NIO, AITO, and BMW create competitive products. According to statistics from Fujian Daily, in 2023, C Company's market share in the domestic mid-to-high-end market of new energy vehicles priced above 300,000 RMB exceeded 60%, making it the main choice for high-end new energy vehicle models, which effectively indicates the recognition of the company's battery quality and after-sales service. Second, C Company's products have a high premium in the market, with an average unit price about 20% higher than the industry average, which reflects that automobile manufacturers recognize and trust its products and are willing to pay a higher unit price to purchase them, fully reflecting the competitiveness and brand value of C Company's brand.

5.1.3 Improving Innovation Capability

In the process of actively carrying out ESG practices, C Company places product quality and consumer rights and interests in an important position. As the core component of new energy vehicles, the safety performance of power batteries is directly related to the safety of consumers' lives and property. Therefore, C Company pays special attention to the research and development of safety performance in its ESG practices. The enterprise has continuously increased R&D investment in terms of R&D funds, R&D personnel, and R&D systems, which has effectively improved C Company's innovation capability in the process of ESG practices.

In the power battery industry, C Company has an absolutely leading number of patents. C Company continues to promote the research and design of core technologies in battery

materials, cells, battery modules, etc. As shown in Figure 5-1, the number of R&D patents of C Company and its subsidiaries has shown a rapid upward trend in the past five years. By 2022, it had a total of 6,583 patents, including 5,518 domestic patents and 1,065 overseas patents, and a total of 10,054 patents were under application. C Company continues to apply for patents and other intellectual property rights at home and abroad, aiming to continuously improve its leading technical position in the power battery industry.

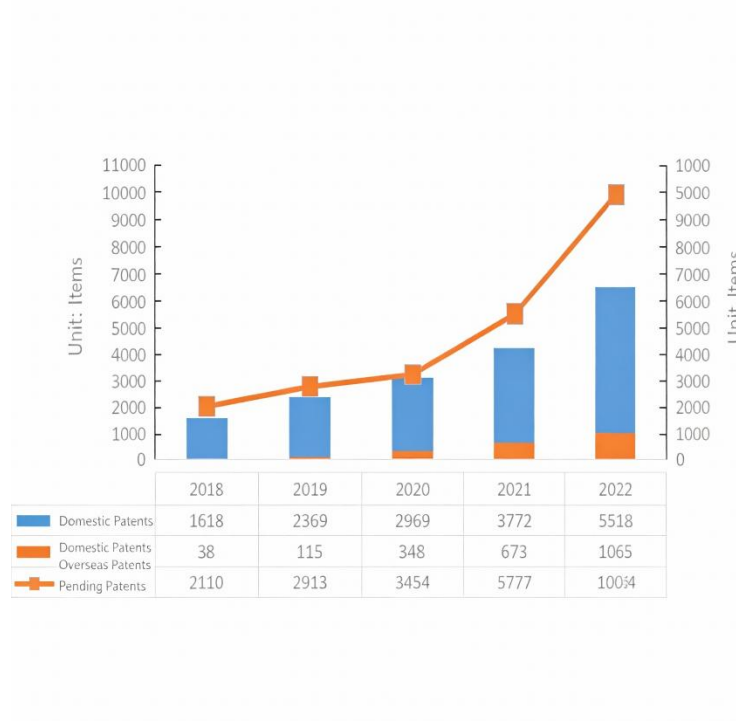


Figure 5-1 Comparison of Total

5.2 Impact of ESG Practices on Corporate Financial Performance

5.2.1 Improvement in Development Capability

From 2018 to 2022, both the total asset growth rate and operating income growth rate of Company C generally showed a trend of rapid increase, indicating a significant

improvement in its development capability. Moreover, Company C's growth rate has demonstrated obvious advantages compared with peer companies in the power battery industry.

The total asset growth rate refers to the ratio of the annual increase in total assets to the total assets at the beginning of the year, which can reflect a company's ability to expand its scale as well as its growth speed and potential. As shown in Figure 5-2, from a vertical perspective within Company C, its total asset growth rate maintained an upward trend from 2019 to 2022, rising from 37.18% in 2019 to 95.33% in 2022. Since establishing the Sustainability Committee in 2019, Company C has actively conducted ESG practices. Its ESG performance continued to improve from 2020 to 2022, with continuous enhancements in product competitiveness and brand reputation, providing a solid foundation for the company's rapid expansion.

From a horizontal comparison, Company C's total asset growth rate has distinct advantages over the industry average, with a consistent trend from 2020 to 2022. After being impacted by the COVID-19 pandemic in 2020, companies in the industry showed varying degrees of decline, but the average remained relatively stable. In contrast, Company C rose rapidly against the trend in 2020, and the gap in total asset growth rate with industry companies further widened in 2021. In summary, active ESG practices have, to a certain extent, enabled Company C to maintain rapid development even when the market was significantly impacted, and to exhibit better expansion capabilities amid the rapid development of the industry market.

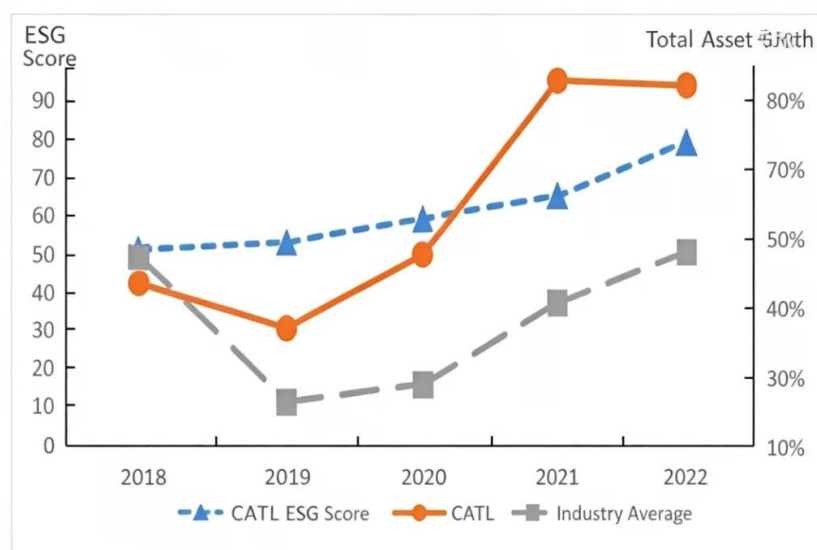


Figure 5-2 Comparison of Total Asset Growth Rate Between Company C and the Power Battery Industry

The operating income growth rate refers to the ratio of the annual increase in operating income to the operating income of the previous year. As an important indicator for measuring a company's development capability, it can reflect the company's market competitiveness and growth potential. As shown in Figure 5-3, from a vertical perspective within Company C, its operating income was 29.611 billion yuan in 2018, but saw a significant downward trend in 2020 due to the impact of factors such as the COVID-19 pandemic. Against the backdrop of the rapid growth in new energy vehicle sales in 2021, the company's operating income grew rapidly, with year-on-year growth rates reaching 159.06% and 152.07% in 2021 and 2022 respectively, and the operating income increased to 328.594 billion yuan in 2022. In horizontal comparison with the industry average, Company C has obvious advantages in terms of operating income growth rate. With active ESG practices in recent years, the company's products have

gained higher favor from customers, providing a solid market foundation for the growth of its operating income.

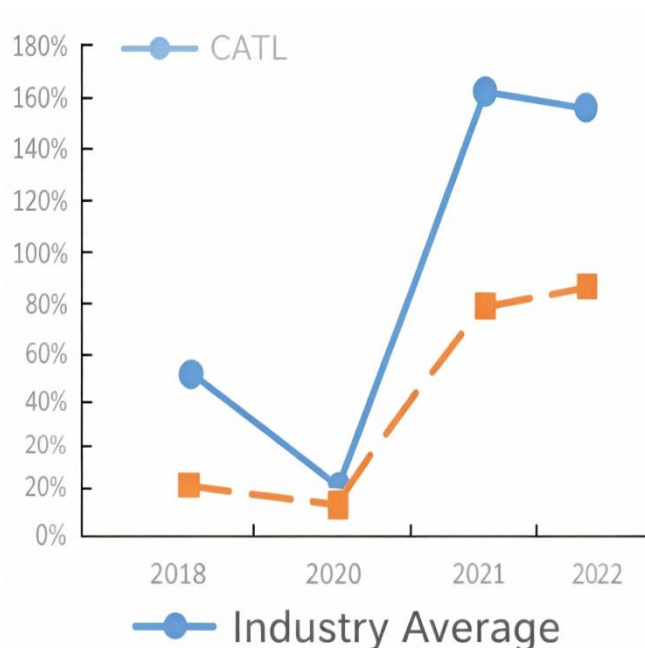


Figure 5-3 Comparison of Operating Revenue Growth Rate Between Company C and Companies in the Power Battery Industry

Further analysis of Company C's operating income structure reveals that, in addition to the rapid development of its power battery business, its energy storage business, as well as battery recycling and material business, have also contributed to the growth of its operating income. Apart from actively developing the power battery business, Company C also actively responds to national development plans and vigorously develops the energy storage business. In the process of actively carrying out ESG practices, the energy storage business is also an important development area for Company C, because energy storage products can store surplus electricity, address the issues of energy supply waste and instability, which helps improve energy utilization efficiency. Furthermore, they can

promote the use of renewable energy, reduce reliance on traditional fossil energy, lower carbon emissions, and drive green social development. Company C's energy storage business has grown from 189 million yuan in 2018 (accounting for 0.64% of the company's operating income) to 44.98 billion yuan in 2022, accounting for 13.69% of the company's operating income, thus becoming the second largest contributor to the rapid growth of Company C's operating income.

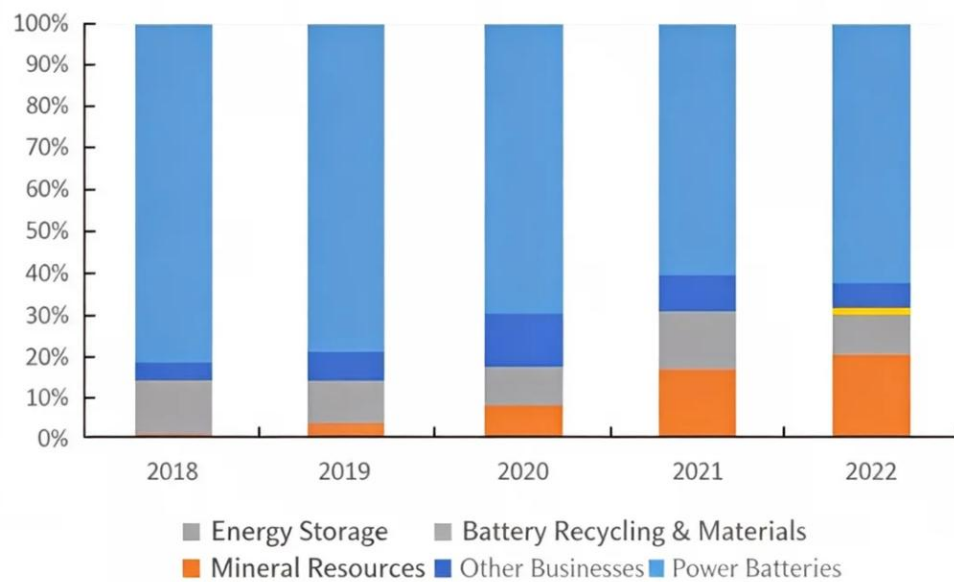


Figure 5-4 Composition and Distribution of Company C's Operating Revenue

In Chapter 4 of this paper, the key role of Company C's power battery recycling and reuse business in its active ESG practices has been analyzed. The revenue from Company C's battery recycling and reuse business ranks as the third contributor to the growth of its operating income, growing rapidly from 3.861 billion yuan in 2018 to 26.032 billion yuan in 2022. In summary, during the process of actively conducting ESG management, Company C has not only effectively improved its ESG performance but also provided

indispensable support in creating unique competitive advantages for complying with industry-related regulations and directly generating revenue through recycling business.

5.2.2 Improvement in Profitability

Profitability, which measures an enterprise's ability to obtain economic benefits, is a goal of common concern to all internal and external stakeholders. According to the ESG reports released by Company C over the years, the company actively implements the green and low-carbon development strategy advocated by the state and complies with domestic and international management regulations in the battery industry. It has invested significant resources especially in environmental protection, fulfillment of corporate responsibilities, and optimization of corporate governance systems. These include measures such as strengthening technological research and development and promoting the implementation of green supply chains. Although resources have been invested in optimizing information updates and improving user experience, the direct impact on the company's short-term financial performance still requires in-depth exploration. Therefore, this study adopts Return on Equity (ROE) as a key indicator to conduct in-depth vertical and horizontal analysis of Company C's profitability. The core issue we focus on is: under the general trend of the country advocating green and low-carbon transformation and pursuing high-quality economic development, what specific impact does Company C's excellent ESG performance have on its profit level? In addition, as a leader in ESG ratings in China's power battery industry, we aim to examine whether Company C's relative advantages in profitability compared with its peers have been demonstrated.

5.2.2.1 Overall Upward Trend in Profitability

Benefiting from the rapid growth in new energy vehicle sales, Company C's power battery sales volume increased significantly from 2018 to 2022. Its net profit grew rapidly from 4.205 billion yuan in 2018 to 36.673 billion yuan in 2022, and the gap in profit level with major peer companies in the industry continued to widen.

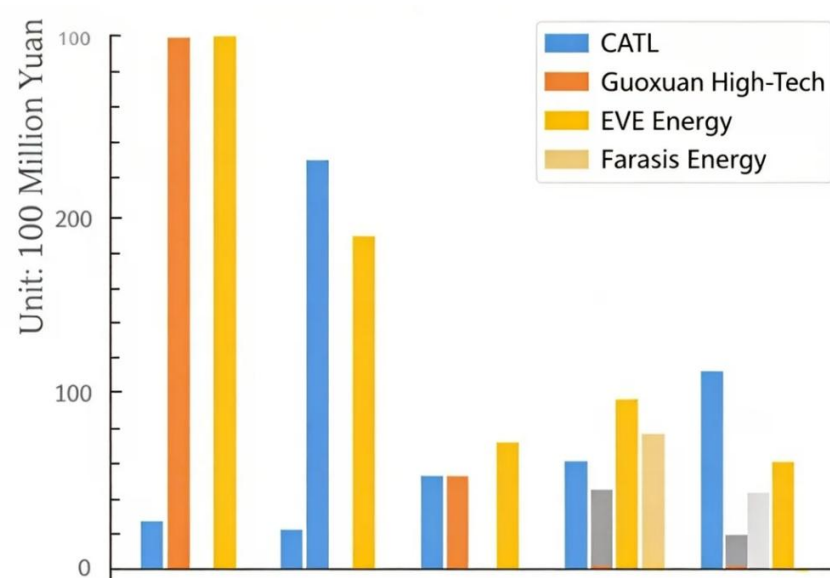


Figure 5-5 Comparison of Net Profit Data Between Company C and Industry Comparable Companies

In terms of Return on Equity (ROE), as shown in Table 5-6, Company C's ROE rose rapidly from 10.28% in 2018 to 18.68% in 2022, showing an overall upward trend with an increase of 8.30 percentage points. Company C's ROE experienced a brief decline in 2020, mainly due to the impact of the COVID-19 pandemic and fluctuations in the new energy vehicle market, which led to a significant drop in the installed capacity of new energy vehicles and thus affected the company's profit level. However, in 2021 and 2022, Company C's ROE rebounded rapidly and stabilized at around 18%, far exceeding that of other peer companies in the industry.

From 2018 to 2022, the average ROE of the power battery industry showed a stable trend with a slight decline. For example, the ROE of major peer companies in the industry, such as Guoxuan High-Tech, EVE Energy, and Farasis Energy, decreased by 5.48%, 4.48%, and 6.53% respectively, which fully reflects the overall situation of the industry. Company C's ROE trend is significantly different from that of its industry competitors, showing a much stronger profitability.

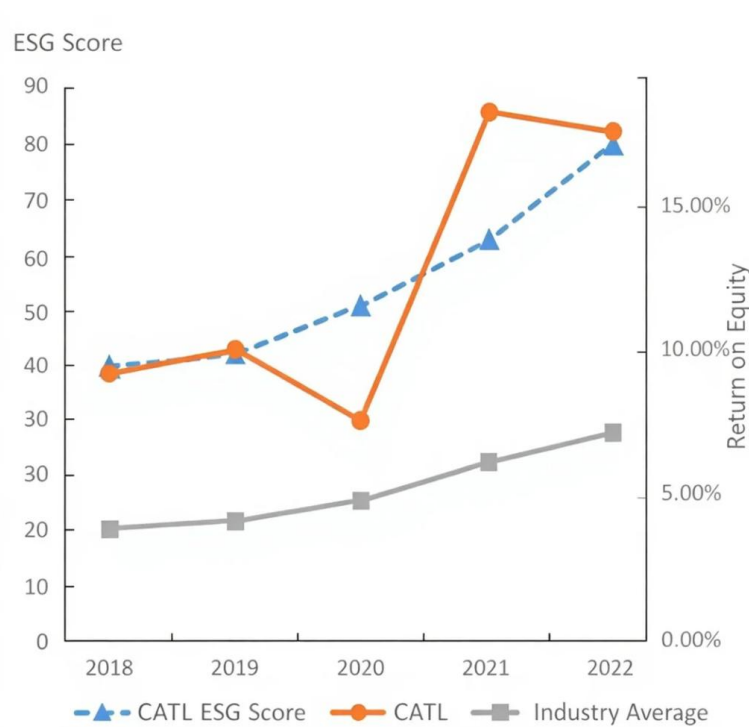


Figure 5-6 Comparison of Return on Equity (ROE) Between Company C and the Power Battery Industry

From 2020 to 2022, Company C obtained large amounts of financing through means such as private placements to carry out large-scale investment and construction, covering the entire industrial chain in investment areas and effectively integrating the industrial chain. Guided by the ESG concept, Company C has created products with better quality, higher

technical level, and greater safety. The technical and brand premium of its products is also becoming prominent, and the company's revenue has continued to grow under the influence of multiple factors. During the same period, Company C also actively improved its ability to control expenses and costs, and under the scale effect brought by the integration of the industrial chain, its operating costs were effectively controlled, thereby effectively increasing net profit and profitability.

The average net profit margin on sales of listed companies in the power battery industry showed a downward trend in 2019 and 2020, for three reasons: First, in the field of mineral resources at the source of the power battery industrial chain, capacity expansion failed to keep up with the sharply rising market demand. Given that the industry involves cumbersome production links, including exploration, mining, refining, and fine processing, the expansion speed of raw materials is significantly restricted. This imbalance between supply and demand directly pushed up the prices of raw materials required for power batteries, thereby increasing the pressure on procurement costs in the industry.

Second, the global COVID-19 pandemic in 2020 severely affected the transportation of minerals such as lithium and nickel needed by the power battery industry due to changes in international trade and entry-exit policies, which further exacerbated the shortage of raw materials in the domestic market. Third, the supply-demand relationship in the power battery industry has changed.

To further clarify whether corporate ESG practice performance is related to corporate profitability, this paper analyzes the relationship between ESG performance and ROE in China's battery industry, exploring whether there is a correlation between ESG practice

performance and profitability of listed battery companies. Due to the relatively small number of listed companies in the power battery industry, this paper expands the research sample to 92 battery enterprises in the Shenwan Hongyuan Secondary Industry. For ESG practice performance, it refers to the ESG rating results of ZhiDing Institution, dividing corporate ESG ratings into three levels: [A, AAA], [B, BBB], and [C, CCC], and calculates and compares the average ROE of enterprises in these three levels.

The calculation shows that the average ROE of enterprises with ESG ratings in the [A, AAA] segment remained stably higher than that of enterprises in the [B, BBB] and [C, CCC] segments from 2018 to 2022, indicating that there is a certain positive correlation between ESG practice performance and profitability of China's listed battery companies. First, this is mainly because companies actively carrying out ESG practices have better performance in product competitiveness and brand image, which can help enterprises maintain stable customer cooperative relationships and steady revenue growth to a certain extent. Second, companies actively engaged in ESG practices can improve production efficiency and reduce cost losses, providing assistance in expense control and cost control. Especially between 2021 and 2022, the prices of major raw materials for battery enterprises, such as lithium carbonate, rose rapidly and supply capacity was insufficient, which quickly pushed up the operating costs of batteries and squeezed the profit margins of battery enterprises. Finally, enterprises with poor ESG practice performance pay insufficient attention to product performance and safety, and may face higher costs incurred due to product recalls caused by battery defects.

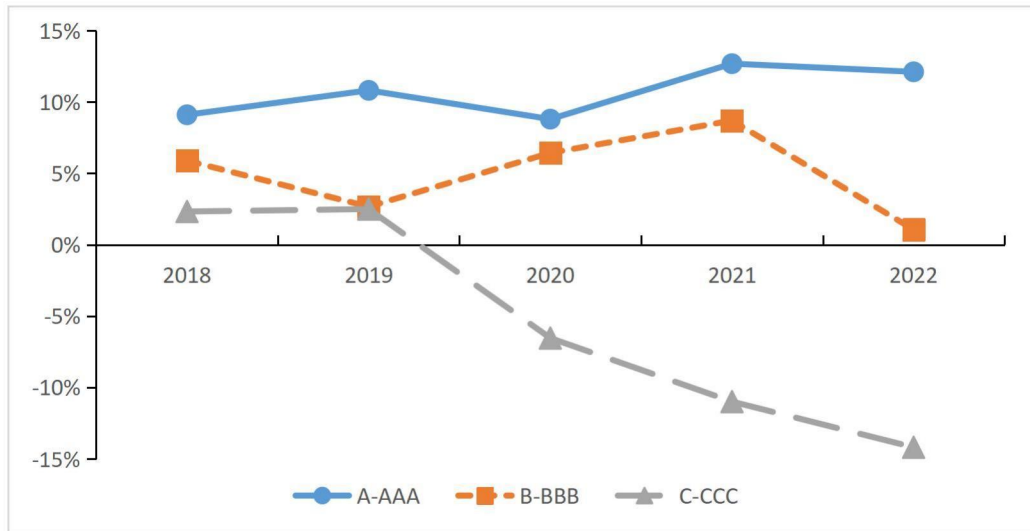


Figure 5-7 Comparison of Average Return on Equity (ROE) Among Enterprises in Different ESG Rating Segments

The continuous improvement in Company C's profitability is mainly due to the continuous enhancement of its expense control capability and the scale effect brought by the expansion of terminal demand, which have continuously boosted the company's profitability. From 2018 to 2022, Company C's expense ratio showed an overall downward trend, decreasing from 15.81% in 2018 to 9.37% in 2022, with a decrease of 6.44 percentage points. As shown in Figure 5-7, compared with three peer companies in the industry, Company C's period expense ratio is obviously at a low level. In 2019, Company C's period expense ratio was 2.74 percentage points higher than that of Farasis Energy, but in 2020, Company C reduced it by 2.27 percentage points to 13.54%, ranking the lowest among peer companies, and this lowest level of period expense ratio continued until 2022. Although the period expense ratios of Guoxuan High-Tech and EVE Energy also showed an overall downward trend, the two companies still saw increases in 2019 and 2021 respectively, which is different from the continuous decline of Company C's

period expense ratio, highlighting that Company C's expense control level is continuously enhancing and has obvious advantages over peer companies. In 2019, the gaps in period expense ratio between Company C and Guoxuan High-Tech, EVE Energy, and Farasis Energy were 5.27 percentage points, 0.67 percentage points, and -2.74 percentage points respectively. By 2022, the gaps between Company C and the three companies had widened to 7.54 percentage points, 2.37 percentage points, and 5.72 percentage points respectively, with the gap with Farasis Energy expanding relatively significantly.

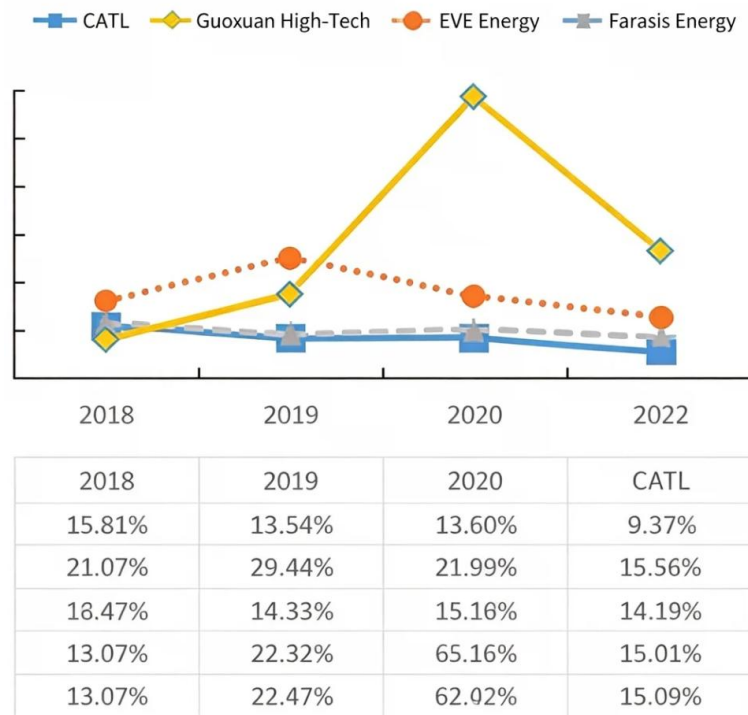


Figure 5-8 Comparison of Period Expense Rate Between Company C and Industry
Comparable Companies

The selling expense ratio and administrative expense ratio can provide insights into the cost-effectiveness of a company's product promotion and management activities in its operations, and more effectively reflect the company's level of expense control and

management efficiency improvement. The R&D expense ratio and financial expense ratio are greatly affected by factors such as the company's future business strategies. Therefore, this paper will further extract and analyze the selling expense ratio and administrative expense ratio of Company C and its industry peers.

In 2018, the combined selling expense ratio and administrative expense ratio of Company C was at a relatively high level. However, the company continuously improved its refined management and adjusted its marketing strategy to enhance expense control, reducing the combined ratio of these two expenses by 4.53 percentage points, which is significantly lower than that of industry peers. Company C has obvious advantages in administrative expense ratio, benefiting from the continuous improvement of management efficiency under the guidance of ESG concepts. However, its selling expense ratio is still relatively high compared with industry peers.

Company C's period expense ratio has been consistently lower than that of peer enterprises, demonstrating excellent expense control capabilities. Further analysis of the reasons for the decrease in Company C's period expense ratio reveals that the reduction in its administrative expense ratio has played a major role. The period expense ratio of the company in 2022 decreased by 6.44 percentage points compared with that in 2018, while its administrative expense ratio decreased year by year from 5.37% in 2018 to 2.12% in 2022, a decrease of 3.25 percentage points, contributing 50.45% to the decline in the period expense ratio.

The company's R&D expense ratio showed an overall downward trend, decreasing by 2.00 percentage points in 2022 compared with 2018, but increased in 2020. This is because the growth rate of the company's operating income slowed down that year, while

continuous investment in R&D led to an increase in the ratio. Company C's selling expense ratio also decreased to varying degrees. Its financial expense ratio remained below 0 from 2018 to 2022, as the company's monetary interest income was higher than its interest expense. This is due to the company's diversified financing methods and sufficient monetary funds. Company C completed its IPO listing in 2018 and conducted large-scale private placements in 2020 and 2022, obtaining equity financing totaling 70.142 billion yuan, which provided sufficient monetary funds for the company.

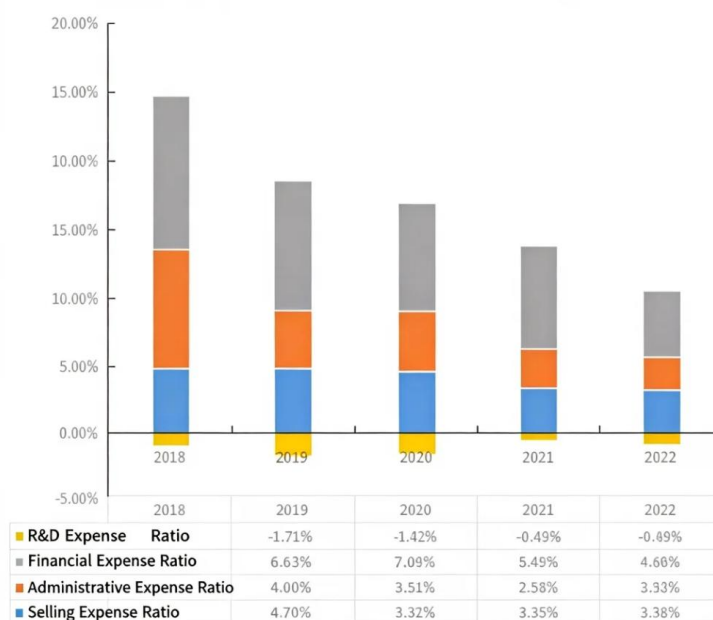


Figure 5-9 Structure of Company C's Period Expense Rate

5.2.2.3 Optimization of Cost Control Capabilities

Since the establishment of the Sustainability Development Committee in 2019, Company C has integrated ESG concepts into its operations and management, taking solid ESG management as the method and path to achieve sustainable development goals. To comprehensively ensure effective cost and expense control in the promotion of various

subsidiaries and business segments, the ESG Council has set up base working groups and group working groups. To strengthen and incentivize sustainable development practices, the company has closely linked ESG performance standards with key performance indicators (KPIs) of various departments. A strategic evaluation weight system has been implemented, with performance evaluations strictly based on annual assessment results, and corresponding reward or punishment mechanisms applied accordingly. Guided by ESG concepts, Company C has demonstrated strong cost management optimization capabilities.

Company C's profitability is not only influenced by high product added value and strong expense control but also relies on its outstanding cost control capabilities. The lean cost management model emphasizes deepening connections with customers, focusing on enhancing customer value, implementing refined management and coordination of key factors such as costs and sales in business processes, and optimizing resource allocation. This strategy involves establishing stable partnerships with upstream and downstream supply chain partners, including effective collaboration with suppliers and in-depth binding with customers, to integrate the industrial chain, improve operational efficiency, and reduce product production costs. Such practices strengthen the company's market competitiveness, optimize resource utilization, and drive sustainable and healthy development.

Unit product cost is regarded as a key indicator for evaluating the efficiency of a company's production management, directly reflecting the effectiveness and quality standards of lean cost management practices. Refer to Table 5-6, which shows that the sales volume of Company C's power batteries grew significantly from 2018 to 2022.

However, the unit operating cost and material cost of its power batteries generally showed a downward trend. In 2022, affected by factors such as a sharp rise in upstream raw material prices and a decline in the company's capacity utilization, the unit operating cost and unit material cost increased. Nevertheless, Company C's excellent cost control capabilities provided a buffer for improving its profit level. In the power battery industry, direct materials account for the highest proportion of costs—approximately 80% of the cost of Company C's power battery products comes from direct materials. Over the years, Company C has reduced product costs by continuously managing raw material price risks, improving resource utilization, and upgrading production processes.

In terms of managing raw material price risks, Company C mainly adopts two approaches:

First, optimizing supplier relationship management and procurement processes. From procurement personnel and the initiation of procurement activities to supplier selection and evaluation, and finally to payment, Company C implements a detailed and integrated management process. In the 2022 internal control review, the company revised procurement authorities and responsibility divisions for past procurement practices, clarifying and refining them to strengthen responsibility boundaries at all levels and optimize business data protection measures. Rigorous risk prevention and control are implemented from three aspects: positions, responsibilities, and authorities. Meanwhile, the company has implemented a comprehensive supplier management strategy, adopting flexible procurement policies tailored to its diversified production bases, product lines, and business models. With upgraded supplier resource management systems, bidding platforms, electronic procurement platforms, and order, warehousing acceptance, and payment management systems, the company has established strict supplier access

standards, including designated cooperation, full-process monitoring, regular evaluation, and exit mechanisms. Additionally, it has built a continuous audit system oriented toward environmental protection and social responsibility, effectively enhancing the effectiveness of supply chain risk management.

Second, integrating upstream resources in the industrial chain. By signing long-term agreements and supply guarantee agreements with suppliers to lock in high-quality upstream production capacity, and through various means such as self-construction, equity participation, joint ventures, and acquisitions, the company participates in the investment, construction, or operation of battery mineral resources (such as lithium, nickel, cobalt, phosphorus) and related products.

In improving resource utilization, Company C mainly relies on digital and intelligent full-chain production management, focusing on three aspects: "smart management," "extreme manufacturing," and "material recycling." In "smart management," the company's independently developed smart management system includes three modules: Building Automation (BA) for factory monitoring, Energy Management System (EMS), and Facility Management (FM). By automatically acquiring and analyzing operational data of factory systems and equipment, and implementing full-lifecycle management of equipment and facilities, it achieves safe, efficient, green, and low-carbon production. Specifically, the EMS enables real-time data monitoring to control, warn, and analyze trends of total energy consumption, various unit consumption metrics, and system energy efficiency, effectively improving resource utilization in factory production. In "extreme manufacturing," the production speed of a single battery reaches 1.7 seconds per unit, with a defect rate as low as one in 100 million. This has increased labor productivity by

75% and reduced energy consumption by over 10%. In "material recycling," the company focuses on power battery recycling and waste closed-loop recycling. Through its subsidiary Bangpu Recycling, it processes metal materials from waste batteries to realize the effective recycling of key metal resources for production. In waste closed-loop recycling, all waste generated during manufacturing is recycled to improve resource utilization.

In upgrading production processes, Company C is committed to continuous innovation and optimization, with a particular focus on in-depth improvement of battery pack structures. By enhancing the efficiency of internal components, it effectively improves the efficiency and resource management of battery production, aiming to reduce production costs and material consumption per unit energy density of batteries. Different from traditional battery pack designs, Company C innovatively adopts advanced CTC (Cell to Chassis) technology, which skips the traditional battery pack assembly process and directly integrates cells into the vehicle body floor design. Benefiting from this simplified manufacturing innovation, labor costs and production expenses per unit energy have been significantly reduced. According to data in Table 5-7, the application of CTC technology not only significantly reduces the overall weight of the battery pack but also cuts the cost of the power battery system by at least 16%—a result that highlights its economic benefits.

5.2.3 Improvement of Operational Capability

5.2.3.1 Improvement in Inventory Turnover

Company C's inventory turnover rate showed a trend of first decreasing and then increasing. After strengthening intelligent production lines and supply chain management

from 2021 to 2022, significant improvements were seen in inventory turnover. Although its inventory turnover rate remained lower than that of EVE Energy during 2019, the gap narrowed, and it maintained obvious advantages over GOTION High-Tech and Farasis Energy in inventory turnover.

From 2018 to 2020, Company C faced significant shipment pressures, mainly due to three reasons: First, as Company C accelerated its strategic expansion to capture power battery market share, its business scale expanded rapidly, but production capacity failed to release in a timely manner, leading to a sharp increase in inventories such as lithium battery materials and finished batteries. Second, since 2017, government subsidies have continued to decline, resulting in a slowdown in new energy vehicle sales, which transmitted to the power battery industry. Third, the entry of foreign enterprises represented by LG Energy Solution intensified competition in China's power battery market, increasing the difficulty of shipments for Company C and causing a continuous decline in its inventory turnover rate during this period.

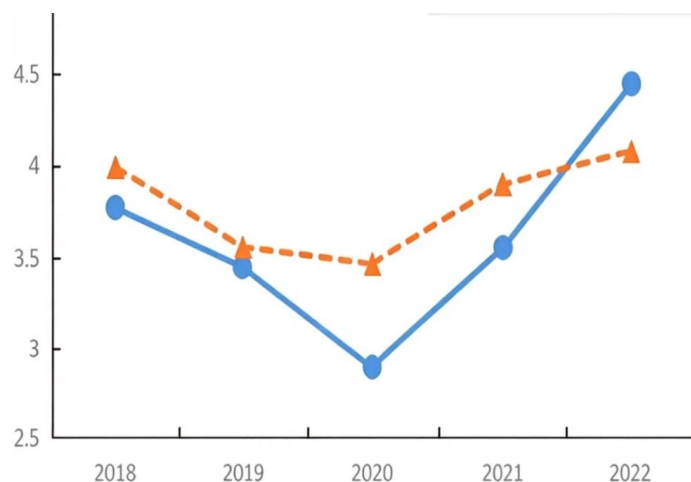


Figure 5-10 Comparison of Inventory Turnover Ratio Between Company C and the Power Battery Industry

During 2021-2022, Company C's inventory turnover rate began to rebound, rising continuously from 2.94 times in 2020 to 4.48 times in 2022. The improvement in inventory management during this period stemmed from both industry-wide common factors and the company's internal initiatives. Firstly, the rapid growth in new energy vehicle sales drove up demand for power batteries, effectively alleviating part of the inventory pressure for enterprises. Secondly, Company C initiated supply chain management in 2020, carrying out localized layout of the supply chain, which effectively reduced inventory transportation cycles, shortened supply time, and enhanced the supply chain system's risk resistance and rapid response capabilities. The company also continued to promote industrial synergy, expanding its presence in mineral resources, raw materials, battery recycling, and other fields, thus opening up the full-life-cycle industrial chain of batteries and further strengthening its resource guarantee capacity. Thirdly, the efficiency improvement of the intelligent production lines implemented internally by Company C played a key role—its comprehensive intelligent upgrading ensured the efficient production of high-quality, high-efficiency batteries, thereby driving continuous optimization of inventory management.

5.2.3.2 Sound Performance in Accounts Receivable Turnover

As shown in Figure 5-11, the accounts receivable turnover rates of Company C and its comparable companies generally showed an upward trend, indicating that the power battery industry had a relatively fast ability to collect receivables during 2018-2022. This reflects the favorable position of the power battery industry in the new energy vehicle industrial chain during these five years, mainly due to the rapid development of new

energy vehicles in this stage—soaring demand from the automotive consumer end was transmitted to automobile manufacturers, leading to strong demand for power batteries.

Company C's accounts receivable turnover rate surged from 4.51 times in 2018 to 8.04 times in 2022. Compared with its peers GOTION High-Tech and EVE Energy, Company C maintained a relatively high level in accounts receivable turnover, with obvious advantages in the industry. The gaps in accounts receivable turnover between Company C and GOTION High-Tech, EVE Energy widened from 3.31 times and 1.71 times in 2018 to 1.73 times and 1.29 times in 2022 respectively, highlighting Company C's increasingly prominent advantages in this indicator.

Based on the financial reports disclosed by Company C in recent years, approximately 90% of its accounts receivable have an aging period within one year, reflecting the company's efficient collection capability and rapid capital turnover speed. The improvement in accounts receivable turnover rate and the sound aging structure of accounts receivable indicate that downstream automobile manufacturers can make timely payments for goods, which indirectly reflects that Company C holds an important position in the new energy vehicle supply chain, with strong demand for its products from downstream customers and high trust in the company. It also shows that Company C has strong bargaining power and negotiation capabilities in cooperation with new energy vehicle manufacturers, enabling it to request more favorable payment terms and cycles, highlighting its competitive advantages and important status in the supply chain.

Chapter 6 Conclusions and Recommendations

6.1 Research Conclusions

This paper selects Company C, which has outstanding ESG practice performance, as the case study object to explore the impact path of Company C's ESG practices on corporate performance and analyze the specific impact of such practices. Through analysis and research, the following conclusions are drawn:

6.1.1 Impact Paths of Company C's ESG Practices on Corporate Performance

Company C actively conducts ESG practices and incorporates them into its corporate development strategy. By summarizing existing literature and combining the motivations of Company C's ESG practices and the focus of its business strategy, this paper concludes four impact paths of Company C's ESG practices on corporate performance:

First, "actively improving product quality and safety." Company C increases R&D investment, focusing on developing and producing high-quality, high-safety power battery products that meet user needs, effectively reducing the risk of product recalls and lowering the company's reputation and financial risks. Second, "enhancing corporate reputation." Since Company C increased investment in ESG practices in 2019, the number of violations and penalties imposed by regulatory authorities has significantly decreased, effectively controlling corporate ESG risks and enhancing corporate visibility. Third, "seizing new market opportunities." Guided by ESG concepts, Company C early launched power battery recycling and reuse businesses, gaining a leading position in setting standards in China's battery recycling field. Moreover, the application of recycled raw materials has exceeded expectations in meeting domestic and EU battery regulations, creating unique competitiveness for the company and effectively facilitating its expansion in overseas markets. Under environmental protection-related policies,

overseas customers have shown stronger willingness to cooperate. Fourth, "alleviating financing constraints." Since carrying out ESG practices, Company C has strengthened relevant information disclosure, which has helped it obtain equity financing, commercial financing, green bonds, and other financing methods. With the improvement of ESG performance, the company's financing constraints have been alleviated.

6.1.2 Positive Impact of Company C's ESG Practices on Corporate Performance

This paper analyzes the impact of Company C's ESG practices on corporate performance from both non-financial and financial performance perspectives. In terms of non-financial performance, it is found that Company C's active ESG practices have helped expand market share, enhance brand value, and improve innovation capabilities. Benefiting from leading product technology, high safety, and a good corporate reputation in the industry, the number and proportion of cooperation between domestic and overseas new energy vehicle enterprises and Company C have continued to increase. New energy vehicle enterprises favor Company C's products, widely applying them in their mid-to-high-end models and accepting a price premium of about 20% over industry averages, which has boosted the company's operating income. In terms of innovation capabilities, ESG practices have improved the "green attributes," "long endurance," and "safety" of Company C's products.

In analyzing the impact on financial performance, this paper mainly examines the changes in Company C's financial indicators over the past five years under ESG practices and conducts horizontal comparisons with the average of the power battery industry or major peer companies. In terms of development capability, Company C's ESG practices have effectively helped expand customer cooperation, accelerate operating income

growth, and demonstrate stronger development capabilities. In terms of profitability, facing intense competition and rising raw material costs, Company C has effectively improved profitability by enhancing expense and cost control capabilities. A comparison of ROE among battery enterprises with different ESG levels shows that enterprises with good ESG performance have stronger profitability. In terms of operational capability, Company C's strong product competitiveness and intelligent production upgrades have improved inventory turnover. After strengthening supply chain management, its position in the supply chain has significantly improved, and the obvious increase in accounts receivable turnover has promoted stable and healthy development of operational capabilities.

6.2 Recommendations

6.2.1 Enterprise Level

After analyzing the effects of Company C's ESG practices, this paper puts forward the following recommendations for battery enterprises to carry out ESG practices:

First, enterprises should raise management's attention to ESG. Facing increasingly stringent battery regulations in China, the EU, and other regions, battery enterprises need to accelerate the improvement of ESG management, increase investment in carbon emission management, battery recycling, and the use of recycled materials. They should promptly implement full-life-cycle management of batteries and compile relevant reports to reduce the negative impact of policy restrictions on exports and lower future compliance costs related to market access. Second, enterprises should strengthen ESG information disclosure. Company C's ESG reports disclose detailed ESG-related information, with many quantitative indicators on carbon emissions, green electricity, etc.,

which helps stakeholders gain a clear and intuitive understanding of the company's ESG performance and reduces information asymmetry with the outside world. Meanwhile, good ESG information transmission can convey positive signals to investors and the market, such as good management, a sound corporate image, qualified product quality, and sustainable development, increasing confidence among consumers and investors. Third, enterprises should actively carry out green production system management. In ESG practices, Company C has accelerated the establishment of a green manufacturing system. Listed companies, especially leading ones, should play a leading role in the context of China's "30·60" dual-carbon goals, helping the industrial chain transform towards sustainable development. They should establish a sound supply chain sustainable development audit system to empower supply chain partners to improve sustainable development management capabilities. Sustainable development training can be actively carried out in areas such as climate change and greenhouse gas emissions, product carbon footprint, green electricity, and recycling.

6.2.2 Government Level

First, the government should improve the ESG assessment and evaluation system. Given that China's ESG assessment framework needs to be improved and there is no standardization of ESG evaluation systems among institutions, due to the lack of a unified national ESG rating framework and the dominance of subjective and qualitative factors (with relatively few quantitative and objective elements) in the rating process, evaluation results from different institutions may vary significantly. To ensure the completeness of the domestic ESG rating system, the role of objective and quantitative indicators in the assessment should be strengthened to improve the standardization and

reliability of evaluation criteria. At present, ESG information disclosure for listed companies in China's A-share market is still non-mandatory, mainly encouraged, while Hong Kong's H-share market has entered a certain stage of mandatory disclosure. Therefore, regulatory authorities such as the China Securities Regulatory Commission should actively promote the improvement of the ESG information disclosure system, urge enterprises to enhance ESG practice capabilities, and implement comprehensive and public ESG information disclosure. Clear guidelines and standards should be established to enhance the comparability and credibility of information, providing accurate information support for investors. At the same time, incentive and punishment mechanisms linked to ESG practice performance should be adopted to encourage enterprises to actively participate in and optimize their ESG practices. Second, the government should improve the carbon accounting mechanism and standardize the power battery recycling industry. The government urgently needs to build a domestic carbon emission management system for power battery products, relying on the mature foundation of China's industrial chain to promote research on carbon emission calculation rules for the entire life cycle of batteries, strengthen the carbon footprint certification and evaluation system, and implement incentive policies. The government should actively explore and formulate special laws and supporting industry management regulations with legal effect on power battery recycling and utilization. The extended producer responsibility system should be firmly implemented, clearly defining the rights and obligations of all participants in the full life cycle of batteries to ensure the stable and efficient operation of China's battery recycling system.

Bibliography

- [1] Bai Xiong, Zhu Yifan, Han Jinmian. ESG Performance, Institutional Investor Preference, and Corporate Value[J]. Statistical and Information Forum, 2022, 37(10): 117-128
- [2] Chen Jiaojiao, Ding Heyu, Zhang Xuemei. Does ESG Performance Affect the Stability of Customer Relationships?[J]. Securities Market Herald, 2023(3): 13-23
- [3] Gao Jieying, Chu Dongxiao, Lian Yonghui, et al. Can ESG Performance Improve Corporate Investment Efficiency?[J]. Securities Market Herald, 2021(11): 24-34+72
- [4] He Xianjie, Xiao Tusheng, Chen Xinyuan. Corporate Social Responsibility Information Disclosure and Corporate Financing Constraints[J]. Journal of Finance and Economics, 2012, 38(8): 60-71+83
- [5] Huang Shizhong. Three Theoretical Pillars Supporting ESG[J]. Finance and Accounting Monthly, 2021(19): 3-10
- [6] Li Huiyun, Liu Qianying, Li Shuyi, et al. Environmental, Social and Governance Information Disclosure and Corporate Green Innovation Performance[J]. Statistical Research, 2022, 39(12): 38-54
- [7] Li Jinglin, Yang Zhen, Chen Jin, et al. A Study on the Mechanism of ESG Promoting Corporate Performance—From the Perspective of Corporate Innovation[J]. Science of Science and Management of S.& T., 2021, 42(9): 71-89
- [8] Li Xiaorong, Xu Tengchong. Research Progress on Environmental-Social-Governance[J]. Economic Perspectives, 2022(8): 133-146

- [9] Liu Jiangtao, Zhang Yi, Tan Lin. Responsible Internationalization: ESG Advantages and Overseas Operations of Chinese Enterprises[J]. World Economy Study, 2023(11): 60-77+136
- [10] Long Haiming, Ouyang Jiajun. The Impact of Domestic Corporate ESG Performance on Dynamic Adjustment of Capital Structure[J]. South China Finance, 2022(12): 33-44
- [11] Lu Zhengfei, Yang Deming. Trade Credit: Alternative Financing or Buyer's Market?[J]. Management World, 2011(4): 6-14+45
- [12] Mao Xinshu, Ye Kangtao, Zhang Di. Measurement and Evaluation of the Cost of Equity Capital of Listed Companies—Empirical Tests Based on China's Securities Market[J]. Accounting Research, 2012(11): 11
- [13] Meng Mengmeng, Tan Xiangyu, Liu Sirui, et al. Research on the Impact of Corporate ESG Performance on Green Innovation[J]. Technology Economics, 2023, 42(7): 13-24
- [14] Meng Qingbin, Li Xinyu, Zhang Peng. Can Employee Stock Ownership Plans Promote Corporate Innovation?—Empirical Evidence from the Perspective of Enterprise Employees[J]. Management World, 2019, 35(11): 209-228
- [15] Peng Manru, Chen Jie, Yin Junming. ESG Performance, Innovation Capability and Corporate Performance[J]. Friends of Accounting, 2023(7): 11-17
- [16] Qiu Muyuan, Yin Hong. Corporate ESG Performance and Financing Cost in the Context of Ecological Civilization Construction[J]. Journal of Quantitative & Technical Economics, 2019, 36(3): 108-123

- [17] Quan Xiaofeng, Xiao Hongjun. Research on the Impact of Social Responsibility Disclosure on Stock Price Crash Risk: Mediating Mechanism Based on Accounting Conservatism[J]. China Soft Science, 2016(6): 80-97
- [18] Shi Yichen. A Study on the Correlation between ESG Performance and Corporate Performance of Chinese Listed Companies[R]. Beijing: Green Finance Professional Committee of China Society of Finance and Banking, 2018
- [19] Sun Hui, Zhu Shusen, Zhang Xianfeng. ESG Performance, Corporate Transparency and Corporate Reputation[J]. Soft Science, 2023, 37(12): 115-121
- [20] Tang Yongjun, Ma Wenchao, Xia Li. Environmental Information Disclosure Quality, Internal Control "Level" and Corporate Value—Empirical Evidence from Listed Companies in Heavy Pollution Industries[J]. Accounting Research, 2021(7): 69-84
- [21] Wang Bo, Yang Maojia. Research on the Impact Mechanism of ESG Performance on Corporate Value—Empirical Evidence from China's A-Share Listed Companies[J]. Soft Science, 2022, 36(6): 78-84
- [22] Wang Shuangjin, Tian Yuan, Dang Lili. Industrial Enterprises' ESG Responsibility Fulfillment, Competitive Strategy and Financial Performance[J]. Accounting Research, 2022(3): 77-92
- [23] Wang Zhi, Peng Baichuan. The Impact of Corporate ESG Performance on Innovation Performance[J]. Statistics & Decision, 2022, 38(24): 164-168
- [24] Xue Long, Zhang Qianyu, Li Xuefeng. Corporate ESG Performance and Green Technological Innovation[J]. Finance and Accounting Monthly, 2023, 44(8): 135-142

- [25] Xue Tianhang, Guo Qin, Xiao Wen. Research on the Impact Mechanism and Empirics of ESG on Corporate Value under the Background of Dual-Carbon Goals[J]. Social Science Front, 2022(11): 89-99+281
- [26] Ye Chengang, Wang Zi, Wu Jianfeng, et al. External Governance, Environmental Information Disclosure and Cost of Equity Financing[J]. Nankai Business Review, 2015, 18(5): 85-96
- [27] Yi Xiuqin, Sun He. Can ESG Performance Effectively Alleviate Corporate Financing Constraints: A Study Based on Financing Channels[J]. Finance and Economy, 2023(7): 65-75
- [28] Zhang Huili, Zhang Ni. Does ESG Performance Affect Corporate Debt Contracts?—Empirical Evidence from China's A-Share Listed Companies[J]. Financial Research, 2022(6): 91-103
- [29] Zhang Tianshu, Zhang Haiming. Research on the Impact of Celebrity Endorsement on Corporate Value—Empirical Evidence from Listed Companies[J]. Journal of Central University of Finance & Economics, 2020(2): 56-66
- [30] Zhou Xiaoliang, Wu Wulin. Measurement and Analysis of Inclusive Green Growth in China[J]. Journal of Quantitative & Technical Economics, 2018, 35(8): 3-20
- [31] Atan R, Alam Md M, Said J, et al. The impacts of environmental, social, and governance factors on firm performance: Panel study of Malaysian companies[J]. Management of Environmental Quality: An International Journal, 2018, 29(2): 182-194

- [32] Bassen A, Kovács A M. Environmental, social and governance key performance indicators from a capital market perspective[J]. Zeitschrift für Wirtschafts- und Unternehmensethik, 2008, 9(2): 182-192
- [33] Benlemlih M. Corporate social responsibility and investment efficiency[J]. Academy of Management Proceedings, 2015, 2015(1): 12768
- [34] Berg F, Kolbel J, Rigobon R. Aggregate confusion: The divergence of ESG ratings[J]. Review of Finance, 2022, 26(6): 1315-1344
- [35] Broadstock D C, Chan K, Cheng L T W, et al. The role of ESG performance during times of financial crisis: Evidence from COVID-19 in China[J]. Finance Research Letters, 2021, 38: 101716
- [36] Chang X, Fu K, Low A, et al. Non-executive employee stock options and corporate innovation[J]. Journal of Financial Economics, 2015, 115(1): 168–188
- [37] Dunn J, Fitzgibbons S, Pomorski L. Assessing risk through environmental, social and governance exposures[J]. Journal of Investment Management, 2018, 16(1): 4-17
- [38] Duque-Grisales E, Aguilera-Caracuel J. Environmental, social and governance (ESG) scores and financial performance of multilatinas: Moderating effects of geographic international diversification and financial slack[J]. Journal of Business Ethics, 2021, 168(2): 315-334
- [39] Eliwa Y, Aboud A, Saleh A. ESG practices and the cost of debt: Evidence from EU countries[J]. Critical Perspectives on Accounting, 2021, 79: 102097
- [40] Fatemi A, Glaum M, Kaiser S. ESG performance and firm value: The moderating role of disclosure[J]. Global Finance Journal, 2018, 38: 45-64

- [41] Fonseka M, Rajapakse T, Richardson G. The effect of environmental information disclosure and energy product type on the cost of debt: Evidence from energy firms in China[J]. *Pacific-Basin Finance Journal*, 2019, 54: 159-182
- [42] Friede G, Busch T, Bassen A. ESG and financial performance: Aggregated evidence from more than 2000 empirical studies[J]. *Journal of Sustainable Finance & Investment*, 2015, 5(4): 210-233
- [43] Galbreath J. ESG in focus: The Australian evidence[J]. *Journal of Business Ethics*, 2013, 118(3): 529-541
- [44] Gebhardt W R, Lee C M, Swaminathan B. Toward an implied cost of capital[J]. *Journal of Accounting Research*, Wiley Online Library, 2001, 39(1): 135-176
- [45] Gibson R, Krueger P, Riand N, et al. ESG rating disagreement and stock returns[J]. *Financial Analysts Journal*, 2021, 77(4): 104-127.
- [46] Giese G, Lee L-E, Melas D, et al. Foundations of ESG investing: How ESG affects equity valuation, risk, and performance[J]. *The Journal of Portfolio Management*, 2019, 45(5): 69-83
- [47] Goss A, Roberts G S. The impact of corporate social responsibility on the cost of bank loans[J]. *Journal of Banking & Finance*, 2011, 35(7): 1794-1810
- [48] Gregory A, Tharyan R, Whittaker J. Corporate social responsibility and firm value: Disaggregating the effects on cash flow, risk and growth[J]. *Journal of Business Ethics*, 2014, 124(4): 633-657
- [49] Hoepner A G F, Rezek M, Siegl K S. Does pension funds' fiduciary duty prohibit the integration of environmental responsibility criteria in investment processes?: A

realistic prudent investment test[J]. A Realistic Prudent Investment Test (September 19, 2011), 2011.

[50] Hutton A P, Marcus A J, Tehranian H. Opaque financial reports, R2, and crash risk[J]. Journal of Financial Economics, Elsevier, 2009, 94(1): 67-86

[51] Ihsani A N, Nidar S R, Kurniawan M. Does ESG performance affect financial performance? Evidence from Indonesia[J]. Wiga: Jurnal Penelitian Ilmu Ekonomi, 2023, 13(1): 46-61

[52] Lins K V, Servaes H, Tamayo A. Social Capital, Trust, and Firm Performance: The Value of Corporate Social Responsibility during the Financial Crisis: Social Capital, Trust, and Firm Performance[J]. The Journal of Finance, 2017, 72(4): 1785-1824

[53] Liu A Z, Liu A X, Wang R, et al. Too Much of a Good Thing? The Boomerang Effect of Firms' Investments on Corporate Social Responsibility during Product Recalls[J]. Journal of Management Studies, 2020, 57(8): 1437-1472

[54] McCAHERY J A, Sautner Z, Starks L T. Behind the Scenes: The Corporate Governance Preferences of Institutional Investors: Behind the Scenes[J]. The Journal of Finance, 2016, 71(6): 2905-2932

[55] Minutolo M C, Kristjanpoller W D, Stakeley J. Exploring environmental, social, and governance disclosure effects on the S&P 500 financial performance[J]. Business Strategy and the Environment, 2019, 28(6): 1083-1095

[56] Nguyen D T, Hoang T G, Tran H G. Help or Hurt? The Impact of ESG on Firm Performance in S&P 500 Non-Financial Firms[J]. Australasian Business, Accounting and Finance Journal, 2022, 16(2): 91-102

- [57] Orens R, Aerts W, Cormier D. Web-Based Non-Financial Disclosure and Cost of Finance: WEB-BASED NON-FINANCIAL DISCLOSURE & COST OF FINANCE[J]. *Journal of Business Finance & Accounting*, 2010, 37(9–10): 1057-1093
- [58] Pulino S C, Ciaburri M, Magnanelli B S, et al. Does ESG Disclosure Influence Firm Performance?[J]. *Sustainability*, 2022, 14(13): 7595
- [59] Sassen R, Hinze A-K, Hardeck I. Impact of ESG factors on firm risk in Europe[J]. *Journal of Busine*

