

Universal Quantum Random Access Memory: A Data-Independent Unitary with a Commuting-Projector Hamiltonian

Mode-Addressed 3-Local Cells and Explicit Latency Assumptions

Leonardo Bohac

January 2026

Abstract

Quantum random access memory (QRAM) is a central primitive for coherent data access in quantum algorithms, yet it remains controversial in practice because the wall-clock cost of “one lookup” can hide routing depth, control overhead, and geometric constraints. We present a universal QRAM construction (U-QRAM) in which the database is a physical memory register that participates in the lookup unitary as quantum control. This yields a single fixed, data-independent lookup unitary on $A \otimes D \otimes M$ that is correct for all basis-encoded databases.

Our first contribution is an explicit, exact Hamiltonian realization: U-QRAM equals a single time-independent evolution $U_{\text{QRAM}} = \exp(-iH_{\text{tot}})$ where H_{tot} is a sum of mutually commuting projector terms, one per memory cell, and the construction avoids control-dependent phase ambiguities. Our second contribution is an architectural sharpening: under unary (one-hot, mode-addressed) encoding of the address, each cell term becomes uniform and 3-local, delineating the most direct path toward constant-latency interpretations. We keep claims conservative by separating *latency* from *work* and stating explicit hardware assumptions required for constant wall-clock queries.

Contributions.

1. **Universal, data-independent lookup unitary with the database in Hilbert space.** We give a canonical projector-form definition of U-QRAM as a single unitary acting on $A \otimes D \otimes M$.
2. **Exact commuting-projector Hamiltonian form.** We show $U_{\text{QRAM}} = \exp(-iH_{\text{tot}})$ for an explicit time-independent $H_{\text{tot}} = \sum_{a,j} H_{a,j}$ with $[H_{a,j}, H_{b,\ell}] = 0$.
3. **Mode-addressed reduction to 3-local cell interactions.** With unary/one-hot addressing, each $H_{a,j}$ reduces to a uniform 3-local form coupling only an address mode, a memory qubit, and an output qubit.
4. **Latency regimes and explicit assumptions.** We separate latency/work/parallelism and state explicit assumptions under which “ $O(1)$ query time” becomes physically meaningful.

1 Introduction: what is disputed about QRAM

The canonical QRAM specification is

$$|a\rangle_A |y\rangle_D |\text{mem}\rangle_M \mapsto |a\rangle_A |y \oplus x_a\rangle_D |\text{mem}\rangle_M, \quad (1)$$

where A is an address register, D is an output (data) register, M is a memory register storing N words of K bits, and $x_a \in \{0, 1\}^K$ denotes the word at address a . The controversy is not about [eq. \(1\)](#), but about the *cost model* behind “one coherent query”: routing depth, signal propagation, control complexity, and fault-tolerant overhead can wash out oracle-model speedups [\[2, 3, 4\]](#).

What this paper does. We present a universal QRAM construction (U-QRAM) in which the database is a physical register that participates in the unitary as quantum control. This yields a single fixed lookup unitary on $A \otimes D \otimes M$ that is correct for *all* basis-encoded databases. We then provide an explicit, exact Hamiltonian H_{tot} such that a single time-independent evolution $\exp(-iH_{\text{tot}})$ realizes the lookup, and we show that unary (one-hot, mode-addressed) addressing reduces each cell interaction to 3-local form.

What this paper does *not* claim. We do not claim that commutation alone guarantees constant wall-clock time. Constant latency is meaningful only under explicit assumptions about global coupling, parallel hardware, and geometry, and remains subject to causal/locality bounds [\[4\]](#). We also do not claim that U-QRAM removes the need for error correction in fault-tolerant settings. Our goal is to replace vague oracle assumptions by a concrete target: a fixed unitary together with an explicit Hamiltonian and stated physical assumptions.

Remark 1.1 (Conventions). We work in units $\hbar = 1$. Writing $U_{\text{QRAM}} = \exp(-iH_{\text{tot}})$ absorbs the evolution time into H_{tot} . Equivalently, one may write $U_{\text{QRAM}} = \exp(-i\tau H_{\text{phys}})$ for a fixed physical time τ .

2 Model: registers and the U-QRAM lookup unitary

Let $N = 2^n$ be the number of addresses and K the word size. We use three registers:

- **Address register A :** either **binary** ($n = \log_2 N$ qubits, basis $\{|a\rangle\}_{a=0}^{N-1}$) or **unary/one-hot** ([section 5](#)).
- **Output register D** with K qubits d_0, \dots, d_{K-1} , basis $|y\rangle$.
- **Memory register M** with NK qubits $m_{a,j}$, one per cell (a, j) .

For a basis-encoded (classical) database, we write

$$|\text{mem}\rangle_M = \bigotimes_{a=0}^{N-1} \bigotimes_{j=0}^{K-1} |x_{a,j}\rangle_{m_{a,j}}, \quad x_{a,j} \in \{0, 1\}, \quad (2)$$

where $x_{a,\cdot} \in \{0, 1\}^K$ is the word at address a .

2.1 A canonical projector-form definition

Define address projectors $P_a := |a\rangle\langle a|_A$ and memory-bit projectors $Q_{a,j} := |1\rangle\langle 1|_{m_{a,j}}$. Let X_{d_j} be Pauli- X on output qubit d_j (identity elsewhere).

Definition 2.1 (U-QRAM lookup unitary). *The U-QRAM lookup unitary is*

$$U_{\text{QRAM}} := \prod_{a=0}^{N-1} \prod_{j=0}^{K-1} \left((\mathbb{I} - P_a Q_{a,j}) \otimes \mathbb{I}_D + (P_a Q_{a,j}) \otimes X_{d_j} \right), \quad (3)$$

acting on $A \otimes D \otimes M$. Equivalently: for each cell (a, j) , “flip d_j iff $A = a$ and $m_{a,j} = 1$.”

Proposition 2.1 (Correctness for basis-encoded databases). *If M is prepared as in eq. (2), then for every basis address $|a\rangle_A$ and output basis state $|y\rangle_D$,*

$$U_{\text{QRAM}} |a\rangle_A |y\rangle_D |\text{mem}\rangle_M = |a\rangle_A |y \oplus x_a\rangle_D |\text{mem}\rangle_M. \quad (4)$$

Proof. Fix a and j . The factor indexed by (a, j) applies X_{d_j} exactly on the subspace where $A = a$ and $m_{a,j} = 1$, and applies identity otherwise. Across all j , the output bits are XORed with the stored word x_a . \square

Remark 2.1 (If the memory is quantum). *If M is placed in a superposition over computational-basis strings, eq. (3) is still a single well-defined unitary, but it generally entangles D with M . The classical database behavior eq. (1) is recovered when M is prepared in a computational-basis encoding of classical data.*

2.2 Block-diagonal viewpoint (memory as a configuration register)

Because U_{QRAM} is composed of controlled- X gates, it is a permutation in the joint computational basis. It is also natural to view M as a *configuration register*: conditioned on each computational-basis state of M , the operator on $A \otimes D$ is a fixed address-controlled XOR. Formally, expanding in the memory basis gives

$$U_{\text{QRAM}} = \bigoplus_{\text{mem} \in \{0,1\}^{NK}} U_{\text{mem}}, \quad U_{\text{mem}} \in \mathbb{C}^{(N2^K) \times (N2^K)}, \quad (5)$$

where each U_{mem} acts only on $A \otimes D$ and is itself block-diagonal over addresses:

$$U_{\text{mem}} = \bigoplus_{a=0}^{N-1} \left(\bigotimes_{j=0}^{K-1} X^{x_{a,j}} \right). \quad (6)$$

This makes explicit that U-QRAM is the canonical “address-select, then XOR” permutation, with the database string determining which X factors occur in each address block.

2.3 Permutation and involution structure

Proposition 2.2 (Permutation unitary). *U_{QRAM} is a permutation matrix in the joint computational basis of $A \otimes D \otimes M$.*

Proof. Each factor in eq. (3) is a controlled- X gate (possibly with multi-control $P_a Q_{a,j}$) and therefore permutes computational basis states. A product of permutations is a permutation. \square

Lemma 2.3 (Commutation of cell factors). *All factors in eq. (3) commute.*

Proof. For distinct addresses $a \neq b$, $P_a P_b = 0$ and P_a commutes with P_b . All $Q_{a,j}$ commute since they are projectors on distinct memory qubits. For distinct output bits $j \neq \ell$, X_{d_j} commutes with X_{d_ℓ} . Thus the controlled- X factors commute. \square

Corollary 2.4 (Self-inverse). $U_{\text{QRAM}}^\dagger = U_{\text{QRAM}}^{-1} = U_{\text{QRAM}}$.

Proof. Each factor in eq. (3) is Hermitian and involutory (controlled- X squares to identity) and, by theorem 2.3, the product inherits these properties. \square

Aspect	Bucket-brigade	QROM	U-QRAM (this work)
Database repr.	physical memory	classical parameter	physical register M
Global operator	single device unitary	family indexed by data	single unitary on $A \otimes D \otimes M$
Mechanism	routing / bus traversal	compiled gates/pulses	conditional XOR, M as control
Quantum data	possible (arch.-dep.)	no	basis-encoded classical (default)
Bottleneck	routing errors/latency	compilation overhead	locality/parallelism assumptions

Table 1: High-level comparison. “Global operator” for bucket-brigade refers to the full device Hilbert space including routers/bus; for QROM it is typically a family $\{U_x\}$ as the classical data x changes.

Remark 2.2 (On “uniqueness”). *The lookup specification eq. (1) constrains the action of U_{QRAM} only on basis states where M is unchanged and the XOR rule holds for all $y \in \{0,1\}^K$. Within the class of permutation unitaries generated by controlled- X factors of the form in eq. (3), these constraints fix the construction essentially uniquely. More generally, if one relaxes the class of allowed unitaries (e.g., allowing arbitrary phases on subspaces not probed by a restricted test set), additional degrees of freedom can appear. This is one reason to keep hardware claims tied to explicit generators and to verify oracle-uncompute behavior (section 9).*

Remark 2.3 (Complete vs incomplete specification). *An “incomplete” specification that tests only $|a\rangle|0\rangle \rightarrow |a\rangle|x_a\rangle$ leaves half the Hilbert space unconstrained, admitting a continuous family of solutions with many free parameters. The complete XOR specification—testing $|a\rangle|y\rangle$ for all $y \in \{0,1\}^K$ —yields the unique permutation structure in eq. (3).*

3 Relationship to prior paradigms: bucket-brigade and QROM

Bucket-brigade QRAM. Routing-based architectures such as the bucket-brigade QRAM [1] implement coherent lookup by dynamically configuring a routing fabric (switches/routers) and sending a bus system to the selected leaf. At the level of the *entire physical device Hilbert space* (address, routers, bus, and memory degrees of freedom), bucket-brigade corresponds to a single global unitary. The difference is *mechanism*: routing-based designs rely on sequential path-setup, traversal, and uncomputation, whereas U-QRAM expresses lookup as direct conditional action with the database register as quantum control. Noise-robustness and fault-tolerant overhead in routing architectures have been studied extensively [5, 6, 7].

QROM / lookup tables. Circuit-based QROM (quantum read-only memory) and lookup-table techniques (common in fault-tolerant resource estimation) implement XOR-lookup using multi-controlled gates, often with data encoded as *classical* compile-time structure or classical enable signals [8, 6]. U-QRAM shares the same activation logic (address match & data bit set) but treats the database as a physical quantum register M , so the same unitary acts for all memory configurations. This distinction matters when the memory must be prepared or updated coherently within a larger quantum computation.

Novelty positioning (conservative). The novelty here is not the abstract lookup specification eq. (1)—that is standard. Nor is any single piece new in isolation: controlled-gate exponentials,

orthogonal projector commutation, and one-hot addressing all appear in prior work. Rather, the contribution is an explicit synthesis of:

- (i) a canonical universal unitary definition [eq. \(3\)](#) with the database as quantum control (not classical compile-time parameters, not routing-accessed storage),
- (ii) an *exact* commuting-projector Hamiltonian realization ([section 4](#)) that turns “ballistic QRAM must be e^{-iHt} ” from a critique into a constructive target, and
- (iii) a mode-addressed reduction to uniform 3-local cell terms ([section 5](#)) that sharpens the locality question.

This reframes “QRAM practicality” into a concrete, testable target: can the commuting Hamiltonian be realized with stable phases and non-vanishing couplings as N grows?

4 Exact commuting-projector Hamiltonian form (no conditional-phase ambiguity)

A recurrent pitfall in “Hamiltonian CNOT” discussions is the introduction of control-dependent relative phases. Here we use an exact identity that yields X *exactly* (not merely up to a phase), enabling a clean Hamiltonian form for each controlled- X factor.

4.1 Exact X from evolution under $(\mathbb{I} - X)$

Proposition 4.1 (Exact X from $\exp(-i\frac{\pi}{2}(\mathbb{I} - X))$). *Let $G := \frac{\pi}{2}(\mathbb{I} - X)$ on a single qubit. Then $e^{-iG} = X$.*

Proof. X has eigenvalues ± 1 . Hence $(\mathbb{I} - X)$ has eigenvalues 0 and 2. Therefore $e^{-i\frac{\pi}{2}(\mathbb{I} - X)}$ has eigenvalues 1 and $e^{-i\pi} = -1$, matching the spectrum of X on the same eigenbasis, so it equals X . \square

Corollary 4.2 (Projector-controlled X as an exact exponential). *For any projector P acting on a control subsystem,*

$$(\mathbb{I} - P) \otimes \mathbb{I} + P \otimes X = \exp(-i P \otimes \frac{\pi}{2}(\mathbb{I} - X)) \quad \text{exactly.} \quad (7)$$

4.2 U-QRAM as one-shot evolution under a commuting sum

Define, for each cell (a, j) ,

$$H_{a,j} := (P_a Q_{a,j}) \otimes \frac{\pi}{2}(\mathbb{I} - X_{d_j}). \quad (8)$$

By [eq. \(7\)](#), $e^{-iH_{a,j}}$ is exactly the (a, j) controlled- X factor.

Lemma 4.3 (Commutation). *For any two cells (a, j) and (b, ℓ) ,*

$$[H_{a,j}, H_{b,\ell}] = 0. \quad (9)$$

Proof. All P_a commute and satisfy $P_a P_b = 0$ for $a \neq b$. All $Q_{a,j}$ commute because they act on distinct memory qubits. If $j \neq \ell$, then $(\mathbb{I} - X_{d_j})$ and $(\mathbb{I} - X_{d_\ell})$ act on distinct output qubits and commute. Thus every factor commutes. \square

Theorem 4.4 (Commuting-sum Hamiltonian representation (exact)). *Let*

$$H_{\text{tot}} := \sum_{a=0}^{N-1} \sum_{j=0}^{K-1} H_{a,j}. \quad (10)$$

Then

$$U_{\text{QRAM}} = \exp(-iH_{\text{tot}}) = \prod_{a=0}^{N-1} \prod_{j=0}^{K-1} \exp(-iH_{a,j}), \quad (11)$$

and the equality is exact (no auxiliary phase corrections).

Proof. By [theorem 4.2](#) and [eq. \(8\)](#), each factor of [eq. \(3\)](#) equals $\exp(-iH_{a,j})$. By [theorem 4.3](#), the $H_{a,j}$ commute, hence the exponential of the sum equals the product. \square

Binary-address locality barrier. Under binary addressing, each address projector has the Pauli-product form

$$P_a = \bigotimes_{t=0}^{n-1} \frac{1}{2} (\mathbb{I} + (-1)^{a_t} Z_{A_t}), \quad (12)$$

so $H_{a,j}$ is inherently $(n+2)$ -local before any gadgetization into 2-local hardware. The next section identifies an architectural pathway that removes this locality barrier at the Hamiltonian level.

Remark 4.1 (Why commutation matters physically). *The commutation structure means that relative timing and ordering do not affect correctness. In a physical implementation, this supports an “always-on” interpretation: if all cell couplings can be present simultaneously, the correct lookup emerges from the total evolution. This is the precise sense in which U-QRAM admits a single-Hamiltonian query target.*

5 Mode-addressed (one-hot) architecture: uniform 3-local cell terms

5.1 Unary/one-hot addressing

Instead of encoding a in $n = \log_2 N$ qubits, define a unary/one-hot address register $A^{(1)} = (A_0, \dots, A_{N-1})$ constrained to Hamming weight one:

$$|e_a\rangle := |0 \cdots 010 \cdots 0\rangle, \quad (13)$$

with the 1 at position a . A coherent address is a superposition $\sum_a \alpha_a |e_a\rangle$. In bosonic or photonic encodings, this corresponds naturally to a *single excitation over N modes*.

On the single-excitation subspace, the address projector becomes a single-mode occupation projector,

$$P_a \longrightarrow |1\rangle\langle 1|_{A_a} \quad (\text{or equivalently a number operator } n_a \text{ on mode } a). \quad (14)$$

5.2 3-local Hamiltonian terms

Substituting $P_a \mapsto |1\rangle\langle 1|_{A_a}$ into [eq. \(8\)](#) yields

$$H_{a,j}^{(1)} := (|1\rangle\langle 1|_{A_a} Q_{a,j}) \otimes \frac{\pi}{2} (\mathbb{I} - X_{d_j}), \quad (15)$$

which is *3-local* for every (a, j) : (address mode A_a) \otimes (memory qubit $m_{a,j}$) \otimes (output qubit d_j).

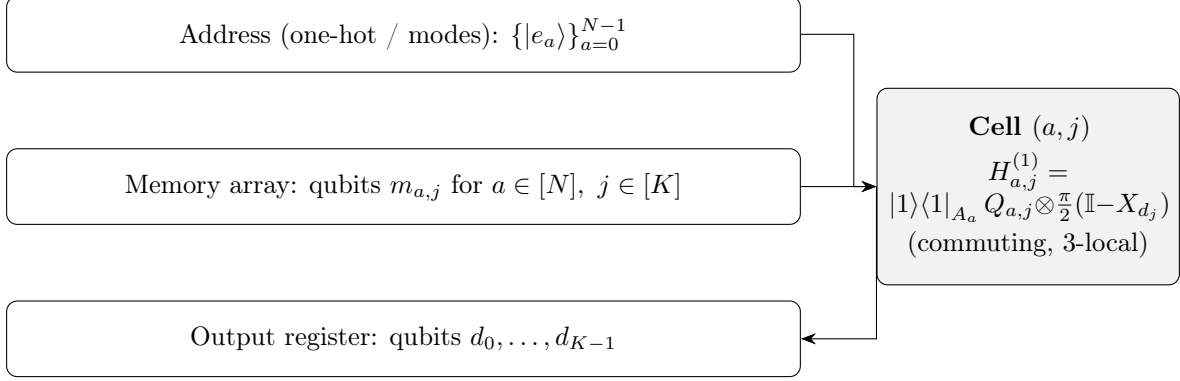


Figure 1: Mode-addressed U-QRAM as a commuting sum of uniform 3-local cell interactions, executable in parallel under explicit assumptions (section 6).

Theorem 5.1 (Mode-addressed commuting 3-local Hamiltonian for U-QRAM). *Under unary/one-hot addressing,*

$$U_{\text{QGRAM}} = \exp \left(-i \sum_{a=0}^{N-1} \sum_{j=0}^{K-1} H_{a,j}^{(1)} \right), \quad (16)$$

all terms $\{H_{a,j}^{(1)}\}$ mutually commute, and each summand is 3-local.

Proof. Identical to theorem 4.4, replacing P_a by $|1\rangle\langle 1|_{A_a}$ and observing that these are commuting single-qubit projectors across distinct address modes. \square

Remark 5.1 (Resource trade-off). *Unary addressing exchanges address size ($\log N$ qubits) for locality (from $(\log N + 2)$ -body terms to 3-local terms). This trade-off is favorable only in architectures where a mode basis and modal selectivity are natural, and where large parallel couplings are physically plausible.*

Remark 5.2 (Single-excitation constraint). *The mode-addressed analysis assumes the single-excitation (Hamming-weight-one) subspace. Preventing leakage to the zero- or multi-excitation sectors is architecture dependent and must be engineered.*

5.3 Conceptual architecture

6 Latency, work, and physical assumptions

To avoid equivocation, we separate three notions:

- **Latency:** wall-clock time for one lookup (what determines end-to-end algorithm runtime).
- **Work:** number/extent of physical interactions required (energy, control channels, calibration burden).
- **Hardware parallelism:** how many interactions can occur simultaneously.

Classical RAM attains low latency via extensive parallel hardware (decoders, wires, sense amplifiers). Analogously, “ $O(1)$ QRAM latency” is meaningful only if one permits either $O(N)$ parallel couplings or a genuinely global bus, and if geometry permits constant-time interaction.

6.1 Minimal assumptions for constant-latency interpretations

The commuting-sum form becomes an operational “one-shot query” only under assumptions such as:

A (mode selectivity). The address is carried by an excitation over N modes so interactions can be conditioned on occupancy of mode a (a projector $|1\rangle\langle 1|_{A_a}$ or number operator n_a).

B (local controlled interaction). Each cell (a, j) supports a conditional interaction implementing the 3-local term in [eq. \(15\)](#) (or an equivalent commuting generator).

C (parallelism / global drive). All cell interactions can occur concurrently (e.g., a single global pulse, a wavefront passing all cells within constant time, or a shared bus coupling to all cells).

D (error budget / phase stability). Address-dependent phases, crosstalk, leakage, and stochastic noise remain within the error budget of the surrounding algorithm.

6.2 Pauli expansion and an engineering target

Writing $|1\rangle\langle 1|_q = \frac{1}{2}(\mathbb{I} - Z_q)$, each 3-local term expands into a constant number of commuting Pauli strings. In particular, the interaction contains components proportional to

$$Z_{A_a} Z_{m_{a,j}} X_{d_j}, \quad (17)$$

along with one- and two-body terms that, in principle, can be handled via calibration/echo techniques. A useful engineering target is therefore:

Can the platform realize an effective Hamiltonian containing $\sum_{a,j} g_{a,j} Z_{A_a} Z_{m_{a,j}} X_{d_j}$ with *non-vanishing effective strengths* $g_{a,j}$ as N grows, without uncontrolled crosstalk or address-dependent phase drift?

6.3 Causality and geometry

Even for commuting interactions, finite signal speed and layout can impose lower bounds on physical time. Fundamental causal bounds for QRAM architectures formalize this constraint [\[4\]](#). Our formulation is consistent with such results: constant-latency interpretations require effectively global coupling or colocalized mode interactions (e.g., a cavity bus or integrated photonic setting), and cannot be inferred from commutation alone.

6.4 Regimes summary

7 Compiled circuit baselines, exact counts, and resource accounting

7.1 Exact gate count at the logical level

For binary addressing, [eq. \(3\)](#) corresponds directly to NK multi-controlled X operations: one per cell (a, j) . Each such operation has $(\log_2 N + 1)$ controls (address-equality plus one memory control) and one target d_j . These factors commute ([theorem 2.3](#)), so at the logical level they may be sequenced in any order, and in principle parallelized across a if the hardware supports it.

Regime	Model	Scaling takeaway
I: Compiled gates	Binary address, standard 2-local gates	Address decoding reintroduces $\Omega(\log N)$ depth; compiled cost depends on ancilla trade-offs.
II: Special primitives	Global fanout-like gates, non-standard multi-qubit primitives	Depth can be reduced (sometimes to constant) under strong hardware assumptions.
III: Direct $\exp(-iH_{\text{tot}})$	Engineered commuting interaction (global bus / parallel couplings)	Constant latency requires non-vanishing couplings as N grows and geometry permitting constant-time interaction.

Table 2: Latency regimes: the main contribution is an explicit commuting-Hamiltonian target; constant-latency interpretations live in Regime III under stated assumptions.

Quantity	Binary address	Unary (one-hot) address
Address size	$\log_2 N$ qubits	N modes (single-excitation)
Memory size	NK qubits	NK qubits
Output size	K qubits	K qubits
Cell term locality	$(\log N + 2)$ -local	3-local
Number of cell terms	NK	NK

Table 3: Resource and locality trade-offs. Unary addressing increases address size but reduces cell locality.

Complexity comparison. The gate complexity of U-QRAM is $O(NK)$ multi-controlled gates, each with $O(\log N)$ controls. This is dramatically more efficient than a generic $2^n \times 2^n$ unitary decomposition ($O(4^n)$ gates) and comparable to bucket-brigade node counts while avoiding sequential routing traversal. For $N = 4$, $K = 1$ (a 128×128 unitary matrix): generic decomposition requires $O(16,000)$ gates; U-QRAM requires exactly 4 multi-controlled gates.

7.2 2-qubit compilation scaling

When restricted to a standard 2-qubit gate set, multi-controlled X gates must be decomposed. A conservative, hardware-agnostic scaling upper bound (up to ancilla/depth trade-offs and improved constants) is

$$\text{Depth}_{\text{active}} = \Theta(NK \log N), \quad \#(2\text{-qubit gates}) = \Theta(NK \log N), \quad (18)$$

using standard decompositions of multi-controlled Toffoli/CNOT into 2-qubit gates [9, 10]. Fault-tolerant resource estimation can substantially amplify these costs [6].

Interpretation. In Regime I (compiled 2-local gates), U-QRAM is not claimed to outperform conventional QROM constructions on latency. Its value is structural: it provides a single data-independent unitary, an exact commuting-Hamiltonian target, and an explicit architectural condition (mode addressing) under which constant-locality interactions are possible.

8 Algorithmic composability: Grover-oracle usage

A standard pattern in algorithms such as Grover search is to compute a predicate on the retrieved data and then uncompute the lookup:

$$U_{\text{oracle}} = U_{\text{QRAM}} U_{\text{check}} U_{\text{QRAM}}, \quad (19)$$

where U_{check} applies a phase (or a flag) conditioned on the data register D .

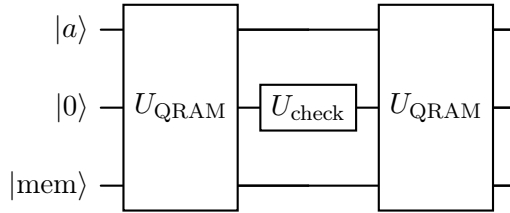


Figure 2: Grover oracle using U-QRAM. The forward lookup retrieves data, U_{check} marks matches with a phase flip, and the second U_{QRAM} (self-inverse) uncomputes the retrieval.

Because U_{QRAM} is self-inverse ([theorem 2.4](#)), the lookup-unlookup wrapper is straightforward and makes phase-stability requirements explicit. In mode-addressed proposals, a central requirement is that this sandwich does *not* introduce address-dependent phases that would spoil Grover interference ([section 9](#)).

Integration advantages. Because U-QRAM is a standard unitary composed of multi-controlled gates:

- **No hybrid control:** The entire computation—including data loading—is a coherent quantum circuit with no classical intervention mid-execution.
- **Trivial uncomputation:** The self-inverse property means uncomputation requires no additional circuit design.
- **Composability:** Memory can be prepared by preceding quantum operations, enabling pipelines where one algorithm’s output becomes another’s data.

These properties are particularly valuable for quantum machine learning, where algorithms typically require repeated data loading and uncomputation within a single coherent execution.

9 Experimental path forward

To ground the theoretical construction in physical reality, we identify concrete experimental milestones that would validate or refute the mode-addressed commuting-Hamiltonian thesis.

Milestones. Three experimentally meaningful (and refutable) steps directly test the mode-addressed commuting-Hamiltonian thesis:

1. **Mode-addressed demonstration at modest scale.** Implement $N \in \{8, 16\}$ with $K = 1$ where addresses are one-hot/mode superpositions, memory bits are physical qubits, and a single global evolution approximates U_{QRAM} .
2. **Phase stability for oracle uncompute.** Demonstrate Grover-style usage $U_{\text{oracle}} = U_{\text{QRAM}} U_{\text{check}} U_{\text{QRAM}}$ without address-dependent phase drift.

3. **Scaling study of effective interactions and crosstalk.** Measure how effective conditional couplings and crosstalk behave as the number of simultaneously coupled cells increases, confronting causal and architectural constraints [4].

Candidate hardware directions. Mode-addressing and multi-mode coupling arise naturally in integrated photonics and in multimode superconducting platforms (microwave resonators or hybrid acoustic/phononic systems). The role of this paper is not to select a winner, but to provide a clean Hamiltonian target (eq. (15)) that such platforms can aim to approximate and a clear checklist for what must scale.

10 Conclusion

We presented U-QRAM as a universal lookup unitary in which the database is a physical memory register acting as quantum control. The key insights are:

1. Memory qubits act as control signals, not passive storage to be routed to.
2. The unitary has a natural block-diagonal permutation structure, unique under the complete XOR specification.
3. An exact commuting-projector Hamiltonian representation $U_{\text{QRAM}} = \exp(-iH_{\text{tot}})$ provides a precise “single-Hamiltonian query” target without conditional-phase ambiguity.
4. Under unary (one-hot, mode-addressed) encoding, each cell interaction becomes uniform and 3-local.

The contribution is not any single piece—controlled-gate exponentials, commuting projectors, and one-hot addressing all exist in prior work—but the explicit synthesis into a canonical target with stated assumptions. The central open question is whether the commuting Hamiltonian can be realized with stable phases, controlled leakage/crosstalk, and non-vanishing effective couplings as N grows. By making assumptions and targets explicit, U-QRAM reframes QRAM practicality into a concrete program rather than an oracle assumption.

A Small- N circuit illustrations

The projector-form definition eq. (3) corresponds directly to NK multi-controlled X gates. For intuition, we include two small cases.

A.1 Case $N = 2, K = 1$

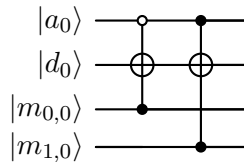


Figure 3: U-QRAM for $N = 2, K = 1$: flip d_0 iff $a = 0$ and $m_{0,0} = 1$, and also iff $a = 1$ and $m_{1,0} = 1$.

A.2 Case $N = 4$, $K = 1$

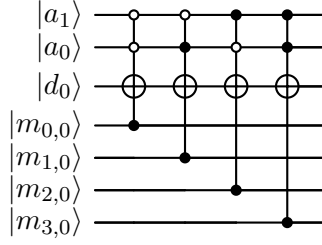


Figure 4: U-QRAM for $N = 4$, $K = 1$: four controlled- X operations, each enabled by one address pattern and one memory bit.

Acknowledgments

The author thanks Steven M. Girvin for helpful correspondence and detailed feedback that sharpened the distinction between U-QRAM and QROM architectures.

References

- [1] V. Giovannetti, S. Lloyd, and L. Maccone, “Quantum random access memory,” *Phys. Rev. Lett.* **100**, 160501 (2008).
- [2] S. Aaronson, “Read the fine print,” *Nature Physics* **11**, 291–293 (2015).
- [3] S. Jaques and A. G. Rattew, “QRAM: A Survey and Critique,” *Quantum* **9**, 1922 (2025).
- [4] Y. Wang, Y. Alexeev, L. Jiang, F. T. Chong, and J. Liu, “Fundamental causal bounds of quantum random access memories,” *npj Quantum Information* **10**, 71 (2024).
- [5] C. T. Hann, G. Lee, S. M. Girvin, and L. Jiang, “Resilience of quantum random access memory to generic noise,” *PRX Quantum* **2**, 020311 (2021).
- [6] O. Di Matteo, V. Gheorghiu, and M. Mosca, “Fault-Tolerant Resource Estimation of Quantum Random-Access Memories,” *IEEE Trans. Quantum Eng.* **1**, 4500213 (2020).
- [7] S. Xu, C. T. Hann, B. Foxman, S. M. Girvin, and Y. Ding, “Systems Architecture for Quantum Random Access Memory,” *MICRO ’23* (2023).
- [8] R. Babbush *et al.*, “Encoding electronic spectra in quantum circuits with linear T complexity,” *Phys. Rev. X* **8**, 041015 (2018).
- [9] P. Selinger, “Quantum circuits of T-depth one,” *Phys. Rev. A* **87**, 042302 (2013).
- [10] C. Jones, “Low-overhead constructions for the fault-tolerant Toffoli gate,” *Phys. Rev. A* **87**, 022328 (2013).